


2018



CRIME  
IN  
KENTUCKY



**Matthew G. Bevin**  
Governor

**KENTUCKY STATE POLICE**  
919 VERSAILLES ROAD  
FRANKFORT, KY 40601  
Phone: (502) 782-1800  
[www.kentuckystatepolice.org](http://www.kentuckystatepolice.org)

**John C. Tilley**  
Secretary  
**Richard W. Sanders**  
Commissioner

*Crime in Kentucky* recipient:

Enclosed is your copy of *Crime in Kentucky – 2018*. This publication would not have been possible to produce without the continued cooperation of all Kentucky Law Enforcement Agencies.

Questions concerning this annual publication or statistics provided by your individual law enforcement agency should be directed to the Program Coordinator of the Kentucky State Police Uniform Crime Reporting section at 502-227-8700.

These statistics will also be available in the future on the Kentucky State Police website at [www.kentuckystatepolice.org](http://www.kentuckystatepolice.org)

Respectfully,

A handwritten signature in black ink that reads "Captain John Scott Felder".

Captain Scott Felder  
Kentucky State Police  
Criminal Identification & Records Branch

Enclosure

CRIME  
IN  
KENTUCKY

COMMONWEALTH OF KENTUCKY  
2018 CRIME REPORT

MATTHEW G. BEVIN  
GOVERNOR

RICHARD W. SANDERS  
COMMISSIONER  
KENTUCKY STATE POLICE

# TABLE OF CONTENTS

<b>MESSAGE FROM THE GOVERNOR</b>	<b>vi</b>
<b>LETTER OF TRANSMITTAL, COMMISSIONER, KENTUCKY STATE POLICE</b>	<b>vii</b>
<b>DEDICATION</b>	<b>viii</b>
<b>KENTUCKY CRIME FACTS</b>	<b>xiii</b>
<b>KENTUCKY'S UNIFORM CRIME REPORTING</b>	<b>1</b>
KENTUCKY UNIFORM CRIME REPORTING SYSTEM .....	3
STATE OFFENSE DATA .....	4
OFFENSE DATA - COLLEGES AND UNIVERSITIES .....	5
CITIES OVER 10,000 IN POPULATION - GROUP A OFFENSES .....	6
TOTAL POPULATION BY COUNTY MAP .....	8
CLEARANCE RATES .....	9
ANIMAL CRUELTY .....	10
ARSON .....	12
ASSAULT OFFENSES .....	14
BRIBERY .....	16
BURGLARY / BREAKING AND ENTERING .....	18
COUNTERFEITING / FORGERY .....	20
DESTRUCTION / DAMAGE / VANDALISM OF PROPERTY .....	22
DRUG / NARCOTIC OFFENSES .....	24
EXTORTION / BLACKMAIL .....	26
FRAUD OFFENSES .....	28
GAMBLING OFFENSES .....	30
HOMICIDE OFFENSES .....	32
HUMAN TRAFFICKING .....	34
KIDNAPPING / ABDUCTION .....	36
LARCENY / THEFT OFFENSES .....	38



# TABLE OF CONTENTS

VALUE OF PROPERTY STOLEN / RECOVERED .....	39
MOTOR VEHICLE THEFT .....	41
PORNOGRAPHY / OBSCENE MATERIAL .....	43
PROSTITUTION .....	45
ROBBERY .....	47
SEX OFFENSES (FORCIBLE) .....	49
SEX OFFENSES (NON-FORCIBLE) .....	51
STOLEN PROPERTY .....	53
WEAPON LAW VIOLATIONS .....	55
<b>OFFENSES BY COUNTY AND AGENCY - REPORTED AND CLEARED</b>	<b>57</b>
<b>PROGRAMS OF INTEREST</b>	<b>317</b>
DOMESTIC VIOLENCE .....	318
HATE / BIAS CRIME .....	319
<b>DRIVING UNDER THE INFLUENCE</b>	<b>323</b>
DUI ARRESTS BY AGE, SEX, AND RACE .....	324
DUI CONVICTIONS BY COUNTY .....	328
<b>STATE ARREST DATA</b>	<b>332</b>
STATE ARREST DATA - GROUP A & B OFFENSES .....	333
2018 TOTAL ARRESTS BY AGE .....	334
2018 TOTAL ARRESTS BY SEX .....	335
2018 TOTAL ARRESTS BY RACE .....	336
TOTAL ARRESTS BY COUNTY - ADULT AND JUVENILE .....	337

# TABLE OF CONTENTS

<b>2018 DRUG ARRESTS</b>	<b>380</b>
BY AREA DEVELOPMENT DISTRICT AND DRUG TYPE .....	381
BY COUNTY AND DRUG TYPE .....	382
<b>METHAMPHETAMINE LAB RESPONSE GRAPH</b>	<b>386</b>
<b>LAW ENFORCEMENT EMPLOYEES</b>	<b>390</b>
MUNICIPAL POLICE DEPARTMENTS .....	391
SHERIFF'S DEPARTMENTS .....	397
COUNTY POLICE DEPARTMENTS .....	399
DRUG TASK FORCES .....	400
OTHER LAW ENFORCEMENT AGENCIES .....	400
COLLEGES / SCHOOLS / UNIVERSITIES .....	401
STATE AGENCIES .....	402
<b>LAW ENFORCEMENT OFFICERS KILLED OR ASSAULTED</b>	<b>403</b>
<b>ELECTRONIC FINGERPRINTS</b>	<b>405</b>
<b>GLOSSARY</b>	<b>408</b>

## MAP LOCATIONS

8- Population	31- Gambling	54- Stolen Property Offenses
11- Animal Cruelty	33- Homicide	56- Weapon Law Violations
13- Arson	35- Human Trafficking	316- Group-A Offenses
15- Assault	37- Kidnapping/Abduction	321- Hate Bias Crimes
17- Bribery	40- Larceny/Theft	327- DUI Arrests
19- Burglary/Breaking & Entering	42- Motor Vehicle Theft	331- DUI Convictions
21- Counterfeiting/Forgery	44- Pornography/Obscene Material	378- Group-A Arrests
23- Damage/Destruction of Property	46- Prostitution	379- Group-B Arrests
25- Drug/Narcotics Offenses	48- Robbery	386- Drug Law Arrests
27- Extortion/Blackmail	50- Sex Offenses (Forcible)	388- Methamphetamine Labs
29- Fraud	52- Sex Offenses (Non-Forcible)	



Commonwealth of Kentucky  
**OFFICE OF THE GOVERNOR**

**Matthew G. Bevin**  
Governor

700 Capitol Avenue  
Suite 100  
Frankfort, KY 40601  
(502) 564-2611  
Fax: (502) 564-2517

July 19, 2019

Dear Friends,

The report you are about to read gives an account of serious crimes committed in Kentucky throughout 2018. Preventing crime before innocent Kentuckians are victimized is a top priority of our administration and the many law enforcement organizations in our state.

Those who stand in the gap every day and fight on the front lines to keep us safe and bring criminals to justice are to be commended. I continue to pray regularly for the safety of those who wear the badge that only an elite few are willing to put on. I urge you to support our law enforcement officials as they make a daily decision to serve others and for their willingness to put their own safety at risk for our protection. We owe them our respect and gratitude.

The fight against crime in our communities should also be a top priority of all citizens. If each of us becomes actively involved, being watchful and mindful while cooperating with our law enforcement professionals, we can help make Kentucky the best version of itself. Those Kentuckians who are willing to make a difference can find this report a useful resource.

I often quote our state motto: "United We Stand, Divided We Fall." Nowhere does that apply more aptly than in keeping our communities safe. Thank you for your interest in this important topic.

Sincerely,

A handwritten signature in blue ink that reads "Matthew G. Bevin".

Matthew G. Bevin  
Governor



**KENTUCKY STATE POLICE**  
919 VERSAILLES ROAD  
FRANKFORT, KENTUCKY 40601  
[WWW.KENTUCKYSTATEPOLICE.ORG](http://WWW.KENTUCKYSTATEPOLICE.ORG)

**MATTHEW G. BEVIN**  
GOVERNOR

**JOHN C. TILLEY**  
SECRETARY

**RICHARD W. SANDERS**  
COMMISSIONER

The Honorable Matthew G. Bevin  
Governor of Kentucky  
The Capitol  
Frankfort, Kentucky 40601

Dear Governor Bevin:

In accordance with Chapter 17 of the Kentucky Revised Statutes, I am pleased to submit to you and the citizens of Kentucky, the 49th annual Crime in Kentucky Report.

It should be noted that these crime statistics could not have been accurately compiled without the dedication and cooperation of all law enforcement agencies throughout the Commonwealth.

The Kentucky State Police pledges its continued support to improving the quality, accuracy, and timeliness of Kentucky's Uniform Crime Reporting System.



Respectfully submitted,

Richard W. Sanders  
Commissioner

# **DEDICATION**

**This 2018 Crime in Kentucky Report is dedicated to:**

Deidre Irene Mengedoht  
Louisville Police Department

Phillip Lynn Meacham  
Hopkinsville Police Department

Scotty Hamilton  
Pikeville Police Department

Rodney Scott Smith  
Hickman Police Department

**WHO PAID THE SUPREME SACRIFICE  
ON BEHALF OF THE CITIZENS  
OF THE COMMONWEALTH OF KENTUCKY**



### **Detective Deidre Irene Mengedoht**

Detective Deidre Mengedoht was killed when her patrol car was struck by an impaired driver while conducting a traffic stop on I-64, between 4th Street and 6th Street, in downtown Louisville just after 2:00 pm.

Her vehicle was stopped in the right lane with its emergency equipment activated when it was struck from behind by a Metropolitan Sewer District tractor-trailer. The patrol car was pushed into the vehicle she had stopped and became engulfed in flames with Detective Mengedoht trapped inside.

The driver of the tractor-trailer was charged with driving under the influence and murder of a law enforcement officer.

Detective Mengedoght had served with the Louisville Metro Police Department for seven years. She is survived by a young son.



### **Police Officer Phillip Lynn Meacham**

Police Officer Phillip Meacham was shot and killed while assisting another officer investigate a police impersonator on Paulette Court at approximately 5:10 pm.

Officer Meacham, who was off-duty, observed the vehicle behind him operating with blue lights. The vehicle passed Officer Meacham and turned onto another street. Officer Meacham began to follow the vehicle and requested a uniformed officer respond to the area. The man turned onto Paulette Court, a dead-end street, as Officer Meacham remained nearby until the uniformed officer arrived at the scene.

The officers approached the man who was now working on a truck in his driveway. When they approached him the man drew a firearm and shot Officer Meacham, killing him. The man fled on foot, stole a truck, and fled to Clarksville, Tennessee. He was located in Clarksville by local officers and United States Marshals. He was shot and killed as the officers attempted to take him into custody.

Officer Meacham had served with the Hopkinsville Police Department for one year and had previously served with the Christian County Sheriff's Office for 12 years. He is survived by his wife, daughter, and parents.



### **Patrolman Scotty Hamilton**

Patrolman Scotty Hamilton was shot and killed at approximately 11:30 pm as he and a Kentucky State Police trooper conducted criminal patrol on Hurricane Road, in the Hurricane Creek area of Pike County.

The officers were in the area as a result of recent narcotics activity when they encountered a suspicious vehicle. As Patrolman Hamilton checked the area for the vehicle's occupants he encountered a man and was fatally shot.

One subject was taken into custody at the scene. The man who shot Patrolman Hamilton fled the scene but was apprehended two days later. In December 2018 he pleaded guilty to murder and was sentenced to life in prison with no parole.

Patrolman Hamilton had served with the Pikeville Police Department for 12 years. He is survived by his wife and child.





### **Police Officer Rodney Scott Smith**

Police Officer Rodney Smith drowned when his patrol car was washed into a flooded field off of Bernal Avenue.

The area had become flooded as a result of the overflowing Bayou de Chien. He was checking the area when he went missing at approximately 9:15 pm. Multiple agencies responded to the area and began a massive search. His body and patrol were located separately in a flooded field off of Bernal Avenue the following morning.

Officer Smith is survived by his wife, children, grandchildren, and mother.

# 2018 KENTUCKY CRIME FACTS

- 275,931 serious crimes reported in 2018.
- A serious crime was committed approximately every 2 minutes.
- Homicide offenses were committed approximately every 20 hours.
- Firearms were used in 60% of all homicides.
- Motor vehicle thefts were committed approximately every 48 minutes.
- Forcible sex offenses were committed approximately every 60 minutes.
- Robbery was committed approximately every 3 hours.
- 52% of violent crimes were cleared by an arrest.
- 1,965 police officers were assaulted.
- 25% of property crimes were cleared by an arrest.
- Property crimes outnumbered violent crimes by 2.4 to 1.
- There were 23,038 counts of DUI violations.
- There were 67,850 counts of drug violations.
- Arrests for crimes in 2018 totaled 520,074 counts.



**KENTUCKY'S  
UNIFORM  
CRIME  
REPORTING  
SYSTEM**

# **KENTUCKY'S UNIFORM CRIME REPORTING SYSTEM**

**Prior to July 1, 1987**, Kentucky's Uniform Crime Reporting System was based on the accumulation of a monthly summary of criminal offenses and arrests by state and local law enforcement agencies. The data submitted was sufficient for broad analysis of general crime trends, however, it did not provide necessary tools for detailed studies required to meet the needs of criminal justice professionals, the law enforcement community, and Kentucky Legislators. **After July 1, 1987**, law enforcement agencies began a transition to "incident" information, which differed from "summary" in that it provided full detail crime specifics. This marked the beginning of Kentucky's Incident Based Reporting System, which required the submission of either the Uniform Offense Report (UOR1) or the uniform data elements as contained in the statewide database. The state has been certified for National Incident Based Reporting System (NIBRS) reporting, which is already taking place in the majority of law enforcement agencies within Kentucky. As more agencies become technologically able to submit incident based information, our crime data will become more complete – thus greatly enhancing our query capabilities.

## **2011**

Previous versions of the Crime in Kentucky publication have provided data in the format of Part I and Part II crimes. Part I crimes consisted of 8 offense categories that were considered to be serious crimes. These were listed on individual offense pages and statistical information was provided with regard to the particular offense. In an effort to reflect the standards of reporting and information gathering that the FBI uses when compiling data, the Kentucky State Police repository moved in 2011 from a Part I and II crime reporting format to a Group-A and Group-B format.

## **2015**

Publications for the years spanning 2011 through 2014 did not include summary agency data in Group-A and Group-B format due to the differing crime categories. For these statistical books, this information was provided in a separate location from the IBR agency data, and placed in a "Summary Agency" section provided in Part-I/Part-II format. Those remaining agencies that submitted data in Summary format have since moved to NIBRS reporting and are now included with the rest of the IBR data. The Summary section has been removed as a result with the caveat that a single agency remains Summary. This remaining agency, however, only reports Arson offenses and therefore was able to be added accurately with the rest of the IBR data.

## **2016**

In 2016, the categories of Animal Cruelty and Human Trafficking were added to the Group-A offenses list.

## **Group-A**

Like Part-I offense categories, Group-A categories comprise the more serious crimes, such as Homicide, Robbery, and Arson, yet expands the number collected compared to Part-I. Many of the offense categories carry subcategories that break down crimes even further. As an example: Aggravated Assault, Simple Assault, and Intimidation all fall under the Assault Offense category. Impersonation, Welfare Fraud, and Wire Fraud would all fall under the Fraud Offense category.

## **Group-B**

Group-B Crimes consist of the less severe offenses such as Trespassing, Drunkenness, and Disorderly Conduct, as well as, All Other Offenses for those Group-B crimes that do not fall directly into a specified offense.

## **Note**

The offenses listed in this publication match the FBI's Group-A and B categories, less those that Kentucky does not recognize. For example, the FBI has a category for Embezzlement, however, Kentucky does not have a violation code for embezzlement and instead sees this as a theft offense, therefore, these categories have not been included.

## STATE OFFENSE DATA

Group-A Offenses Classification	Offenses Reported			
	2017	2018	Increase or Decrease	% of Total Offenses
Animal Cruelty	853	604	-29.19%	0.22%
Arson	518	459	-11.39%	0.17%
Assault Offenses	41,724	41,175	-1.32%	14.92%
Bribery	72	105	45.83%	0.04%
Burglary/Breaking and Entering	20,469	18,196	-11.10%	6.59%
Counterfeiting/Forgery	8,051	7,758	-3.64%	2.81%
Destruction/Damage/Vandalism of Property	23,637	21,322	-9.79%	7.73%
Drug/Narcotic Offenses	66,157	67,850	2.56%	24.59%
Extortion/Blackmail	54	62	14.81%	0.02%
Fraud Offenses	11,824	11,816	-0.07%	4.28%
Gambling Offenses	34	31	-8.82%	0.01%
Homicide Offenses	459	447	-2.61%	0.16%
Human Trafficking	44	48	9.09%	0.02%
Kidnapping/Abduction	983	935	-4.88%	0.34%
Larceny/Theft Offenses	75,518	70,801	-6.25%	25.66%
Motor Vehicle Theft	10,845	10,967	1.12%	3.97%
Pornography/Obscene Material	2,187	2,908	32.97%	1.05%
Prostitution Offenses	340	305	-10.29%	0.11%
Robbery	3,010	2,791	-7.28%	1.01%
Sex Offenses (Forcible)	5,021	6,360	26.67%	2.30%
Sex Offenses (Non-Forcible)	508	537	5.71%	0.19%
Stolen Property Offenses (Receiving, etc.)	5,207	5,079	-2.46%	1.84%
Weapon Law Violations	4,845	5,375	10.94%	1.95%
<b>Total Group-A Offenses</b>	<b>282,360</b>	<b>275,931</b>	<b>-2.28%</b>	<b>100.00%</b>

The total number of Group A crimes reported by law enforcement agencies in Kentucky during 2018 is shown in the chart above. These overall statistics reflect only offenses reported to or known by the police.

When making comparisons between years, the following should be taken into account: (1) Data is not inclusive of all offenses reported to the police; (2) Increases or decreases in the number of crimes reported can be attributed to a variety of factors, including methods of reporting and tabulating on the part of law enforcement agencies; (3) Differing levels of citizen awareness and their responsibility to report crimes have a direct impact on the number of reports received by police.

**OFFENSE DATA  
COLLEGES AND UNIVERSITIES**

<b>GROUP-A</b>	<b>Eastern KY University</b>	<b>Kentucky State University</b>	<b>Morehead University</b>	<b>Transylvania University</b>	<b>Murray St. University</b>	<b>Northern KY University</b>	<b>University of Kentucky</b>	<b>University of Louisville</b>	<b>Western KY University</b>	<b>Total</b>
Animal Cruelty	0	0	0	0	0	0	0	0	0	0
Arson	2	0	0	0	0	0	0	0	0	2
Assault Offenses	51	1	10	0	22	9	144	43	11	291
Bribery	0	0	0	0	0	0	0	0	0	0
Burglary / Breaking and Entering	26	5	0	3	10	4	18	27	11	104
Counterfeiting / Forgery	2	0	4	0	1	9	1	4	0	21
Destruction / Damage / Vandalism of Property	44	1	13	0	23	10	134	95	21	341
Drug / Narcotic Offenses	67	1	11	13	41	24	387	18	34	596
Extortion / Blackmail	0	0	1	0	1	0	3	3	0	8
Fraud Offenses	5	0	4	1	7	14	21	12	5	69
Gambling Offenses	0	0	0	0	0	0	0	0	0	0
Homicide Offenses	0	0	0	0	0	0	0	0	0	0
Human Trafficking	0	0	0	0	0	0	0	0	0	0
Kidnapping / Abduction	5	0	0	0	2	0	0	3	0	10
Larceny / Theft Offenses	122	3	39	13	43	49	510	305	44	1,128
Motor Vehicle Theft	6	0	1	0	0	1	19	26	0	53
Pornography/Obscene Material	0	0	0	0	1	0	1	0	1	3
Prostitution Offenses	0	0	0	0	0	0	0	0	0	0
Robbery	1	0	0	0	1	0	0	4	1	7
Sex Offenses (Forcible)	7	0	12	0	2	1	19	3	5	49
Sex Offenses (Nonforcible)	0	0	0	0	0	0	2	0	0	2
Stolen Property Offenses (Receiving, etc.)	4	0	1	0	3	0	15	10	2	35
Weapon Law Violations	1	0	0	0	4	0	6	0	0	11
<b>TOTAL GROUP-A OFFENSES</b>	<b>343</b>	<b>11</b>	<b>96</b>	<b>30</b>	<b>161</b>	<b>121</b>	<b>1,280</b>	<b>553</b>	<b>135</b>	<b>2,730</b>

\*The chart above shows Group-A offenses which were reported by college and university campuses with security/police departments.

**KENTUCKY “CRIME INDEX” = 6,184**

The crime index, or rate, is used nationally and is derived from the following formula:  
 Population divided by 100,000 = X  
 Number of offenses divided by X = Crime Index  
 Kentucky’s crime index for 2018 is based on the current estimated population of 4.46 million.

**A SERIOUS CRIME OCCURS IN  
 KENTUCKY APPROXIMATELY  
 EVERY 2 MINUTES**

**Below, Group-A offenses are shown for those cities with over 10,000 in population.**

\*\* The crime index number calculated above is based only on Group-A Offense data that was reported to the state.

CITIES	Animal Cruelty Offenses	Arson	Assault Offenses	Bribery	Burglary / Breaking and Entering	Counterfeiting/Forgery	Destruction/Damage/Vandalism of Property	Drug/Narcotic Offenses	Extortion/Blackmail	Fraud Offenses	Gambling Offenses	Homicide Offenses
Ashland	2	2	268	2	140	73	145	709	0	102	0	6
Bardstown	2	1	165	2	112	45	98	648	0	24	0	0
Berea	1	0	170	0	91	94	61	268	0	50	0	2
Bowling Green	9	3	1,297	7	558	454	950	1,921	6	403	3	13
Campbellsville	1	2	253	0	201	82	173	373	1	56	0	1
Covington	2	7	768	0	211	89	439	1,893	1	176	0	10
Danville	2	5	195	0	93	14	95	638	0	77	0	1
Elizabethtown	3	6	335	3	172	163	66	979	0	110	0	8
Erlanger	0	1	124	1	35	19	74	472	0	20	0	3
Florence	2	7	524	1	146	102	392	696	0	374	0	3
Fort Thomas	0	0	48	0	6	7	23	204	0	23	0	0
Frankfort	6	4	820	0	286	154	358	749	0	288	0	6
Georgetown	11	1	642	1	154	83	305	661	0	166	0	3
Glasgow	40	5	369	0	156	167	155	925	0	98	0	8
Henderson	0	3	626	2	180	113	339	786	0	93	0	6
Hopkinsville	11	13	668	12	293	98	321	877	0	212	0	14
Independence	0	1	205	3	38	14	62	318	0	57	0	1
Jeffersontown	0	0	71	0	82	25	114	79	0	60	0	2
Lawrenceburg	2	4	117	0	57	20	33	368	0	25	0	2
Lexington	2	50	4,608	10	1,603	969	3,487	5,099	23	1,521	0	26
Louisville	19	122	10,239	4	5,131	921	5,782	11,870	7	3,148	1	99
Lyndon	0	0	2	0	0	0	2	1	0	1	0	0
Madisonville	1	7	326	2	110	65	79	817	0	57	0	1
Mt. Washington	1	2	111	0	33	11	43	146	0	58	0	2
Murray	1	1	379	1	204	35	180	417	2	86	0	1
Newport	0	0	198	0	75	38	162	311	0	67	0	2
Nicholasville	3	7	372	1	228	76	212	702	1	137	0	2
Owensboro	0	11	1,475	3	556	371	866	2,396	0	177	0	8
Paducah	8	16	1,131	1	285	138	511	1,421	1	197	0	9
Radcliff	3	5	481	3	218	59	107	596	0	122	0	6
Richmond	6	4	732	0	330	117	293	1,487	1	189	3	4
Shelbyville	23	1	320	1	91	95	135	241	0	92	0	4
Shepherdsville	5	1	210	1	133	79	115	123	2	72	0	1
Shively	0	0	197	0	93	24	157	14	0	39	0	1
Somerset	3	3	240	1	147	56	86	690	1	120	0	3
St. Matthews	0	0	194	1	96	47	122	176	0	133	0	0
Winchester	0	0	386	0	209	74	159	403	0	99	0	0
<b>Total</b>	<b>169</b>	<b>295</b>	<b>29,266</b>	<b>63</b>	<b>12,553</b>	<b>4,991</b>	<b>16,701</b>	<b>40,474</b>	<b>46</b>	<b>8,729</b>	<b>7</b>	<b>258</b>

**CONTINUED**

**Group-A offenses are shown for those cities with over 10,000 in population.**

<b>CITIES</b>	<b>Human Trafficking Offenses</b>	<b>Kidnapping/Abduction</b>	<b>Larceny/Theft Offenses</b>	<b>Motor Vehicle Theft</b>	<b>Pornography/Obscene Material</b>	<b>Prostitution Offenses</b>	<b>Robbery</b>	<b>Sex Offenses, Forcible</b>	<b>Sex Offenses, Non-Forcible</b>	<b>Stolen Property Offenses (Receiving, etc.)</b>	<b>Weapon Law Violations</b>	<b>Total</b>
Ashland	0	5	730	52	11	3	6	35	1	37	22	2,351
Bardstown	0	2	270	27	56	0	11	17	3	13	21	1,517
Berea	0	3	295	61	75	0	7	44	0	39	19	1,280
Bowling Green	1	28	3,722	280	53	7	73	228	25	167	155	10,363
Campbellsville	0	7	540	60	42	0	31	46	6	28	28	1,931
Covington	1	19	905	142	33	56	68	73	3	96	100	5,092
Danville	0	6	238	41	8	0	9	28	2	26	37	1,515
Elizabethtown	0	7	338	91	27	0	24	46	5	96	56	2,535
Erlanger	11	1	195	28	7	0	8	10	0	12	7	1,028
Florence	0	9	1,445	127	825	43	22	70	5	96	27	4,916
Fort Thomas	0	0	69	3	12	0	1	6	1	5	4	412
Frankfort	0	19	1,060	130	78	2	32	81	8	61	76	4,218
Georgetown	1	20	1,013	104	86	0	27	48	3	61	45	3,435
Glasgow	0	14	457	45	5	1	10	43	9	42	70	2,619
Henderson	0	16	729	100	64	0	35	58	4	38	44	3,236
Hopkinsville	0	23	939	99	13	1	27	57	3	56	113	3,850
Independence	0	3	182	18	14	0	2	46	6	15	16	1,001
Jeffersontown	1	1	449	102	0	0	24	13	2	44	15	1,084
Lawrenceburg	0	1	188	40	0	0	1	300	1	12	13	1,184
Lexington	12	134	9,689	1,200	119	64	440	614	25	470	405	30,570
Louisville	6	181	20,658	4,051	65	85	1,353	415	11	1,393	1,611	67,172
Lyndon	0	0	9	0	0	0	0	0	0	0	0	15
Madisonville	0	15	255	50	331	0	10	27	1	44	60	2,258
Mt. Washington	0	6	129	23	3	0	2	23	0	11	23	627
Murray	0	16	697	48	25	0	3	44	16	48	29	2,233
Newport	0	6	519	50	4	0	24	28	1	52	15	1,552
Nicholasville	0	8	862	67	8	0	19	54	2	87	28	2,876
Owensboro	2	12	2,546	297	15	0	67	171	16	71	113	9,173
Paducah	1	18	1,652	143	41	7	36	128	13	75	132	5,964
Radcliff	1	13	698	68	4	0	26	69	4	36	60	2,579
Richmond	0	24	1,263	134	26	0	24	96	8	124	81	4,946
Shelbyville	0	9	448	44	11	0	7	20	2	26	24	1,594
Shepherdsville	1	6	380	99	10	0	10	35	2	78	12	1,375
Shively	0	3	402	117	2	0	22	10	1	101	15	1,198
Somerset	0	9	364	97	43	1	18	58	18	30	56	2,044
St. Matthews	0	0	767	82	0	0	18	10	0	18	13	1,677
Winchester	0	10	727	87	28	0	11	29	5	19	23	2,269
<b>Total</b>	<b>38</b>	<b>654</b>	<b>55,829</b>	<b>8,207</b>	<b>2,144</b>	<b>270</b>	<b>2,508</b>	<b>3,080</b>	<b>212</b>	<b>3,627</b>	<b>3,568</b>	<b>193,689</b>

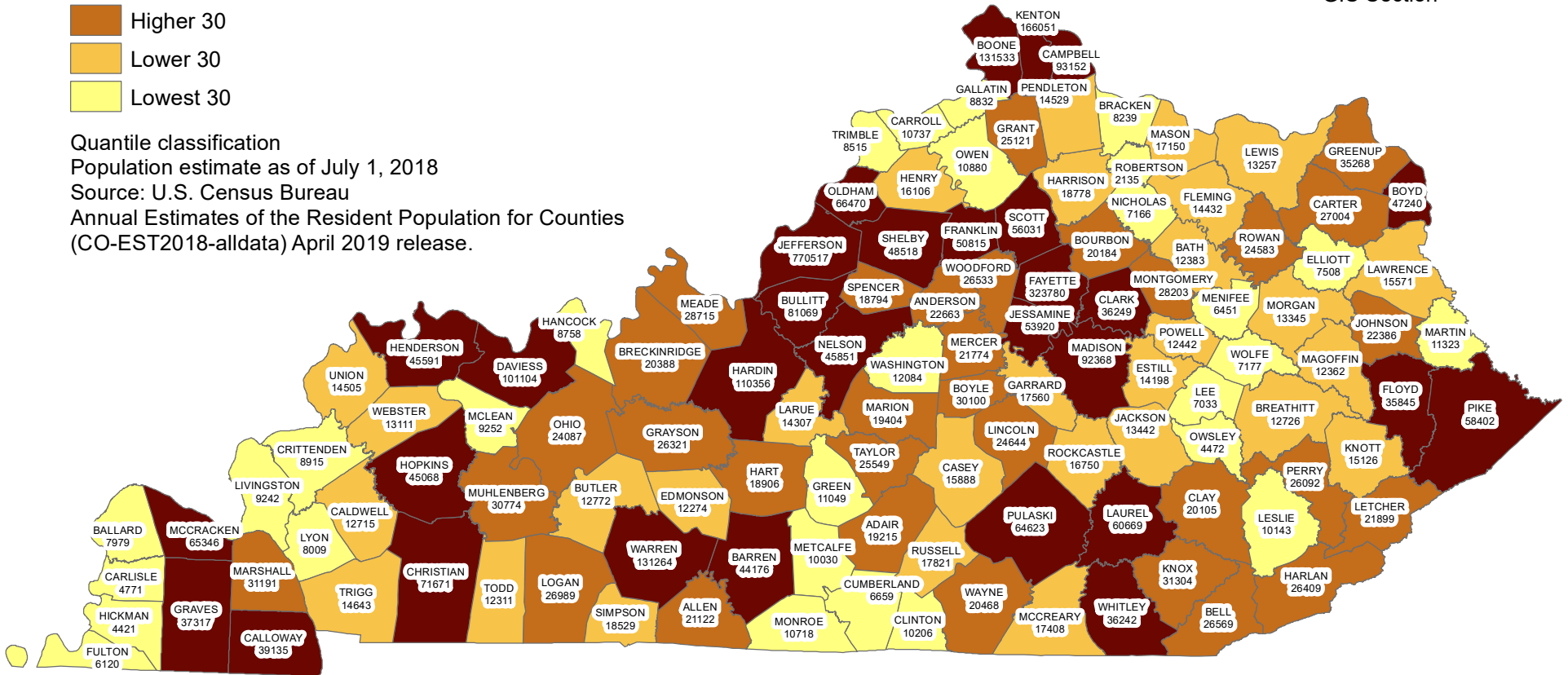


# Total county population ranking

Kentucky State Police  
Criminal Identification and Records Branch  
GIS Section

- Highest 30
- Higher 30
- Lower 30
- Lowest 30

Quantile classification  
Population estimate as of July 1, 2018  
Source: U.S. Census Bureau  
Annual Estimates of the Resident Population for Counties  
(CO-EST2018-alldata) April 2019 release.



Year 2018

Total Population by County

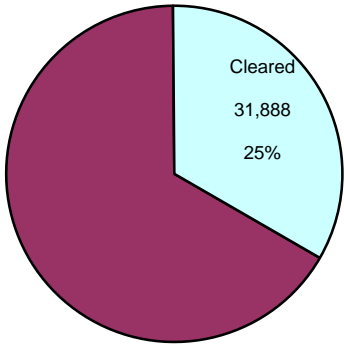
# CLEARANCE RATES

Clearance rates are the percentages of cases cleared (through arrest or exceptional means) when compared with the total number of offenses reported to or known by the police. As shown in the chart, clearance rates for property crimes are traditionally low. With the exception of robbery, clearance rates for violent crimes are high. High clearance rates for murder, rape, and assault are attributable to the fact that the perpetrator is known, recognizable, or in some way usually associated with the victim. Low clearance rates for property crimes can be attributed to the difficulty of the victim identifying the perpetrator.

The pie charts below depict the relative clearance rates of property versus violent Group A crimes.

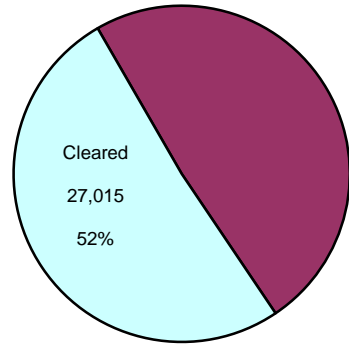
## Property Crimes Outnumbered Violent Crimes approximately 2.4 to 1

**PROPERTY CRIMES**  
 Arson, Burglary, Destruction of Property, Larceny, Motor Vehicle Theft, Stolen Property  
**TOTAL OFFENSES**  
**126,824**



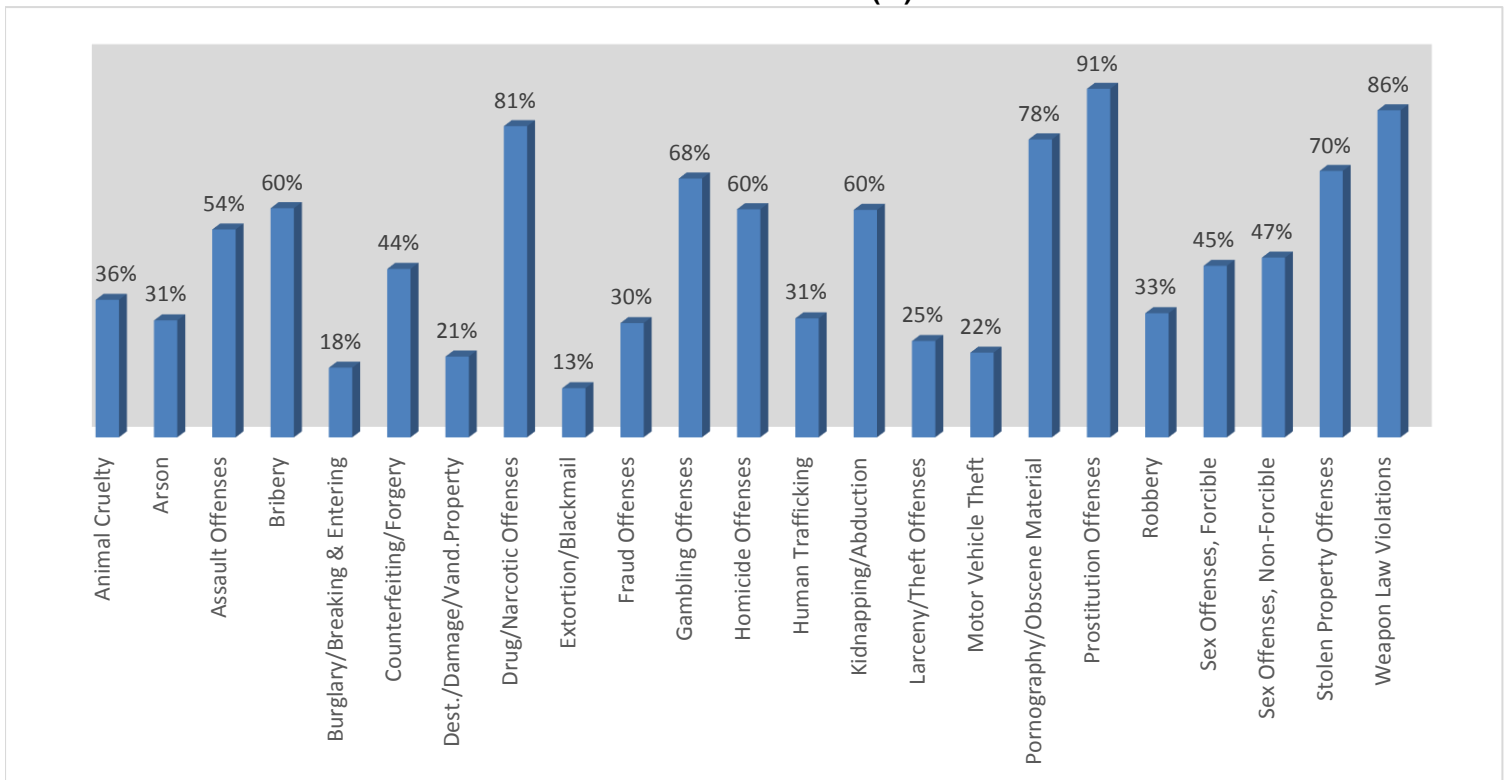
VS.

**VIOLENT CRIMES**  
 Assault, Homicide, Kidnapping/Abduction, Robbery, Sex Offenses (Forcible)  
**TOTAL OFFENSES**  
**51,708**



The graph below depicts relative clearance rates for each of the Group-A crimes.

### CLEARANCE RATES (%)



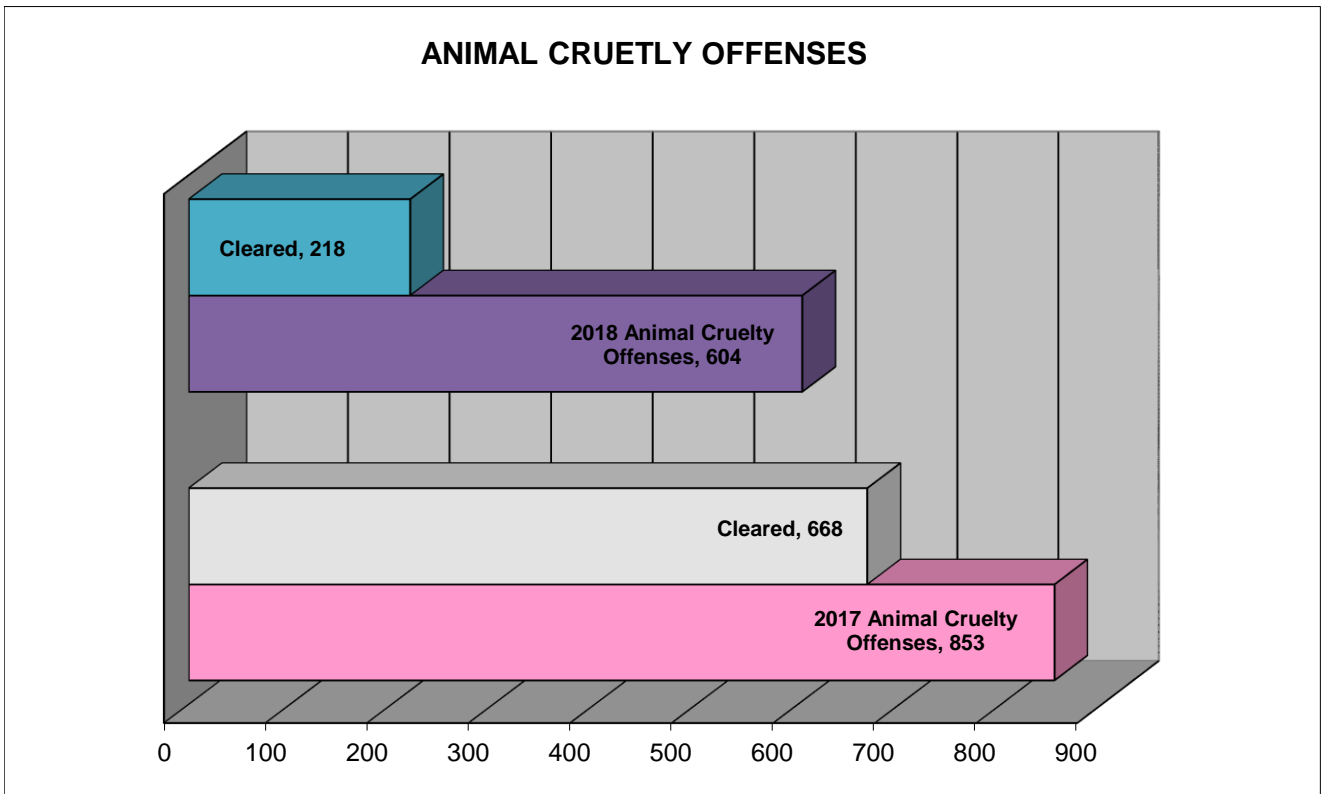
# ANIMAL CRUELTY

## DEFINITION

Intentionally, knowingly, or recklessly taking an action that mistreats or kills any animal without just cause, such as torturing, tormenting, mutilation, maiming, poisoning, or abandonment. Included are instances of duty to provide care, e.g., shelter, food, water, care if sick or injured; transporting or confining an animal in a manner likely to cause injury or death; causing an animal to fight with another; inflicting excessive or repeated unnecessary pain or suffering, e.g., uses objects to beat or injure an animal.

NUMBER OF ANIMAL CRUELTY OFFENSES	CLEARED	CLEARANCE RATE
604	218	36%

**ANIMAL CRUELTY WAS COMMITTED APPROXIMATELY EVERY 14 HOURS**



\*Definitions acquired from [www.fbi.gov](http://www.fbi.gov)



## ARSON

### DEFINITION

Arson includes any willful or malicious burning or attempt to burn (with or without intent to defraud) a residence, public building, motor vehicle or aircraft, personal property of another, etc. Only fires determined to have been willfully or maliciously set are classified as arson.

NUMBER OF ARSONS	CLEARED	CLEARANCE RATE
<b>459</b>	<b>141</b>	<b>31%</b>

The chart below shows the number of arsons by property classification, and the estimated value of property damage or destruction.

**ARSON WAS COMMITTED APPROXIMATELY EVERY 19 HOURS**

PROPERTY CLASSIFICATION	NUMBER OF PROPERTIES DAMAGED	ESTIMATED VALUE OF PROPERTY DAMAGED
Single Occupancy Residential (Houses, Townhouses, Duplexes, etc.)	130	\$ 3,668,308.01
Other Residential (Apartments, Flats, Hotels, Motels, Dorms, etc.)	80	\$ 2,641,993.23
Storage (Barns, Garages, Warehouses, etc.)	30	\$ 179,498.00
Industrial/Manufacturing	3	\$ 52,000.00
Other Commercial (Stores, Restaurants, Offices, etc.)	24	\$ 848,205.00
Community/Public (Churches, Jails, Schools, Colleges, Hospitals, etc.)	15	\$ 10,163,312.00
All Other Structures (Outbuildings, Monuments, Buildings under Construction, etc.)	21	\$ 73,652.02
<b>TOTAL STRUCTURE</b>	<b>303</b>	<b>\$ 17,626,968.26</b>
Motor Vehicles (Autos, Trucks, Buses, Motorcycles, etc.)	98	\$ 427,642.46
Other Mobile Property (Trailers, Recreational Vehicles, Airplanes, Boats, etc.)	2	\$ 61,000.00
<b>TOTAL MOBILE</b>	<b>100</b>	<b>\$ 1,125,541.90</b>
<b>TOTAL OTHER</b>	<b>79</b>	<b>\$ 1,481,600.87</b>
<b>GRAND TOTAL</b>	<b>482</b>	<b>\$ 20,234,111.03</b>

\*Definitions acquired from the U.S. Department of Justice publication: August 2000 National Incident Based Reporting System-Volume 1



## ASSAULT

### DEFINITION

An unlawful attack by one person upon another.

NUMBER OF ASSAULTS	CLEARED	CLEARANCE RATE
41,175	22,421	54%

**ASSAULT WAS COMMITTED APPROXIMATELY EVERY 12 MINUTES**

BREAKDOWN	# OF OFFENSES	CLEARED	CLEARANCE RATE
AGGRAVATED ASSAULT	5,903	3,424	58%
SIMPLE ASSAULT	20,397	11,089	54%
INTIMIDATION	14,875	7,908	53%

Aggravated Assault is an unlawful attack by one person upon another wherein the offender uses a weapon or displays it in a threatening manner, or the victim suffers obvious severe or aggravated bodily injury involving apparent broken bones, loss of teeth, possible internal injury, severe laceration, or loss of consciousness.

WEAPONS USED IN AGGRAVATED ASSAULT		
WEAPON TYPE	NUMBER	% OF TOTAL
FIREARMS	1,752	26%
KNIVES	689	10%
PERSONAL WEAPONS	2,158	32%
OTHER WEAPONS	2,081	31%
<b>TOTAL</b>	<b>6,680</b>	<b>100%</b>

\*Definitions acquired from the U.S. Department of Justice publication: August 2000 National Incident Based Reporting System-Volume 1





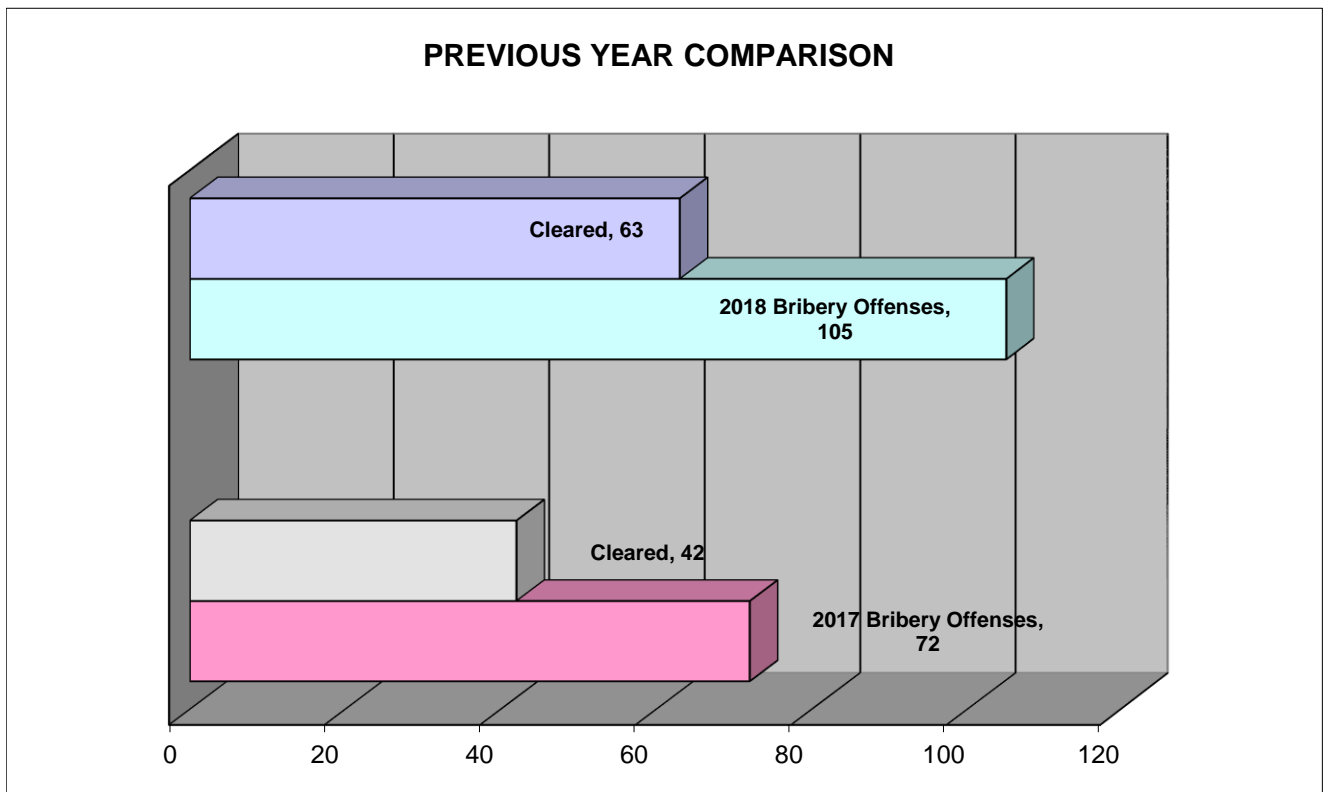
# BRIBERY

## DEFINITION

The offering, giving, receiving, or soliciting of anything of value (i.e., a bribe, gratuity, or kickback) to sway the judgment or action of a person in a position of trust or influence.

NUMBER OF BRIBERY OFFENSES	CLEARED	CLEARANCE RATE
105	63	60%

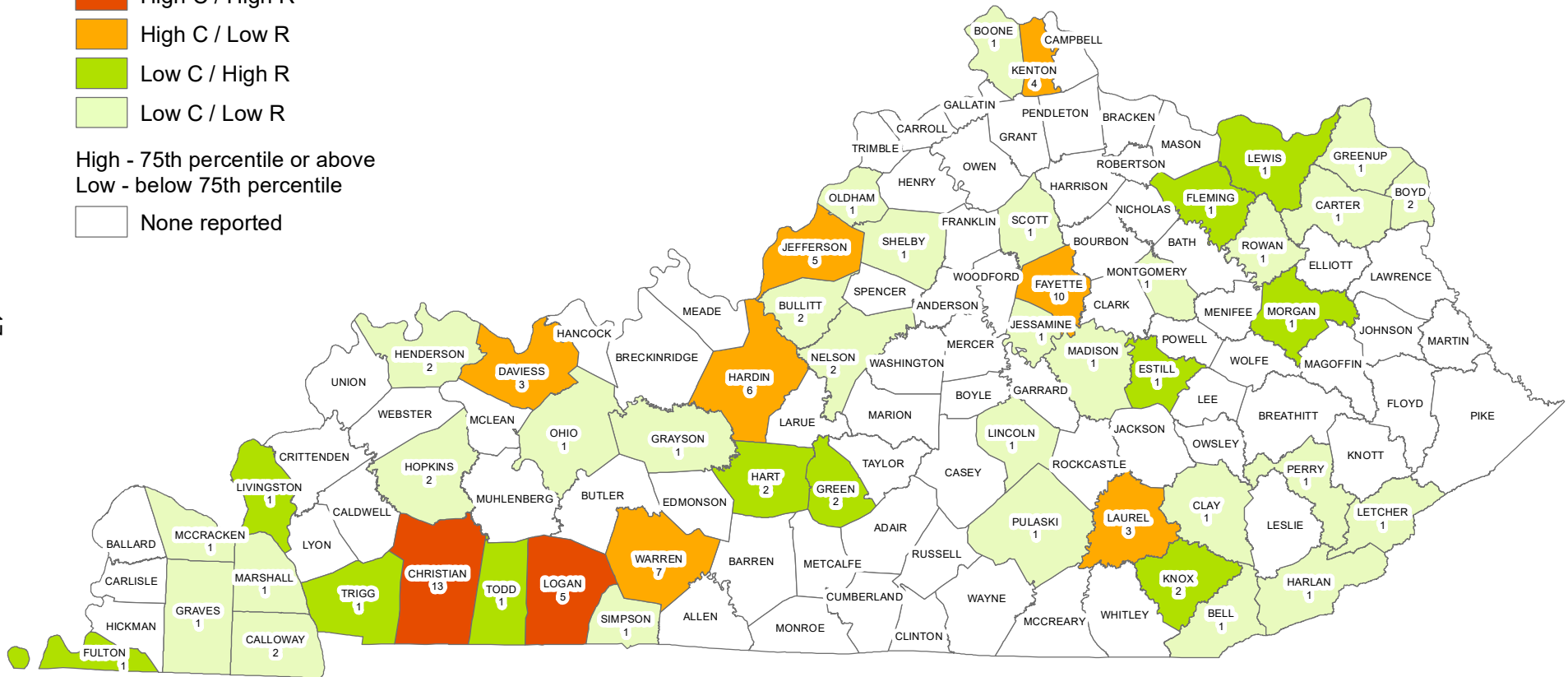
**BRIBERY WAS COMMITTED APPROXIMATELY EVERY 3.5 DAYS**



\*Definitions acquired from the U.S. Department of Justice publication: August 2000 National Incident Based Reporting System-Volume 1

C - total number of offenses in a county (Count)  
R - total number of offenses divided by total county population (Rate per capita)

- High C / High R
  - High C / Low R
  - Low C / High R
  - Low C / Low R
- High - 75th percentile or above  
Low - below 75th percentile
- None reported



17

# Year 2018

## Bribery Offenses by County

## BURGLARY / BREAKING AND ENTERING

### DEFINITION

The unlawful entry into a building or other structure with the intent to commit a felony or a theft.

NUMBER OF BURGLARY/BREAKING AND ENTERING OFFENSES	CLEARED	CLEARANCE RATE
18,196	3,329	18%

**BURGLARY / BREAKING AND ENTERING WAS  
COMMITTED APPROXIMATELY EVERY 29 MINUTES**

### THE COST OF BURGLARY

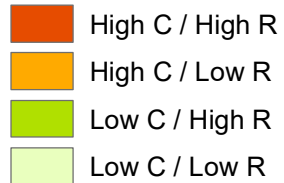
Burglary is a crime of opportunity and is most likely to occur when a home or business is not occupied. The burglaries have been separated into residential and non-residential categories. The totals listed below include both day and night occurrences, and the value of property losses reported.

CLASSIFICATION	NUMBER OF LOCATIONS	PERCENT OF DISTRIBUTION	TOTAL VALUE	AVERAGE VALUE
<b>- RESIDENTIAL -</b>				
NIGHT	4,248	27%	\$ 7,866,165	\$ 1,852
DAY	6,627	42%	\$ 13,511,421	\$ 2,039
UNKNOWN	133	1%	\$ 252,114	\$ 1,896
<b>SUBTOTAL</b>	<b>11,008</b>	<b>70%</b>	<b>\$ 21,629,700</b>	<b>\$ 1,965</b>
<b>- NON-RESIDENTIAL -</b>				
NIGHT	2,389	15%	\$ 5,795,093	\$ 2,426
DAY	2,261	14%	\$ 5,873,123	\$ 2,598
UNKNOWN	82	1%	\$ 180,383	\$ 2,200
<b>SUBTOTAL</b>	<b>4,732</b>	<b>30%</b>	<b>\$ 11,848,599</b>	<b>\$ 2,504</b>
<b>TOTAL</b>	<b>15,740</b>	<b>100%</b>	<b>\$ 33,478,299</b>	<b>\$ 4,469</b>

\*Definitions acquired from the U.S. Department of Justice publication: August 2000 National Incident Based Reporting System-Volume 1

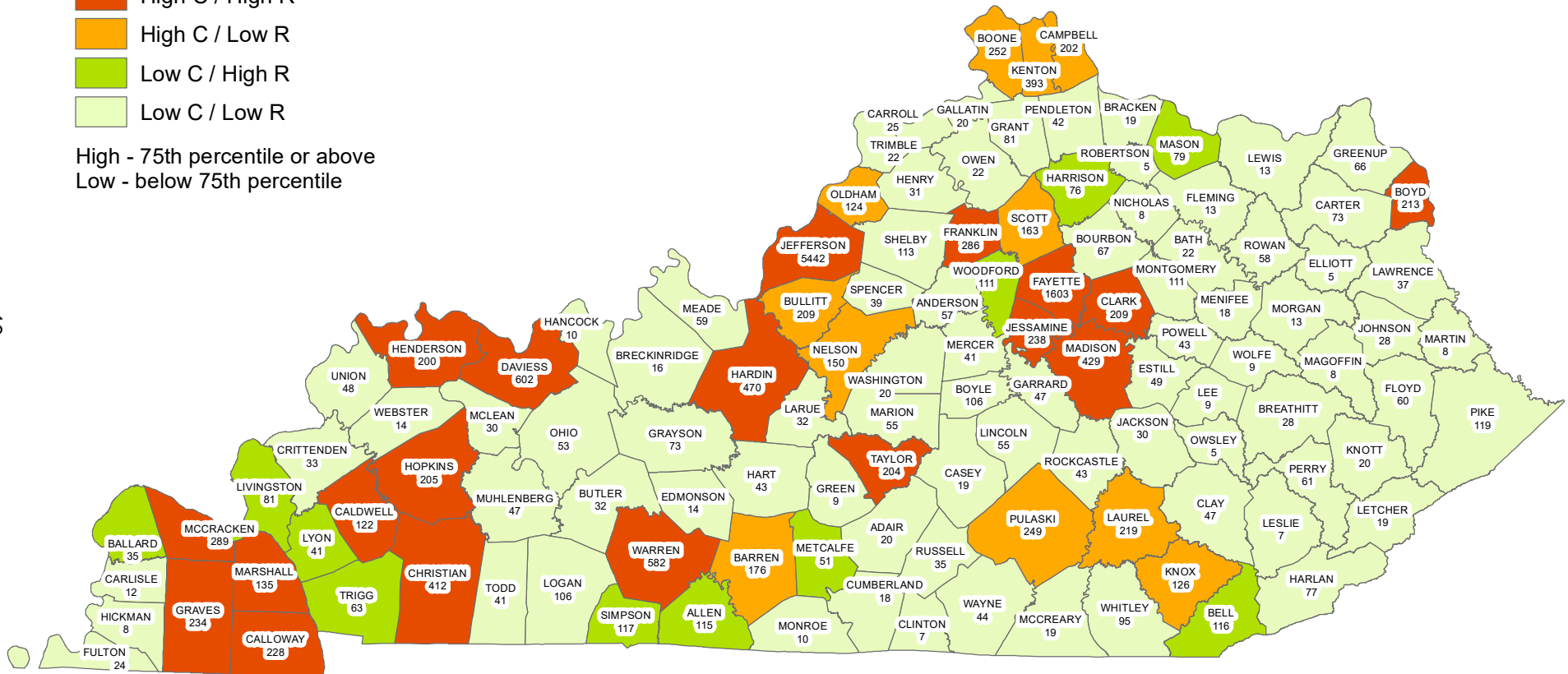
Kentucky State Police  
Criminal Identification and Records Branch  
GIS Section

C - total number of offenses in a county (Count)  
R - total number of offenses divided by total county population (Rate per capita)



High - 75th percentile or above  
Low - below 75th percentile

19



# Year 2018

## Burglary / Breaking and Entering Offenses by County

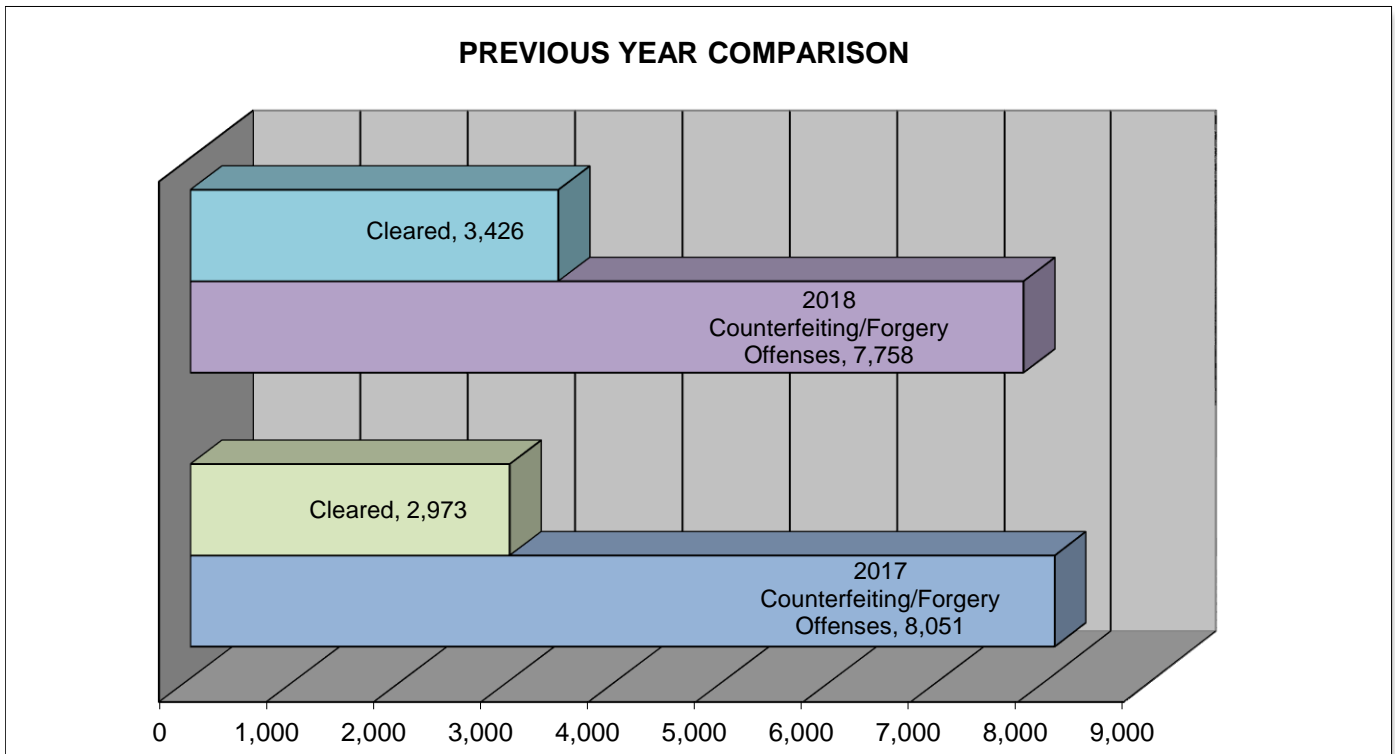
## COUNTERFEITING / FORGERY

### DEFINITION

The altering, copying, or imitation of something, without authority or right, with the intent to deceive or defraud by passing the copy or thing altered or imitated as that which is original or genuine or the selling, buying, or possession of an altered, copied, or imitated thing with the intent to deceive or defraud.

NUMBER OF COUNTERFEITING/FORGERY OFFENSES	CLEARED	CLEARANCE RATE
7,758	3,426	44%

**COUNTERFEITING/FORGERY OFFENSES WERE  
COMMITTED APPROXIMATELY EVERY 67 MINUTES**



\*Definitions acquired from the U.S. Department of Justice publication: August 2000 National Incident Based Reporting System-Volume 1



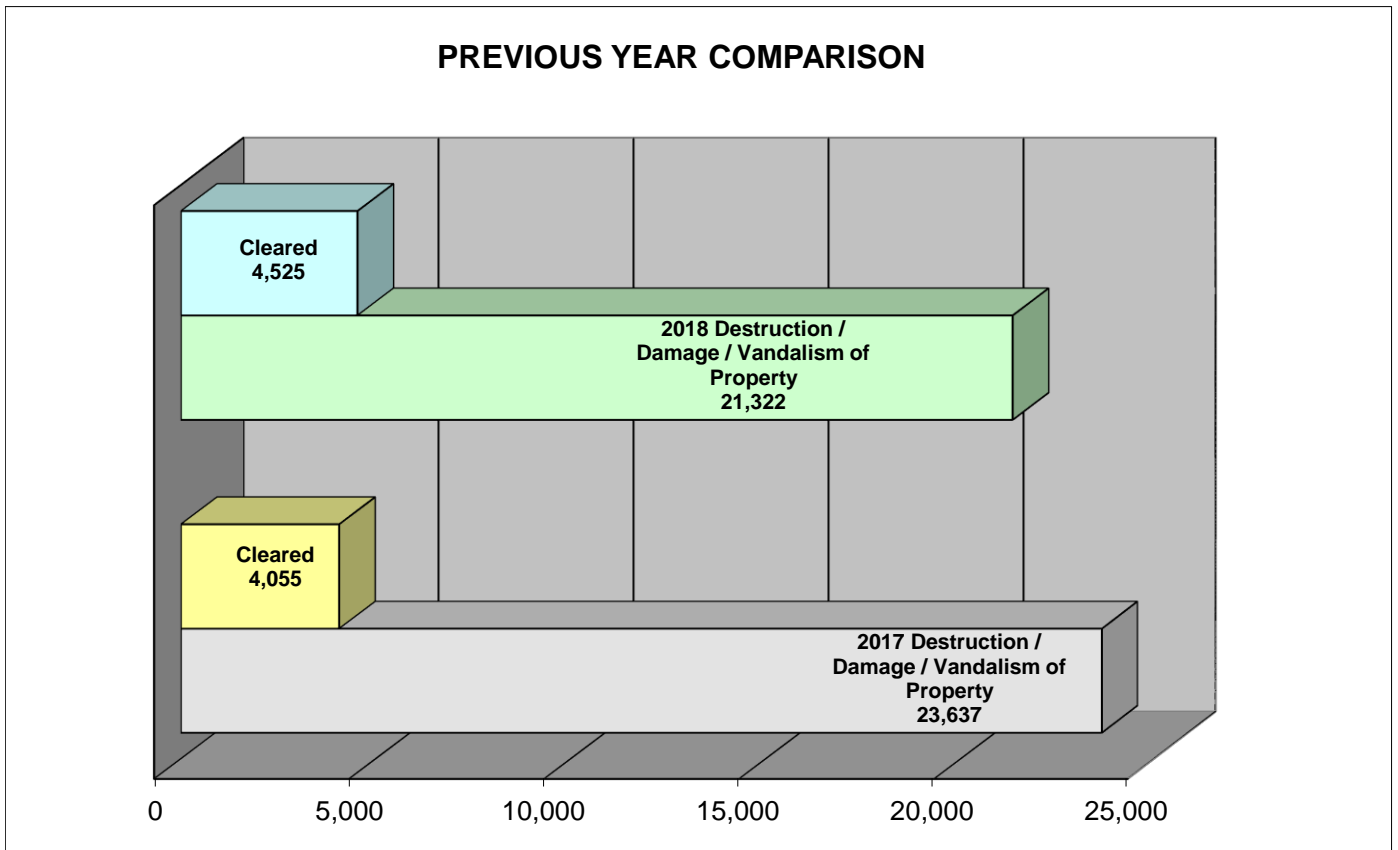
## DESTRUCTION / DAMAGE / VANDALISM OF PROPERTY

### DEFINITION

To willfully or maliciously destroy, damage, deface, or otherwise injure real or personal property without the consent of the owner or the person having custody or control of it.

NUMBER OF DESTRUCTION / DAMAGE / VANDALISM OF PROPERTY OFFENSES	CLEARED	CLEARANCE RATE
21,322	4,525	21%

**DESTRUCTION / DAMAGE / VANDALISM OF PROPERTY OFFENSES  
WERE COMMITTED APPROXIMATELY EVERY 24 MINUTES**

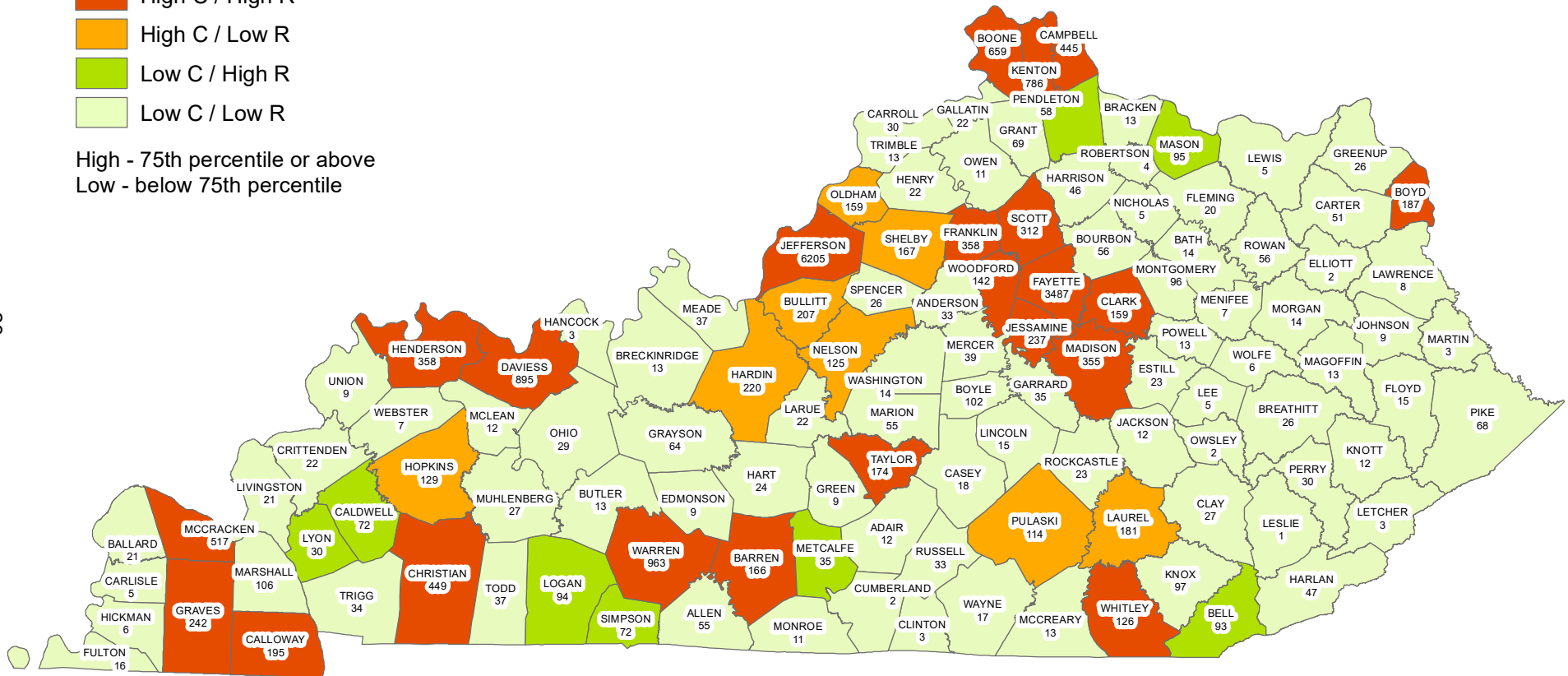


\*Definitions acquired from the U.S. Department of Justice publication: August 2000 National Incident Based Reporting System-Volume 1

C - total number of offenses in a county (Count)  
R - total number of offenses divided by total county population (Rate per capita)

- High C / High R
- High C / Low R
- Low C / High R
- Low C / Low R

High - 75th percentile or above  
Low - below 75th percentile



Year 2018

**Destruction / Damage / Vandalism of Property Offenses by County**



## DRUG / NARCOTIC OFFENSES

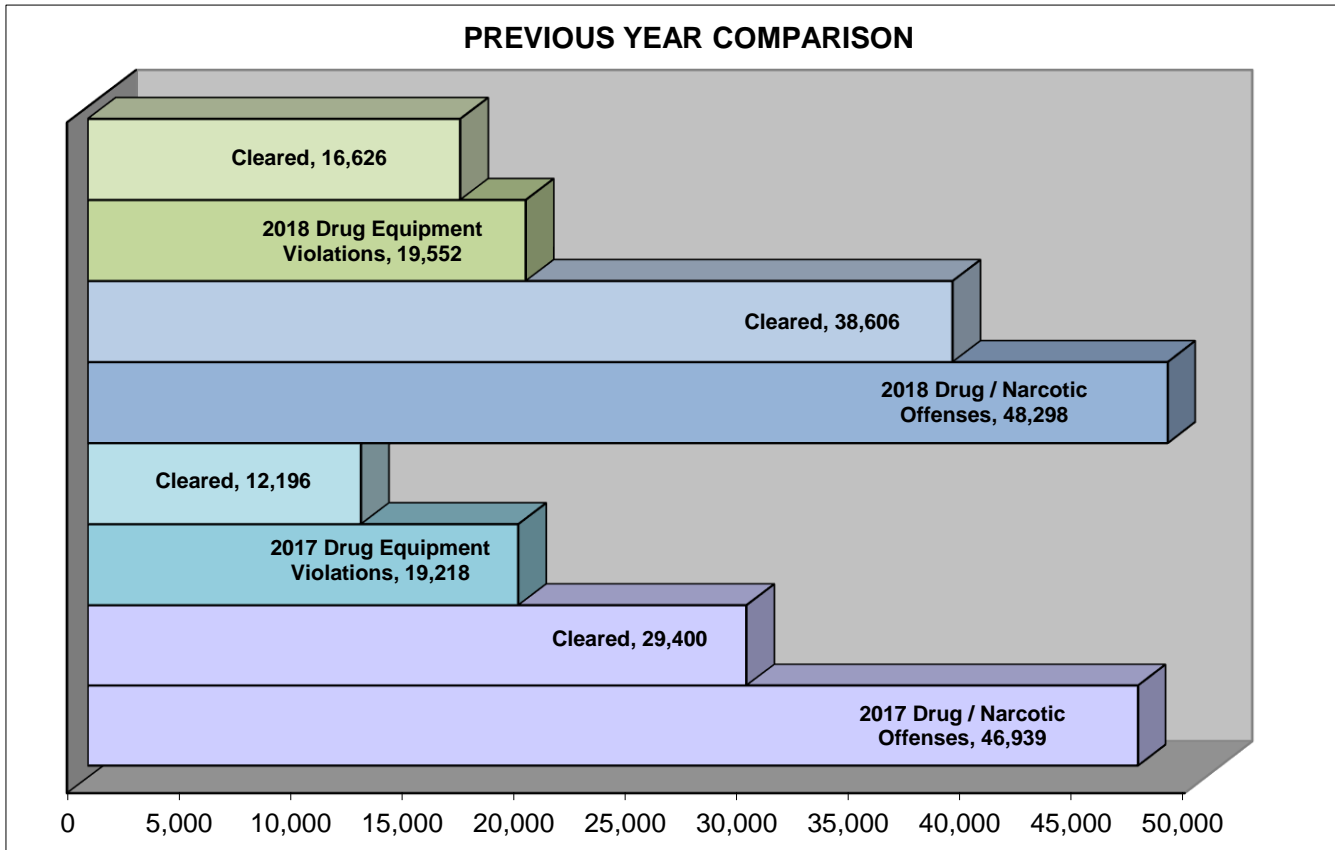
### DEFINITION

The violation of laws prohibiting the production, distribution, and/or use of certain controlled substances and the equipment or devices utilized in their preparation and/or use.

NUMBER OF DRUG/NARCOTIC VIOLATIONS	CLEARED	CLEARANCE RATE
48,298	38,606	80%

**DRUG/NARCOTIC OFFENSES WERE  
COMMITTED APPROXIMATELY EVERY 7 MINUTES**

NUMBER OF DRUG EQUIPMENT VIOLATIONS	CLEARED	CLEARANCE RATE
19,552	16,626	85%



\*Definitions acquired from the U.S. Department of Justice publication: August 2000 National Incident Based Reporting System-Volume 1



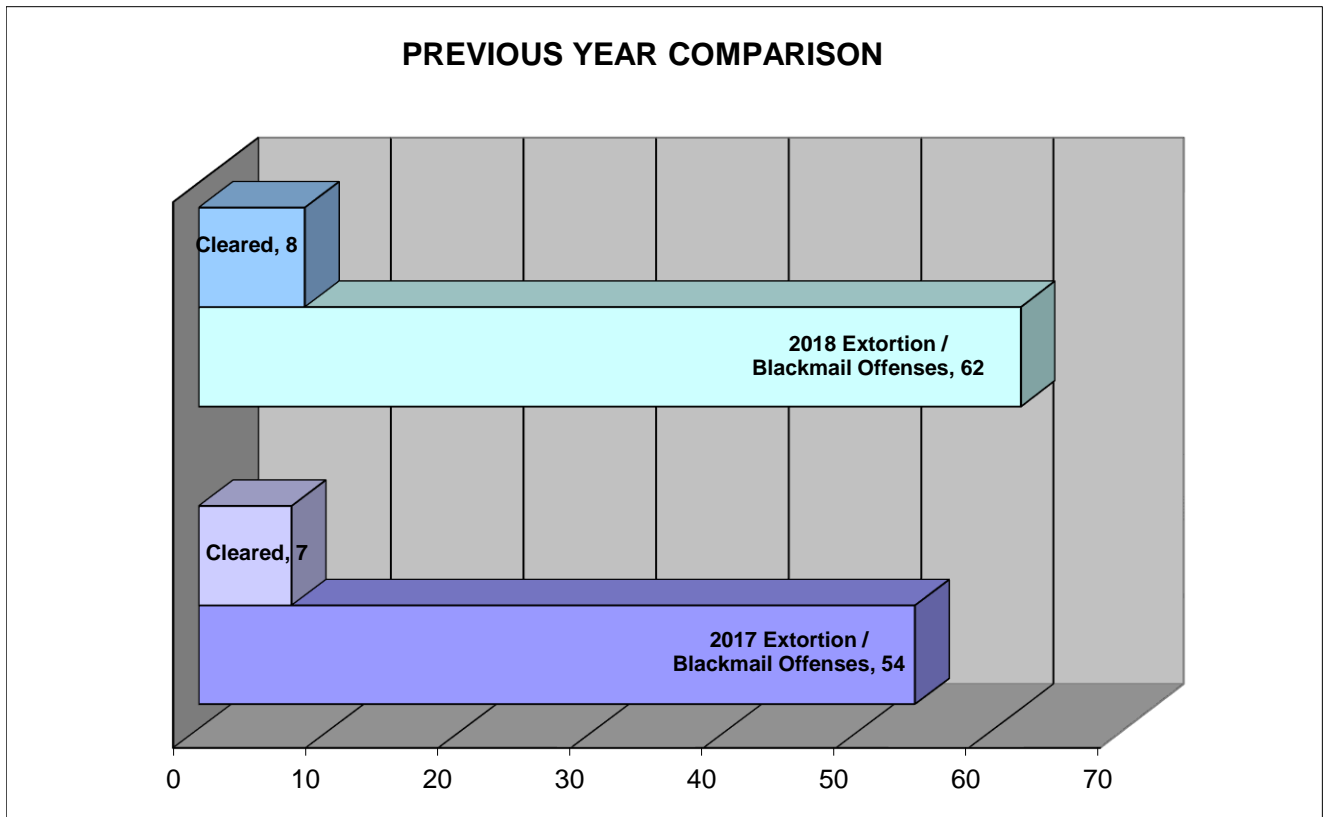
# EXTORTION / BLACKMAIL

## DEFINITION

To unlawfully obtain money, property, or any other thing of value, either tangible or intangible, through the use or threat of force, misuse of authority, threat of criminal prosecution, threat of destruction of reputation or social standing, or through other coercive means.

NUMBER OF EXTORTION / BLACKMAIL OFFENSES	CLEARED	CLEARANCE RATE
62	8	13%

**EXTORTION / BLACKMAIL OFFENSES  
WERE COMMITTED APPROXIMATELY EVERY 6 DAYS**



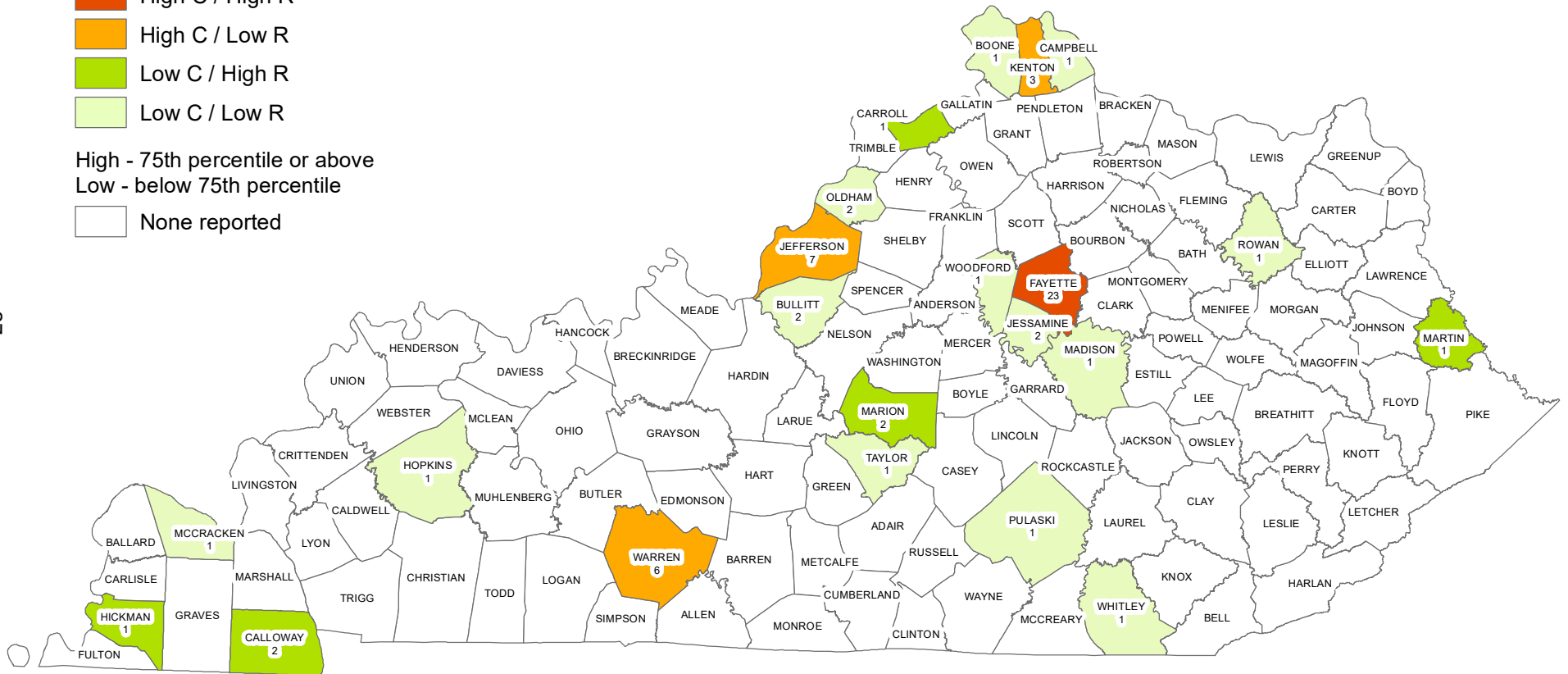
\*Definitions acquired from the U.S. Department of Justice publication: August 2000 National Incident Based Reporting System-Volume 1

C - total number of offenses in a county (Count)  
R - total number of offenses divided by total county population (Rate per capita)

- High C / High R
- High C / Low R
- Low C / High R
- Low C / Low R

High - 75th percentile or above  
Low - below 75th percentile

None reported



# Year 2018

## Extortion / Blackmail Offenses by County

# FRAUD OFFENSES

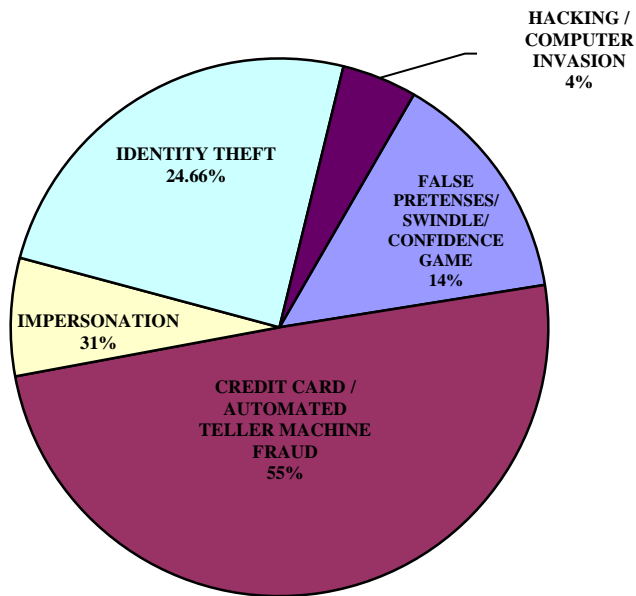
## DEFINITION

The intentional perversion of the truth for the purpose of inducing another person or other entity in reliance upon it to part with something of value or to surrender a legal right.

NUMBER OF FRAUD OFFENSES	CLEARED	CLEARANCE RATE
11,816	3,547	30%

**FRAUD WAS COMMITTED APPROXIMATELY EVERY 44 MINUTES**

BREAKDOWN	# OF OFFENSES	# CLEARED	CLEARANCE RATE
FALSE PRETENSES / SWINDLE/CONFIDENCE GAME	1,671	992	59%
CREDIT CARD/AUTOMATED TELLER MACHINE FRAUD	5,861	1,005	17%
IMPERSONATION	838	351	42%
IDENTITY THEFT	2,914	1,076	0%
HACKING / COMPUTER INVASION	532	123	0%



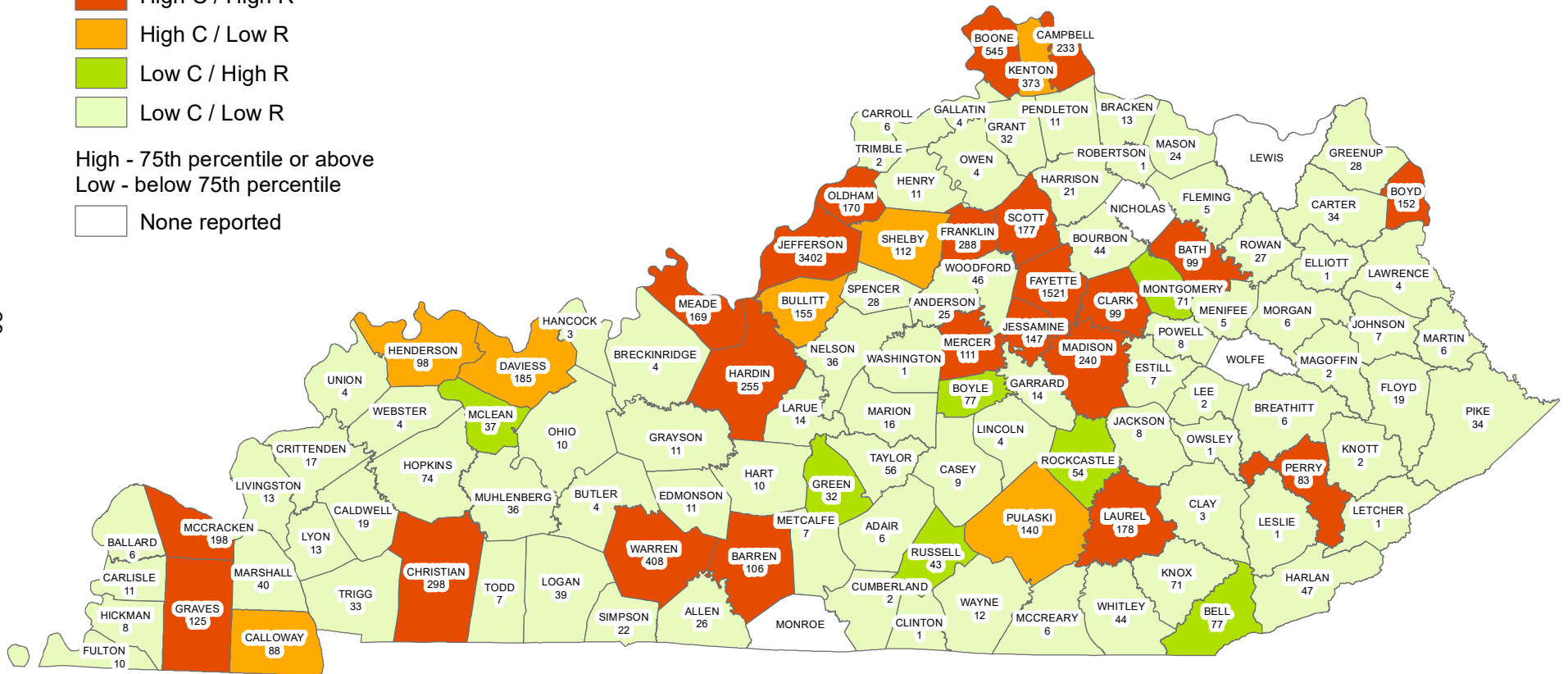
\*Definitions acquired from the U.S. Department of Justice publication: August 2000 National Incident Based Reporting System-Volume 1

C - total number of offenses in a county (Count)  
R - total number of offenses divided by total county population (Rate per capita)

- High C / High R
- High C / Low R
- Low C / High R
- Low C / Low R

High - 75th percentile or above  
Low - below 75th percentile

None reported



# Year 2018

## Fraud Offenses by County

## GAMBLING OFFENSES

### DEFINITION

To unlawfully bet or wager money or something else of value; assist, promote, or operate a game of chance for money or some other stake; possess or transmit wagering information; manufacture, sell, purchase, possess, or transport gambling equipment, devices, or goods; or tamper with the outcome of a sporting event or contest to gain a gambling advantage.

NUMBER OF GAMBLING OFFENSES	CLEARED	CLEARANCE RATE
<b>31</b>	<b>21</b>	<b>68%</b>

**GAMBLING OFFENSES WERE COMMITTED APPROXIMATELY EVERY 12 DAYS**

BREAKDOWN	# OF OFFENSES	# CLEARED	CLEARANCE RATE
BETTING / WAGERING	0	0	0%
OPERATING / PROMOTING / ASSISTING GAMBLING	13	4	31%
GAMBLING EQUIPMENT VIOLATIONS	18	17	94%
SPORTS TAMPERING	0	0	0%



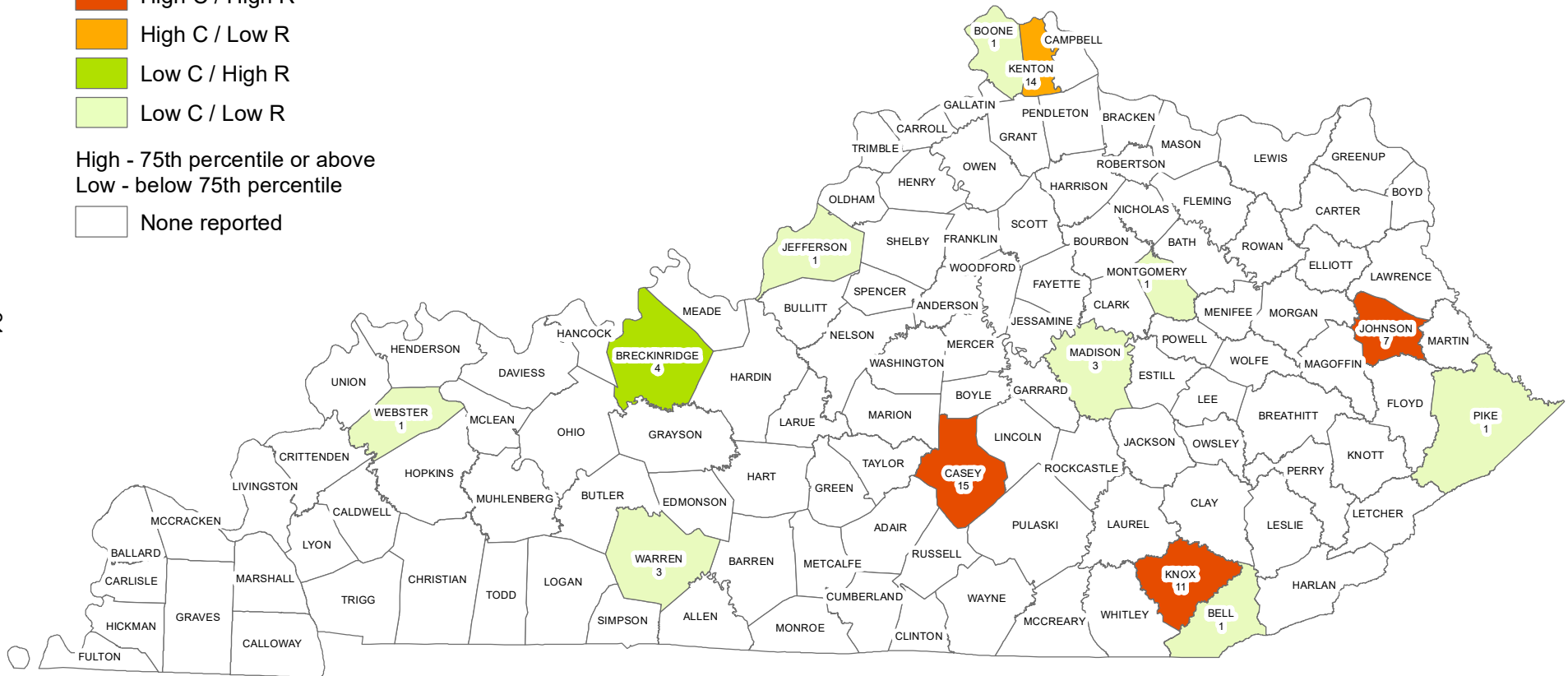
\*Definitions acquired from the U.S. Department of Justice publication: August 2000 National Incident Based Reporting System-Volume 1

C - total number of offenses in a county (Count)  
R - total number of offenses divided by total county population (Rate per capita)

- High C / High R
- High C / Low R
- Low C / High R
- Low C / Low R

High - 75th percentile or above  
Low - below 75th percentile

None reported



# Year 2018

## Gambling Offenses by County



# HOMICIDE OFFENSES

## DEFINITION

The killing of one human being by another.

NUMBER OF HOMICIDE OFFENSES	CLEARED	CLEARANCE RATE
447	267	60%

**HOMICIDE OFFENSES WERE COMMITTED APPROXIMATELY EVERY 20 HOURS**

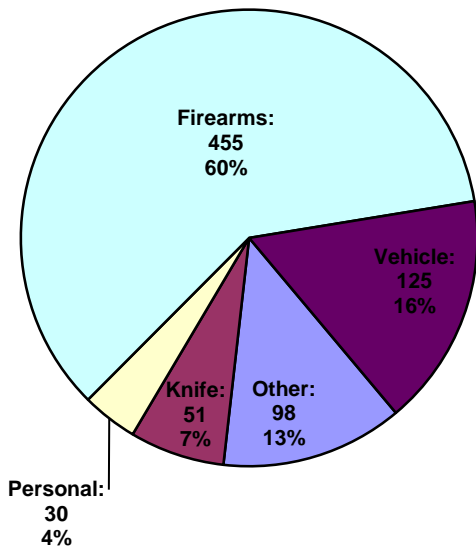
BREAKDOWN	# OF OFFENSES	# CLEARED	CLEARANCE RATE
MURDER AND NONNEGLIGENT MANSLAUGHTER	395	239	61%
NEGLIGENT MANSLAUGHTER	41	27	66%
JUSTIFIABLE HOMICIDE	11	1	9%

\*Kentucky considers some DUI related deaths as a Homicide, however, Federal guidelines do not consider them as such and numbers for these offenses are not included in the FBI's data under Homicide.

Homicide offenses are the most serious of all Group-A crimes and has one of the highest clearance rates at **60%**. Though some homicides are difficult to solve, the intensity of investigations by police, together with solvability factors, account for the high clearance rate.

CIRCUMSTANCES	
Argument	72
Assault on Law Enforcement Officers	31
Drug Dealing	15
Gangland	4
Juvenile Gang	1
Lovers' Quarrel / Domestic Violence	31
Mercy Killing	0
Other Felony Involved	25
Other Circumstances	95
Unknown Circumstances	148
Other Negligent Weapon Handling	1
Other Negligent Killings	35

**Weapons Used**



The charts to the left and above depict murder weapons and circumstances as reported by police officers. The unknown category reflects instances where the weapons/circumstances were not known at the time the report was submitted, or were not specified on the report. Some offenses may have had multiple circumstances.

In 2018, a firearm was used in 60% of homicide offenses.

\*Definitions acquired from the U.S. Department of Justice publication: August 2000 National Incident Based Reporting System-Volume 1

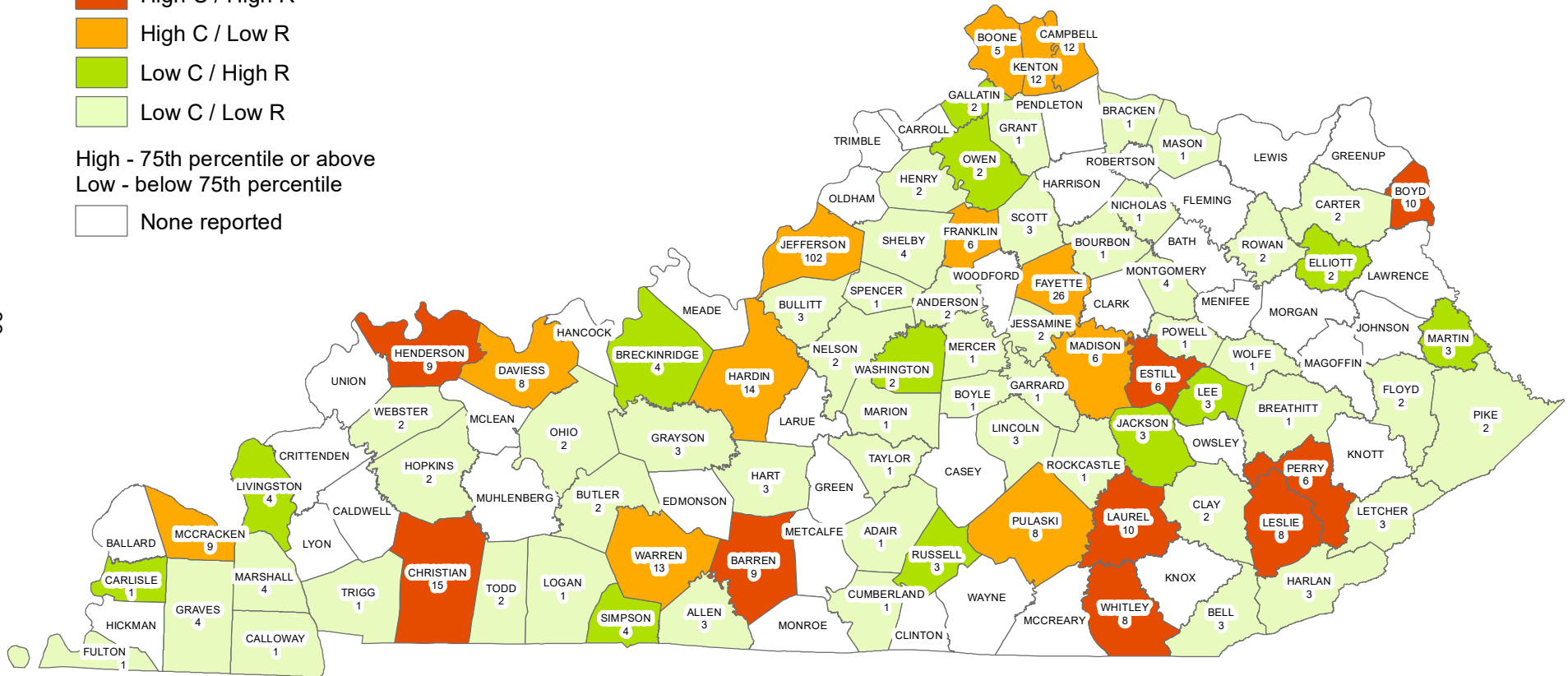
C - total number of offenses in a county (Count)  
R - total number of offenses divided by total county population (Rate per capita)

- High C / High R
- High C / Low R
- Low C / High R
- Low C / Low R

High - 75th percentile or above  
Low - below 75th percentile

None reported

33



## Year 2018 Homicide Offenses by County

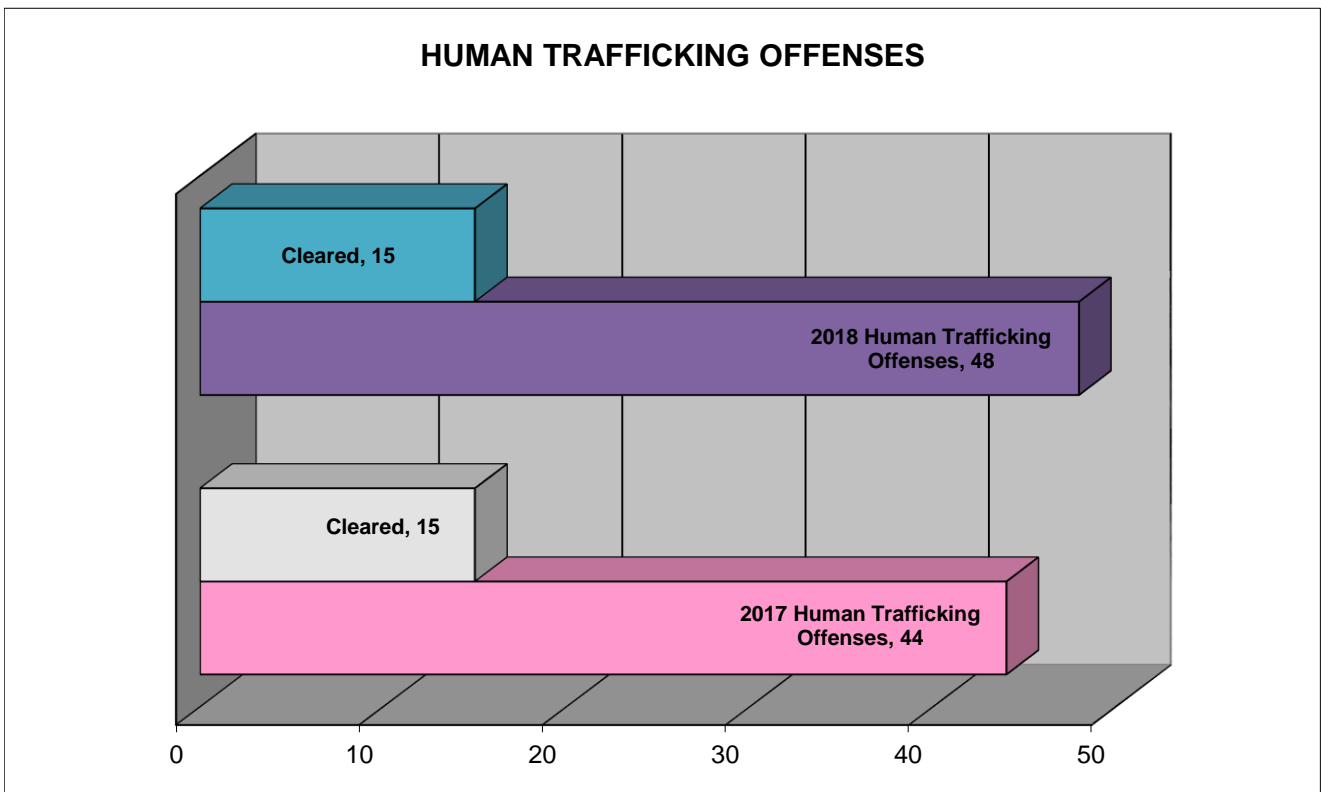
# HUMAN TRAFFICKING

## DEFINITION

The inducement of a person to perform a commercial sex act, or labor, or services, through force, fraud, or coercion. Human trafficking has also occurred if a person under 18 years of age has been induced, or enticed, regardless of force, fraud, or coercion, to perform a commercial sex act.

NUMBER OF HUMAN TRAFFICKING OFFENSES	CLEARED	CLEARANCE RATE
48	15	31%

**HUMAN TRAFFICKING OFFENSES WERE COMMITTED  
APPROXIMATELY EVERY 7.5 DAYS**



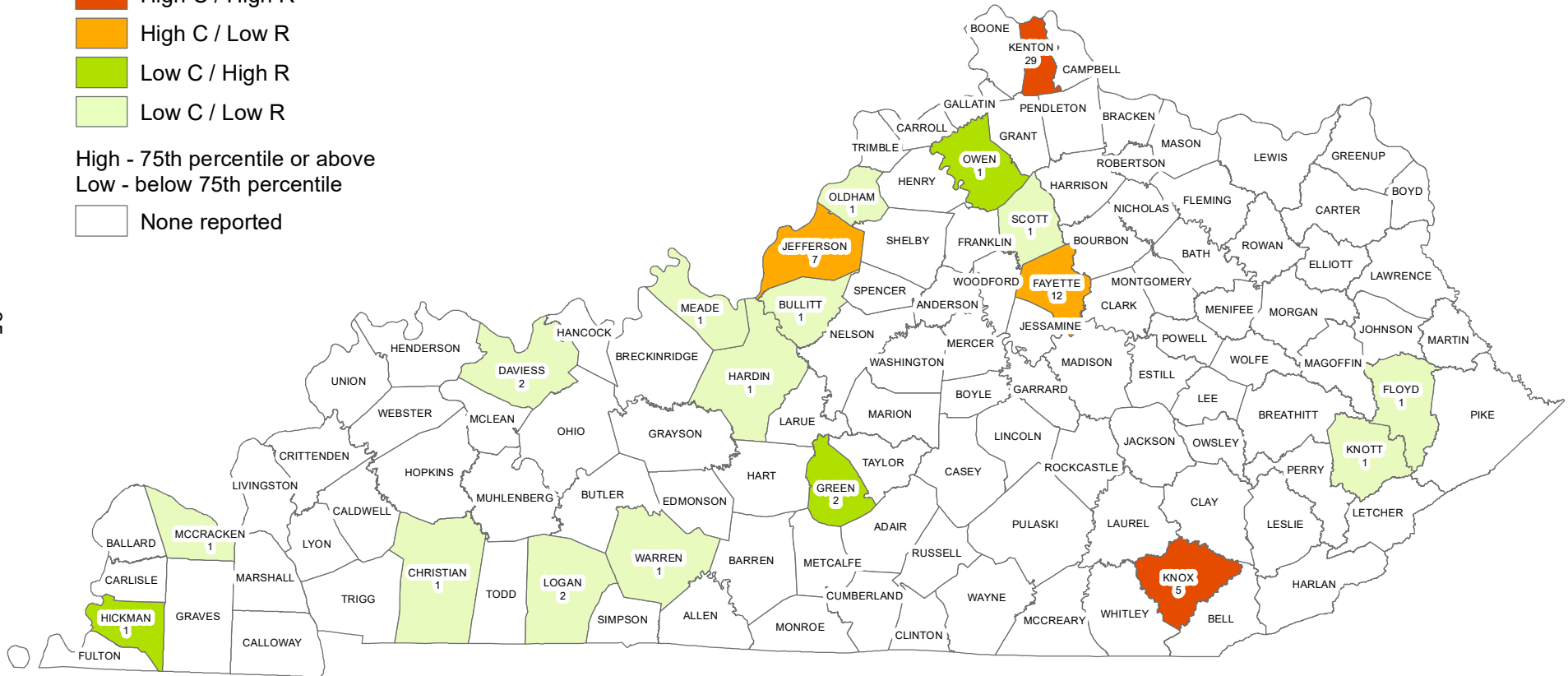
\*Definitions acquired from the U.S. Department of Justice publication: August 2000 National Incident Based Reporting System-Volume 1

C - total number of offenses in a county (Count)  
R - total number of offenses divided by total county population (Rate per capita)

- High C / High R
- High C / Low R
- Low C / High R
- Low C / Low R

High - 75th percentile or above  
Low - below 75th percentile

None reported



# Year 2018

## Human Trafficking Offenses by County

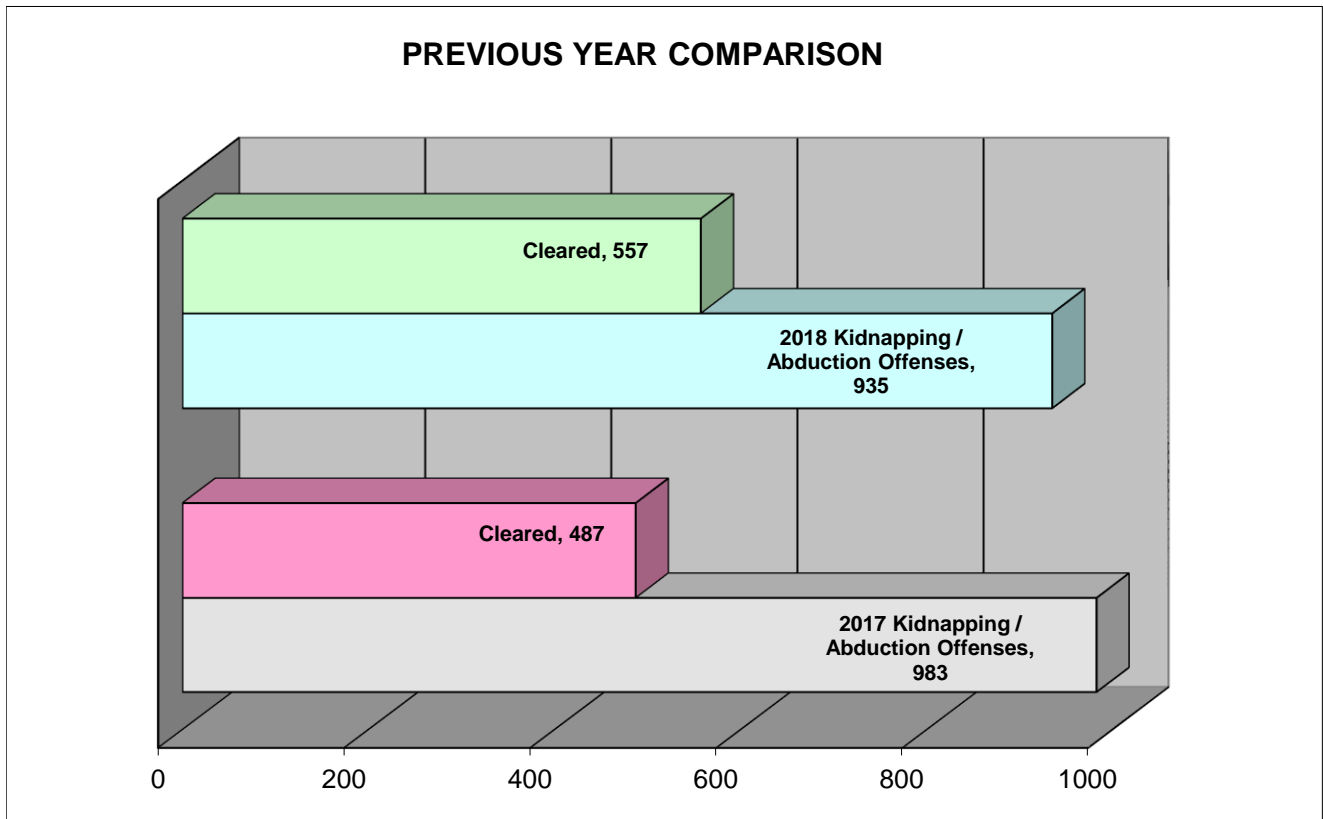
## KIDNAPPING / ABDUCTION

### DEFINITION

The unlawful seizure, transportation, and/or detention of a person against his/her will or of a minor without the consent of his/her custodial parent(s) or legal guardian.

NUMBER OF KIDNAPPING / ABDUCTION OFFENSES	CLEARED	CLEARANCE RATE
935	557	60%

**KIDNAPPING / ABDUCTION OFFENSES  
WERE COMMITTED APPROXIMATELY EVERY 9 HOURS**



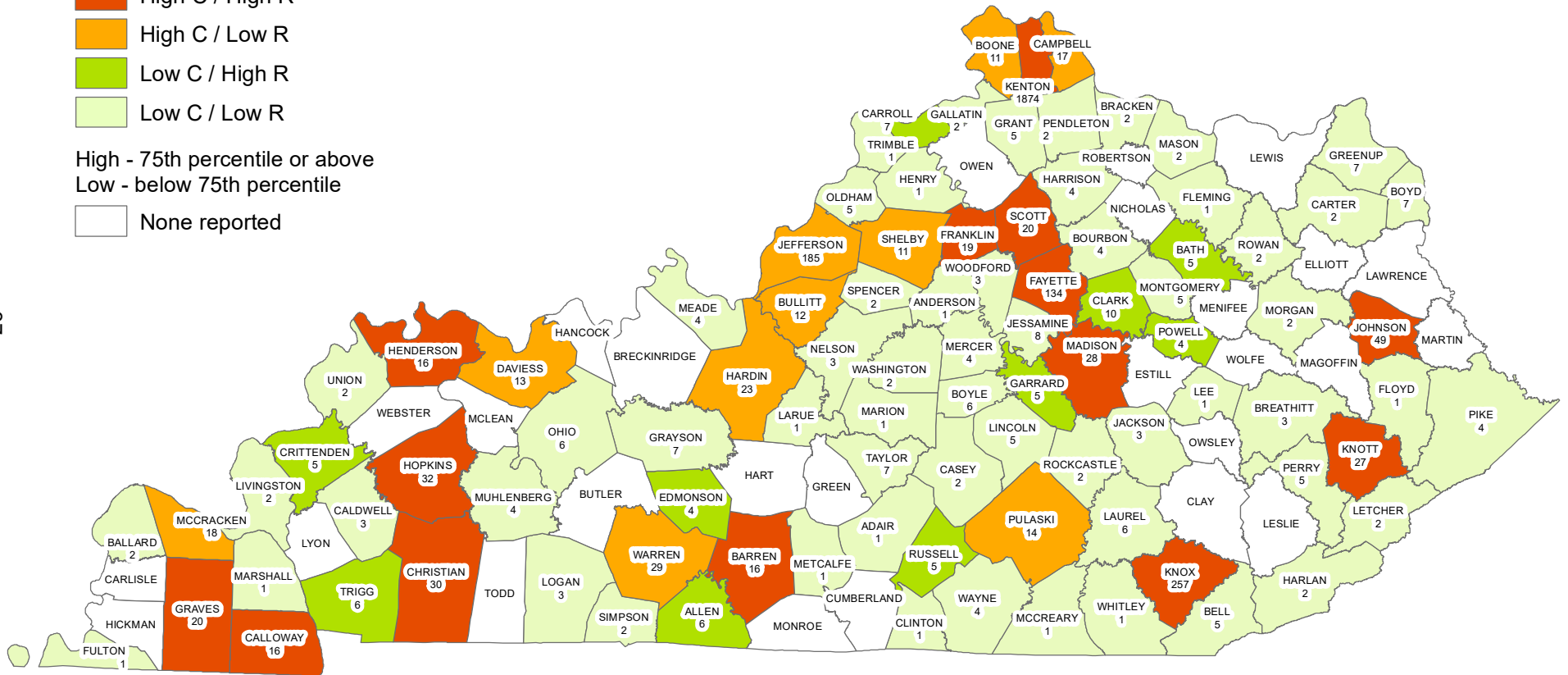
\*Definitions acquired from the U.S. Department of Justice publication: August 2000 National Incident Based Reporting System-Volume 1

C - total number of offenses in a county (Count)  
R - total number of offenses divided by total county population (Rate per capita)

- High C / High R
- High C / Low R
- Low C / High R
- Low C / Low R

High - 75th percentile or above  
Low - below 75th percentile

None reported



# Year 2018

## Kidnapping / Abduction Offenses by County

## LARCENY / THEFT OFFENSES

### DEFINITION

The unlawful taking, carrying, leading, or riding away of property from the possession or constructive possession of another person.

NUMBER OF LARCENY / THEFT OFFENSES	CLEARED	CLEARANCE RATE
<b>70,801</b>	<b>17,910</b>	<b>25%</b>

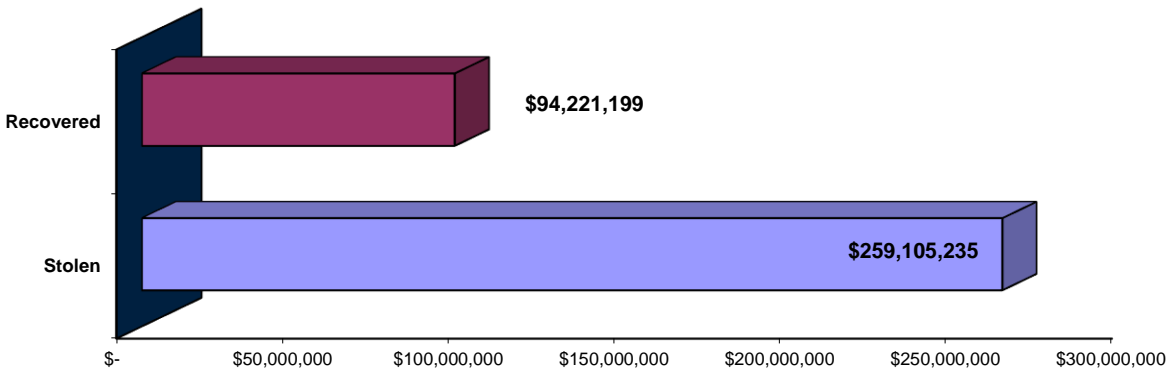
**LARCENY / THEFT OFFENSES WERE  
COMMITTED APPROXIMATELY EVERY 7 MINUTES**

BREAKDOWN	# OF OFFENSES	# CLEARED	CLEARANCE RATE
POCKET-PICKING	129	7	5%
PURSE-SNATCHING	131	14	11%
SHOPLIFTING	15,788	9,654	61%
THEFT FROM BUILDING	4,092	539	13%
THEFT FROM COIN-OPERATED MACHINE OR DEVICE	63	11	17%
THEFT FROM MOTOR VEHICLE	12,673	884	7%
THEFT OF MOTOR VEHICLE PARTS OR ACCESSORIES	1,623	112	7%
ALL OTHER LARCENY	36,302	6,689	18%

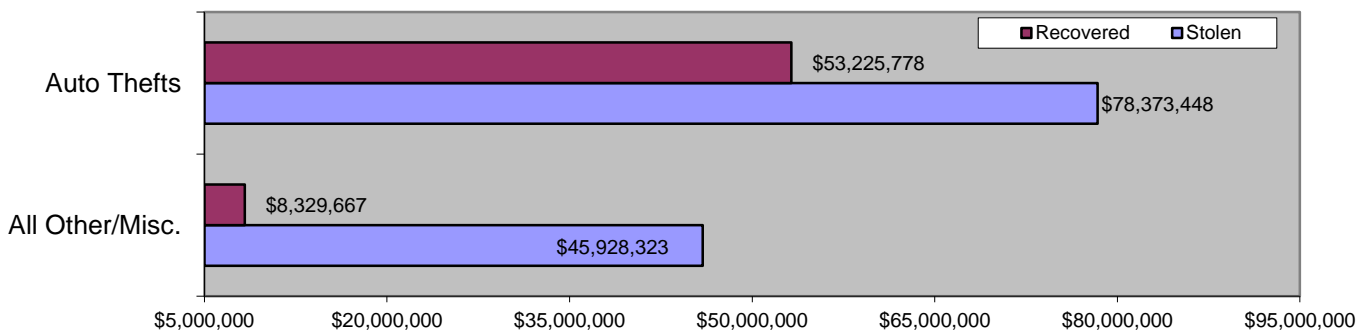
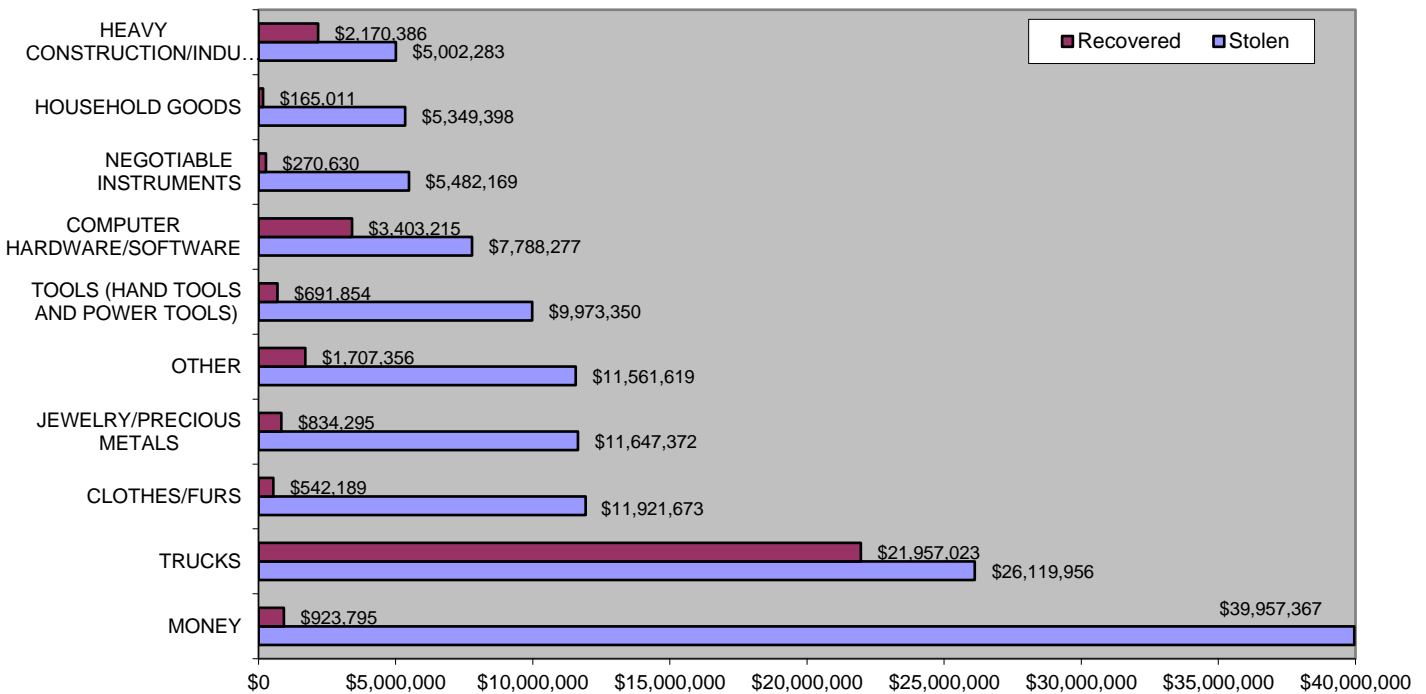
\*Definitions acquired from the U.S. Department of Justice publication: August 2000 National Incident Based Reporting System-Volume 1

## VALUE OF PROPERTY STOLEN / RECOVERED

The estimated value of property reported stolen and recovered in Kentucky during 2018 is illustrated by the graphs below. (Graphs only show stolen and recovered value ratios for each category. Categories should not be compared to each other.)

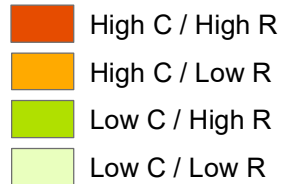


**Top 10 Stolen Item Types by Value**  
(Auto Theft Shown Separately)

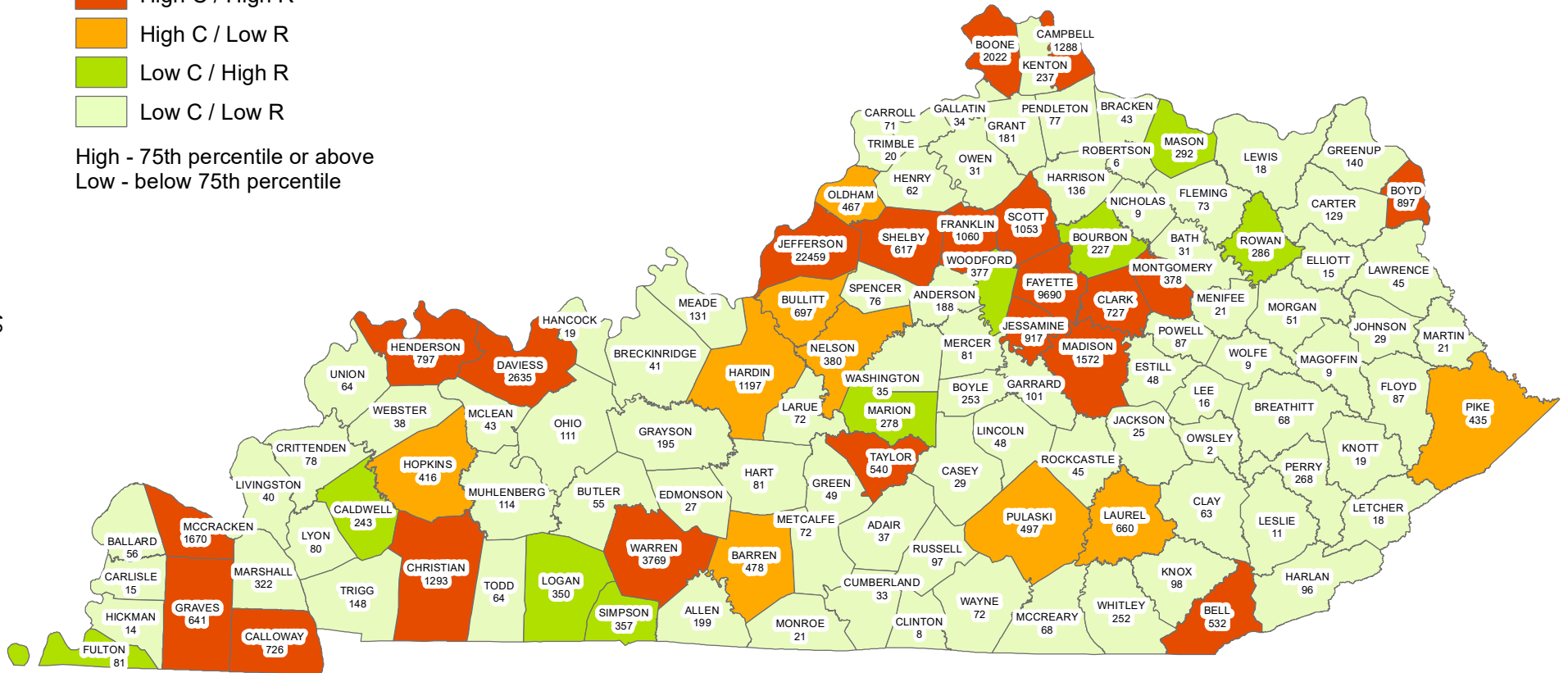




C - total number of offenses in a county (Count)  
R - total number of offenses divided by total county population (Rate per capita)



High - 75th percentile or above  
Low - below 75th percentile



# Year 2018

## Larceny / Theft Offenses by County

# MOTOR VEHICLE THEFT

## DEFINITION

The theft of a motor vehicle.

NUMBER OF MOTOR VEHICLE THEFT OFFENSES	CLEARED	CLEARANCE RATE
10,967	2,441	22%

**MOTOR VEHICLE THEFT OFFENSES WERE COMMITTED APPROXIMATELY EVERY 48 MINUTES**

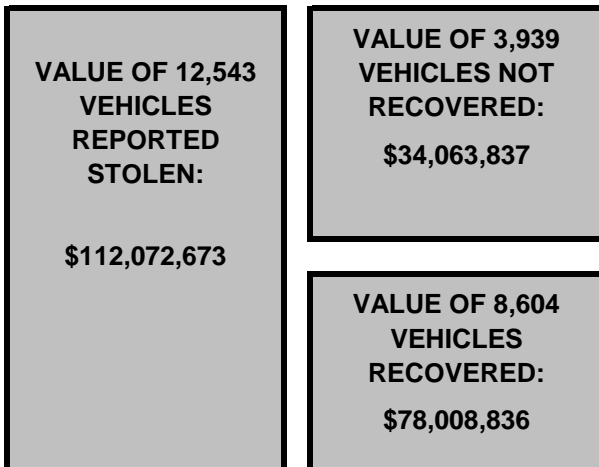
## THE COST OF MOTOR VEHICLE THEFT

The value of stolen vehicles as well as recovered and non-recovered vehicles is shown in the chart below. It should be noted that multiple vehicles can be listed as stolen on a single report.

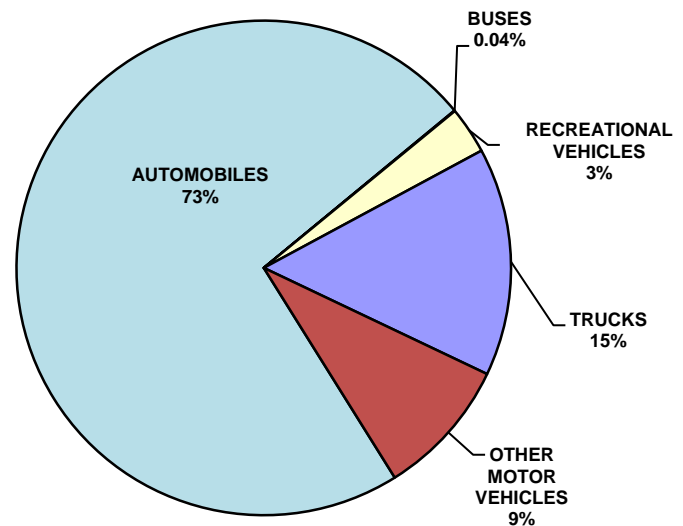
A breakdown by the type of vehicles stolen is shown in the chart below. "Automobiles" include cars, taxi cabs, and other passenger vehicles. "Other Vehicles" include mopeds, motorcycles, motor scooters, trail bikes, etc.

Of the vehicles stolen, **69%** were recovered. These figures do not include vehicles stolen out of state and recovered in Kentucky.

### VALUE OF VEHICLES



### TYPE OF VEHICLES STOLEN



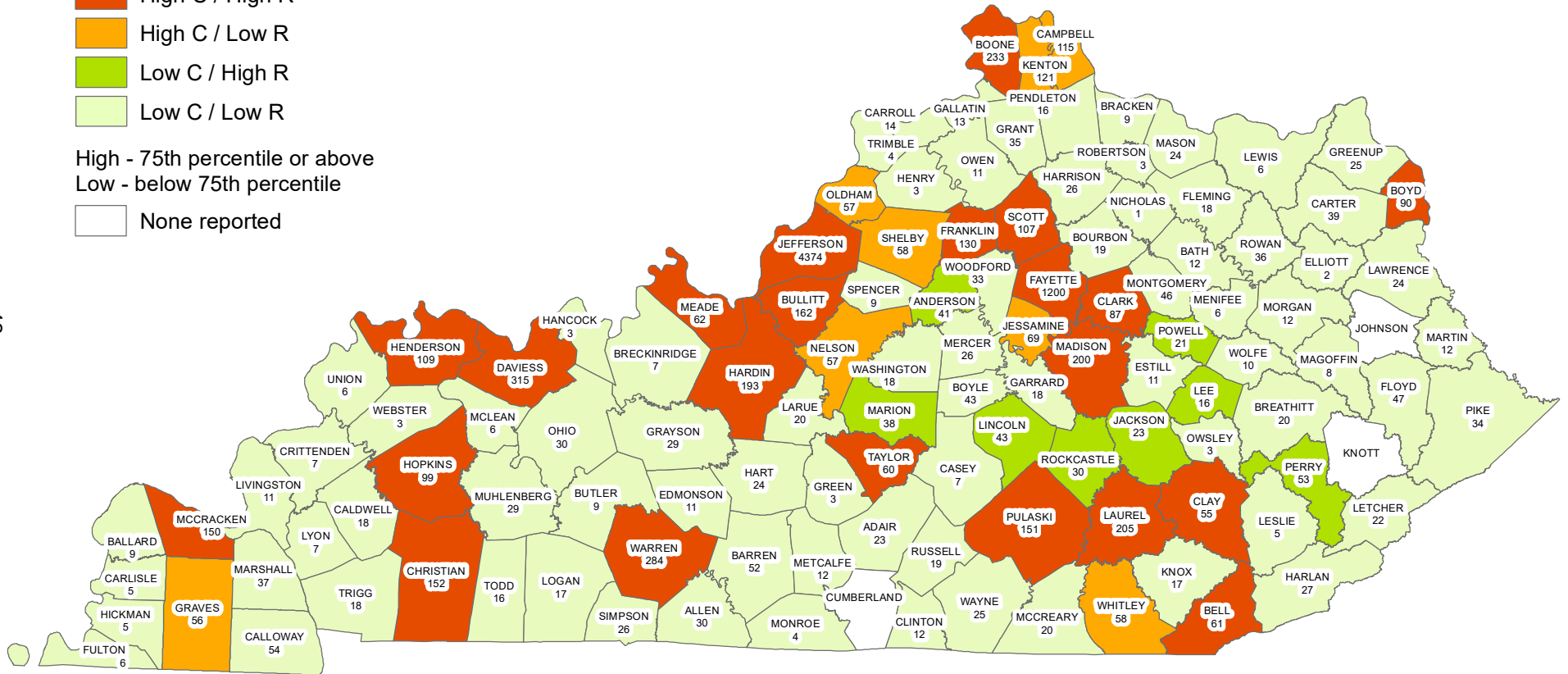
\*Definitions acquired from the U.S. Department of Justice publication: August 2000 National Incident Based Reporting System-Volume 1

C - total number of offenses in a county (Count)  
R - total number of offenses divided by total county population (Rate per capita)

- High C / High R
- High C / Low R
- Low C / High R
- Low C / Low R

High - 75th percentile or above  
Low - below 75th percentile

None reported



## Year 2018 Motor Vehicle Theft Offenses by County

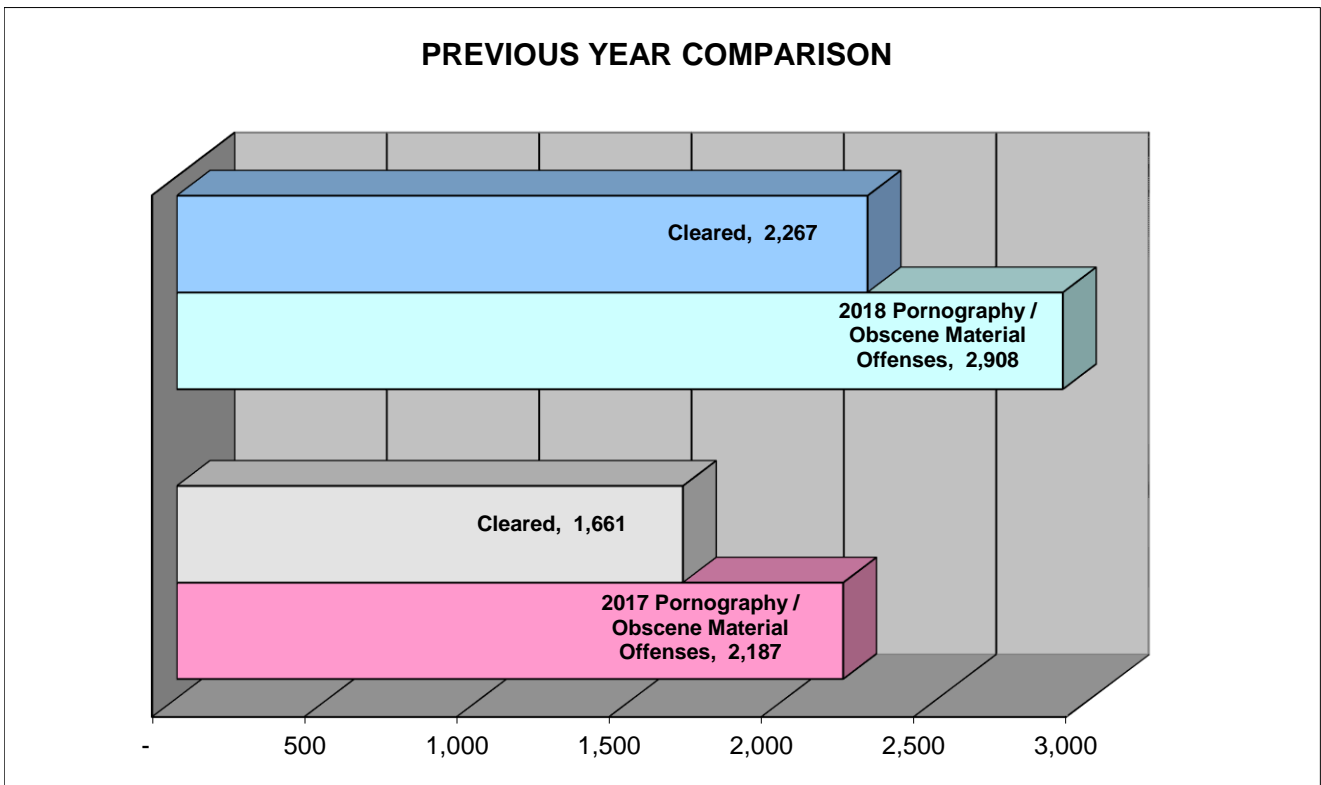
## PORNOGRAPHY / OBSCENE MATERIAL

### DEFINITION

The violation of laws or ordinances prohibiting the manufacture, publishing, sale, purchase, or possession of sexually explicit material, e.g., literature or photographs.

NUMBER OF PORNOGRAPHY / OBSCENE MATERIAL OFFENSES	CLEARED	CLEARANCE RATE
2,908	2,267	78%

**PORNOGRAPHY / OBSCENE MATERIAL OFFENSES  
WERE COMMITTED APPROXIMATELY EVERY 3 HOURS**



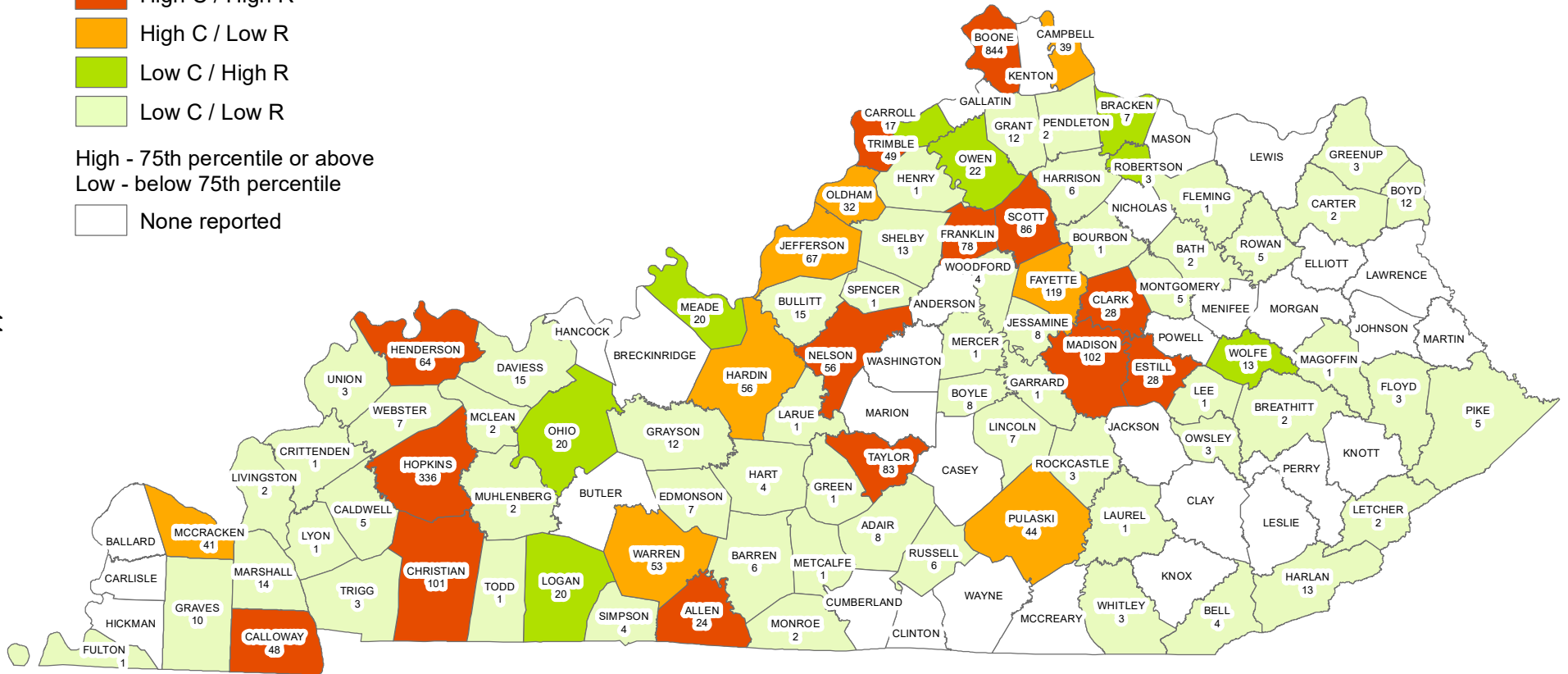
\*Definitions acquired from the U.S. Department of Justice publication: August 2000 National Incident Based Reporting System-Volume 1

C - total number of offenses in a county (Count)  
R - total number of offenses divided by total county population (Rate per capita)

- High C / High R
- High C / Low R
- Low C / High R
- Low C / Low R

High - 75th percentile or above  
Low - below 75th percentile

None reported



Year 2018

**Pornography / Obscene Material Offenses by County**

# PROSTITUTION OFFENSES

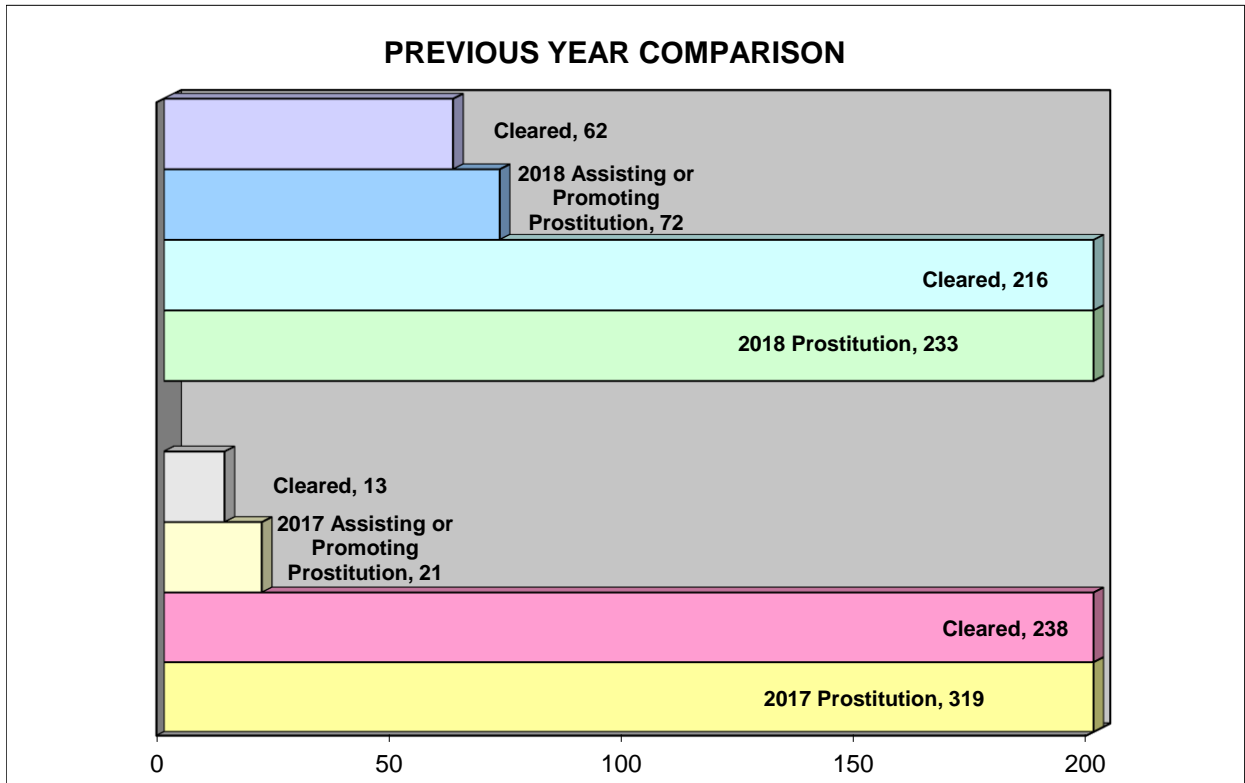
## DEFINITION

To unlawfully engage in or promote sexual activities for profit.

NUMBER OF PROSTITUTION OFFENSES	CLEARED	CLEARANCE RATE
305	278	91%

**PROSTITUTION OFFENSES WERE COMMITTED  
APPROXIMATELY EVERY 28 HOURS**

BREAKDOWN	# OF OFFENSES	# CLEARED	CLEARANCE RATE
PROSTITUTION	233	216	93%
ASSISTING OR PROMOTING PROSTITUTION	72	62	86%



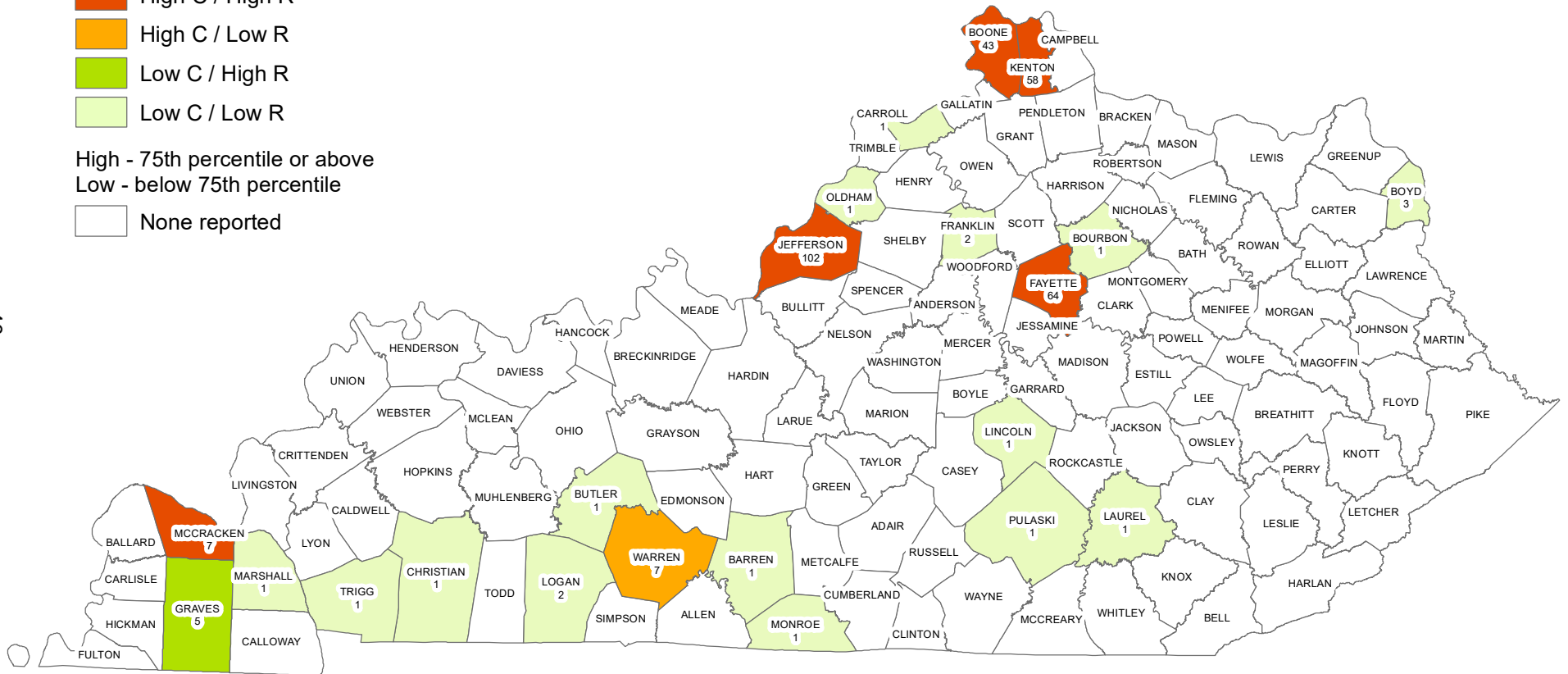
\*Definitions acquired from the U.S. Department of Justice publication: August 2000 National Incident Based Reporting System-Volume 1

C - total number of offenses in a county (Count)  
R - total number of offenses divided by total county population (Rate per capita)

- High C / High R
- High C / Low R
- Low C / High R
- Low C / Low R

High - 75th percentile or above  
Low - below 75th percentile

None reported



# Year 2018

## Prostitution Offenses by County

# ROBBERY

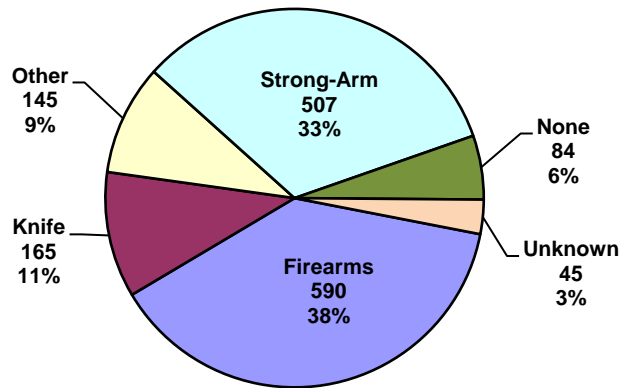
## DEFINITION

The taking or attempting to take anything of value under confrontational circumstances from the control, custody, or care of another person by force or threat of force or violence and/or by putting the victim in fear of immediate harm.

NUMBER OF ROBBERY OFFENSES	CLEARED	CLEARANCE RATE
2,791	910	33%

Robbery is considered to be a serious crime because the element of fear and personal confrontation with a weapon or strong-arm tactic is always present. The 21% clearance rate for robbery is higher than other crimes motivated by the theft of property, but low in comparison to murder and assault in which the element of personal confrontation is also present. This is attributed to the fact that the perpetrator usually conceals his personal identity from the victim.

WEAPONS USED IN ROBBERY



**ROBBERY WAS COMMITTED APPROXIMATELY EVERY 3 HOURS**

TOP 5 HIGHEST NUMBER OF ROBBERIES BY LOCATION TYPE

CLASSIFICATION	NUMBER OF ROBBERIES	PERCENT OF DISTRIBUTION	TOTAL VALUE	AVERAGE VALUE
Highway/Road/Alley (Includes Street)	685	22.4%	\$ 564,907	\$ 825
Residence/Home	535	17.5%	\$ 594,350	\$ 1,111
Parking Lot/Garage	166	5.4%	\$ 479,290	\$ 2,887
Department/Discount Store	136	4.4%	\$ 11,464	\$ 84
Service/Gas Station	110	3.6%	\$ 41,803	\$ 380
All Other Locations	1,425	46.6%	\$ 1,584,276	\$ 1,112
<b>TOTAL</b>	<b>3,057</b>	<b>100.0%</b>	<b>\$ 3,276,090</b>	<b>\$ 6,399</b>

Note: The number of robbery offenses may differ from the amount of robberies listed in the above table due to time/place occurrence and how crime reports are submitted. A perpetrator could commit a string of robberies that would be considered a single case depending on the circumstances and how law enforcement chooses to report it.

Robbery classifications denote the type of robbery reported. Highway robberies occur on any roadway, whether it is a highway, county road, or city street. Commercial house robberies are those perpetrated in hotels, motels, restaurants, and like businesses. Chain store robberies include convenience type stores, groceries, and like businesses. Residences include homes, apartments, and other dwellings.

\*Definitions acquired from the U.S. Department of Justice publication: August 2000 National Incident Based Reporting System-Volume 1

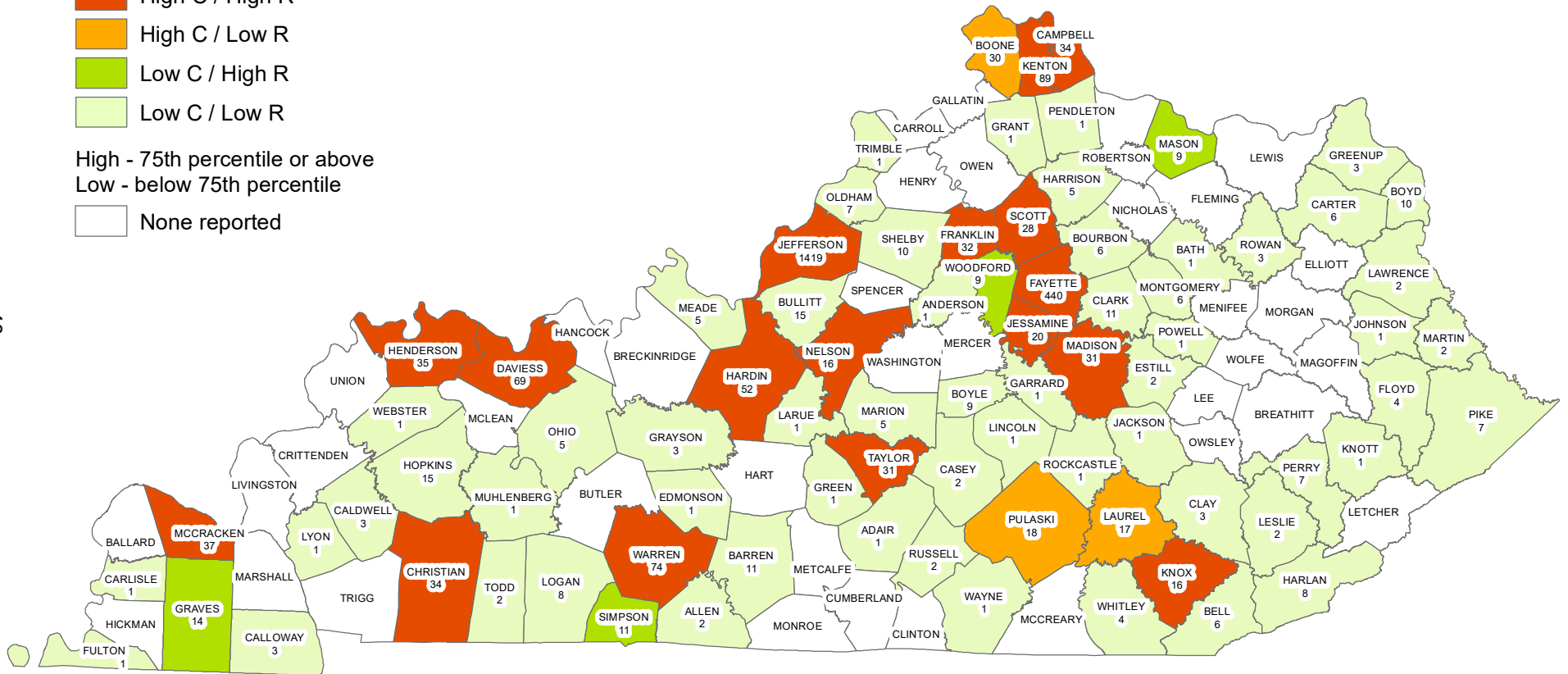


C - total number of offenses in a county (Count)  
R - total number of offenses divided by total county population (Rate per capita)

- High C / High R
- High C / Low R
- Low C / High R
- Low C / Low R

High - 75th percentile or above  
Low - below 75th percentile

None reported



# Year 2018

## Robbery Offenses by County

## SEX OFFENSES (FORCIBLE)

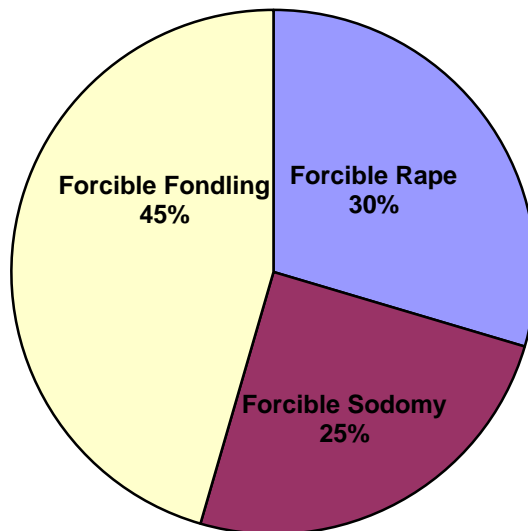
### DEFINITION

Any sexual act directed against another person, forcibly and/or against that person's will or not forcibly or against the person's will in instances where the victim is incapable of giving consent.

NUMBER OF FORCIBLE SEX OFFENSES	CLEARED	CLEARANCE RATE
6,360	2,860	45%

**FORCIBLE SEX OFFENSES WERE  
COMMITTED APPROXIMATELY EVERY 60 MINUTES**

BREAKDOWN	# OF OFFENSES	# CLEARED	CLEARANCE RATE
FORCIBLE RAPE	1,882	640	34%
FORCIBLE SODOMY	1,584	864	55%
FORCIBLE FONDLING	2,894	1,356	47%



\*Definitions acquired from the U.S. Department of Justice publication: August 2000 National Incident Based Reporting System-Volume 1



## SEX OFFENSES (NON-FORCIBLE)

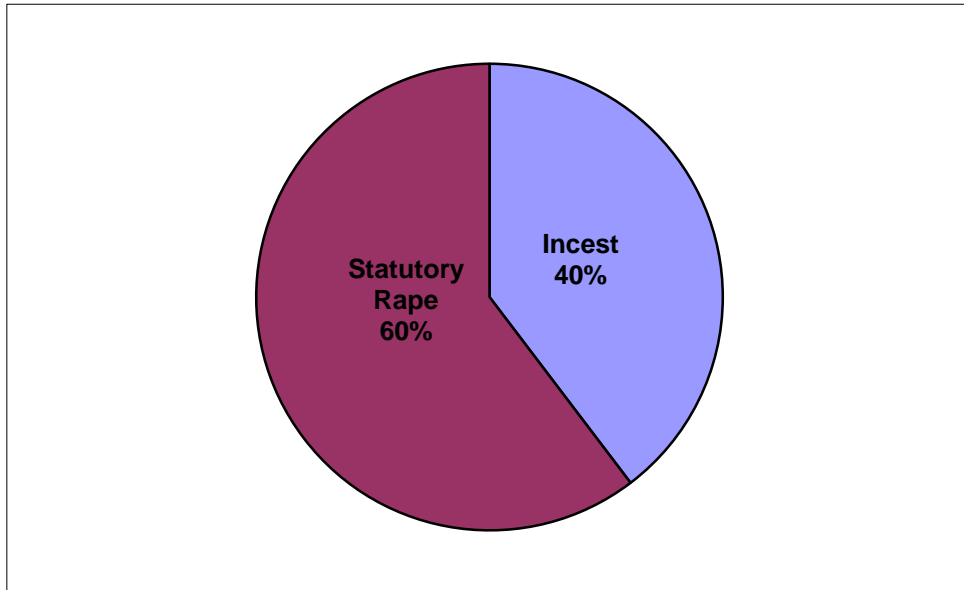
### DEFINITION

Unlawful, nonforcible sexual intercourse.

NUMBER OF NON-FORCIBLE SEX OFFENSES	CLEARED	CLEARANCE RATE
537	253	47%

**NON-FORCIBLE SEX OFFENSES WERE  
COMMITTED APPROXIMATELY EVERY 16 HOURS**

BREAKDOWN	# OF OFFENSES	# CLEARED	CLEARANCE RATE
INCEST	213	102	48%
STATUTORY RAPE	324	151	47%



\*Definitions acquired from the U.S. Department of Justice publication: August 2000 National Incident Based Reporting System-Volume 1



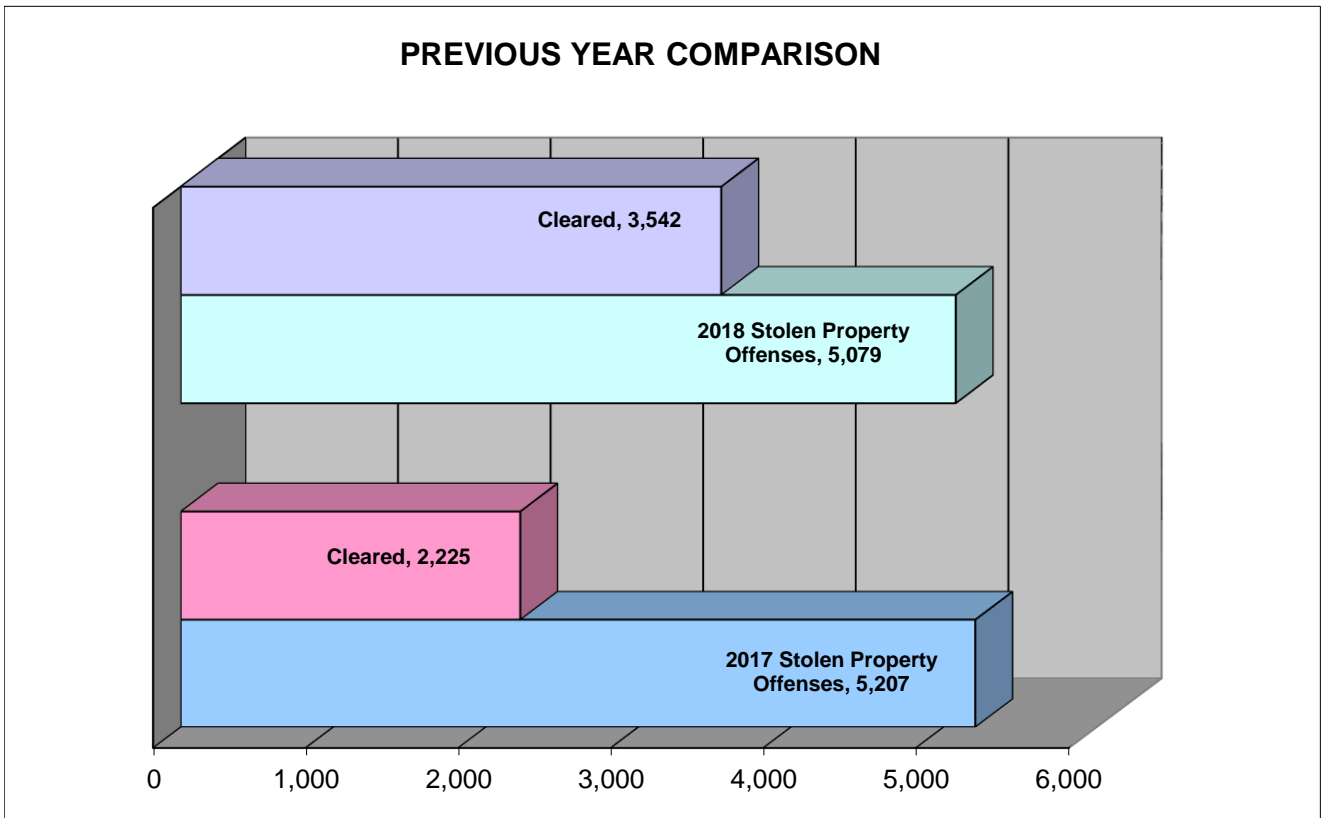
## STOLEN PROPERTY OFFENSES

### DEFINITION

Receiving, buying, selling, possessing, concealing, or transporting any property with the knowledge that it has been unlawfully taken, as by Burglary, Embezzlement, Fraud, Larceny, Robbery, etc.

NUMBER OF STOLEN PROPERTY OFFENSES	CLEARED	CLEARANCE RATE
5,079	3,542	70%

**STOLEN PROPERTY OFFENSES WERE  
COMMITTED APPROXIMATELY EVERY 1.5 HOURS**



\*Definitions acquired from the U.S. Department of Justice publication: August 2000 National Incident Based Reporting System-Volume 1



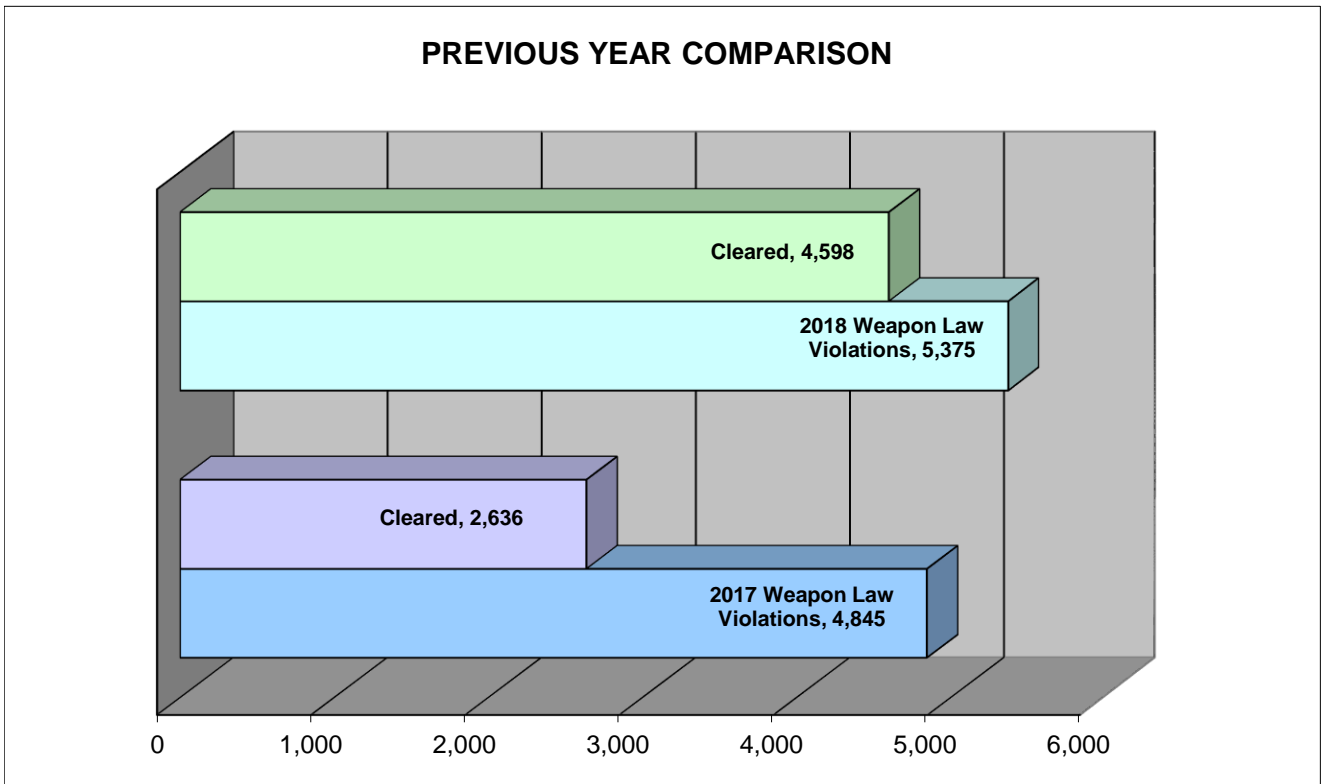
# WEAPON LAW VIOLATIONS

## DEFINITION

The violation of laws or ordinances prohibiting the manufacture, sale, purchase, transportation, possession, concealment, or use of firearms, cutting instruments, explosives, incendiary devices, or other deadly weapons.

NUMBER OF WEAPON LAW VIOLATIONS	CLEARED	CLEARANCE RATE
5,375	4,598	86%

**WEAPON LAW VIOLATIONS WERE COMMITTED APPROXIMATELY EVERY 1.5 HOURS**



\*Definitions acquired from the U.S. Department of Justice publication: August 2000 National Incident Based Reporting System-Volume 1







**OFFENSES  
BY COUNTY  
AND AGENCY  
REPORTED  
AND CLEARED**

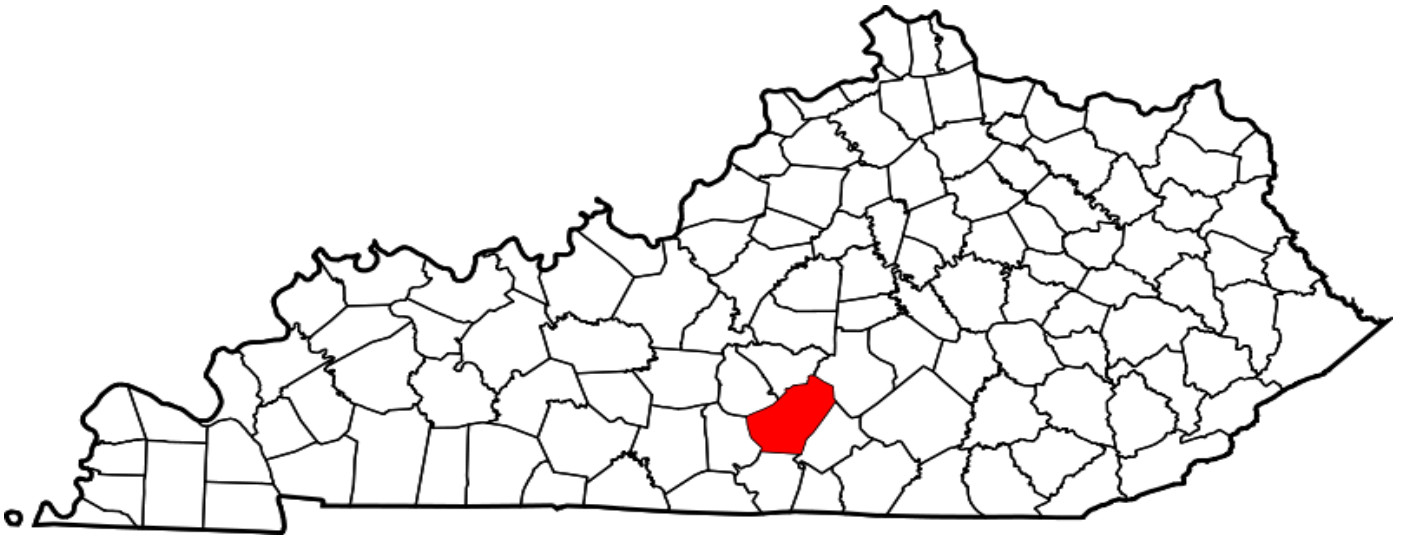
## Adair County

**A CRIME IS COMMITTED IN ADAIR COUNTY  
APPROXIMATELY EVERY 22 HOURS**

### FULL TIME SWORN LAW ENFORCEMENT EMPLOYEES

Agency	Male	Female	Total
STATE POLICE	1005	22	1027
ADAIR COUNTY SHERIFF'S OFFICE	6	0	6
COLUMBIA POLICE DEPARTMENT	12	0	12

\*\*Kentucky State Police Troopers may be assigned to multiple counties per post.



County Seat: Columbia  
Population: 19,485  
Registered Sex Offenders: 45

## ADAIR COUNTY

Group A Offenses	State Police		Sheriff		Columbia PD		All Other Agencies		Total	
By Category	Offenses		Offenses		Offenses		Offenses		Offenses	
	Reported	Cleared	Reported	Cleared	Reported	Cleared	Reported	Cleared	Reported	Cleared
Animal Cruelty	0	0	0	0	0	0	0	0	0	0
Arson	2	1	0	0	0	0	0	0	2	1
Assault Offenses	48	38	6	6	5	2	0	0	59	46
Bribery	0	0	0	0	0	0	0	0	0	0
Burglary/Breaking and Entering	13	4	2	0	5	2	0	0	20	6
Counterfeiting/Forgery	40	34	0	0	2	0	0	0	42	34
Destruction/Damage/Vandalism Of Property	7	4	1	0	4	1	0	0	12	5
Drug/Narcotic Offenses	108	89	8	6	13	13	11	11	140	119
Extortion/Blackmail	0	0	0	0	0	0	0	0	0	0
Fraud Offenses	2	1	0	0	4	1	0	0	6	2
Gambling Offenses	0	0	0	0	0	0	0	0	0	0
Homicide Offenses	0	0	0	0	1	0	0	0	1	0
Human Trafficking	0	0	0	0	0	0	0	0	0	0
Kidnapping/Abduction	1	1	0	0	0	0	0	0	1	1
Larceny/Theft Offenses	16	6	9	1	11	3	1	1	37	11
Motor Vehicle Theft	13	3	7	2	3	0	0	0	23	5
Pornography/Obscene Material	3	1	0	0	5	3	0	0	8	4
Prostitution Offenses	0	0	0	0	0	0	0	0	0	0
Robbery	1	1	0	0	0	0	0	0	1	1
Sex Offenses, Forcible	8	5	1	0	0	0	0	0	9	5
Sex Offenses, Nonforcible	1	0	1	0	0	0	0	0	2	0
Stolen Property Offenses (Receiving, etc.)	8	4	0	0	1	1	0	0	9	5
Weapon Law Violations	7	3	0	0	3	3	5	1	15	7
<b>Total</b>	<b>278</b>	<b>195</b>	<b>35</b>	<b>15</b>	<b>57</b>	<b>29</b>	<b>17</b>	<b>13</b>	<b>387</b>	<b>252</b>

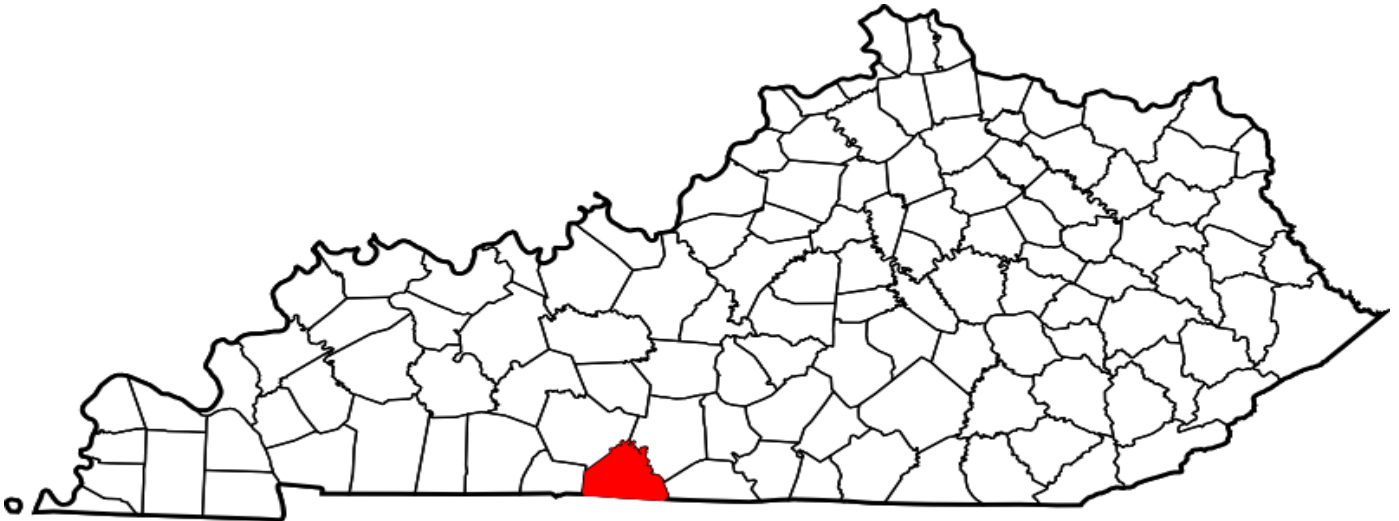
## Allen County

**A CRIME IS COMMITTED IN ALLEN COUNTY  
APPROXIMATELY EVERY 8 HOURS**

### FULL TIME SWORN LAW ENFORCEMENT EMPLOYEES

Agency	Male	Female	Total
STATE POLICE	1005	22	1027
ALLEN COUNTY SHERIFF'S OFFICE	14	0	14
SCOTTSVILLE POLICE DEPARTMENT	14	1	15

\*\*Kentucky State Police Troopers may be assigned to multiple counties per post.



County Seat: Scottsville  
Population: 20,933  
Registered Sex Offenders: 54

## ALLEN COUNTY

Group A Offenses	State Police		Sheriff		Scottsville PD		All Other Agencies		Total	
By Category	Offenses		Offenses		Offenses		Offenses		Offenses	
	Reported	Cleared	Reported	Cleared	Reported	Cleared	Reported	Cleared	Reported	Cleared
Animal Cruelty	0	0	0	0	1	0	0	0	1	0
Arson	0	0	1	0	0	0	0	0	1	0
Assault Offenses	1	1	60	29	83	50	0	0	144	80
Bribery	0	0	0	0	0	0	0	0	0	0
Burglary/Breaking and Entering	1	0	61	6	53	3	0	0	115	9
Counterfeiting/Forgery	0	0	5	1	32	6	0	0	37	7
Destruction/Damage/Vandalism Of Property	0	0	28	3	27	4	0	0	55	7
Drug/Narcotic Offenses	7	0	164	124	160	158	37	19	368	301
Extortion/Blackmail	0	0	0	0	0	0	0	0	0	0
Fraud Offenses	0	0	6	0	19	3	1	0	26	3
Gambling Offenses	0	0	0	0	0	0	0	0	0	0
Homicide Offenses	3	3	0	0	0	0	0	0	3	3
Human Trafficking	0	0	0	0	0	0	0	0	0	0
Kidnapping/Abduction	0	0	2	2	4	2	0	0	6	4
Larceny/Theft Offenses	1	0	76	8	122	34	0	0	199	42
Motor Vehicle Theft	1	1	23	3	6	2	0	0	30	6
Pornography/Obscene Material	20	20	2	0	2	0	0	0	24	20
Prostitution Offenses	0	0	0	0	0	0	0	0	0	0
Robbery	0	0	1	0	1	0	0	0	2	0
Sex Offenses, Forcible	0	0	17	1	4	0	0	0	21	1
Sex Offenses, Nonforcible	0	0	2	0	1	0	0	0	3	0
Stolen Property Offenses (Receiving, etc.)	0	0	4	2	3	2	0	0	7	4
Weapon Law Violations	2	2	12	8	11	9	3	3	28	22
<b>Total</b>	<b>36</b>	<b>27</b>	<b>464</b>	<b>187</b>	<b>529</b>	<b>273</b>	<b>41</b>	<b>22</b>	<b>1070</b>	<b>509</b>

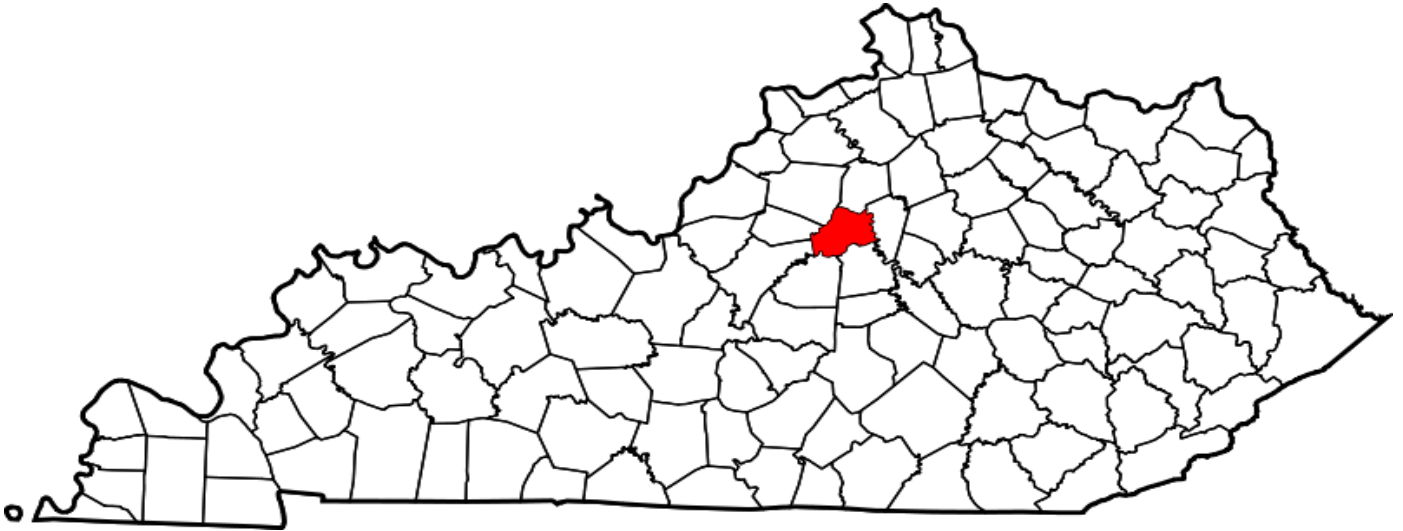
## Anderson County

**A CRIME IS COMMITTED IN ANDERSON COUNTY  
APPROXIMATELY EVERY 7 HOURS**

### FULL TIME SWORN LAW ENFORCEMENT EMPLOYEES

Agency	Male	Female	Total
STATE POLICE	1005	22	1027
ANDERSON COUNTY SHERIFF'S OFFICE	14	0	14
LAWRENCEBURG POLICE DEPARTMENT	12	1	13

\*\*Kentucky State Police Troopers may be assigned to multiple counties per post.



County Seat: Lawrenceburg  
Population: 22,544  
Registered Sex Offenders: 39

**ANDERSON  
COUNTY**

<b>Group A Offenses</b>	<b>State Police</b>		<b>Sheriff</b>		<b>Lawrenceburg PD</b>		<b>All Other Agencies</b>		<b>Total</b>	
By Category	Offenses		Offenses		Offenses		Offenses		Offenses	
	Reported	Cleared	Reported	Cleared	Reported	Cleared	Reported	Cleared	Reported	Cleared
Animal Cruelty	2	0	0	0	0	0	0	0	2	0
Arson	3	2	1	0	0	0	0	0	4	2
Assault Offenses	27	26	22	15	68	49	0	0	117	90
Bribery	0	0	0	0	0	0	0	0	0	0
Burglary/Breaking and Entering	4	3	23	4	30	8	0	0	57	15
Counterfeiting/Forgery	1	1	3	1	16	0	0	0	20	2
Destruction/Damage/Vandalism Of Property	6	4	12	2	15	6	0	0	33	12
Drug/Narcotic Offenses	67	53	68	39	233	158	0	0	368	250
Extortion/Blackmail	0	0	0	0	0	0	0	0	0	0
Fraud Offenses	6	0	2	0	16	7	1	0	25	7
Gambling Offenses	0	0	0	0	0	0	0	0	0	0
Homicide Offenses	2	2	0	0	0	0	0	0	2	2
Human Trafficking	0	0	0	0	0	0	0	0	0	0
Kidnapping/Abduction	0	0	0	0	1	1	0	0	1	1
Larceny/Theft Offenses	10	6	33	3	145	29	0	0	188	38
Motor Vehicle Theft	7	3	7	0	27	5	0	0	41	8
Pornography/Obscene Material	0	0	0	0	0	0	0	0	0	0
Prostitution Offenses	0	0	0	0	0	0	0	0	0	0
Robbery	0	0	0	0	1	0	0	0	1	0
Sex Offenses, Forcible	8	3	1	0	291	0	0	0	300	3
Sex Offenses, Nonforcible	0	0	0	0	1	0	0	0	1	0
Stolen Property Offenses (Receiving, etc.)	2	2	6	2	4	1	0	0	12	5
Weapon Law Violations	2	2	2	0	9	7	0	0	13	9
<b>Total</b>	<b>147</b>	<b>107</b>	<b>180</b>	<b>66</b>	<b>857</b>	<b>271</b>	<b>1</b>	<b>0</b>	<b>1185</b>	<b>444</b>



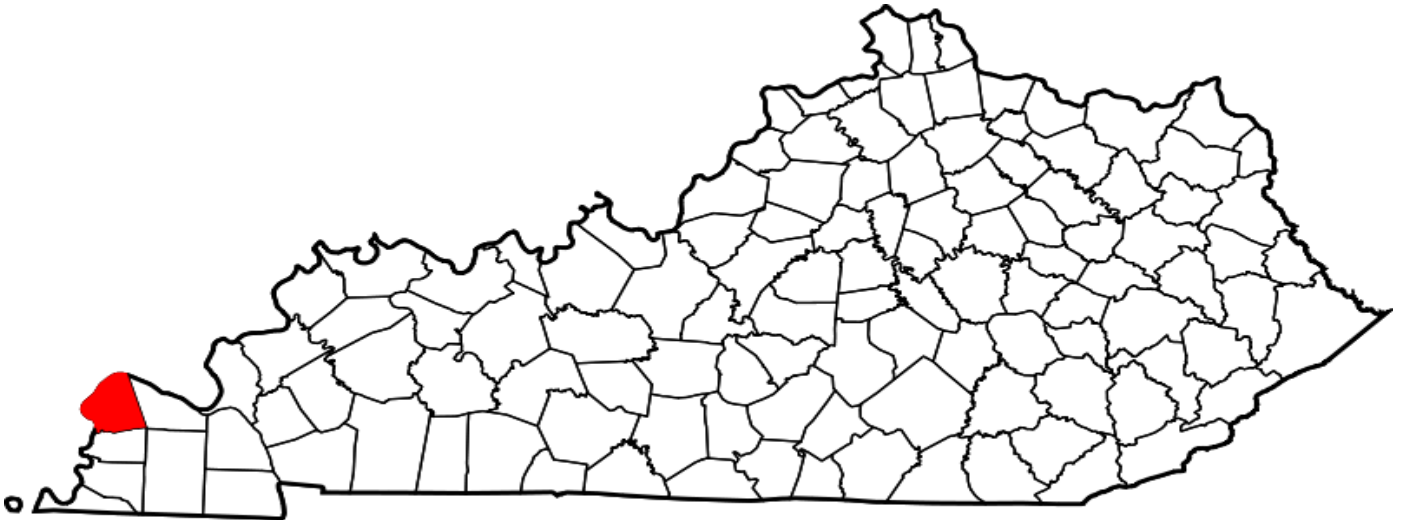
## **Ballard County**

**A CRIME IS COMMITTED IN BALLARD COUNTY  
APPROXIMATELY EVERY 24 HOURS**

### **FULL TIME SWORN LAW ENFORCEMENT EMPLOYEES**

<b>Agency</b>	<b>Male</b>	<b>Female</b>	<b>Total</b>
STATE POLICE	1005	22	<b>1027</b>
BALLARD COUNTY SHERIFF'S OFFICE	9	0	<b>9</b>
LACENTER POLICE DEPARTMENT	2	0	<b>2</b>

\*\*Kentucky State Police Troopers may be assigned to multiple counties per post.



County Seat: Wickliffe  
Population: 8,039  
Registered Sex Offenders: 15

## BALLARD COUNTY

Group A Offenses	State Police		Sheriff		LaCenter PD		All Other Agencies		Total	
By Category	Offenses		Offenses		Offenses		Offenses		Offenses	
	Reported	Cleared	Reported	Cleared	Reported	Cleared	Reported	Cleared	Reported	Cleared
Animal Cruelty	0	0	0	0	0	0	0	0	0	0
Arson	0	0	3	1	0	0	0	0	3	1
Assault Offenses	6	5	39	32	0	0	0	0	45	37
Bribery	0	0	0	0	0	0	0	0	0	0
Burglary/Breaking and Entering	0	0	35	4	0	0	0	0	35	4
Counterfeiting/Forgery	1	0	0	0	0	0	0	0	1	0
Destruction/Damage/Vandalism Of Property	1	1	18	1	2	2	0	0	21	4
Drug/Narcotic Offenses	8	8	69	65	0	0	0	0	77	73
Extortion/Blackmail	0	0	0	0	0	0	0	0	0	0
Fraud Offenses	2	0	4	0	0	0	0	0	6	0
Gambling Offenses	0	0	0	0	0	0	0	0	0	0
Homicide Offenses	0	0	0	0	0	0	0	0	0	0
Human Trafficking	0	0	0	0	0	0	0	0	0	0
Kidnapping/Abduction	1	1	1	1	0	0	0	0	2	2
Larceny/Theft Offenses	5	1	51	8	0	0	0	0	56	9
Motor Vehicle Theft	0	0	9	6	0	0	0	0	9	6
Pornography/Obscene Material	0	0	0	0	0	0	0	0	0	0
Prostitution Offenses	0	0	0	0	0	0	0	0	0	0
Robbery	0	0	0	0	0	0	0	0	0	0
Sex Offenses, Forcible	4	2	2	0	0	0	0	0	6	2
Sex Offenses, Nonforcible	0	0	1	0	0	0	0	0	1	0
Stolen Property Offenses (Receiving, etc.)	4	4	2	0	0	0	0	0	6	4
Weapon Law Violations	0	0	5	5	0	0	0	0	5	5
<b>Total</b>	<b>32</b>	<b>22</b>	<b>239</b>	<b>123</b>	<b>2</b>	<b>2</b>	<b>0</b>	<b>0</b>	<b>273</b>	<b>147</b>

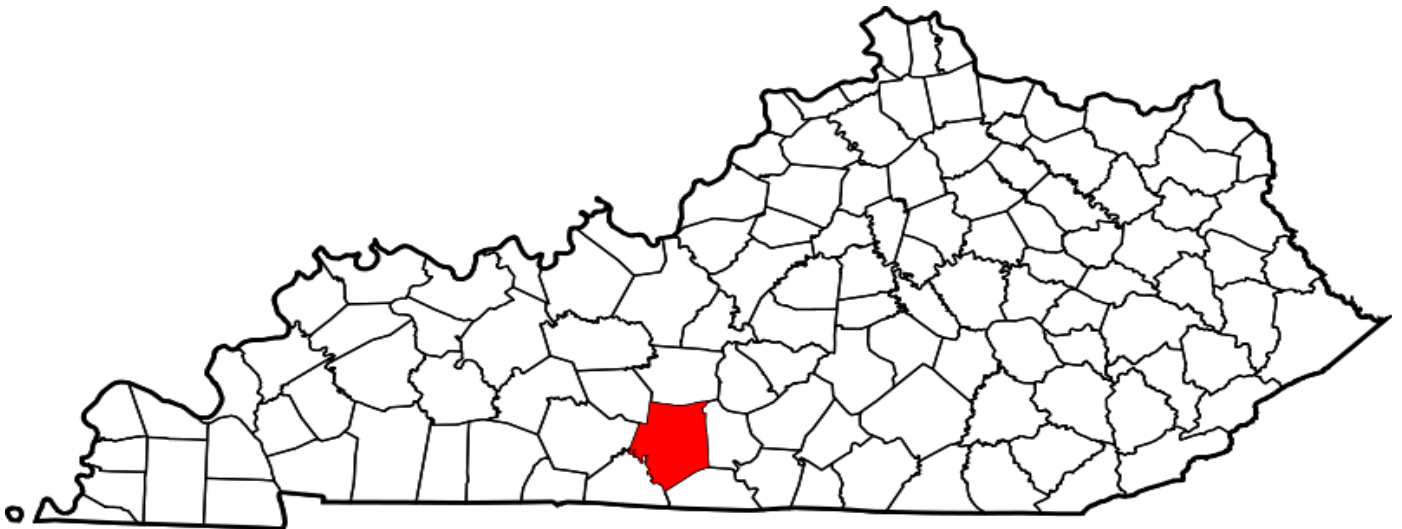
# Barren County

**A CRIME IS COMMITTED IN BARREN COUNTY  
APPROXIMATELY EVERY 3 HOURS**

## FULL TIME SWORN LAW ENFORCEMENT EMPLOYEES

Agency	Male	Female	Total
STATE POLICE	1005	22	1027
BARREN COUNTY SHERIFF'S OFFICE	16	1	17
BARREN RIVER DRUG TASK FORCE	1	0	1
CAVE CITY POLICE DEPARTMENT	9	0	9
GLASGOW POLICE DEPARTMENT	28	3	31

\*\*Kentucky State Police Troopers may be assigned to multiple counties per post.



County Seat: Glasgow  
Population: 43,801  
Registered Sex Offenders: 85

## BARREN COUNTY

Group A Offenses	State Police		Sheriff		Barren Riv. Drug TF		Cave City PD		Glasgow PD		All Other Agencies		Total	
By Category	Offenses		Offenses		Offenses		Offenses		Offenses		Offenses		Offenses	
	Reported	Cleared	Reported	Cleared	Reported	Cleared	Reported	Cleared	Reported	Cleared	Reported	Cleared	Reported	Cleared
Animal Cruelty	0	0	0	0	0	0	0	0	40	29	0	0	40	29
Arson	1	0	1	1	0	0	0	0	4	1	0	0	6	2
Assault Offenses	10	9	79	46	1	1	32	23	286	189	0	0	408	268
Bribery	0	0	0	0	0	0	0	0	0	0	0	0	0	0
Burglary/Breaking and Entering	3	1	54	7	0	0	10	1	109	4	0	0	176	13
Counterfeiting/Forgery	0	0	7	0	0	0	2	2	160	58	0	0	169	60
Destruction/Damage/Vandalism Of Property	2	1	28	12	0	0	9	3	127	23	0	0	166	39
Drug/Narcotic Offenses	49	35	92	76	102	52	117	90	745	674	0	0	1105	927
Extortion/Blackmail	0	0	0	0	0	0	0	0	0	0	0	0	0	0
Fraud Offenses	0	0	3	0	0	0	7	6	96	10	0	0	106	16
Gambling Offenses	0	0	0	0	0	0	0	0	0	0	0	0	0	0
Homicide Offenses	1	1	5	3	0	0	1	1	2	0	0	0	9	5
Human Trafficking	0	0	0	0	0	0	0	0	0	0	0	0	0	0
Kidnapping/Abduction	1	0	4	4	0	0	1	0	10	9	0	0	16	13
Larceny/Theft Offenses	0	0	62	5	0	0	12	0	404	136	0	0	478	141
Motor Vehicle Theft	3	2	17	4	0	0	4	1	28	5	0	0	52	12
Pornography/Obscene Material	3	2	2	0	0	0	0	0	1	0	0	0	6	2
Prostitution Offenses	0	0	0	0	0	0	0	0	1	0	0	0	1	0
Robbery	0	0	5	2	0	0	0	0	6	0	0	0	11	2
Sex Offenses, Forcible	7	2	10	2	0	0	7	4	32	7	0	0	56	15
Sex Offenses, Nonforcible	1	0	1	0	0	0	3	2	8	0	0	0	13	2
Stolen Property Offenses (Receiving, etc.)	6	5	11	2	0	0	3	3	27	22	0	0	47	32
Weapon Law Violations	6	6	20	17	5	4	7	4	44	42	0	0	82	73
<b>Total</b>	<b>93</b>	<b>64</b>	<b>401</b>	<b>181</b>	<b>108</b>	<b>57</b>	<b>215</b>	<b>140</b>	<b>2130</b>	<b>1209</b>	<b>0</b>	<b>0</b>	<b>2947</b>	<b>1651</b>

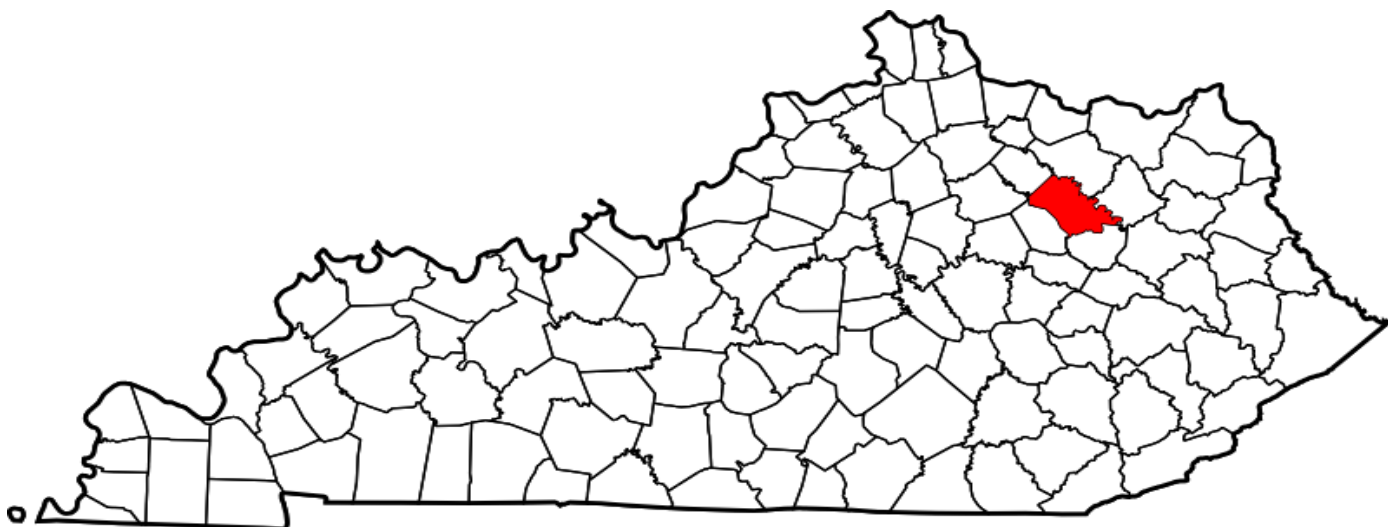
## Bath County

**A CRIME IS COMMITTED IN BATH COUNTY  
APPROXIMATELY EVERY 21 HOURS**

### FULL TIME SWORN LAW ENFORCEMENT EMPLOYEES

Agency	Male	Female	Total
STATE POLICE	1005	22	1027
BATH COUNTY SHERIFF'S OFFICE	7	0	7
OWINGSVILLE POLICE DEPARTMENT	5	0	5

\*\*Kentucky State Police Troopers may be assigned to multiple counties per post.



County Seat: Owingsville  
Population: 12,378  
Registered Sex Offenders: 38

## BATH COUNTY

Group A Offenses	State Police		Sheriff		Owingsville PD		All Other Agencies		Total	
By Category	Offenses		Offenses		Offenses		Offenses		Offenses	
	Reported	Cleared	Reported	Cleared	Reported	Cleared	Reported	Cleared	Reported	Cleared
Animal Cruelty	1	1	0	0	0	0	0	0	1	1
Arson	1	0	0	0	0	0	0	0	1	0
Assault Offenses	37	26	1	0	21	6	0	0	59	32
Bribery	0	0	0	0	0	0	0	0	0	0
Burglary/Breaking and Entering	16	3	3	1	3	0	0	0	22	4
Counterfeiting/Forgery	18	0	0	0	26	7	0	0	44	7
Destruction/Damage/Vandalism Of Property	8	3	1	0	5	1	0	0	14	4
Drug/Narcotic Offenses	44	36	2	0	54	44	0	0	100	80
Extortion/Blackmail	0	0	0	0	0	0	0	0	0	0
Fraud Offenses	96	0	2	1	1	0	0	0	99	1
Gambling Offenses	0	0	0	0	0	0	0	0	0	0
Homicide Offenses	0	0	0	0	0	0	0	0	0	0
Human Trafficking	0	0	0	0	0	0	0	0	0	0
Kidnapping/Abduction	5	5	0	0	0	0	0	0	5	5
Larceny/Theft Offenses	11	5	6	2	14	0	0	0	31	7
Motor Vehicle Theft	3	1	6	1	3	0	0	0	12	2
Pornography/Obscene Material	2	0	0	0	0	0	0	0	2	0
Prostitution Offenses	0	0	0	0	0	0	0	0	0	0
Robbery	1	0	0	0	0	0	0	0	1	0
Sex Offenses, Forcible	9	4	0	0	1	0	0	0	10	4
Sex Offenses, Nonforcible	1	1	0	0	0	0	0	0	1	1
Stolen Property Offenses (Receiving, etc.)	4	2	1	0	2	0	0	0	7	2
Weapon Law Violations	1	0	0	0	0	0	0	0	1	0
<b>Total</b>	<b>258</b>	<b>87</b>	<b>22</b>	<b>5</b>	<b>130</b>	<b>58</b>	<b>0</b>	<b>0</b>	<b>410</b>	<b>150</b>

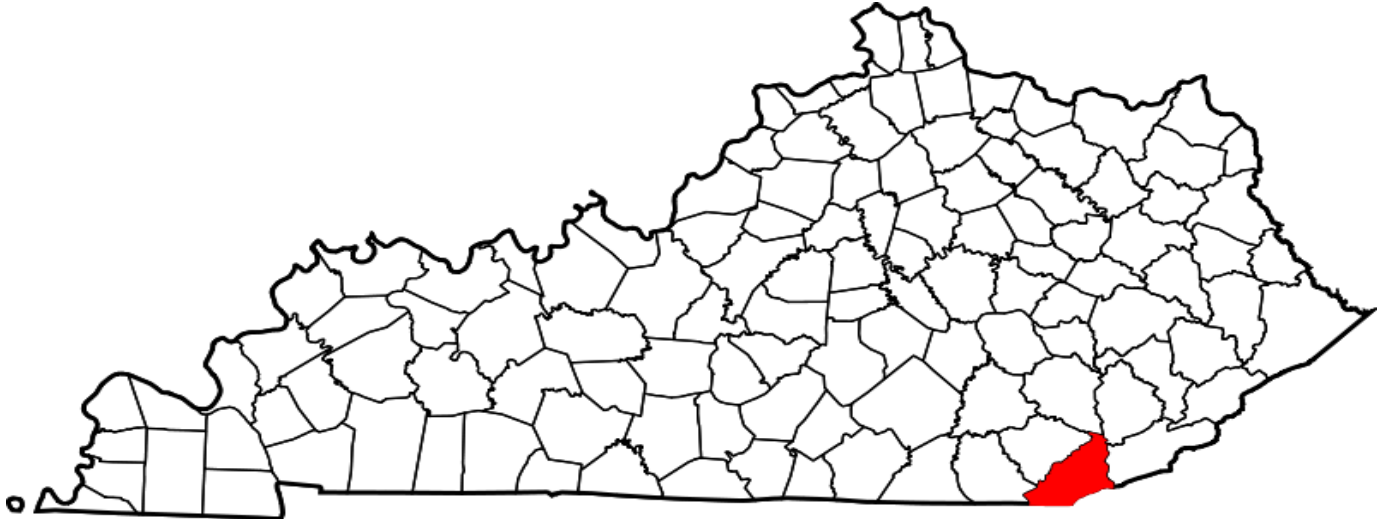
## Bell County

**A CRIME IS COMMITTED IN BELL COUNTY  
APPROXIMATELY EVERY 3 HOURS**

### AW ENFORCEMENT EMPLOYEES

Agency	Male	Female	Total
STATE POLICE	1005	22	1027
BELL COUNTY SHERIFF'S OFFICE	9	0	9
CUMBERLAND POLICE DEPARTMENT	7	0	7
MIDDLESBORO POLICE DEPARTMENT	24	0	24
PINEVILLE POLICE DEPARTMENT	5	0	5

\*\*Kentucky State Police Troopers may be assigned to multiple counties per post.



County Seat: Pineville  
Population: 26,894  
Registered Sex Offenders: 40

## BELL COUNTY

Group A Offenses	State Police		Sheriff		Cumberland PD		Middlesboro PD		Pineville PD		All Other Agencies		Total	
By Category	Offenses		Offenses		Offenses		Offenses		Offenses		Offenses		Offenses	
	Reported	Cleared	Reported	Cleared	Reported	Cleared	Reported	Cleared	Reported	Cleared	Reported	Cleared	Reported	Cleared
Animal Cruelty	0	0	0	0	0	0	3	3	1	0	0	0	4	3
Arson	2	0	4	0	0	0	1	1	0	0	0	0	7	1
Assault Offenses	27	22	82	27	0	0	71	38	8	8	0	0	188	95
Bribery	0	0	1	0	0	0	0	0	0	0	0	0	1	0
Burglary/Breaking and Entering	8	1	46	4	0	0	48	11	14	2	0	0	116	18
Counterfeiting/Forgery	12	12	0	0	0	0	54	24	1	0	0	0	67	36
Destruction/Damage/Vandalism Of Property	4	0	28	9	0	0	55	16	6	3	0	0	93	28
Drug/Narcotic Offenses	131	60	103	82	0	0	732	664	89	89	5	5	1060	900
Extortion/Blackmail	0	0	0	0	0	0	0	0	0	0	0	0	0	0
Fraud Offenses	1	1	11	2	0	0	57	21	8	0	0	0	77	24
Gambling Offenses	1	0	0	0	0	0	0	0	0	0	0	0	1	0
Homicide Offenses	0	0	3	2	0	0	0	0	0	0	0	0	3	2
Human Trafficking	0	0	0	0	0	0	0	0	0	0	0	0	0	0
Kidnapping/Abduction	0	0	5	4	0	0	0	0	0	0	0	0	5	4
Larceny/Theft Offenses	17	5	82	9	0	0	410	235	23	3	0	0	532	252
Motor Vehicle Theft	7	4	21	0	0	0	32	1	1	0	0	0	61	5
Pornography/Obscene Material	1	0	2	0	0	0	0	0	1	0	0	0	4	0
Prostitution Offenses	0	0	0	0	0	0	0	0	0	0	0	0	0	0
Robbery	0	0	1	1	0	0	4	4	1	0	0	0	6	5
Sex Offenses, Forcible	8	4	10	8	0	0	5	2	1	0	0	0	24	14
Sex Offenses, Nonforcible	1	1	0	0	0	0	0	0	1	0	0	0	2	1
Stolen Property Offenses (Receiving, etc.)	5	1	9	2	0	0	10	7	1	1	0	0	25	11
Weapon Law Violations	3	3	9	5	0	0	41	38	11	11	0	0	64	57
<b>Total</b>	<b>228</b>	<b>114</b>	<b>417</b>	<b>155</b>	<b>0</b>	<b>0</b>	<b>1523</b>	<b>1065</b>	<b>167</b>	<b>117</b>	<b>5</b>	<b>5</b>	<b>2340</b>	<b>1456</b>



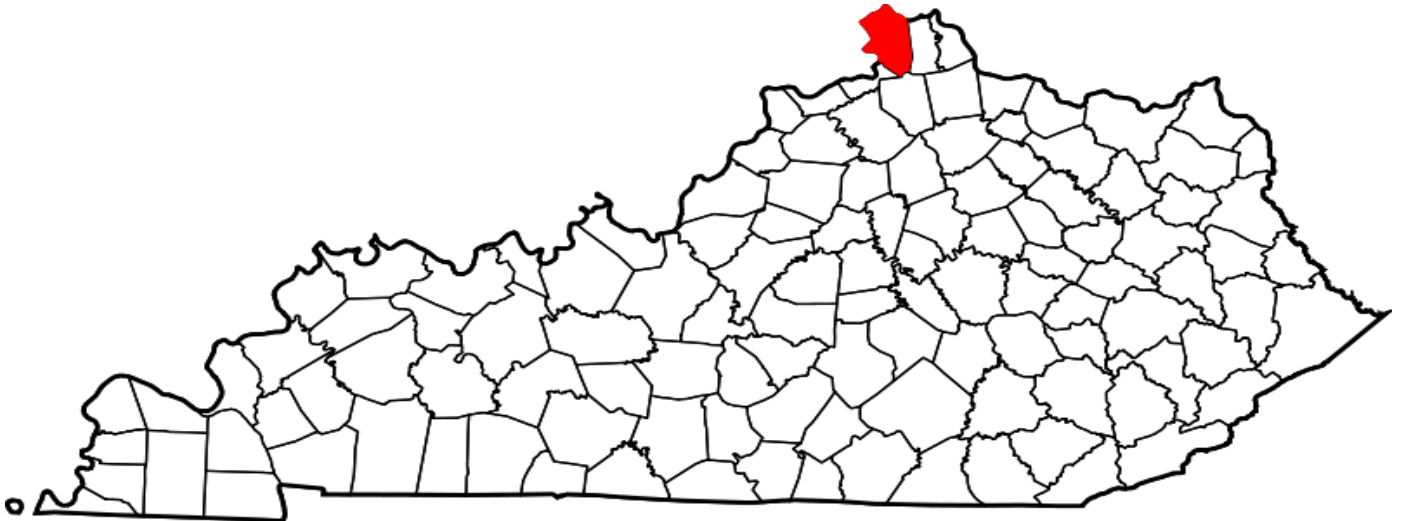
## Boone County

**A CRIME IS COMMITTED IN BOONE COUNTY  
APPROXIMATELY EVERY 60 MINUTES**

### FULL TIME SWORN LAW ENFORCEMENT EMPLOYEES

Agency	Male	Female	Total
STATE POLICE	1005	22	1027
BOONE COUNTY SHERIFF'S OFFICE	144	9	153
FLORENCE POLICE DEPARTMENT	59	5	64
CINCINNATI NORTHERN KY AIRPORT PD	47	3	50

\*\*Kentucky State Police Troopers may be assigned to multiple counties per post.



County Seat: Burlington  
Population: 130,728  
Registered Sex Offenders: 127

## BOONE COUNTY

<b>Group A Offenses</b>	<b>State Police</b>		<b>Sheriff</b>		<b>Florence PD</b>		<b>Cin-N KY Airport PD</b>		<b>All Other Agencies</b>		<b>Total</b>		
By Category	Offenses		Offenses		Offenses		Offenses		Offenses		Offenses		
	Reported	Cleared	Reported	Cleared	Reported	Cleared	Reported	Cleared	Reported	Cleared	Reported	Cleared	
Animal Cruelty	0	0	1	1	1	0	0	0	0	0	0	2	1
Arson	0	0	1	0	7	2	0	0	0	0	0	8	2
Assault Offenses	2	0	718	564	287	131	4	4	0	0	0	1011	699
Bribery	0	0	0	0	1	1	0	0	0	0	0	1	1
Burglary/Breaking and Entering	0	0	142	32	108	34	2	2	0	0	0	252	68
Counterfeiting/Forgery	0	0	60	32	85	51	90	89	0	0	0	235	172
Destruction/Damage/Vandalism Of Property	2	0	382	117	271	54	4	1	0	0	0	659	172
Drug/Narcotic Offenses	8	0	541	508	507	484	118	112	31	28	0	1205	1132
Extortion/Blackmail	0	0	1	0	0	0	0	0	0	0	0	1	0
Fraud Offenses	1	0	208	114	252	134	82	73	2	0	0	545	321
Gambling Offenses	0	0	1	0	0	0	0	0	0	0	0	1	0
Homicide Offenses	0	0	2	2	3	1	0	0	0	0	0	5	3
Human Trafficking	0	0	0	0	0	0	0	0	0	0	0	0	0
Kidnapping/Abduction	0	0	5	2	6	5	0	0	0	0	0	11	7
Larceny/Theft Offenses	0	0	750	202	1,212	636	60	29	0	0	0	2022	867
Motor Vehicle Theft	0	0	113	48	84	28	36	9	0	0	0	233	85
Pornography/Obscene Material	0	0	840	832	4	4	0	0	0	0	0	844	836
Prostitution Offenses	0	0	0	0	43	43	0	0	0	0	0	43	43
Robbery	0	0	10	5	20	9	0	0	0	0	0	30	14
Sex Offenses, Forcible	3	0	87	68	47	32	0	0	0	0	0	137	100
Sex Offenses, Nonforcible	0	0	7	7	2	2	0	0	0	0	0	9	9
Stolen Property Offenses (Receiving, etc.)	4	0	48	32	79	61	12	5	1	1	0	144	99
Weapon Law Violations	0	0	26	26	18	18	26	25	2	1	0	72	70
<b>Total</b>	<b>20</b>	<b>0</b>	<b>3943</b>	<b>2592</b>	<b>3037</b>	<b>1730</b>	<b>434</b>	<b>349</b>	<b>36</b>	<b>30</b>	<b>0</b>	<b>7470</b>	<b>4701</b>

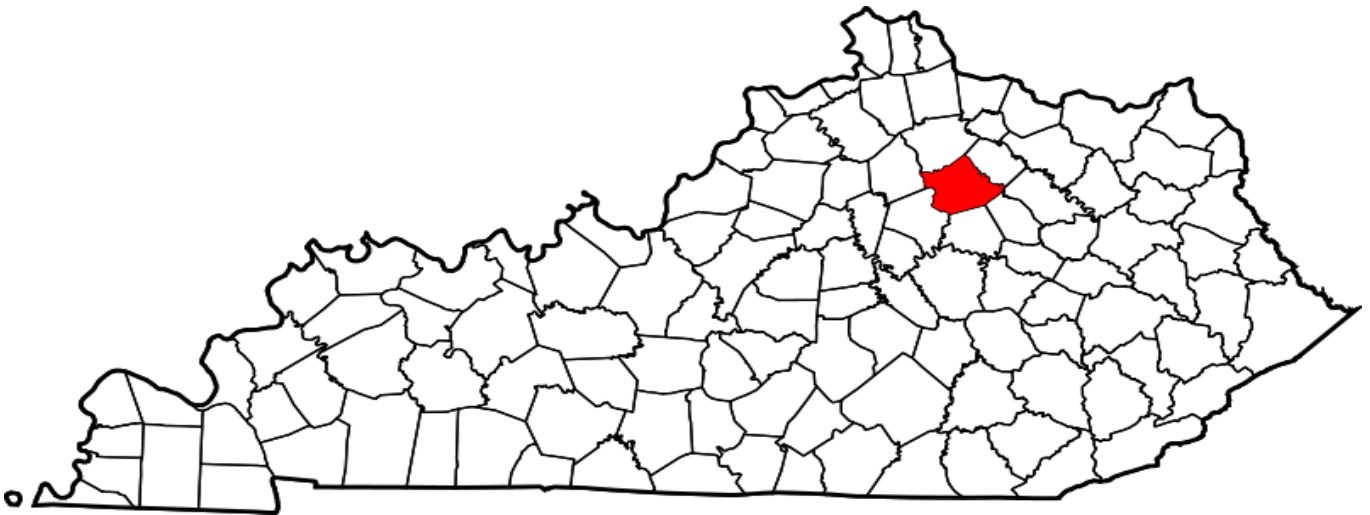
## ***Bourbon County***

**A CRIME IS COMMITTED IN BOURBON COUNTY  
APPROXIMATELY EVERY 9 HOURS**

### **FULL TIME SWORN LAW ENFORCEMENT EMPLOYEES**

<b>Agency</b>	<b>Male</b>	<b>Female</b>	<b>Total</b>
STATE POLICE	1005	22	<b>1027</b>
BOURBON COUNTY SHERIFF'S OFFICE	9	0	<b>9</b>
MILLERSBURG POLICE DEPARTMENT	1	0	<b>1</b>
PARIS POLICE DEPARTMENT	22	0	<b>22</b>

\*\*Kentucky State Police Troopers may be assigned to multiple counties per post.



County Seat: Paris  
Population: 20,029  
Registered Sex Offenders: 16

## BOURBON COUNTY

Group A Offenses	State Police		Sheriff		Paris PD		Millersburg PD		All Other Agencies		Total	
By Category	Offenses		Offenses		Offenses		Offenses		Offenses		Offenses	
	Reported	Cleared	Reported	Cleared	Reported	Cleared	Reported	Cleared	Reported	Cleared	Reported	Cleared
Animal Cruelty	0	0	0	0	0	0	0	0	0	0	0	0
Arson	4	0	0	0	1	0	0	0	0	0	5	0
Assault Offenses	12	10	10	6	184	122	3	0	0	0	209	138
Bribery	0	0	0	0	0	0	0	0	0	0	0	0
Burglary/Breaking and Entering	4	0	15	1	43	2	5	0	0	0	67	3
Counterfeiting/Forgery	0	0	0	0	37	11	1	0	0	0	38	11
Destruction/Damage/Vandalism Of Property	5	4	7	2	42	6	2	1	0	0	56	13
Drug/Narcotic Offenses	23	13	17	6	164	139	0	0	21	21	225	179
Extortion/Blackmail	0	0	0	0	0	0	0	0	0	0	0	0
Fraud Offenses	1	0	9	0	31	6	3	0	0	0	44	6
Gambling Offenses	0	0	0	0	0	0	0	0	0	0	0	0
Homicide Offenses	1	1	0	0	0	0	0	0	0	0	1	1
Human Trafficking	0	0	0	0	0	0	0	0	0	0	0	0
Kidnapping/Abduction	0	0	0	0	4	3	0	0	0	0	4	3
Larceny/Theft Offenses	5	0	36	4	177	73	9	1	0	0	227	78
Motor Vehicle Theft	2	1	6	1	10	2	1	0	0	0	19	4
Pornography/Obscene Material	0	0	1	0	0	0	0	0	0	0	1	0
Prostitution Offenses	0	0	0	0	1	0	0	0	0	0	1	0
Robbery	1	0	0	0	5	4	0	0	0	0	6	4
Sex Offenses, Forcible	5	2	1	1	7	2	0	0	0	0	13	5
Sex Offenses, Nonforcible	0	0	0	0	0	0	0	0	0	0	0	0
Stolen Property Offenses (Receiving, etc.)	0	0	3	1	8	7	3	0	0	0	14	8
Weapon Law Violations	1	1	0	0	20	15	0	0	0	0	21	16
<b>Total</b>	<b>64</b>	<b>32</b>	<b>105</b>	<b>22</b>	<b>734</b>	<b>392</b>	<b>27</b>	<b>2</b>	<b>21</b>	<b>21</b>	<b>951</b>	<b>469</b>

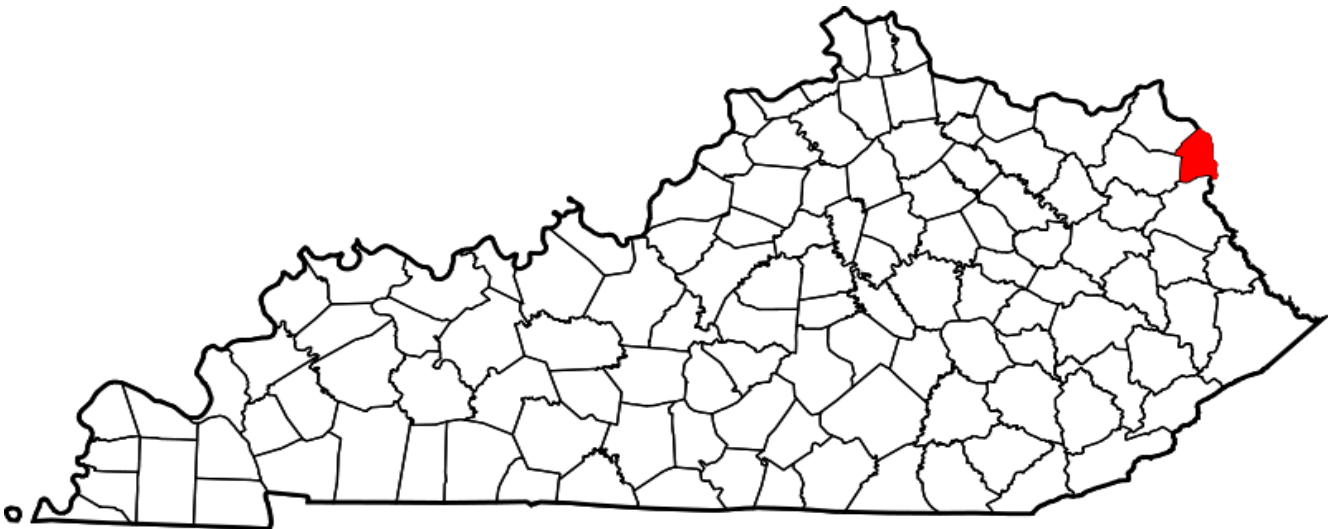
## Boyd County

**A CRIME IS COMMITTED IN BOYD COUNTY  
APPROXIMATELY EVERY 2 HOURS**

### FULL TIME SWORN LAW ENFORCEMENT EMPLOYEES

Agency	Male	Female	Total
STATE POLICE	1005	22	1027
BOYD COUNTY SHERIFF'S OFFICE	27	0	27
ASHLAND POLICE DEPARTMENT	41	1	42
CATLETTSBURG POLICE DEPARTMENT	8	0	8

\*\*Kentucky State Police Troopers may be assigned to multiple counties per post.



County Seat: Catlettsburg  
Population: 47,979  
Registered Sex Offenders: 97

## BOYD COUNTY

Group A Offenses	State Police		Sheriff		Ashland PD		Catlettsburg PD		All Other Agencies		Total		
By Category	Offenses		Offenses		Offenses		Offenses		Offenses		Offenses		
	Reported	Cleared	Reported	Cleared	Reported	Cleared	Reported	Cleared	Reported	Cleared	Reported	Cleared	
Animal Cruelty	0	0	1	1	2	0	0	0	0	0	0	3	1
Arson	0	0	0	0	2	1	0	0	0	0	0	2	1
Assault Offenses	20	11	114	69	251	175	17	9	0	0	0	402	264
Bribery	0	0	0	0	2	2	0	0	0	0	0	2	2
Burglary/Breaking and Entering	8	0	65	14	129	28	11	0	0	0	0	213	42
Counterfeiting/Forgery	5	2	6	2	70	11	1	0	0	0	0	82	15
Destruction/Damage/Vandalism Of Property	7	2	32	9	140	24	8	2	0	0	0	187	37
Drug/Narcotic Offenses	67	25	135	80	618	529	73	64	0	0	0	893	698
Extortion/Blackmail	0	0	0	0	0	0	0	0	0	0	0	0	0
Fraud Offenses	7	5	47	2	92	21	5	0	1	0	0	152	28
Gambling Offenses	0	0	0	0	0	0	0	0	0	0	0	0	0
Homicide Offenses	4	3	2	1	4	2	0	0	0	0	0	10	6
Human Trafficking	0	0	0	0	0	0	0	0	0	0	0	0	0
Kidnapping/Abduction	2	2	1	1	4	3	0	0	0	0	0	7	6
Larceny/Theft Offenses	32	13	143	19	700	248	22	5	0	0	0	897	285
Motor Vehicle Theft	7	4	32	4	47	11	4	1	0	0	0	90	20
Pornography/Obscene Material	2	2	1	1	9	4	0	0	0	0	0	12	7
Prostitution Offenses	0	0	0	0	3	0	0	0	0	0	0	3	0
Robbery	0	0	3	0	6	3	1	0	0	0	0	10	3
Sex Offenses, Forcible	14	9	12	3	26	8	0	0	0	0	0	52	20
Sex Offenses, Nonforcible	1	1	0	0	1	1	0	0	0	0	0	2	2
Stolen Property Offenses (Receiving, etc.)	5	3	11	6	32	17	1	0	0	0	0	49	26
Weapon Law Violations	2	2	3	3	20	18	0	0	0	0	0	25	23
<b>Total</b>	<b>183</b>	<b>84</b>	<b>608</b>	<b>215</b>	<b>2158</b>	<b>1106</b>	<b>143</b>	<b>81</b>	<b>1</b>	<b>0</b>	<b>0</b>	<b>3093</b>	<b>1486</b>

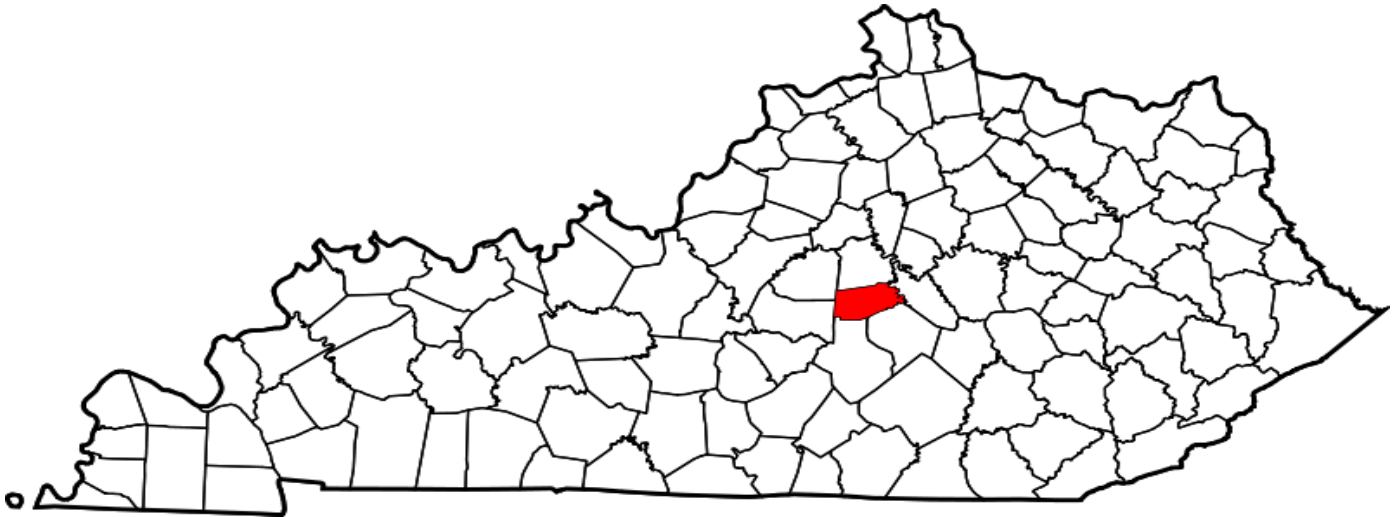
## Boyle County

**A CRIME IS COMMITTED IN BOYLE COUNTY  
APPROXIMATELY EVERY 5 HOURS**

### FULL TIME SWORN LAW ENFORCEMENT EMPLOYEES

Agency	Male	Female	Total
STATE POLICE	1005	22	1027
BOYLE COUNTY SHERIFF'S OFFICE	16	0	16
DANVILLE POLICE DEPARTMENT	27	4	31
JUNCTION CITY POLICE DEPARTMENT	3	0	3
PERRYVILLE POLICE DEPARTMENT	1	0	1

\*\*Kentucky State Police Troopers may be assigned to multiple counties per post.



County Seat: Danville  
Population: 29,924  
Registered Sex Offenders: 50

## BOYLE COUNTY

Group A Offenses	State Police		Sheriff		Danville PD		Junction City PD		Perryville PD		All Other Agencies		Total	
By Category	Offenses		Offenses		Offenses		Offenses		Offenses		Offenses		Offenses	
	Reported	Cleared	Reported	Cleared	Reported	Cleared	Reported	Cleared	Reported	Cleared	Reported	Cleared	Reported	Cleared
Animal Cruelty	0	0	1	1	1	0	0	0	0	0	0	0	2	1
Arson	3	0	0	0	3	0	0	0	0	0	0	0	6	0
Assault Offenses	4	4	35	23	165	105	7	3	0	0	0	0	211	135
Bribery	0	0	0	0	0	0	0	0	0	0	0	0	0	0
Burglary/Breaking and Entering	2	1	20	6	81	18	3	0	0	0	0	0	106	25
Counterfeiting/Forgery	0	0	4	2	10	4	1	0	2	2	0	0	17	8
Destruction/Damage/Vandalism Of Property	0	0	10	6	90	21	2	1	0	0	0	0	102	28
Drug/Narcotic Offenses	12	7	323	135	395	313	0	0	0	0	0	0	730	455
Extortion/Blackmail	0	0	0	0	0	0	0	0	0	0	0	0	0	0
Fraud Offenses	0	0	12	4	65	14	0	0	0	0	0	0	77	18
Gambling Offenses	0	0	0	0	0	0	0	0	0	0	0	0	0	0
Homicide Offenses	1	1	0	0	0	0	0	0	0	0	0	0	1	1
Human Trafficking	0	0	0	0	0	0	0	0	0	0	0	0	0	0
Kidnapping/Abduction	0	0	1	1	5	5	0	0	0	0	0	0	6	6
Larceny/Theft Offenses	6	2	18	5	224	65	5	0	0	0	0	0	253	72
Motor Vehicle Theft	2	1	9	0	32	4	0	0	0	0	0	0	43	5
Pornography/Obscene Material	3	1	0	0	5	0	0	0	0	0	0	0	8	1
Prostitution Offenses	0	0	0	0	0	0	0	0	0	0	0	0	0	0
Robbery	1	1	0	0	8	4	0	0	0	0	0	0	9	5
Sex Offenses, Forcible	7	5	2	1	21	5	0	0	0	0	0	0	30	11
Sex Offenses, Nonforcible	0	0	1	0	1	0	0	0	0	0	0	0	2	0
Stolen Property Offenses (Receiving, etc.)	1	0	6	5	21	14	0	0	0	0	0	0	28	19
Weapon Law Violations	1	1	11	10	27	17	0	0	0	0	0	0	39	28
<b>Total</b>	<b>43</b>	<b>24</b>	<b>453</b>	<b>199</b>	<b>1154</b>	<b>589</b>	<b>18</b>	<b>4</b>	<b>2</b>	<b>2</b>	<b>0</b>	<b>0</b>	<b>1670</b>	<b>818</b>



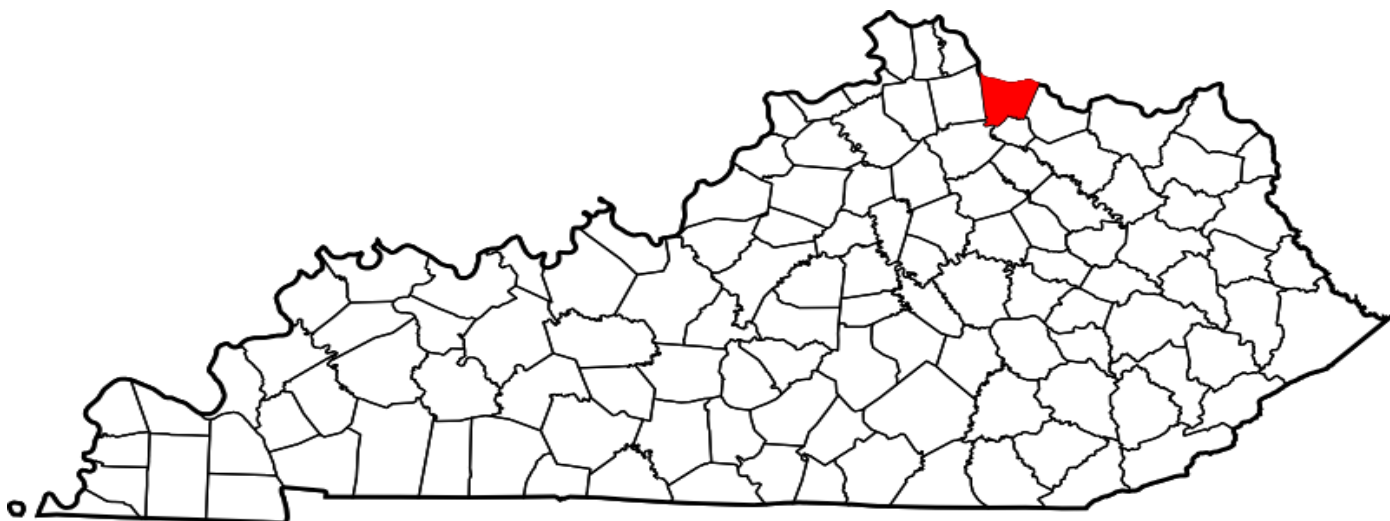
## **Bracken County**

**A CRIME IS COMMITTED IN BRACKEN COUNTY  
APPROXIMATELY EVERY 1.5 DAYS**

### **FULL TIME SWORN LAW ENFORCEMENT EMPLOYEES**

<b>Agency</b>	<b>Male</b>	<b>Female</b>	<b>Total</b>
STATE POLICE	1005	22	<b>1027</b>
BRACKEN COUNTY SHERIFF'S OFFICE	5	0	<b>5</b>
AUGUSTA POLICE DEPARTMENT	3	0	<b>3</b>

\*\*Kentucky State Police Troopers may be assigned to multiple counties per post.



County Seat: Brooksville  
Population: 8,267  
Registered Sex Offenders: 24

## BRACKEN COUNTY

Group A Offenses	State Police		Sheriff		Augusta PD		All Other Agencies		Total	
By Category	Offenses		Offenses		Offenses		Offenses		Offenses	
	Reported	Cleared	Reported	Cleared	Reported	Cleared	Reported	Cleared	Reported	Cleared
Animal Cruelty	0	0	0	0	0	0	0	0	0	0
Arson	1	0	0	0	0	0	0	0	1	0
Assault Offenses	6	6	23	12	13	2	0	0	42	20
Bribery	0	0	0	0	0	0	0	0	0	0
Burglary/Breaking and Entering	1	0	15	3	3	0	0	0	19	3
Counterfeiting/Forgery	0	0	1	0	0	0	0	0	1	0
Destruction/Damage/Vandalism Of Property	1	0	1	1	11	2	0	0	13	3
Drug/Narcotic Offenses	2	2	23	22	23	18	0	0	48	42
Extortion/Blackmail	0	0	0	0	0	0	0	0	0	0
Fraud Offenses	1	0	7	0	5	0	0	0	13	0
Gambling Offenses	0	0	0	0	0	0	0	0	0	0
Homicide Offenses	1	1	0	0	0	0	0	0	1	1
Human Trafficking	0	0	0	0	0	0	0	0	0	0
Kidnapping/Abduction	0	0	2	0	0	0	0	0	2	0
Larceny/Theft Offenses	7	3	24	5	12	0	0	0	43	8
Motor Vehicle Theft	0	0	8	3	1	1	0	0	9	4
Pornography/Obscene Material	5	0	2	0	0	0	0	0	7	0
Prostitution Offenses	0	0	0	0	0	0	0	0	0	0
Robbery	0	0	0	0	0	0	0	0	0	0
Sex Offenses, Forcible	13	5	0	0	0	0	0	0	13	5
Sex Offenses, Nonforcible	2	0	0	0	0	0	0	0	2	0
Stolen Property Offenses (Receiving, etc.)	0	0	4	1	2	1	0	0	6	2
Weapon Law Violations	0	0	3	1	0	0	0	0	3	1
<b>Total</b>	<b>40</b>	<b>17</b>	<b>113</b>	<b>48</b>	<b>70</b>	<b>24</b>	<b>0</b>	<b>0</b>	<b>223</b>	<b>89</b>

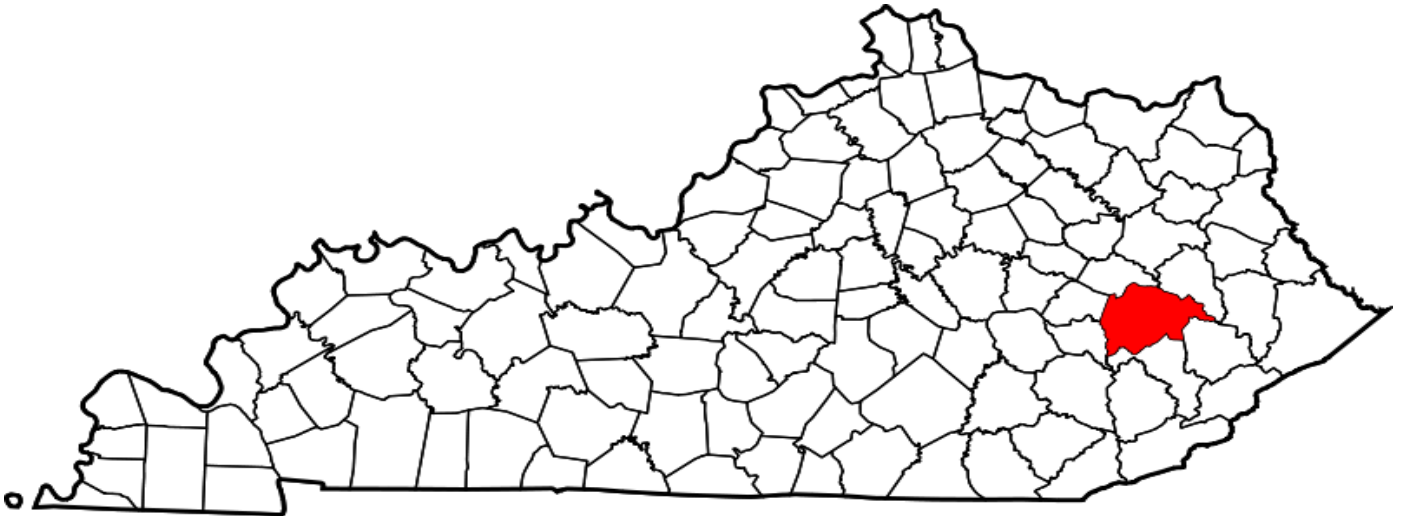
## Breathitt County

**A CRIME IS COMMITTED IN BREATHITT COUNTY  
APPROXIMATELY EVERY 18 HOURS**

### FULL TIME SWORN LAW ENFORCEMENT EMPLOYEES

Agency	Male	Female	Total
STATE POLICE	1005	22	1027
BREATHITT COUNTY SHERIFF'S OFFICE	2	0	2
JACKSON POLICE DEPARTMENT	9	0	9

\*\*Kentucky State Police Troopers may be assigned to multiple counties per post.



County Seat: Jackson  
Population: 12,946  
Registered Sex Offenders: 15

**BREATHITT  
COUNTY**

<b>Group A Offenses</b>	<b>State Police</b>		<b>Sheriff</b>		<b>Jackson PD</b>		<b>All Other Agencies</b>		<b>Total</b>	
By Category	Offenses		Offenses		Offenses		Offenses		Offenses	
	Reported	Cleared	Reported	Cleared	Reported	Cleared	Reported	Cleared	Reported	Cleared
Animal Cruelty	0	0	0	0	0	0	0	0	0	0
Arson	0	0	0	0	0	0	0	0	0	0
Assault Offenses	53	41	0	0	26	21	0	0	79	62
Bribery	0	0	0	0	0	0	0	0	0	0
Burglary/Breaking and Entering	18	3	0	0	10	1	0	0	28	4
Counterfeiting/Forgery	0	0	0	0	1	0	0	0	1	0
Destruction/Damage/Vandalism Of Property	16	6	0	0	10	6	0	0	26	12
Drug/Narcotic Offenses	161	124	0	0	53	43	0	0	214	167
Extortion/Blackmail	0	0	0	0	0	0	0	0	0	0
Fraud Offenses	5	4	0	0	1	0	0	0	6	4
Gambling Offenses	0	0	0	0	0	0	0	0	0	0
Homicide Offenses	1	1	0	0	0	0	0	0	1	1
Human Trafficking	0	0	0	0	0	0	0	0	0	0
Kidnapping/Abduction	2	1	0	0	1	0	0	0	3	1
Larceny/Theft Offenses	19	7	1	0	47	25	1	0	68	32
Motor Vehicle Theft	19	4	0	0	1	0	0	0	20	4
Pornography/Obscene Material	2	2	0	0	0	0	0	0	2	2
Prostitution Offenses	0	0	0	0	0	0	0	0	0	0
Robbery	0	0	0	0	0	0	0	0	0	0
Sex Offenses, Forcible	8	4	0	0	2	2	0	0	10	6
Sex Offenses, Nonforcible	0	0	0	0	0	0	0	0	0	0
Stolen Property Offenses (Receiving, etc.)	3	3	0	0	4	4	0	0	7	7
Weapon Law Violations	11	11	0	0	6	2	0	0	17	13
<b>Total</b>	<b>318</b>	<b>211</b>	<b>1</b>	<b>0</b>	<b>162</b>	<b>104</b>	<b>1</b>	<b>0</b>	<b>482</b>	<b>315</b>

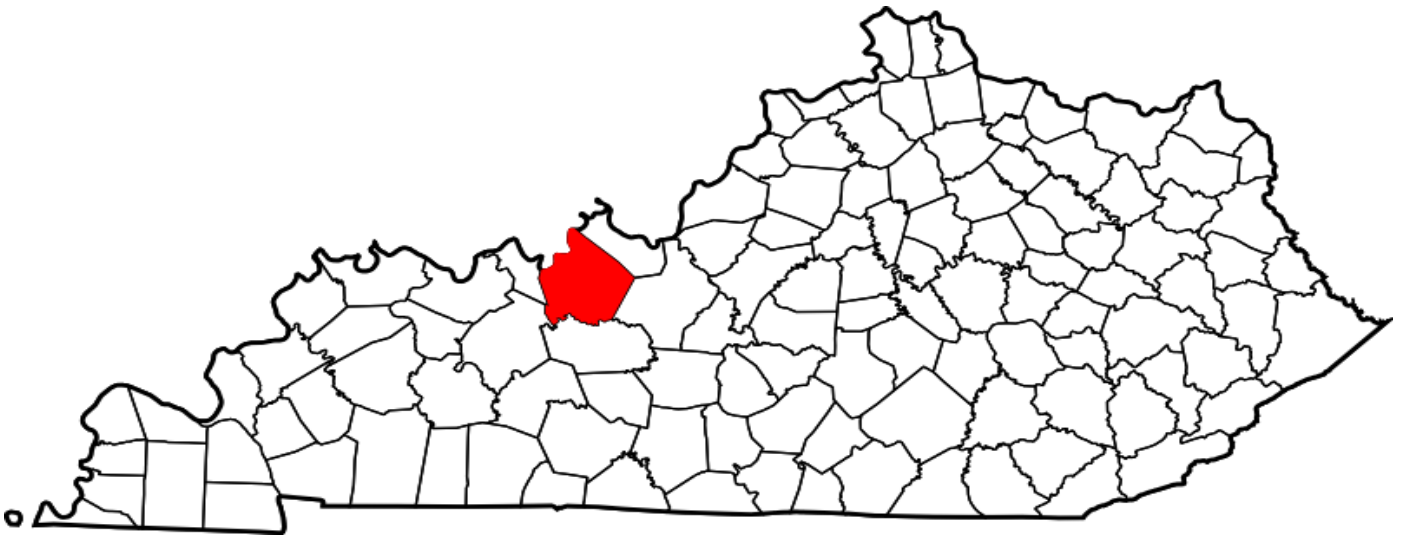
## Breckinridge County

**A CRIME IS COMMITTED IN BRECKINRIDGE COUNTY  
APPROXIMATELY EVERY 24 HOURS**

### FULL TIME SWORN LAW ENFORCEMENT EMPLOYEES

Agency	Male	Female	Total
STATE POLICE	1005	22	1027
BRECKINRIDGE COUNTY SHERIFF'S OFFICE	13	0	13
CLOVERPORT POLICE DEPARTMENT	1	0	1
HARDINSBURG POLICE DEPARTMENT	5	0	5
IRVINGTON POLICE DEPARTMENT	4	0	4

\*\*Kentucky State Police Troopers may be assigned to multiple counties per post.



County Seat: Hardinsburg  
Population: 20,111  
Registered Sex Offenders: 65

**BRECKINRIDGE  
COUNTY**

<b>Group A Offenses</b>	<b>State Police</b>		<b>Sheriff</b>		<b>Cloverport PD</b>		<b>Hardinsburg PD</b>		<b>Irvington PD</b>		<b>All Other Agencies</b>		<b>Total</b>	
By Category	Offenses		Offenses		Offenses		Offenses		Offenses		Offenses		Offenses	
	Reported	Cleared	Reported	Cleared	Reported	Cleared	Reported	Cleared	Reported	Cleared	Reported	Cleared	Reported	Cleared
Animal Cruelty	0	0	0	0	0	0	0	0	0	0	0	0	0	0
Arson	0	0	0	0	2	0	0	0	0	0	0	0	2	0
Assault Offenses	1	1	9	6	6	5	2	2	8	5	0	0	26	19
Bribery	0	0	0	0	0	0	0	0	0	0	0	0	0	0
Burglary/Breaking and Entering	0	0	2	0	5	4	7	0	2	0	0	0	16	4
Counterfeiting/Forgery	1	1	0	0	1	0	0	0	0	0	0	0	2	1
Destruction/Damage/Vandalism Of Property	0	0	2	2	4	3	2	0	5	2	0	0	13	7
Drug/Narcotic Offenses	29	12	22	17	2	2	7	7	63	63	5	0	128	101
Extortion/Blackmail	0	0	0	0	0	0	0	0	0	0	0	0	0	0
Fraud Offenses	0	0	2	1	0	0	2	1	0	0	0	0	4	2
Gambling Offenses	1	0	0	0	0	0	0	0	3	3	0	0	4	3
Homicide Offenses	4	4	0	0	0	0	0	0	0	0	0	0	4	4
Human Trafficking	0	0	0	0	0	0	0	0	0	0	0	0	0	0
Kidnapping/Abduction	0	0	0	0	0	0	0	0	0	0	0	0	0	0
Larceny/Theft Offenses	3	1	12	5	10	4	10	1	6	3	0	0	41	14
Motor Vehicle Theft	0	0	4	0	0	0	2	1	1	0	0	0	7	1
Pornography/Obscene Material	0	0	0	0	0	0	0	0	0	0	0	0	0	0
Prostitution Offenses	0	0	0	0	0	0	0	0	0	0	0	0	0	0
Robbery	0	0	0	0	0	0	0	0	0	0	0	0	0	0
Sex Offenses, Forcible	6	3	2	2	0	0	0	0	0	0	0	0	8	5
Sex Offenses, Nonforcible	0	0	2	2	0	0	0	0	0	0	0	0	2	2
Stolen Property Offenses (Receiving, etc.)	0	0	3	1	0	0	0	0	2	1	0	0	5	2
Weapon Law Violations	3	3	4	2	1	1	0	0	3	3	0	0	11	9
<b>Total</b>	<b>48</b>	<b>25</b>	<b>64</b>	<b>38</b>	<b>31</b>	<b>19</b>	<b>32</b>	<b>12</b>	<b>93</b>	<b>80</b>	<b>5</b>	<b>0</b>	<b>273</b>	<b>174</b>

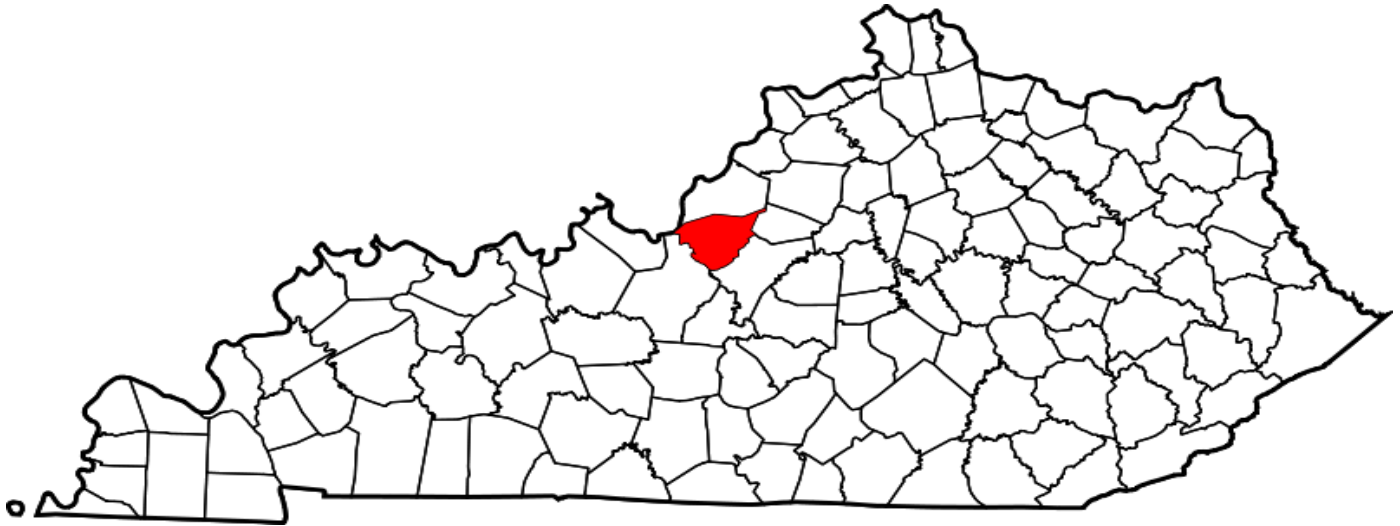
## ***Bullitt County***

**A CRIME IS COMMITTED IN BULLITT COUNTY  
APPROXIMATELY EVERY 3 HOURS**

### **FULL TIME SWORN LAW ENFORCEMENT EMPLOYEES**

Agency	Male	Female	Total
STATE POLICE	1005	22	1027
BULLITT COUNTY SHERIFF'S OFFICE	47	2	49
HILLVIEW POLICE DEPARTMENT	15	1	16
LEBANON JUNCTION POLICE DEPARTMENT	4	0	4
MT. WASHINGTON POLICE DEPARTMENT	18	1	19
PIONEER VILLAGE POLICE DEPARTMENT	5	0	5
SHEPHERDSVILLE POLICE DEPARTMENT	28	1	29

\*\*Kentucky State Police Troopers may be assigned to multiple counties per post.



County Seat: Shepherdsville  
Population: 80,246  
Registered Sex Offenders: 102

## BULLITT COUNTY

Group A Offenses	State Police		Sheriff		Shepherdsville PD		Lebanon Junction		Mt. Washington PD	
By Category	Offenses		Offenses		Offenses		Offenses		Offenses	
	Reported	Cleared	Reported	Cleared	Reported	Cleared	Reported	Cleared	Reported	Cleared
Animal Cruelty	0	0	6	5	0	0	0	0	1	1
Arson	0	0	0	0	1	0	0	0	2	1
Assault Offenses	10	8	120	33	116	70	6	4	101	71
Bribery	0	0	1	1	0	0	0	0	0	0
Burglary/Breaking and Entering	0	0	105	4	51	11	11	0	30	2
Counterfeiting/Forgery	3	1	24	3	61	6	0	0	10	3
Destruction/Damage/Vandalism Of Property	2	1	85	7	54	9	1	1	43	5
Drug/Narcotic Offenses	47	43	112	100	31	29	0	0	123	119
Extortion/Blackmail	0	0	1	0	1	0	0	0	0	0
Fraud Offenses	2	1	50	2	31	4	0	0	53	12
Gambling Offenses	0	0	0	0	0	0	0	0	0	0
Homicide Offenses	0	0	1	1	0	0	0	0	2	1
Human Trafficking	0	0	1	0	0	0	0	0	0	0
Kidnapping/Abduction	0	0	5	2	1	1	0	0	6	3
Larceny/Theft Offenses	2	0	248	7	199	22	3	0	116	12
Motor Vehicle Theft	1	0	71	2	49	9	2	0	19	1
Pornography/Obscene Material	0	0	1	0	9	4	0	0	3	2
Prostitution Offenses	0	0	0	0	0	0	0	0	0	0
Robbery	0	0	3	0	7	3	0	0	2	0
Sex Offenses, Forcible	3	0	40	4	21	5	0	0	7	3
Sex Offenses, Nonforcible	1	0	1	0	2	0	0	0	0	0
Stolen Property Offenses (Receiving, etc.)	3	1	40	16	41	29	0	0	11	6
Weapon Law Violations	7	7	6	4	2	2	0	0	21	20
<b>Total</b>	<b>81</b>	<b>62</b>	<b>921</b>	<b>191</b>	<b>677</b>	<b>204</b>	<b>23</b>	<b>5</b>	<b>550</b>	<b>262</b>



**BULLITT  
COUNTY**

<b>Group A Offenses</b>	<b>Pioneer Village PD</b>		<b>Hillview PD</b>		<b>All Other Agencies</b>		<b>-</b>		<b>Total</b>	
By Category	Offenses		Offenses		Offenses		Offenses		Offenses	
	Reported	Cleared	Reported	Cleared	Reported	Cleared	Reported	Cleared	Reported	Cleared
Animal Cruelty	0	0	0	0	0	0			7	6
Arson	0	0	0	0	0	0			3	1
Assault Offenses	8	3	17	2	1	1			379	192
Bribery	0	0	1	1	0	0			2	2
Burglary/Breaking and Entering	2	0	10	0	0	0			209	17
Counterfeiting/Forgery	1	1	5	2	0	0			104	16
Destruction/Damage/Vandalism Of Property	6	2	16	5	0	0			207	30
Drug/Narcotic Offenses	1	0	0	0	12	6			326	297
Extortion/Blackmail	0	0	0	0	0	0			2	0
Fraud Offenses	7	1	10	2	2	2			155	24
Gambling Offenses	0	0	0	0	0	0			0	0
Homicide Offenses	0	0	0	0	0	0			3	2
Human Trafficking	0	0	0	0	0	0			1	0
Kidnapping/Abduction	0	0	0	0	0	0			12	6
Larceny/Theft Offenses	17	3	112	7	0	0			697	51
Motor Vehicle Theft	3	0	17	0	0	0			162	12
Pornography/Obscene Material	0	0	2	0	0	0			15	6
Prostitution Offenses	0	0	0	0	0	0			0	0
Robbery	1	0	2	1	0	0			15	4
Sex Offenses, Forcible	0	0	10	0	0	0			81	12
Sex Offenses, Nonforcible	0	0	0	0	0	0			4	0
Stolen Property Offenses (Receiving, etc.)	2	2	13	6	1	0			111	60
Weapon Law Violations	1	1	0	0	0	0			37	34
<b>Total</b>	<b>49</b>	<b>13</b>	<b>215</b>	<b>26</b>	<b>16</b>	<b>9</b>	<b>0</b>	<b>0</b>	<b>2532</b>	<b>772</b>

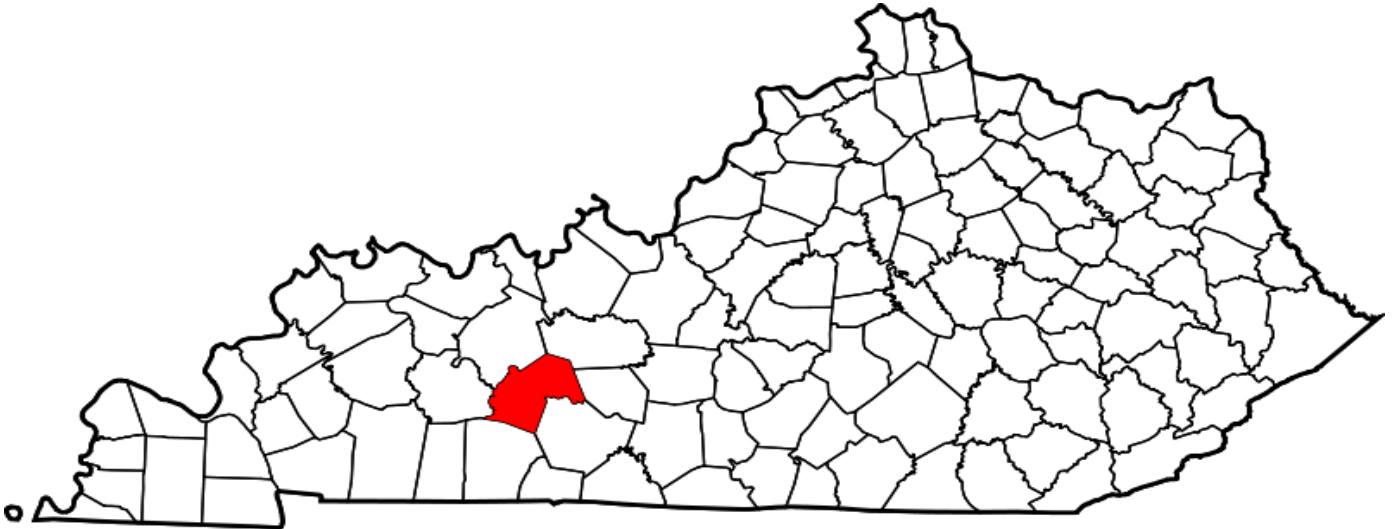
## Butler County

**A CRIME IS COMMITTED IN BUTLER COUNTY  
APPROXIMATELY EVERY 24 HOURS**

### FULL TIME SWORN LAW ENFORCEMENT EMPLOYEES

Agency	Male	Female	Total
STATE POLICE	1005	22	1027
BUTLER COUNTY SHERIFF'S OFFICE	8	0	8
MORGANTOWN POLICE DEPARTMENT	6	0	6

\*\*Kentucky State Police Troopers may be assigned to multiple counties per post.



County Seat: Morgantown  
Population: 12,831  
Registered Sex Offenders: 30

## BUTLER COUNTY

Group A Offenses	State Police		Sheriff		Morgantown PD		All Other Agencies		Total	
By Category	Offenses		Offenses		Offenses		Offenses		Offenses	
	Reported	Cleared	Reported	Cleared	Reported	Cleared	Reported	Cleared	Reported	Cleared
Animal Cruelty	0	0	0	0	1	0	0	0	1	0
Arson	1	0	0	0	0	0	0	0	1	0
Assault Offenses	7	7	7	6	12	6	1	1	27	20
Bribery	0	0	0	0	0	0	0	0	0	0
Burglary/Breaking and Entering	1	1	20	1	11	0	0	0	32	2
Counterfeiting/Forgery	0	0	15	10	4	2	0	0	19	12
Destruction/Damage/Vandalism Of Property	2	2	8	2	3	1	0	0	13	5
Drug/Narcotic Offenses	14	12	45	17	29	21	6	6	94	56
Extortion/Blackmail	0	0	0	0	0	0	0	0	0	0
Fraud Offenses	1	0	0	0	3	0	0	0	4	0
Gambling Offenses	0	0	0	0	0	0	0	0	0	0
Homicide Offenses	2	2	0	0	0	0	0	0	2	2
Human Trafficking	0	0	0	0	0	0	0	0	0	0
Kidnapping/Abduction	0	0	0	0	0	0	0	0	0	0
Larceny/Theft Offenses	6	3	42	3	7	0	0	0	55	6
Motor Vehicle Theft	2	1	7	0	0	0	0	0	9	1
Pornography/Obscene Material	0	0	0	0	0	0	0	0	0	0
Prostitution Offenses	1	1	0	0	0	0	0	0	1	1
Robbery	0	0	0	0	0	0	0	0	0	0
Sex Offenses, Forcible	20	1	0	0	0	0	0	0	20	1
Sex Offenses, Nonforcible	0	0	0	0	0	0	0	0	0	0
Stolen Property Offenses (Receiving, etc.)	1	0	3	3	1	1	0	0	5	4
Weapon Law Violations	1	1	0	0	2	2	0	0	3	3
<b>Total</b>	<b>59</b>	<b>31</b>	<b>147</b>	<b>42</b>	<b>73</b>	<b>33</b>	<b>7</b>	<b>7</b>	<b>286</b>	<b>113</b>

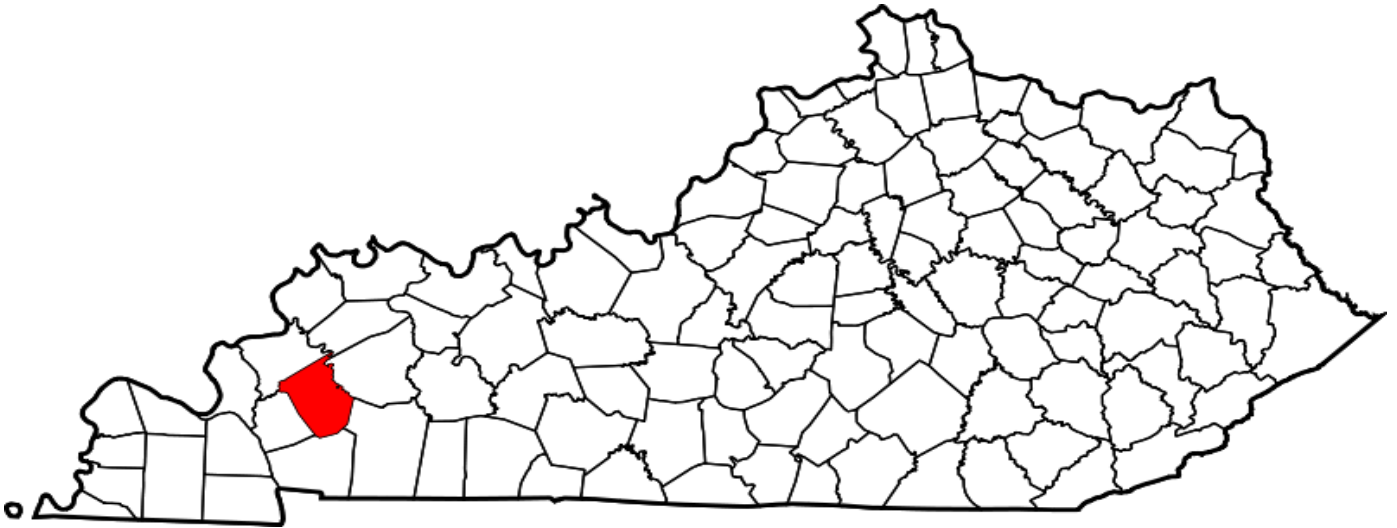
## ***Caldwell County***

**A CRIME IS COMMITTED IN CALDWELL  
COUNTY APPROXIMATELY EVERY 8 HOURS**

### **FULL TIME SWORN LAW ENFORCEMENT EMPLOYEES**

<b>Agency</b>	<b>Male</b>	<b>Female</b>	<b>Total</b>
STATE POLICE	1005	22	<b>1027</b>
CALDWELL COUNTY SHERIFF'S OFFICE	7	1	<b>8</b>
PRINCETON POLICE DEPARTMENT	15	0	<b>15</b>

\*\*Kentucky State Police Troopers may be assigned to multiple counties per post.



County Seat: Princeton  
Population: 12,639  
Registered Sex Offenders: 59

**CALDWELL  
COUNTY**

<b>Group A Offenses</b>	<b>State Police</b>		<b>Sheriff</b>		<b>Princeton PD</b>		<b>All Other Agencies</b>		<b>Total</b>	
By Category	Offenses		Offenses		Offenses		Offenses		Offenses	
	Reported	Cleared	Reported	Cleared	Reported	Cleared	Reported	Cleared	Reported	Cleared
Animal Cruelty	0	0	0	0	0	0	0	0	0	0
Arson	0	0	1	0	0	0	0	0	1	0
Assault Offenses	6	4	37	22	145	119	0	0	188	145
Bribery	0	0	0	0	0	0	0	0	0	0
Burglary/Breaking and Entering	6	0	17	0	99	11	0	0	122	11
Counterfeiting/Forgery	0	0	2	2	56	40	0	0	58	42
Destruction/Damage/Vandalism Of Property	1	1	6	3	65	24	0	0	72	28
Drug/Narcotic Offenses	3	0	87	68	161	154	8	4	259	226
Extortion/Blackmail	0	0	0	0	0	0	0	0	0	0
Fraud Offenses	0	0	3	2	16	12	0	0	19	14
Gambling Offenses	0	0	0	0	0	0	0	0	0	0
Homicide Offenses	0	0	0	0	0	0	0	0	0	0
Human Trafficking	0	0	0	0	0	0	0	0	0	0
Kidnapping/Abduction	1	0	1	0	1	1	0	0	3	1
Larceny/Theft Offenses	2	1	23	4	218	111	0	0	243	116
Motor Vehicle Theft	0	0	4	2	14	9	0	0	18	11
Pornography/Obscene Material	1	0	0	0	4	4	0	0	5	4
Prostitution Offenses	0	0	0	0	0	0	0	0	0	0
Robbery	0	0	0	0	3	3	0	0	3	3
Sex Offenses, Forcible	5	2	0	0	15	2	0	0	20	4
Sex Offenses, Nonforcible	1	1	0	0	0	0	0	0	1	1
Stolen Property Offenses (Receiving, etc.)	0	0	2	1	23	21	0	0	25	22
Weapon Law Violations	0	0	8	6	14	14	0	0	22	20
<b>Total</b>	<b>26</b>	<b>9</b>	<b>191</b>	<b>110</b>	<b>834</b>	<b>525</b>	<b>8</b>	<b>4</b>	<b>1059</b>	<b>648</b>

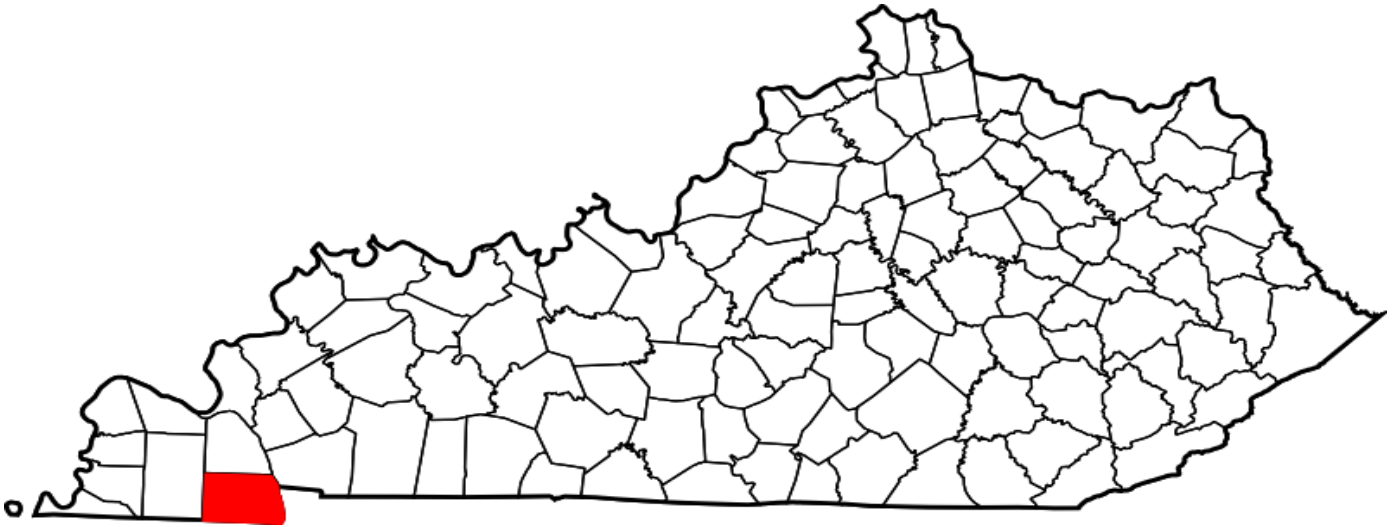
## Calloway County

**A CRIME IS COMMITTED IN CALLOWAY COUNTY  
APPROXIMATELY EVERY 3 HOURS**

### FULL TIME SWORN LAW ENFORCEMENT EMPLOYEES

Agency	Male	Female	Total
STATE POLICE	1005	22	1027
CALLOWAY COUNTY SHERIFF'S OFFICE	15	1	16
MURRAY POLICE DEPARTMENT	34	6	40
MURRAY STATE UNIVERSITY POLICE	16	0	16

\*\*Kentucky State Police Troopers may be assigned to multiple counties per post.



County Seat: Murray  
Population: 38,919  
Registered Sex Offenders: 67

**CALLOWAY  
COUNTY**

<b>Group A Offenses</b>	<b>State Police</b>		<b>Sheriff</b>		<b>Murray State Univ</b>		<b>Murray PD</b>		<b>All Other Agencies</b>		<b>Total</b>	
By Category	Offenses		Offenses		Offenses		Offenses		Offenses		Offenses	
	Reported	Cleared	Reported	Cleared	Reported	Cleared	Reported	Cleared	Reported	Cleared	Reported	Cleared
Animal Cruelty	0	0	0	0	0	0	1	0	0	0	1	0
Arson	0	0	1	1	0	0	0	0	0	0	1	1
Assault Offenses	11	10	159	110	22	20	213	135	0	0	405	275
Bribery	0	0	1	1	0	0	1	1	0	0	2	2
Burglary/Breaking and Entering	4	0	118	10	10	4	96	6	0	0	228	20
Counterfeiting/Forgery	0	0	2	1	1	1	33	9	0	0	36	11
Destruction/Damage/Vandalism Of Property	4	1	70	12	23	5	98	18	0	0	195	36
Drug/Narcotic Offenses	38	13	107	86	41	33	261	237	0	0	447	369
Extortion/Blackmail	0	0	0	0	1	0	1	0	0	0	2	0
Fraud Offenses	5	4	26	6	7	7	50	6	0	0	88	23
Gambling Offenses	0	0	0	0	0	0	0	0	0	0	0	0
Homicide Offenses	0	0	1	0	0	0	0	0	0	0	1	0
Human Trafficking	0	0	0	0	0	0	0	0	0	0	0	0
Kidnapping/Abduction	0	0	6	5	2	2	8	6	0	0	16	13
Larceny/Theft Offenses	17	13	165	25	43	4	501	95	0	0	726	137
Motor Vehicle Theft	2	0	30	9	0	0	22	7	0	0	54	16
Pornography/Obscene Material	23	23	21	1	1	1	3	0	0	0	48	25
Prostitution Offenses	0	0	0	0	0	0	0	0	0	0	0	0
Robbery	0	0	0	0	1	1	2	0	0	0	3	1
Sex Offenses, Forcible	4	1	14	2	2	1	25	6	0	0	45	10
Sex Offenses, Nonforcible	3	0	11	2	0	0	2	0	0	0	16	2
Stolen Property Offenses (Receiving, etc.)	0	0	29	21	3	3	18	13	0	0	50	37
Weapon Law Violations	3	1	15	14	4	4	13	13	0	0	35	32
<b>Total</b>	<b>114</b>	<b>66</b>	<b>776</b>	<b>306</b>	<b>161</b>	<b>86</b>	<b>1348</b>	<b>552</b>	<b>0</b>	<b>0</b>	<b>2399</b>	<b>1010</b>

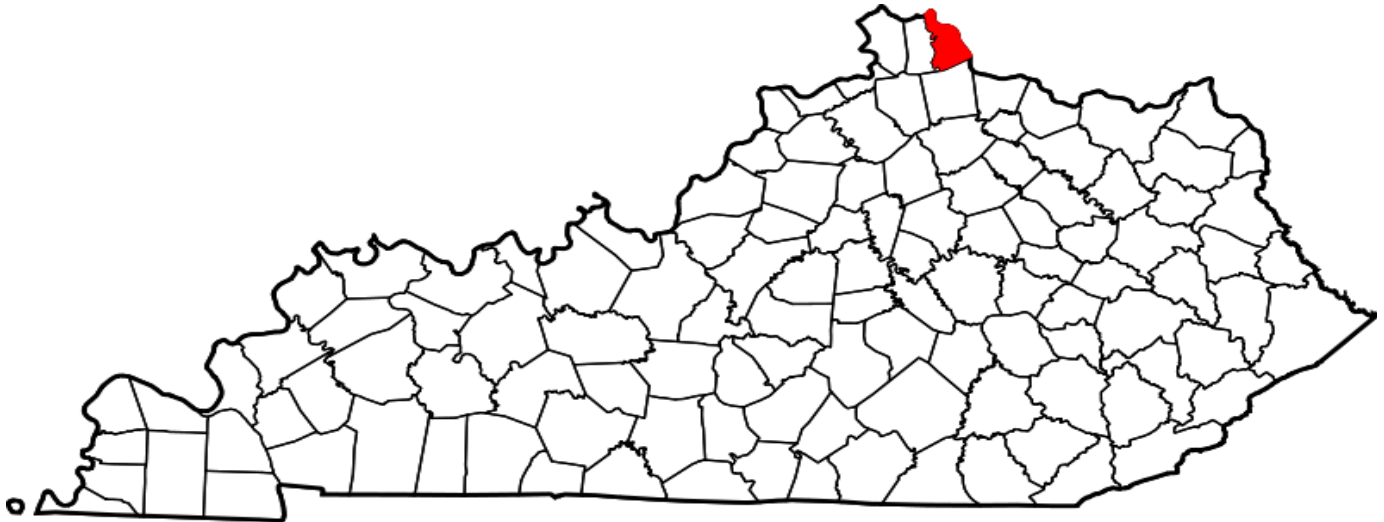
## Campbell County

**A CRIME IS COMMITTED IN CAMPBELL COUNTY  
APPROXIMATELY EVERY 60 MINUTES**

### FULL TIME SWORN LAW ENFORCEMENT EMPLOYEES

Agency	Male	Female	Total
STATE POLICE	1005	22	1027
CAMPBELL COUNTY SHERIFF'S OFFICE	14	0	14
ALEXANDRIA POLICE DEPARTMENT	14	1	15
BELLEVUE POLICE DEPARTMENT	10	1	11
CAMPBELL COUNTY POLICE DEPARTMENT	31	1	32
COLD SPRINGS POLICE DEPARTMENT	11	0	11
DAYTON POLICE DEPARTMENT	13	0	13
FT. THOMAS POLICE DEPARTMENT	21	0	21
HIGHLAND HEIGHTS POLICE DEPT.	9	2	11
NEWPORT POLICE DEPARTMENT	38	1	39
NORTHERN KY UNIVERSITY POLICE DEPT.	15	0	15
SILVER GROVE POLICE DEPARTMENT	1	0	1
SOUTHGATE POLICE DEPARTMENT	8	0	8
WILDER POLICE DEPARTMENT	9	0	9

\*\*Kentucky State Police Troopers may be assigned to multiple counties per post.



County Seat: Alexandria  
Population: 92,488  
Registered Sex Offenders: 88



**CAMPBELL  
COUNTY**

<b>Group A Offenses</b>	<b>State Police</b>		<b>Sheriff</b>		<b>Bellevue PD</b>		<b>Campbell Co. PD</b>		<b>Dayton PD</b>		<b>Ft. Thomas PD</b>	
By Category	Offenses		Offenses		Offenses		Offenses		Offenses		Offenses	
	Reported	Cleared	Reported	Cleared	Reported	Cleared	Reported	Cleared	Reported	Cleared	Reported	Cleared
Animal Cruelty	0	0	0	0	0	0	0	0	0	0	0	0
Arson	0	0	0	0	0	0	0	0	1	1	0	0
Assault Offenses	0	0	2	2	26	10	185	160	107	45	46	29
Bribery	0	0	0	0	0	0	0	0	0	0	0	0
Burglary/Breaking and Entering	0	0	0	0	6	1	34	16	24	3	8	3
Counterfeiting/Forgery	0	0	0	0	13	4	2	2	8	2	7	7
Destruction/Damage/Vandalism Of Property	0	0	0	0	25	3	60	26	79	17	20	12
Drug/Narcotic Offenses	1	1	0	0	106	89	119	116	185	176	246	200
Extortion/Blackmail	0	0	0	0	0	0	1	0	0	0	0	0
Fraud Offenses	1	0	0	0	30	3	22	8	11	2	26	11
Gambling Offenses	0	0	0	0	0	0	0	0	0	0	0	0
Homicide Offenses	0	0	0	0	0	0	5	5	0	0	0	0
Human Trafficking	0	0	0	0	0	0	0	0	0	0	0	0
Kidnapping/Abduction	0	0	0	0	0	0	6	5	1	1	0	0
Larceny/Theft Offenses	1	0	0	0	85	29	120	46	72	13	72	31
Motor Vehicle Theft	0	0	0	0	6	3	13	10	12	4	3	2
Pornography/Obscene Material	1	0	0	0	1	0	10	6	1	1	10	1
Prostitution Offenses	0	0	0	0	0	0	0	0	0	0	0	0
Robbery	0	0	0	0	2	2	1	0	0	0	1	1
Sex Offenses, Forcible	0	0	0	0	6	0	38	27	9	2	6	2
Sex Offenses, Nonforcible	0	0	0	0	0	0	1	0	0	0	1	0
Stolen Property Offenses (Receiving, etc.)	0	0	0	0	3	1	15	13	2	1	10	9
Weapon Law Violations	0	0	0	0	3	1	4	4	5	5	6	5
<b>Total</b>	<b>4</b>	<b>1</b>	<b>2</b>	<b>2</b>	<b>312</b>	<b>146</b>	<b>636</b>	<b>444</b>	<b>517</b>	<b>273</b>	<b>462</b>	<b>313</b>

**CAMPBELL  
COUNTY**

<b>Group A Offenses</b>	<b>Highland Heights</b>		<b>Newport</b>		<b>Alexandria</b>		<b>Cold Springs</b>		<b>Silver Grove</b>	
By Category	Offenses		Offenses		Offenses		Offenses		Offenses	
	Reported	Cleared	Reported	Cleared	Reported	Cleared	Reported	Cleared	Reported	Cleared
Animal Cruelty	0	0	0	0	1	0	0	0	0	0
Arson	0	0	0	0	0	0	0	0	0	0
Assault Offenses	29	8	191	60	64	23	20	9	0	0
Bribery	0	0	0	0	0	0	0	0	0	0
Burglary/Breaking and Entering	15	7	73	13	12	1	14	5	0	0
Counterfeiting/Forgery	8	4	38	5	8	0	1	1	0	0
Destruction/Damage/Vandalism Of Property	28	2	164	12	36	2	8	4	0	0
Drug/Narcotic Offenses	178	170	243	234	44	44	90	88	0	0
Extortion/Blackmail	0	0	0	0	0	0	0	0	0	0
Fraud Offenses	12	5	66	8	15	1	25	10	0	0
Gambling Offenses	0	0	0	0	0	0	0	0	0	0
Homicide Offenses	0	0	2	0	0	0	0	0	0	0
Human Trafficking	0	0	0	0	0	0	0	0	0	0
Kidnapping/Abduction	0	0	6	2	3	1	0	0	0	0
Larceny/Theft Offenses	55	11	516	152	138	39	111	68	0	0
Motor Vehicle Theft	3	0	50	7	9	0	5	1	0	0
Pornography/Obscene Material	1	0	3	0	10	0	0	0	0	0
Prostitution Offenses	0	0	0	0	0	0	0	0	0	0
Robbery	2	1	23	3	0	0	3	0	0	0
Sex Offenses, Forcible	4	1	20	3	4	0	2	1	0	0
Sex Offenses, Nonforcible	0	0	1	0	0	0	0	0	0	0
Stolen Property Offenses (Receiving, etc.)	4	3	50	27	8	8	9	9	0	0
Weapon Law Violations	0	0	11	7	0	0	0	0	0	0
<b>Total</b>	<b>339</b>	<b>212</b>	<b>1457</b>	<b>533</b>	<b>352</b>	<b>119</b>	<b>288</b>	<b>196</b>	<b>0</b>	<b>0</b>

**CAMPBELL  
COUNTY**

<b>Group A Offenses</b>	<b>Wilder</b>		<b>Northern KY Univ.</b>		<b>Southgate PD</b>		<b>All Other Agencies</b>		<b>Total</b>	
By Category	Offenses		Offenses		Offenses		Offenses		Offenses	
	Reported	Cleared	Reported	Cleared	Reported	Cleared	Reported	Cleared	Reported	Cleared
Animal Cruelty	0	0	0	0	0	0	0	0	1	0
Arson	0	0	0	0	0	0	0	0	1	1
Assault Offenses	13	10	9	7	39	9	0	0	731	372
Bribery	0	0	0	0	0	0	0	0	0	0
Burglary/Breaking and Entering	4	2	4	1	8	1	0	0	202	53
Counterfeiting/Forgery	2	2	9	8	2	0	0	0	98	35
Destruction/Damage/Vandalism Of Property	5	0	10	2	10	1	0	0	445	81
Drug/Narcotic Offenses	63	62	24	24	45	43	34	33	1378	1280
Extortion/Blackmail	0	0	0	0	0	0	0	0	1	0
Fraud Offenses	8	5	14	2	3	0	0	0	233	55
Gambling Offenses	0	0	0	0	0	0	0	0	0	0
Homicide Offenses	5	1	0	0	0	0	0	0	12	6
Human Trafficking	0	0	0	0	0	0	0	0	0	0
Kidnapping/Abduction	0	0	0	0	1	0	0	0	17	9
Larceny/Theft Offenses	36	17	49	19	33	5	0	0	1288	430
Motor Vehicle Theft	10	4	1	1	3	1	0	0	115	33
Pornography/Obscene Material	1	0	0	0	1	0	0	0	39	8
Prostitution Offenses	0	0	0	0	0	0	0	0	0	0
Robbery	0	0	0	0	2	0	0	0	34	7
Sex Offenses, Forcible	2	1	1	1	2	0	0	0	94	38
Sex Offenses, Nonforcible	0	0	0	0	0	0	0	0	3	0
Stolen Property Offenses (Receiving, etc.)	6	4	0	0	2	0	0	0	109	75
Weapon Law Violations	1	1	0	0	1	1	3	2	34	26
<b>Total</b>	<b>156</b>	<b>109</b>	<b>121</b>	<b>65</b>	<b>152</b>	<b>61</b>	<b>37</b>	<b>35</b>	<b>4835</b>	<b>2509</b>

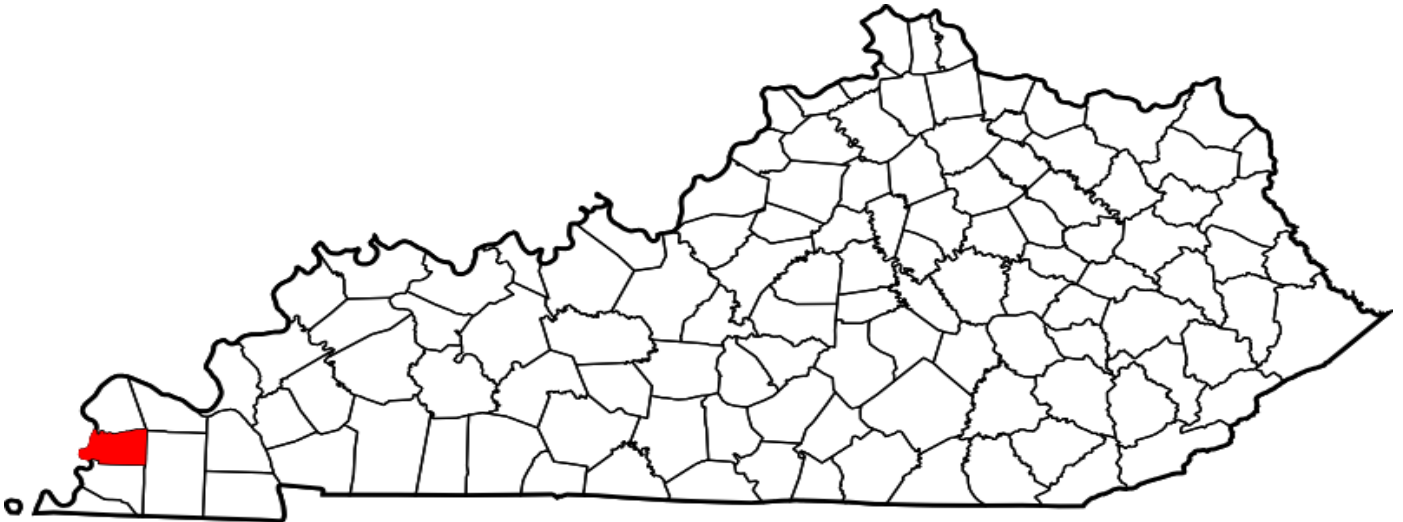
## Carlisle County

**A CRIME IS COMMITTED IN CARLISLE COUNTY  
APPROXIMATELY EVERY 3 DAYS**

### FULL TIME SWORN LAW ENFORCEMENT EMPLOYEES

Agency	Male	Female	Total
STATE POLICE	1005	22	1027
CARLISLE COUNTY SHERIFF'S OFFICE	2	0	2
BARDWELL POLICE DEPARTMENT	1	0	1

\*\*Kentucky State Police Troopers may be assigned to multiple counties per post.



County Seat: Bardwell  
Population: 4,846  
Registered Sex Offenders: 12

**CARLISLE  
COUNTY**

<b>Group A Offenses</b>	<b>State Police</b>		<b>Sheriff</b>		<b>Bardwell</b>		<b>All Other Agencies</b>		<b>Total</b>	
By Category	Offenses		Offenses		Offenses		Offenses		Offenses	
	Reported	Cleared	Reported	Cleared	Reported	Cleared	Reported	Cleared	Reported	Cleared
Animal Cruelty	0	0	0	0	0	0	0	0	0	0
Arson	0	0	0	0	0	0	0	0	0	0
Assault Offenses	26	21	3	1	0	0	0	0	29	22
Bribery	0	0	0	0	0	0	0	0	0	0
Burglary/Breaking and Entering	4	0	8	1	0	0	0	0	12	1
Counterfeiting/Forgery	0	0	1	0	0	0	0	0	1	0
Destruction/Damage/Vandalism Of Property	3	0	2	0	0	0	0	0	5	0
Drug/Narcotic Offenses	13	8	14	11	0	0	0	0	27	19
Extortion/Blackmail	0	0	0	0	0	0	0	0	0	0
Fraud Offenses	4	1	7	0	0	0	0	0	11	1
Gambling Offenses	0	0	0	0	0	0	0	0	0	0
Homicide Offenses	1	0	0	0	0	0	0	0	1	0
Human Trafficking	0	0	0	0	0	0	0	0	0	0
Kidnapping/Abduction	0	0	0	0	0	0	0	0	0	0
Larceny/Theft Offenses	11	2	4	0	0	0	0	0	15	2
Motor Vehicle Theft	3	0	2	0	0	0	0	0	5	0
Pornography/Obscene Material	0	0	0	0	0	0	0	0	0	0
Prostitution Offenses	0	0	0	0	0	0	0	0	0	0
Robbery	1	0	0	0	0	0	0	0	1	0
Sex Offenses, Forcible	1	0	0	0	0	0	0	0	1	0
Sex Offenses, Nonforcible	0	0	0	0	0	0	0	0	0	0
Stolen Property Offenses (Receiving, etc.)	1	1	0	0	0	0	0	0	1	1
Weapon Law Violations	1	1	0	0	0	0	0	0	1	1
<b>Total</b>	<b>69</b>	<b>34</b>	<b>41</b>	<b>13</b>	<b>0</b>	<b>0</b>	<b>0</b>	<b>0</b>	<b>110</b>	<b>47</b>

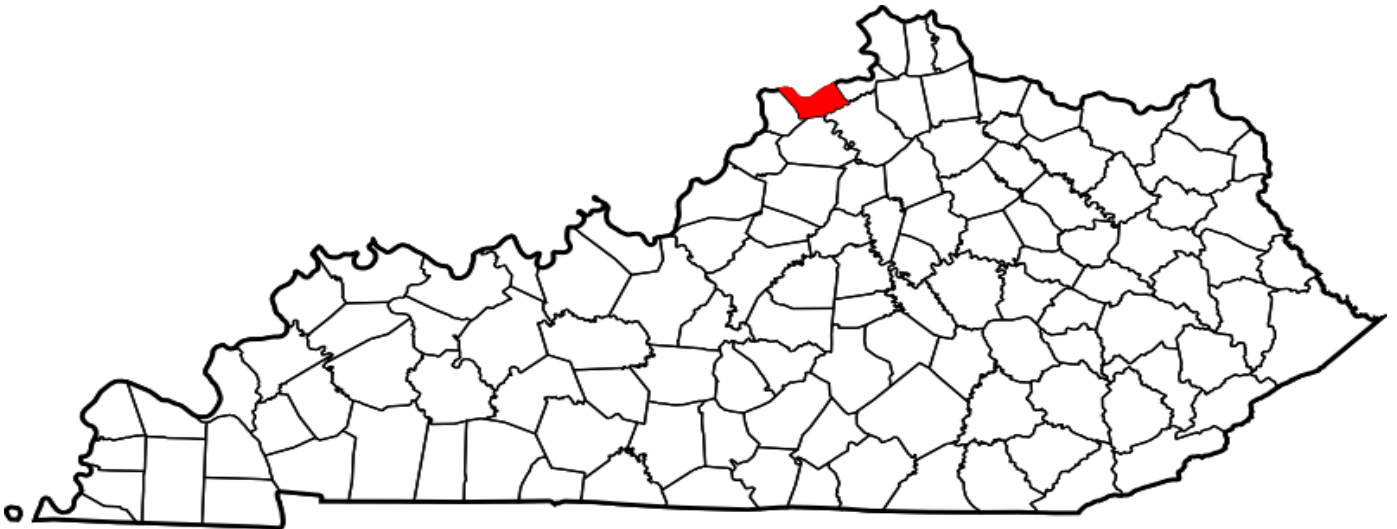
## Carroll County

**A CRIME IS COMMITTED IN CARROLL COUNTY  
APPROXIMATELY EVERY 15 HOURS**

### FULL TIME SWORN LAW ENFORCEMENT EMPLOYEES

Agency	Male	Female	Total
STATE POLICE	1005	22	1027
CARROLL COUNTY SHERIFF'S OFFICE	5	0	5
CARROLLTON POLICE DEPARTMENT	12	0	12

\*\*Kentucky State Police Troopers may be assigned to multiple counties per post.



County Seat: Carrollton  
Population: 10,713  
Registered Sex Offenders: 35

## CARROLL COUNTY

Group A Offenses	State Police		Sheriff		Carrollton PD		All Other Agencies		Total	
By Category	Offenses		Offenses		Offenses		Offenses		Offenses	
	Reported	Cleared	Reported	Cleared	Reported	Cleared	Reported	Cleared	Reported	Cleared
Animal Cruelty	1	1	0	0	1	1	0	0	2	2
Arson	0	0	0	0	1	1	0	0	1	1
Assault Offenses	25	18	10	7	59	54	0	0	94	79
Bribery	0	0	0	0	0	0	0	0	0	0
Burglary/Breaking and Entering	13	3	3	0	9	5	0	0	25	8
Counterfeiting/Forgery	2	2	0	0	6	5	0	0	8	7
Destruction/Damage/Vandalism Of Property	12	9	4	3	14	10	0	0	30	22
Drug/Narcotic Offenses	46	45	37	35	187	169	0	0	270	249
Extortion/Blackmail	1	0	0	0	0	0	0	0	1	0
Fraud Offenses	4	1	0	0	2	1	0	0	6	2
Gambling Offenses	0	0	0	0	0	0	0	0	0	0
Homicide Offenses	0	0	0	0	0	0	0	0	0	0
Human Trafficking	0	0	0	0	0	0	0	0	0	0
Kidnapping/Abduction	1	0	0	0	6	0	0	0	7	0
Larceny/Theft Offenses	36	21	5	2	29	13	1	0	71	36
Motor Vehicle Theft	5	4	1	1	8	5	0	0	14	10
Pornography/Obscene Material	13	11	0	0	4	4	0	0	17	15
Prostitution Offenses	0	0	0	0	0	0	1	1	1	1
Robbery	0	0	0	0	0	0	0	0	0	0
Sex Offenses, Forcible	18	11	0	0	2	0	0	0	20	11
Sex Offenses, Nonforcible	3	2	0	0	0	0	0	0	3	2
Stolen Property Offenses (Receiving, etc.)	5	5	2	1	0	0	0	0	7	6
Weapon Law Violations	1	1	3	3	1	1	0	0	5	5
<b>Total</b>	<b>186</b>	<b>134</b>	<b>65</b>	<b>52</b>	<b>329</b>	<b>269</b>	<b>2</b>	<b>1</b>	<b>582</b>	<b>456</b>

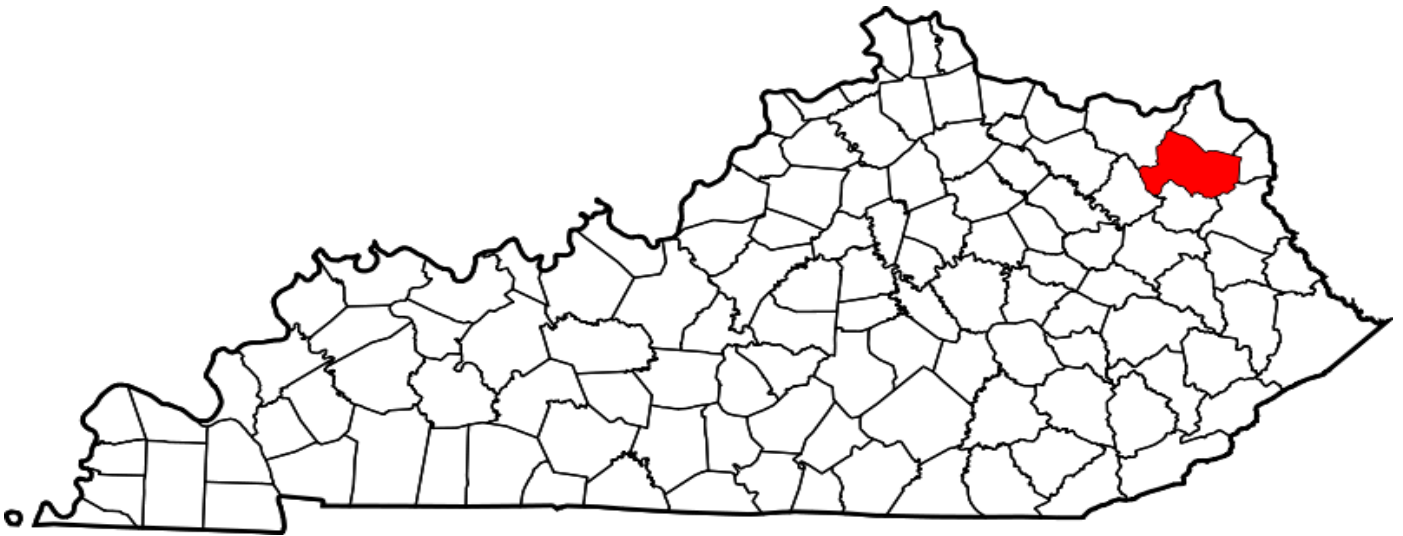
## ***Carter County***

**A CRIME IS COMMITTED IN CARTER COUNTY  
APPROXIMATELY EVERY 10 HOURS**

### **FULL TIME SWORN LAW ENFORCEMENT EMPLOYEES**

<b>Agency</b>	<b>Male</b>	<b>Female</b>	<b>Total</b>
STATE POLICE	1005	22	<b>1027</b>
CARTER COUNTY SHERIFF'S OFFICE	6	0	<b>6</b>
GRAYSON POLICE DEPARTMENT	10	1	<b>11</b>
OLIVE HILL POLICE DEPARTMENT	7	0	<b>7</b>

\*\*Kentucky State Police Troopers may be assigned to multiple counties per post.



County Seat: Grayson  
Population: 27,144  
Registered Sex Offenders: 42



## CARTER COUNTY

<b>Group A Offenses</b>	<b>State Police</b>		<b>Sheriff</b>		<b>Grayson</b>		<b>Olive Hill</b>		<b>All Other Agencies</b>		<b>Total</b>	
By Category	Offenses		Offenses		Offenses		Offenses		Offenses		Offenses	
	Reported	Cleared	Reported	Cleared	Reported	Cleared	Reported	Cleared	Reported	Cleared	Reported	Cleared
Animal Cruelty	0	0	0	0	0	0	0	0	6	0	6	0
Arson	2	0	0	0	3	0	0	0	0	0	5	0
Assault Offenses	70	52	41	25	38	14	4	3	0	0	153	94
Bribery	1	0	0	0	0	0	0	0	0	0	1	0
Burglary/Breaking and Entering	26	4	31	3	10	1	6	1	0	0	73	9
Counterfeiting/Forgery	1	1	16	0	1	0	0	0	0	0	18	1
Destruction/Damage/Vandalism Of Property	20	5	9	2	16	1	6	1	0	0	51	9
Drug/Narcotic Offenses	100	85	38	38	68	25	15	14	31	2	252	164
Extortion/Blackmail	0	0	0	0	0	0	0	0	0	0	0	0
Fraud Offenses	5	1	10	1	1	1	18	1	0	0	34	4
Gambling Offenses	0	0	0	0	0	0	0	0	0	0	0	0
Homicide Offenses	2	1	0	0	0	0	0	0	0	0	2	1
Human Trafficking	0	0	0	0	0	0	0	0	0	0	0	0
Kidnapping/Abduction	0	0	0	0	1	1	1	1	0	0	2	2
Larceny/Theft Offenses	39	9	40	2	34	2	16	3	0	0	129	16
Motor Vehicle Theft	9	1	22	2	4	0	4	0	0	0	39	3
Pornography/Obscene Material	2	2	0	0	0	0	0	0	0	0	2	2
Prostitution Offenses	0	0	0	0	0	0	0	0	0	0	0	0
Robbery	1	1	1	0	4	0	0	0	0	0	6	1
Sex Offenses, Forcible	19	10	7	4	0	0	0	0	0	0	26	14
Sex Offenses, Nonforcible	0	0	1	0	0	0	0	0	0	0	1	0
Stolen Property Offenses (Receiving, etc.)	7	1	15	9	4	1	0	0	0	0	26	11
Weapon Law Violations	5	5	4	4	2	0	0	0	0	0	11	9
<b>Total</b>	<b>309</b>	<b>178</b>	<b>235</b>	<b>90</b>	<b>186</b>	<b>46</b>	<b>70</b>	<b>24</b>	<b>37</b>	<b>2</b>	<b>837</b>	<b>340</b>

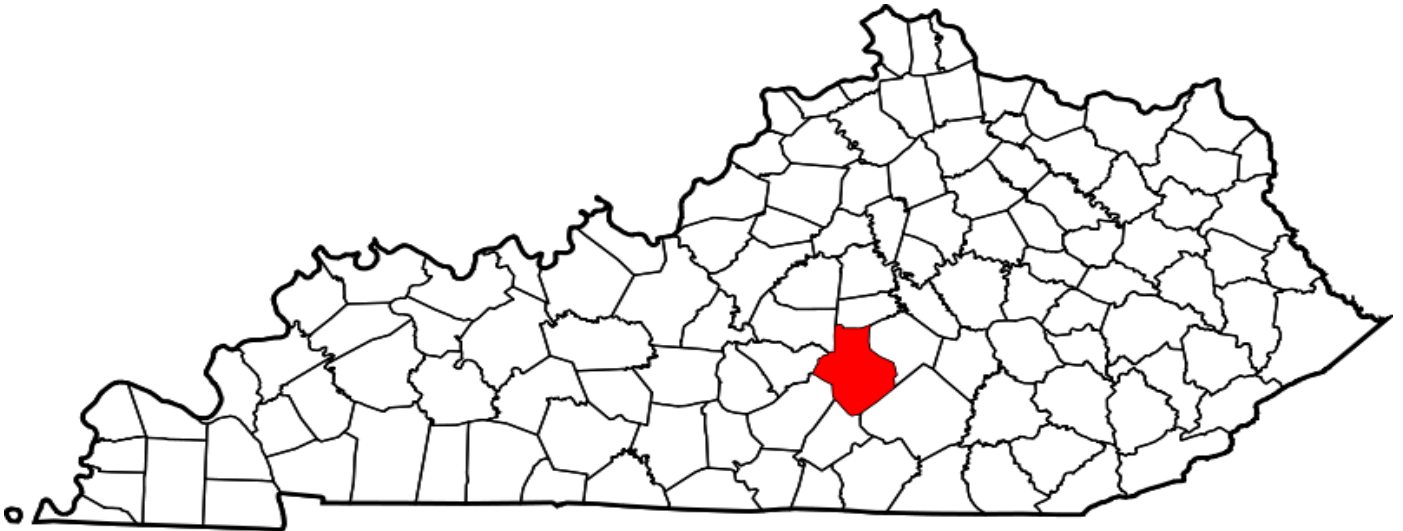
## Casey County

**A CRIME IS COMMITTED IN CASEY COUNTY  
APPROXIMATELY EVERY 24 HOURS**

### FULL TIME SWORN LAW ENFORCEMENT EMPLOYEES

Agency	Male	Female	Total
STATE POLICE	1005	22	1027
CASEY COUNTY SHERIFF'S OFFICE	6	0	6
LIBERTY POLICE DEPARTMENT	5	0	5

\*\*Kentucky State Police Troopers may be assigned to multiple counties per post.



County Seat: Liberty  
Population: 15,750  
Registered Sex Offenders: 27

## CASEY COUNTY

Group A Offenses	State Police		Sheriff		Liberty		All Other Agencies		Total	
By Category	Offenses		Offenses		Offenses		Offenses		Offenses	
	Reported	Cleared	Reported	Cleared	Reported	Cleared	Reported	Cleared	Reported	Cleared
Animal Cruelty	0	0	0	0	0	0	0	0	0	0
Arson	1	0	0	0	0	0	0	0	1	0
Assault Offenses	12	11	13	1	3	3	0	0	28	15
Bribery	0	0	0	0	0	0	0	0	0	0
Burglary/Breaking and Entering	3	0	10	5	6	4	0	0	19	9
Counterfeiting/Forgery	2	1	8	8	1	0	0	0	11	9
Destruction/Damage/Vandalism Of Property	7	3	10	5	1	0	0	0	18	8
Drug/Narcotic Offenses	35	24	99	53	40	38	0	0	174	115
Extortion/Blackmail	0	0	0	0	0	0	0	0	0	0
Fraud Offenses	4	1	4	0	1	0	0	0	9	1
Gambling Offenses	0	0	15	15	0	0	0	0	15	15
Homicide Offenses	0	0	0	0	0	0	0	0	0	0
Human Trafficking	0	0	0	0	0	0	0	0	0	0
Kidnapping/Abduction	0	0	2	0	0	0	0	0	2	0
Larceny/Theft Offenses	4	0	19	9	6	3	0	0	29	12
Motor Vehicle Theft	0	0	4	4	3	1	0	0	7	5
Pornography/Obscene Material	0	0	0	0	0	0	0	0	0	0
Prostitution Offenses	0	0	0	0	0	0	0	0	0	0
Robbery	0	0	2	0	0	0	0	0	2	0
Sex Offenses, Forcible	11	3	0	0	1	0	0	0	12	3
Sex Offenses, Nonforcible	1	0	0	0	0	0	0	0	1	0
Stolen Property Offenses (Receiving, etc.)	4	2	10	5	3	1	0	0	17	8
Weapon Law Violations	11	11	17	7	0	0	0	0	28	18
<b>Total</b>	<b>95</b>	<b>56</b>	<b>213</b>	<b>112</b>	<b>65</b>	<b>50</b>	<b>0</b>	<b>0</b>	<b>373</b>	<b>218</b>

## Christian County

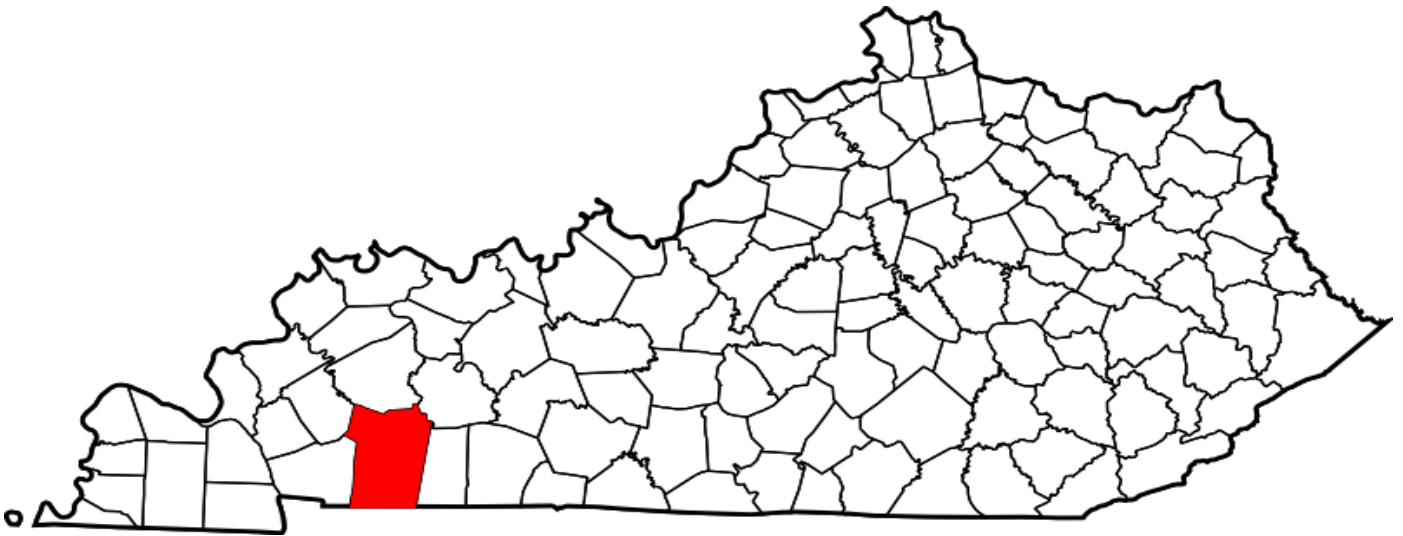
**A CRIME IS COMMITTED IN CHRISTIAN COUNTY  
APPROXIMATELY EVERY 60 MINUTES**

### FULL TIME SWORN LAW ENFORCEMENT EMPLOYEES

Agency	Male	Female	Total
STATE POLICE	1005	22	1027
CHRISTIAN COUNTY SHERIFF'S OFFICE	28	1	29
HOPKINSVILLE POLICE DEPARTMENT	68	8	76
**PENNYRILE NARCOTICS DRUG TASK FORCE	3	0	3
OAK GROVE POLICE DEPARTMENT	13	0	13
PEMBROKE POLICE DEPARTMENT	1	0	1

\*\*Kentucky State Police Troopers may be assigned to multiple counties per post.

\*\*Task Forces cover multiple counties.



County Seat: Hopkinsville  
Population: 70,416  
Registered Sex Offenders: 157

**CHRISTIAN  
COUNTY**

<b>Group A Offenses</b>	<b>State Police</b>		<b>Sheriff</b>		<b>Pennyrile Narc. TF</b>		<b>Oak Grove</b>		<b>Hopkinsville PD</b>	
By Category	Offenses		Offenses		Offenses		Offenses		Offenses	
	Reported	Cleared	Reported	Cleared	Reported	Cleared	Reported	Cleared	Reported	Cleared
Animal Cruelty	0	0	10	0	0	0	6	1	5	4
Arson	3	3	1	0	0	0	0	0	11	10
Assault Offenses	32	26	231	107	0	0	158	62	497	295
Bribery	1	1	0	0	0	0	1	1	11	7
Burglary/Breaking and Entering	3	3	123	14	0	0	49	6	234	85
Counterfeiting/Forgery	1	1	8	1	0	0	15	3	92	62
Destruction/Damage/Vandalism Of Property	4	4	86	12	0	0	88	14	266	75
Drug/Narcotic Offenses	68	57	91	88	1	1	97	88	769	738
Extortion/Blackmail	0	0	0	0	0	0	0	0	0	0
Fraud Offenses	2	2	25	3	0	0	77	4	192	29
Gambling Offenses	0	0	0	0	0	0	0	0	0	0
Homicide Offenses	7	7	3	1	0	0	0	0	5	3
Human Trafficking	0	0	0	0	0	0	1	0	0	0
Kidnapping/Abduction	1	0	4	0	0	0	5	3	20	18
Larceny/Theft Offenses	2	1	210	11	0	0	258	89	812	287
Motor Vehicle Theft	3	1	45	4	0	0	33	3	71	34
Pornography/Obscene Material	88	88	5	0	0	0	0	0	8	6
Prostitution Offenses	0	0	1	1	0	0	0	0	0	0
Robbery	0	0	2	0	0	0	5	0	27	12
Sex Offenses, Forcible	6	1	16	8	0	0	12	5	44	22
Sex Offenses, Nonforcible	1	0	3	1	0	0	3	2	2	1
Stolen Property Offenses (Receiving, etc.)	2	0	13	6	0	0	14	6	45	40
Weapon Law Violations	7	7	20	18	0	0	11	11	96	92
<b>Total</b>	<b>231</b>	<b>202</b>	<b>897</b>	<b>275</b>	<b>1</b>	<b>1</b>	<b>833</b>	<b>298</b>	<b>3207</b>	<b>1820</b>

**CHRISTIAN  
COUNTY**

<b>Group A Offenses</b>	<b>Pembroke PD</b>		<b>All Other Agencies</b>		<b>-</b>		<b>-</b>		<b>Total</b>	
By Category	Offenses		Offenses		Offenses		Offenses		Offenses	
	Reported	Cleared	Reported	Cleared	Reported	Cleared	Reported	Cleared	Reported	Cleared
Animal Cruelty	0	0	0	0					21	5
Arson	0	0	0	0					15	13
Assault Offenses	0	0	0	0					918	490
Bribery	0	0	0	0					13	9
Burglary/Breaking and Entering	3	0	0	0					412	108
Counterfeiting/Forgery	1	0	0	0					117	67
Destruction/Damage/Vandalism Of Property	5	1	0	0					449	106
Drug/Narcotic Offenses	0	0	0	0					1026	972
Extortion/Blackmail	0	0	0	0					0	0
Fraud Offenses	2	0	0	0					298	38
Gambling Offenses	0	0	0	0					0	0
Homicide Offenses	0	0	0	0					15	11
Human Trafficking	0	0	0	0					1	0
Kidnapping/Abduction	0	0	0	0					30	21
Larceny/Theft Offenses	11	4	0	0					1293	392
Motor Vehicle Theft	0	0	0	0					152	42
Pornography/Obscene Material	0	0	0	0					101	94
Prostitution Offenses	0	0	0	0					1	1
Robbery	0	0	0	0					34	12
Sex Offenses, Forcible	0	0	0	0					78	36
Sex Offenses, Nonforcible	0	0	0	0					9	4
Stolen Property Offenses (Receiving, etc.)	0	0	0	0					74	52
Weapon Law Violations	0	0	0	0					134	128
<b>Total</b>	<b>22</b>	<b>5</b>	<b>0</b>	<b>0</b>	<b>0</b>	<b>0</b>	<b>0</b>	<b>0</b>	<b>5191</b>	<b>2601</b>

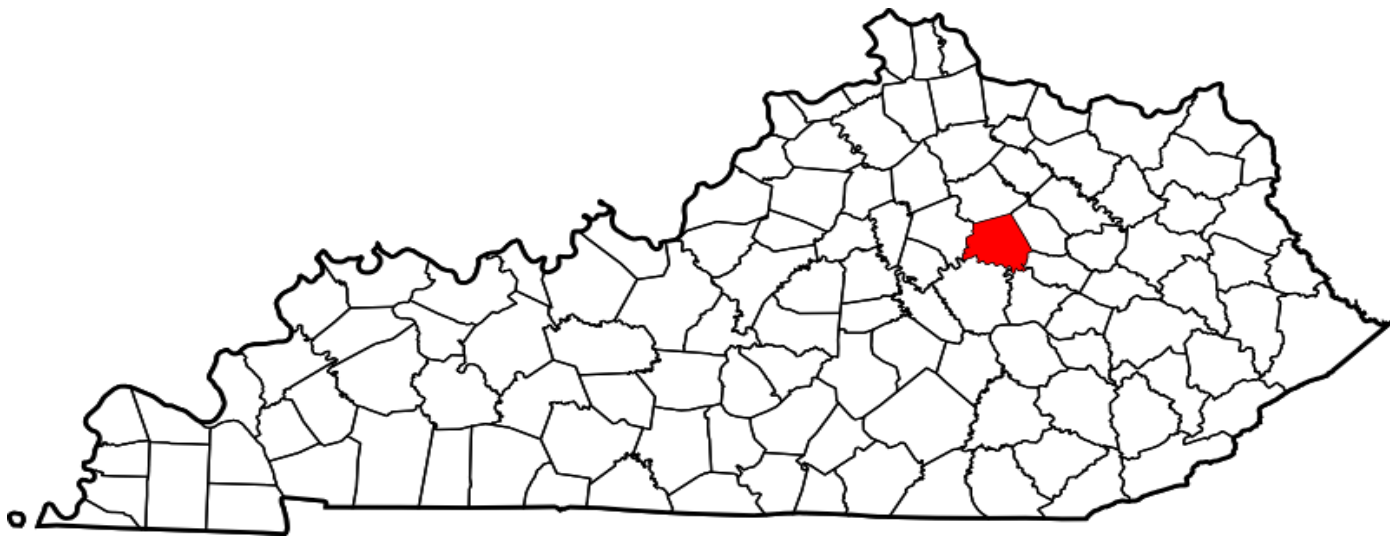
## Clark County

**A CRIME IS COMMITTED IN CLARK COUNTY  
APPROXIMATELY EVERY 4 HOURS**

### FULL TIME SWORN LAW ENFORCEMENT EMPLOYEES

Agency	Male	Female	Total
STATE POLICE	1005	22	1027
CLARK COUNTY SHERIFF'S OFFICE	13	0	13
WINCHESTER POLICE DEPARTMENT	31	1	32
CLARK CO. SCHOOL LAW ENFORCEMENT	6	0	6

\*\*Kentucky State Police Troopers may be assigned to multiple counties per post.



County Seat: Winchester  
Population: 36,046  
Registered Sex Offenders: 74

## CLARK COUNTY

Group A Offenses	State Police		Sheriff		Winchester PD		Clark Co. School Enf.		All Other Agencies		Total	
By Category	Offenses		Offenses		Offenses		Offenses		Offenses		Offenses	
	Reported	Cleared	Reported	Cleared	Reported	Cleared	Reported	Cleared	Reported	Cleared	Reported	Cleared
Animal Cruelty	0	0	0	0	0	0	0	0	0	0	0	0
Arson	0	0	0	0	0	0	0	0	0	0	0	0
Assault Offenses	4	4	24	17	323	103	35	2	0	0	386	126
Bribery	0	0	0	0	0	0	0	0	0	0	0	0
Burglary/Breaking and Entering	0	0	62	6	147	28	0	0	0	0	209	34
Counterfeiting/Forgery	0	0	13	7	61	10	0	0	0	0	74	17
Destruction/Damage/Vandalism Of Property	1	1	9	3	147	15	2	1	0	0	159	20
Drug/Narcotic Offenses	30	16	57	46	309	258	7	1	0	0	403	321
Extortion/Blackmail	0	0	0	0	0	0	0	0	0	0	0	0
Fraud Offenses	0	0	25	7	73	19	0	0	1	0	99	26
Gambling Offenses	0	0	0	0	0	0	0	0	0	0	0	0
Homicide Offenses	0	0	0	0	0	0	0	0	0	0	0	0
Human Trafficking	0	0	0	0	0	0	0	0	0	0	0	0
Kidnapping/Abduction	0	0	3	0	7	2	0	0	0	0	10	2
Larceny/Theft Offenses	0	0	104	35	623	160	0	0	0	0	727	195
Motor Vehicle Theft	1	1	20	5	66	8	0	0	0	0	87	14
Pornography/Obscene Material	24	21	2	2	2	1	0	0	0	0	28	24
Prostitution Offenses	0	0	0	0	0	0	0	0	0	0	0	0
Robbery	0	0	2	1	9	4	0	0	0	0	11	5
Sex Offenses, Forcible	6	0	10	7	13	7	0	0	0	0	29	14
Sex Offenses, Nonforcible	2	2	2	0	1	0	0	0	0	0	5	2
Stolen Property Offenses (Receiving, etc.)	0	0	14	8	5	4	0	0	0	0	19	12
Weapon Law Violations	1	0	6	6	16	15	0	0	0	0	23	21
<b>Total</b>	<b>69</b>	<b>45</b>	<b>353</b>	<b>150</b>	<b>1802</b>	<b>634</b>	<b>44</b>	<b>4</b>	<b>1</b>	<b>0</b>	<b>2269</b>	<b>833</b>



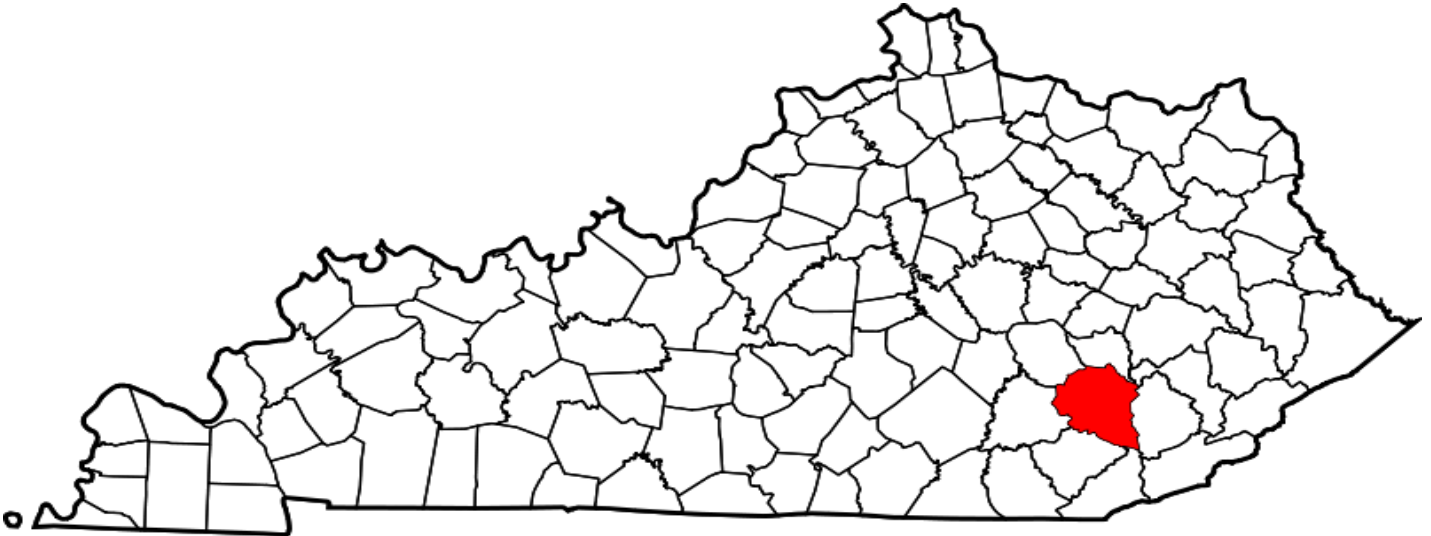
## Clay County

**A CRIME IS COMMITTED IN CLAY COUNTY  
APPROXIMATELY EVERY 14 HOURS**

### FULL TIME SWORN LAW ENFORCEMENT EMPLOYEES

Agency	Male	Female	Total
STATE POLICE	1005	22	<b>1027</b>
CLAY COUNTY SHERIFF'S OFFICE	10	1	<b>11</b>
MANCHESTER POLICE DEPARTMENT	13	0	<b>13</b>

\*\*Kentucky State Police Troopers may be assigned to multiple counties per post.



County Seat: Manchester  
Population: 20,366  
Registered Sex Offenders: 36

## CLAY COUNTY

<b>Group A Offenses</b>	<b>State Police</b>		<b>Sheriff</b>		<b>Manchester</b>		<b>All Other Agencies</b>		<b>Total</b>	
By Category	Offenses		Offenses		Offenses		Offenses		Offenses	
	Reported	Cleared	Reported	Cleared	Reported	Cleared	Reported	Cleared	Reported	Cleared
Animal Cruelty	0	0	0	0	0	0	0	0	0	0
Arson	4	2	2	0	0	0	0	0	6	2
Assault Offenses	47	44	13	10	33	10	0	0	93	64
Bribery	1	1	0	0	0	0	0	0	1	1
Burglary/Breaking and Entering	20	7	25	1	2	0	0	0	47	8
Counterfeiting/Forgery	39	0	0	0	0	0	0	0	39	0
Destruction/Damage/Vandalism Of Property	14	11	11	1	2	0	0	0	27	12
Drug/Narcotic Offenses	69	54	37	23	85	15	0	0	191	92
Extortion/Blackmail	0	0	0	0	0	0	0	0	0	0
Fraud Offenses	0	0	0	0	3	2	0	0	3	2
Gambling Offenses	0	0	0	0	0	0	0	0	0	0
Homicide Offenses	1	1	1	1	0	0	0	0	2	2
Human Trafficking	0	0	0	0	0	0	0	0	0	0
Kidnapping/Abduction	0	0	0	0	0	0	0	0	0	0
Larceny/Theft Offenses	23	9	28	3	12	1	0	0	63	13
Motor Vehicle Theft	19	6	32	0	4	0	0	0	55	6
Pornography/Obscene Material	0	0	0	0	0	0	0	0	0	0
Prostitution Offenses	0	0	0	0	0	0	0	0	0	0
Robbery	1	0	0	0	2	1	0	0	3	1
Sex Offenses, Forcible	25	21	0	0	0	0	0	0	25	21
Sex Offenses, Nonforcible	0	0	0	0	0	0	0	0	0	0
Stolen Property Offenses (Receiving, etc.)	15	6	8	4	2	1	0	0	25	11
Weapon Law Violations	7	6	5	5	14	3	0	0	26	14
<b>Total</b>	<b>285</b>	<b>168</b>	<b>162</b>	<b>48</b>	<b>159</b>	<b>33</b>	<b>0</b>	<b>0</b>	<b>606</b>	<b>249</b>

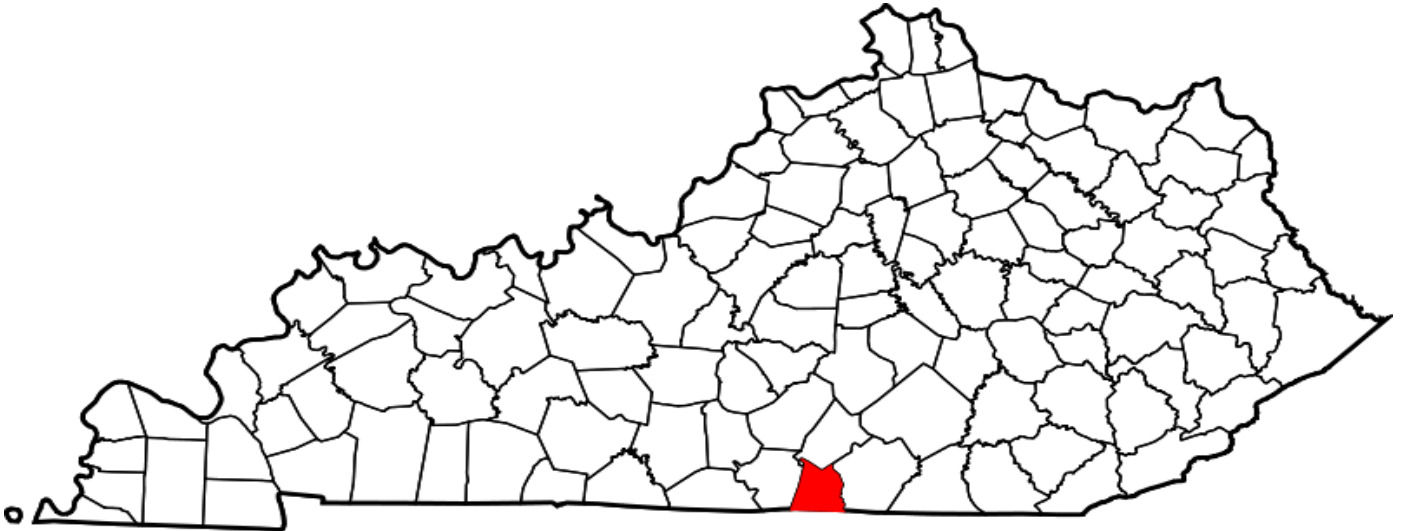
## Clinton County

**A CRIME IS COMMITTED IN CLINTON COUNTY  
APPROXIMATELY EVERY 24 HOURS**

### FULL TIME SWORN LAW ENFORCEMENT EMPLOYEES

Agency	Male	Female	Total
STATE POLICE	1005	22	1027
CLINTON COUNTY SHERIFF'S OFFICE	4	0	4
ALBANY POLICE DEPARTMENT	8	8	16

\*\*Kentucky State Police Troopers may be assigned to multiple counties per post.



County Seat: Albany  
Population: 10,276  
Registered Sex Offenders: 20

**CLINTON  
COUNTY**

<b>Group A Offenses</b>	<b>State Police</b>		<b>Sheriff</b>		<b>Albany</b>		<b>All Other Agencies</b>		<b>Total</b>	
By Category	Offenses		Offenses		Offenses		Offenses		Offenses	
	Reported	Cleared	Reported	Cleared	Reported	Cleared	Reported	Cleared	Reported	Cleared
Animal Cruelty	0	0	0	0	0	0	0	0	0	0
Arson	0	0	0	0	0	0	0	0	0	0
Assault Offenses	18	17	25	24	0	0	2	0	45	41
Bribery	0	0	0	0	0	0	0	0	0	0
Burglary/Breaking and Entering	2	2	5	4	0	0	0	0	7	6
Counterfeiting/Forgery	17	16	0	0	0	0	0	0	17	16
Destruction/Damage/Vandalism Of Property	0	0	3	3	0	0	0	0	3	3
Drug/Narcotic Offenses	80	68	115	112	0	0	0	0	195	180
Extortion/Blackmail	0	0	0	0	0	0	0	0	0	0
Fraud Offenses	0	0	0	0	0	0	1	0	1	0
Gambling Offenses	0	0	0	0	0	0	0	0	0	0
Homicide Offenses	0	0	0	0	0	0	0	0	0	0
Human Trafficking	0	0	0	0	0	0	0	0	0	0
Kidnapping/Abduction	0	0	1	1	0	0	0	0	1	1
Larceny/Theft Offenses	0	0	8	6	0	0	0	0	8	6
Motor Vehicle Theft	1	1	10	8	1	0	0	0	12	9
Pornography/Obscene Material	0	0	0	0	0	0	0	0	0	0
Prostitution Offenses	0	0	0	0	0	0	0	0	0	0
Robbery	0	0	0	0	0	0	0	0	0	0
Sex Offenses, Forcible	1	1	0	0	0	0	0	0	1	1
Sex Offenses, Nonforcible	0	0	0	0	0	0	0	0	0	0
Stolen Property Offenses (Receiving, etc.)	3	2	4	4	0	0	0	0	7	6
Weapon Law Violations	6	5	2	2	0	0	0	0	8	7
<b>Total</b>	<b>128</b>	<b>112</b>	<b>173</b>	<b>164</b>	<b>1</b>	<b>0</b>	<b>3</b>	<b>0</b>	<b>305</b>	<b>276</b>

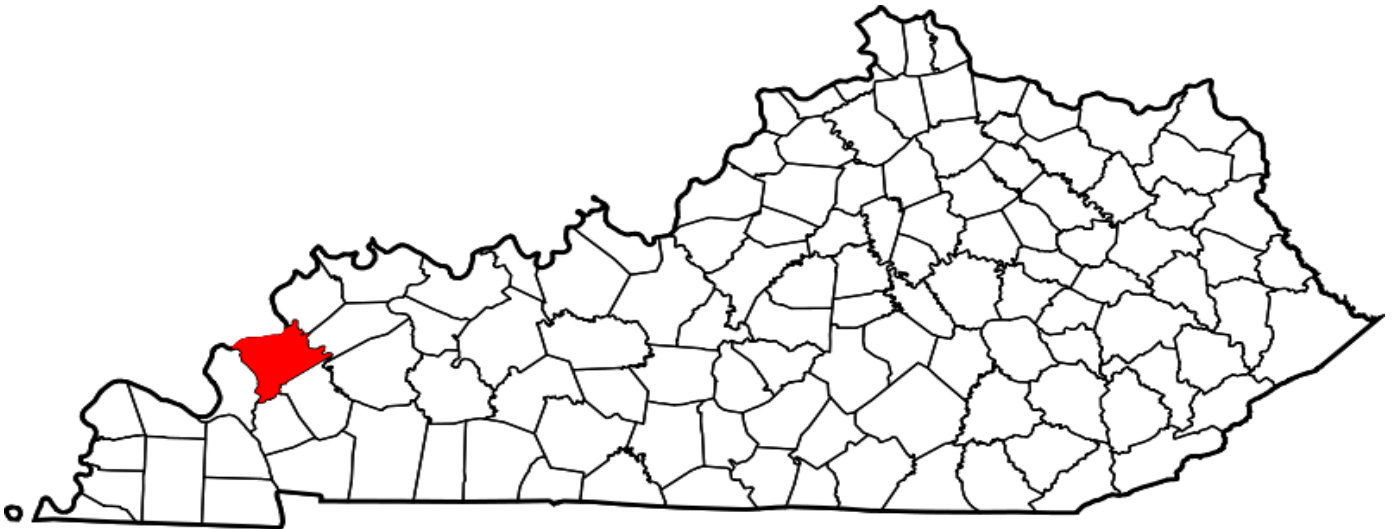
## Crittenden County

**A CRIME IS COMMITTED IN CRITTENDEN COUNTY  
APPROXIMATELY EVERY 23 HOURS**

### FULL TIME SWORN LAW ENFORCEMENT EMPLOYEES

Agency	Male	Female	Total
STATE POLICE	1005	22	1027
CRITTENDEN COUNTY SHERIFF'S OFFICE	3	0	3
MARION POLICE DEPARTMENT	7	0	7

\*\*Kentucky State Police Troopers may be assigned to multiple counties per post.



County Seat: Marion  
Population: 9,084  
Registered Sex Offenders: 22

**CRITTENDEN  
COUNTY**

<b>Group A Offenses</b>	<b>State Police</b>		<b>Sheriff</b>		<b>Marion Police</b>		<b>All Other Agencies</b>		<b>Total</b>	
By Category	Offenses		Offenses		Offenses		Offenses		Offenses	
	Reported	Cleared	Reported	Cleared	Reported	Cleared	Reported	Cleared	Reported	Cleared
Animal Cruelty	0	0	0	0	0	0	0	0	0	0
Arson	0	0	0	0	0	0	0	0	0	0
Assault Offenses	13	13	11	2	29	19	0	0	53	34
Bribery	0	0	0	0	0	0	0	0	0	0
Burglary/Breaking and Entering	5	0	6	1	22	2	0	0	33	3
Counterfeiting/Forgery	1	0	1	0	6	2	0	0	8	2
Destruction/Damage/Vandalism Of Property	0	0	3	0	19	6	0	0	22	6
Drug/Narcotic Offenses	18	13	23	10	86	65	0	0	127	88
Extortion/Blackmail	0	0	0	0	0	0	0	0	0	0
Fraud Offenses	0	0	1	0	16	1	0	0	17	1
Gambling Offenses	0	0	0	0	0	0	0	0	0	0
Homicide Offenses	0	0	0	0	0	0	0	0	0	0
Human Trafficking	0	0	0	0	0	0	0	0	0	0
Kidnapping/Abduction	1	1	1	0	3	2	0	0	5	3
Larceny/Theft Offenses	5	2	9	2	64	26	0	0	78	30
Motor Vehicle Theft	0	0	6	0	1	0	0	0	7	0
Pornography/Obscene Material	1	1	0	0	0	0	0	0	1	1
Prostitution Offenses	0	0	0	0	0	0	0	0	0	0
Robbery	0	0	0	0	0	0	0	0	0	0
Sex Offenses, Forcible	4	3	0	0	6	2	0	0	10	5
Sex Offenses, Nonforcible	1	0	0	0	1	0	0	0	2	0
Stolen Property Offenses (Receiving, etc.)	0	0	1	0	6	2	0	0	7	2
Weapon Law Violations	2	2	6	1	4	3	0	0	12	6
<b>Total</b>	<b>51</b>	<b>35</b>	<b>68</b>	<b>16</b>	<b>263</b>	<b>130</b>	<b>0</b>	<b>0</b>	<b>382</b>	<b>181</b>

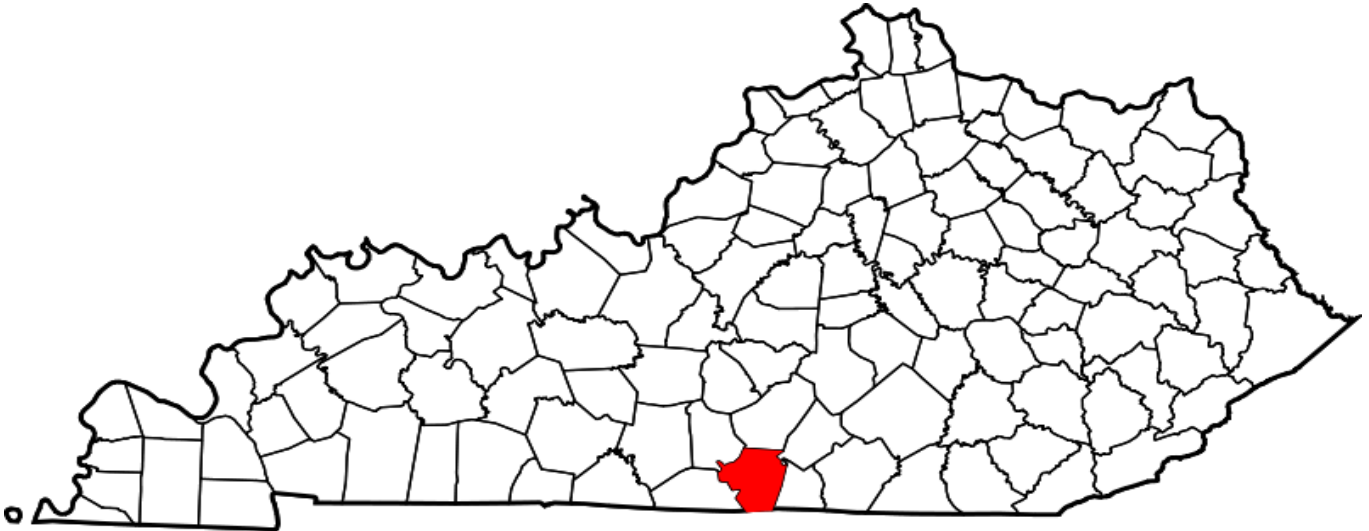
## Cumberland County

**A CRIME IS COMMITTED IN CUMBERLAND COUNTY  
APPROXIMATELY EVERY 2 DAYS**

### FULL TIME SWORN LAW ENFORCEMENT EMPLOYEES

Agency	Male	Female	Total
STATE POLICE	1005	22	1027
CUMBERLAND COUNTY SHERIFF'S OFFICE	4	0	4
BURKESVILLE POLICE DEPARTMENT	6	0	6

\*\*Kentucky State Police Troopers may be assigned to multiple counties per post.



County Seat: Burkesville  
Population: 6,706  
Registered Sex Offenders: 10

**CUMBERLAND  
COUNTY**

<b>Group A Offenses</b>	<b>State Police</b>		<b>Sheriff</b>		<b>Burkesville</b>		<b>All Other Agencies</b>		<b>Total</b>	
By Category	Offenses		Offenses		Offenses		Offenses		Offenses	
	Reported	Cleared	Reported	Cleared	Reported	Cleared	Reported	Cleared	Reported	Cleared
Animal Cruelty	0	0	0	0	0	0	0	0	0	0
Arson	0	0	0	0	0	0	0	0	0	0
Assault Offenses	2	0	14	14	2	2	0	0	18	16
Bribery	0	0	0	0	0	0	0	0	0	0
Burglary/Breaking and Entering	0	0	5	1	13	0	0	0	18	1
Counterfeiting/Forgery	28	28	0	0	1	0	0	0	29	28
Destruction/Damage/Vandalism Of Property	0	0	2	1	0	0	0	0	2	1
Drug/Narcotic Offenses	7	2	31	25	7	7	0	0	45	34
Extortion/Blackmail	0	0	0	0	0	0	0	0	0	0
Fraud Offenses	2	2	0	0	0	0	0	0	2	2
Gambling Offenses	0	0	0	0	0	0	0	0	0	0
Homicide Offenses	1	0	0	0	0	0	0	0	1	0
Human Trafficking	0	0	0	0	0	0	0	0	0	0
Kidnapping/Abduction	0	0	0	0	0	0	0	0	0	0
Larceny/Theft Offenses	22	21	5	1	6	1	0	0	33	23
Motor Vehicle Theft	0	0	0	0	0	0	0	0	0	0
Pornography/Obscene Material	0	0	0	0	0	0	0	0	0	0
Prostitution Offenses	0	0	0	0	0	0	0	0	0	0
Robbery	0	0	0	0	0	0	0	0	0	0
Sex Offenses, Forcible	3	2	0	0	1	1	0	0	4	3
Sex Offenses, Nonforcible	0	0	0	0	1	0	0	0	1	0
Stolen Property Offenses (Receiving, etc.)	0	0	1	0	0	0	0	0	1	0
Weapon Law Violations	0	0	1	0	0	0	0	0	1	0
<b>Total</b>	<b>65</b>	<b>55</b>	<b>59</b>	<b>42</b>	<b>31</b>	<b>11</b>	<b>0</b>	<b>0</b>	<b>155</b>	<b>108</b>



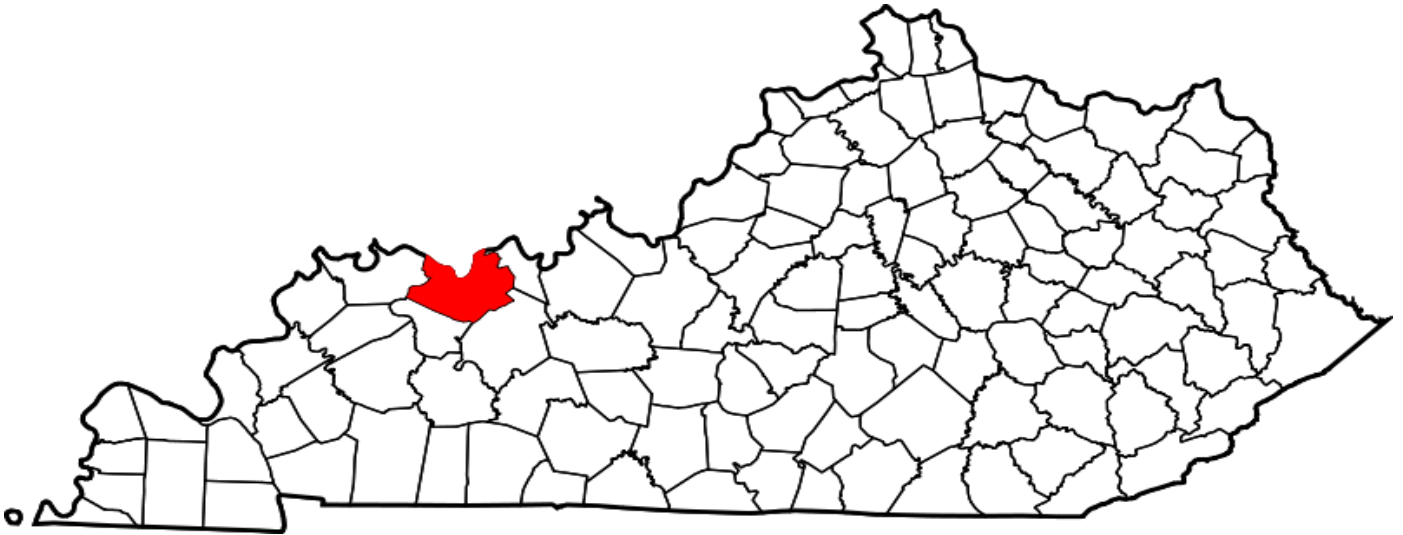
## ***Daviess County***

**A CRIME IS COMMITTED IN DAVIESS COUNTY  
APPROXIMATELY EVERY 60 MINUTES**

### **FULL TIME SWORN LAW ENFORCEMENT EMPLOYEES**

<b>Agency</b>	<b>Male</b>	<b>Female</b>	<b>Total</b>
STATE POLICE	1005	22	<b>1027</b>
DAVIESS COUNTY SHERIFF'S OFFICE	32	4	<b>36</b>
OWENSBORO POLICE DEPARTMENT	87	7	<b>94</b>

\*\*Kentucky State Police Troopers may be assigned to multiple counties per post.



County Seat: Owensboro  
Population: 100,374  
Registered Sex Offenders: 279

**DAVISS  
COUNTY**

<b>Group A Offenses</b>	<b>State Police</b>		<b>Sheriff</b>		<b>Owensboro</b>		<b>All Other Agencies</b>		<b>Total</b>	
By Category	Offenses		Offenses		Offenses		Offenses		Offenses	
	Reported	Cleared	Reported	Cleared	Reported	Cleared	Reported	Cleared	Reported	Cleared
Animal Cruelty	0	0	3	1	0	0	0	0	3	1
Arson	1	0	0	0	10	3	0	0	11	3
Assault Offenses	64	59	195	141	1,275	853	0	0	1534	1053
Bribery	0	0	0	0	3	3	0	0	3	3
Burglary/Breaking and Entering	21	2	107	14	474	170	0	0	602	186
Counterfeiting/Forgery	13	11	85	34	276	241	0	0	374	286
Destruction/Damage/Vandalism Of Property	16	7	88	25	791	223	0	0	895	255
Drug/Narcotic Offenses	184	176	418	397	1,932	1,882	0	0	2534	2455
Extortion/Blackmail	0	0	0	0	0	0	0	0	0	0
Fraud Offenses	11	8	21	8	152	95	1	1	185	112
Gambling Offenses	0	0	0	0	0	0	0	0	0	0
Homicide Offenses	1	1	3	3	4	4	0	0	8	8
Human Trafficking	2	0	0	0	0	0	0	0	2	0
Kidnapping/Abduction	1	1	2	2	10	8	0	0	13	11
Larceny/Theft Offenses	43	8	296	81	2,295	1,049	1	0	2635	1138
Motor Vehicle Theft	6	3	45	14	264	152	0	0	315	169
Pornography/Obscene Material	3	0	0	0	12	11	0	0	15	11
Prostitution Offenses	0	0	0	0	0	0	0	0	0	0
Robbery	0	0	4	1	65	41	0	0	69	42
Sex Offenses, Forcible	25	11	26	9	135	100	0	0	186	120
Sex Offenses, Nonforcible	3	1	2	0	14	11	0	0	19	12
Stolen Property Offenses (Receiving, etc.)	11	9	11	11	55	52	0	0	77	72
Weapon Law Violations	27	27	30	29	84	82	0	0	141	138
<b>Total</b>	<b>432</b>	<b>324</b>	<b>1336</b>	<b>770</b>	<b>7851</b>	<b>4980</b>	<b>2</b>	<b>1</b>	<b>9621</b>	<b>6075</b>

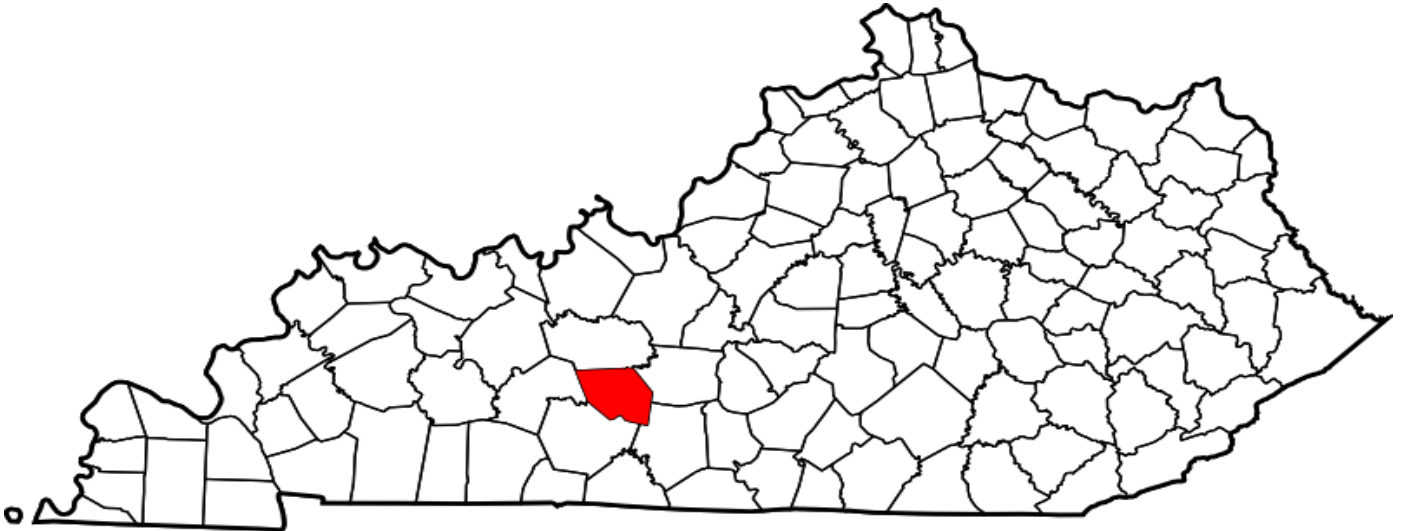
## ***Edmonson County***

**A CRIME IS COMMITTED IN EDMONSON COUNTY  
APPROXIMATELY EVERY 24 HOURS**

### **FULL TIME SWORN LAW ENFORCEMENT EMPLOYEES**

<b>Agency</b>	<b>Male</b>	<b>Female</b>	<b>Total</b>
STATE POLICE	1005	22	<b>1027</b>
EDMONSON COUNTY SHERIFF'S OFFICE	6	0	<b>6</b>
BROWNSVILLE POLICE DEPARTMENT	3	0	<b>3</b>

\*\*Kentucky State Police Troopers may be assigned to multiple counties per post.



County Seat: Brownsville  
Population: 12,226  
Registered Sex Offenders: 20

**EDMONSON  
COUNTY**

<b>Group A Offenses</b>	<b>State Police</b>		<b>Sheriff</b>		<b>Brownsville</b>		<b>All Other Agencies</b>		<b>Total</b>	
By Category	Offenses		Offenses		Offenses		Offenses		Offenses	
	Reported	Cleared	Reported	Cleared	Reported	Cleared	Reported	Cleared	Reported	Cleared
Animal Cruelty	0	0	0	0	0	0	0	0	0	0
Arson	0	0	1	0	0	0	0	0	1	0
Assault Offenses	16	16	28	8	1	1	0	0	45	25
Bribery	0	0	0	0	0	0	0	0	0	0
Burglary/Breaking and Entering	6	1	7	1	1	0	0	0	14	2
Counterfeiting/Forgery	2	1	12	11	2	2	0	0	16	14
Destruction/Damage/Vandalism Of Property	2	1	7	3	0	0	0	0	9	4
Drug/Narcotic Offenses	10	9	84	53	3	3	0	0	97	65
Extortion/Blackmail	0	0	0	0	0	0	0	0	0	0
Fraud Offenses	1	1	10	7	0	0	0	0	11	8
Gambling Offenses	0	0	0	0	0	0	0	0	0	0
Homicide Offenses	0	0	0	0	0	0	0	0	0	0
Human Trafficking	0	0	0	0	0	0	0	0	0	0
Kidnapping/Abduction	2	2	2	2	0	0	0	0	4	4
Larceny/Theft Offenses	5	1	18	5	4	2	0	0	27	8
Motor Vehicle Theft	2	0	8	0	1	0	0	0	11	0
Pornography/Obscene Material	7	7	0	0	0	0	0	0	7	7
Prostitution Offenses	0	0	0	0	0	0	0	0	0	0
Robbery	0	0	1	0	0	0	0	0	1	0
Sex Offenses, Forcible	17	10	0	0	0	0	0	0	17	10
Sex Offenses, Nonforcible	3	3	0	0	0	0	0	0	3	3
Stolen Property Offenses (Receiving, etc.)	3	2	5	3	0	0	0	0	8	5
Weapon Law Violations	0	0	8	4	1	1	0	0	9	5
<b>Total</b>	<b>76</b>	<b>54</b>	<b>191</b>	<b>97</b>	<b>13</b>	<b>9</b>	<b>0</b>	<b>0</b>	<b>280</b>	<b>160</b>

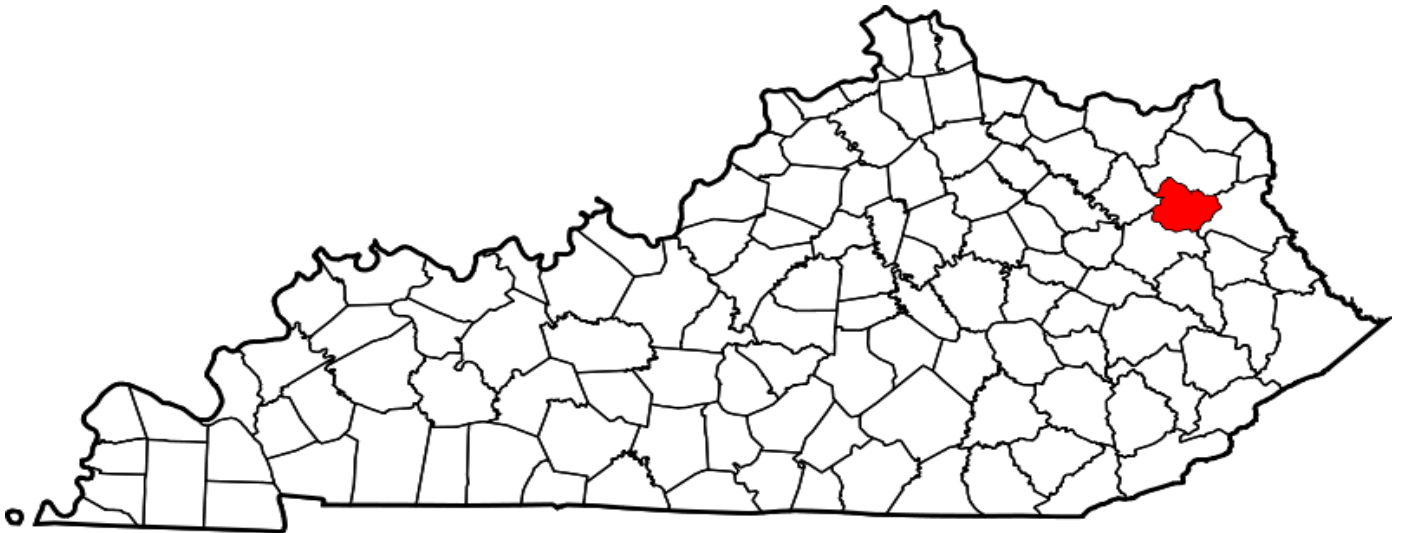
## *Elliott County*

**A CRIME IS COMMITTED IN ELLIOTT COUNTY  
APPROXIMATELY EVERY 24 HOURS**

### **FULL TIME SWORN LAW ENFORCEMENT EMPLOYEES**

<b>Agency</b>	<b>Male</b>	<b>Female</b>	<b>Total</b>
STATE POLICE	1005	22	<b>1027</b>
ELLIOTT COUNTY SHERIFF'S OFFICE	2	0	<b>2</b>

\*\*Kentucky State Police Troopers may be assigned to multiple counties per post.



County Seat: Sandy Hook  
Population: 7,523  
Registered Sex Offenders: 53

**ELLIOTT  
COUNTY**

<b>Group A Offenses</b>	<b>State Police</b>		<b>Sheriff</b>		<b>All Other Agencies</b>		<b>-</b>		<b>Total</b>	
By Category	Offenses		Offenses		Offenses		Offenses		Offenses	
	Reported	Cleared	Reported	Cleared	Reported	Cleared	Reported	Cleared	Reported	Cleared
Animal Cruelty	179	0	0	0	0	0			179	0
Arson	0	0	0	0	0	0			0	0
Assault Offenses	46	20	0	0	0	0			46	20
Bribery	0	0	0	0	0	0			0	0
Burglary/Breaking and Entering	5	0	0	0	0	0			5	0
Counterfeiting/Forgery	0	0	0	0	0	0			0	0
Destruction/Damage/Vandalism Of Property	2	0	0	0	0	0			2	0
Drug/Narcotic Offenses	71	30	0	0	0	0			71	30
Extortion/Blackmail	0	0	0	0	0	0			0	0
Fraud Offenses	1	0	0	0	0	0			1	0
Gambling Offenses	0	0	0	0	0	0			0	0
Homicide Offenses	2	1	0	0	0	0			2	1
Human Trafficking	0	0	0	0	0	0			0	0
Kidnapping/Abduction	0	0	0	0	0	0			0	0
Larceny/Theft Offenses	15	2	0	0	0	0			15	2
Motor Vehicle Theft	2	1	0	0	0	0			2	1
Pornography/Obscene Material	0	0	0	0	0	0			0	0
Prostitution Offenses	0	0	0	0	0	0			0	0
Robbery	0	0	0	0	0	0			0	0
Sex Offenses, Forcible	4	1	0	0	0	0			4	1
Sex Offenses, Nonforcible	0	0	0	0	0	0			0	0
Stolen Property Offenses (Receiving, etc.)	2	2	0	0	0	0			2	2
Weapon Law Violations	3	3	0	0	0	0			3	3
<b>Total</b>	<b>332</b>	<b>60</b>	<b>0</b>	<b>0</b>	<b>0</b>	<b>0</b>	<b>0</b>	<b>0</b>	<b>332</b>	<b>60</b>

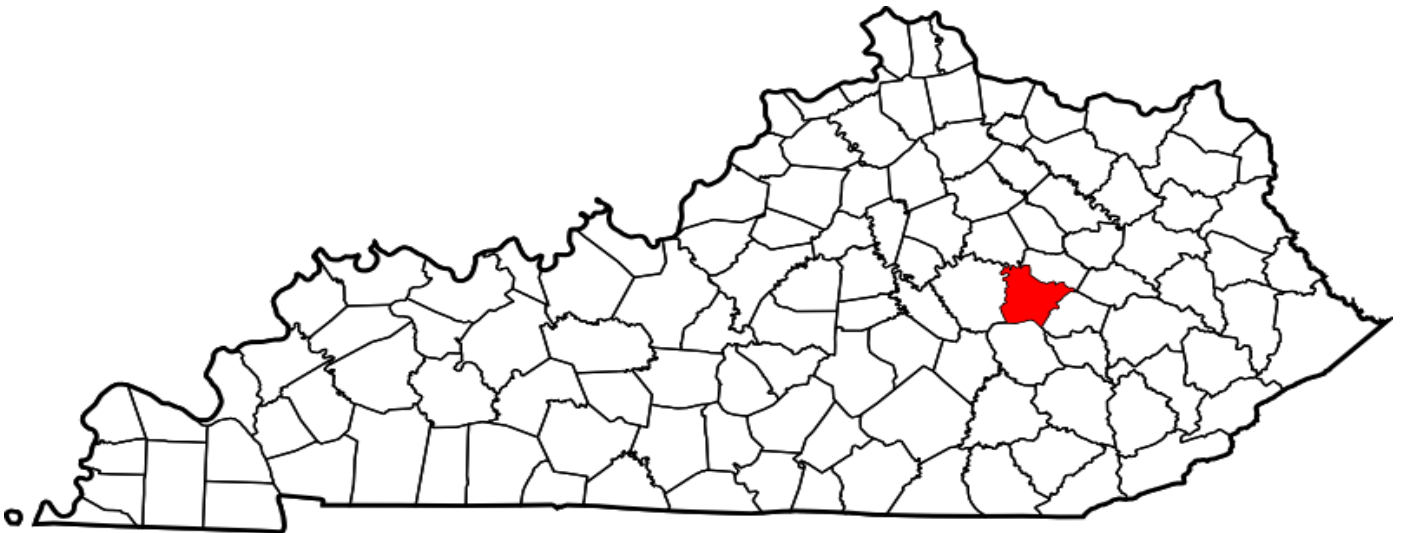
## ***Estill County***

**A CRIME IS COMMITTED IN ESTILL COUNTY  
APPROXIMATELY EVERY 16 HOURS**

### **FULL TIME SWORN LAW ENFORCEMENT EMPLOYEES**

<b>Agency</b>	<b>Male</b>	<b>Female</b>	<b>Total</b>
STATE POLICE	1005	22	<b>1027</b>
ESTILL COUNTY SHERIFF'S OFFICE	4	0	<b>4</b>
IRVINE POLICE DEPARTMENT	5	0	<b>5</b>
RAVENNA POLICE DEPARTMENT	1	0	<b>1</b>

\*\*Kentucky State Police Troopers may be assigned to multiple counties per post.



County Seat: Irvine  
Population: 14,277  
Registered Sex Offenders: 26

**ESTILL  
COUNTY**

<b>Group A Offenses</b>	<b>State Police</b>		<b>Sheriff</b>		<b>Irvine</b>		<b>Ravenna</b>		<b>All Other Agencies</b>		<b>Total</b>	
By Category	Offenses		Offenses		Offenses		Offenses		Offenses		Offenses	
	Reported	Cleared	Reported	Cleared	Reported	Cleared	Reported	Cleared	Reported	Cleared	Reported	Cleared
Animal Cruelty	1	0	0	0	0	0	0	0	0	0	1	0
Arson	1	0	0	0	2	2	0	0	0	0	3	2
Assault Offenses	38	33	2	1	41	28	7	7	0	0	88	69
Bribery	0	0	0	0	1	1	0	0	0	0	1	1
Burglary/Breaking and Entering	29	12	4	0	15	9	1	0	0	0	49	21
Counterfeiting/Forgery	3	1	0	0	2	2	0	0	0	0	5	3
Destruction/Damage/Vandalism Of Property	16	7	1	0	4	1	2	1	0	0	23	9
Drug/Narcotic Offenses	64	47	0	0	123	118	0	0	0	0	187	165
Extortion/Blackmail	0	0	0	0	0	0	0	0	0	0	0	0
Fraud Offenses	5	2	1	0	1	0	0	0	0	0	7	2
Gambling Offenses	0	0	0	0	0	0	0	0	0	0	0	0
Homicide Offenses	5	5	0	0	1	0	0	0	0	0	6	5
Human Trafficking	0	0	0	0	0	0	0	0	0	0	0	0
Kidnapping/Abduction	0	0	0	0	0	0	0	0	0	0	0	0
Larceny/Theft Offenses	33	14	4	1	7	4	4	1	0	0	48	20
Motor Vehicle Theft	7	2	2	0	2	0	0	0	0	0	11	2
Pornography/Obscene Material	27	26	0	0	1	1	0	0	0	0	28	27
Prostitution Offenses	0	0	0	0	0	0	0	0	0	0	0	0
Robbery	2	2	0	0	0	0	0	0	0	0	2	2
Sex Offenses, Forcible	3	0	0	0	4	4	0	0	0	0	7	4
Sex Offenses, Nonforcible	5	5	0	0	3	3	0	0	0	0	8	8
Stolen Property Offenses (Receiving, etc.)	5	1	1	0	1	0	0	0	0	0	7	1
Weapon Law Violations	40	40	0	0	6	5	1	1	0	0	47	46
<b>Total</b>	<b>284</b>	<b>197</b>	<b>15</b>	<b>2</b>	<b>214</b>	<b>178</b>	<b>15</b>	<b>10</b>	<b>0</b>	<b>0</b>	<b>528</b>	<b>387</b>



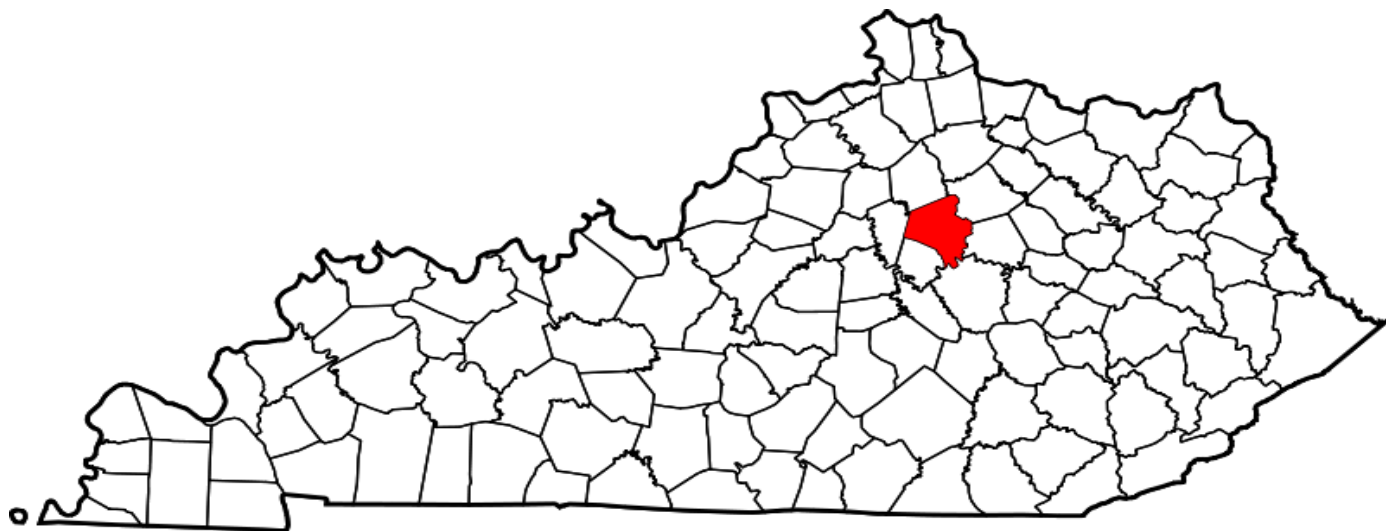
## Fayette County

**A CRIME IS COMMITTED IN FAYETTE  
COUNTY APPROXIMATELY EVERY 17 MINUTES**

### FULL TIME SWORN LAW ENFORCEMENT EMPLOYEES

Agency	Male	Female	Total
STATE POLICE	1005	22	1027
FAYETTE COUNTY SHERIFF'S OFFICE	38	10	48
LEXINGTON POLICE DEPARTMENT	559	52	611
UK POLICE DEPARTMENT	46	6	52
FAYETTE CO. SCHOOLS	19	7	26
BLUEGRASS AIRPORT	20	0	20
KY HORSE PARK	7	1	8

\*\*Kentucky State Police Troopers may be assigned to multiple counties per post.



County Seat: Lexington  
Population: 321,959  
Registered Sex Offenders: 461

**FAYETTE  
COUNTY**

<b>Group A Offenses</b>	<b>State Police</b>		<b>Sheriff</b>		<b>Lexington PD</b>		<b>UK Police Dept.</b>		<b>Fayette Co. Schools</b>	
By Category	Offenses		Offenses		Offenses		Offenses		Offenses	
	Reported	Cleared	Reported	Cleared	Reported	Cleared	Reported	Cleared	Reported	Cleared
Animal Cruelty	0	0	0	0	2	2	0	0	0	0
Arson	0	0	0	0	50	25	0	0	0	0
Assault Offenses	3	3	0	0	4,218	2,979	144	42	232	47
Bribery	0	0	0	0	10	8	0	0	0	0
Burglary/Breaking and Entering	0	0	0	0	1,578	399	18	1	4	0
Counterfeiting/Forgery	1	1	0	0	967	683	1	1	0	0
Destruction/Damage/Vandalism Of Property	0	0	0	0	3,316	844	134	9	29	5
Drug/Narcotic Offenses	50	30	0	0	4,514	4,429	387	160	119	23
Extortion/Blackmail	0	0	0	0	19	6	3	0	1	0
Fraud Offenses	0	0	0	0	1,498	628	21	0	0	0
Gambling Offenses	0	0	0	0	0	0	0	0	0	0
Homicide Offenses	0	0	0	0	26	17	0	0	0	0
Human Trafficking	0	0	0	0	12	6	0	0	0	0
Kidnapping/Abduction	0	0	0	0	133	93	0	0	1	0
Larceny/Theft Offenses	5	0	0	0	9,053	3,078	510	27	74	3
Motor Vehicle Theft	1	0	0	0	1,173	406	19	0	2	0
Pornography/Obscene Material	27	26	0	0	88	67	1	1	3	0
Prostitution Offenses	0	0	0	0	63	62	0	0	0	0
Robbery	0	0	0	0	439	147	0	0	0	0
Sex Offenses, Forcible	10	5	0	0	580	266	19	2	5	0
Sex Offenses, Nonforcible	2	1	0	0	21	7	2	1	0	0
Stolen Property Offenses (Receiving, etc.)	0	0	0	0	448	362	15	12	4	1
Weapon Law Violations	3	3	0	0	386	370	6	4	9	2
<b>Total</b>	<b>102</b>	<b>69</b>	<b>0</b>	<b>0</b>	<b>28594</b>	<b>14884</b>	<b>1280</b>	<b>260</b>	<b>483</b>	<b>81</b>

**FAYETTE  
COUNTY**

<b>Group A Offenses</b>	<b>Bluegrass Airport</b>		<b>KY Horse Park</b>		<b>Transylvania</b>		<b>All Other Agencies</b>		<b>Total</b>	
By Category	Offenses		Offenses		Offenses		Offenses		Offenses	
	Reported	Cleared	Reported	Cleared	Reported	Cleared	Reported	Cleared	Reported	Cleared
Animal Cruelty	0	0	0	0	0	0	0	0	2	2
Arson	0	0	0	0	0	0	0	0	50	25
Assault Offenses	1	0	3	0	0	0	7	4	4608	3075
Bribery	0	0	0	0	0	0	0	0	10	8
Burglary/Breaking and Entering	0	0	0	0	3	1	0	0	1603	401
Counterfeiting/Forgery	0	0	0	0	0	0	0	0	969	685
Destruction/Damage/Vandalism Of Property	0	0	8	0	0	0	0	0	3487	858
Drug/Narcotic Offenses	2	0	0	0	13	11	14	10	5099	4663
Extortion/Blackmail	0	0	0	0	0	0	0	0	23	6
Fraud Offenses	0	0	0	0	1	1	1	0	1521	629
Gambling Offenses	0	0	0	0	0	0	0	0	0	0
Homicide Offenses	0	0	0	0	0	0	0	0	26	17
Human Trafficking	0	0	0	0	0	0	0	0	12	6
Kidnapping/Abduction	0	0	0	0	0	0	0	0	134	93
Larceny/Theft Offenses	6	0	28	1	13	3	1	1	9690	3113
Motor Vehicle Theft	5	0	0	0	0	0	0	0	1200	406
Pornography/Obscene Material	0	0	0	0	0	0	0	0	119	94
Prostitution Offenses	0	0	0	0	0	0	1	0	64	62
Robbery	0	0	1	0	0	0	0	0	440	147
Sex Offenses, Forcible	0	0	0	0	0	0	0	0	614	273
Sex Offenses, Nonforcible	0	0	0	0	0	0	0	0	25	9
Stolen Property Offenses (Receiving, etc.)	1	0	1	0	0	0	1	1	470	376
Weapon Law Violations	0	0	0	0	0	0	1	1	405	380
<b>Total</b>	<b>15</b>	<b>0</b>	<b>41</b>	<b>1</b>	<b>30</b>	<b>16</b>	<b>26</b>	<b>17</b>	<b>30571</b>	<b>15328</b>

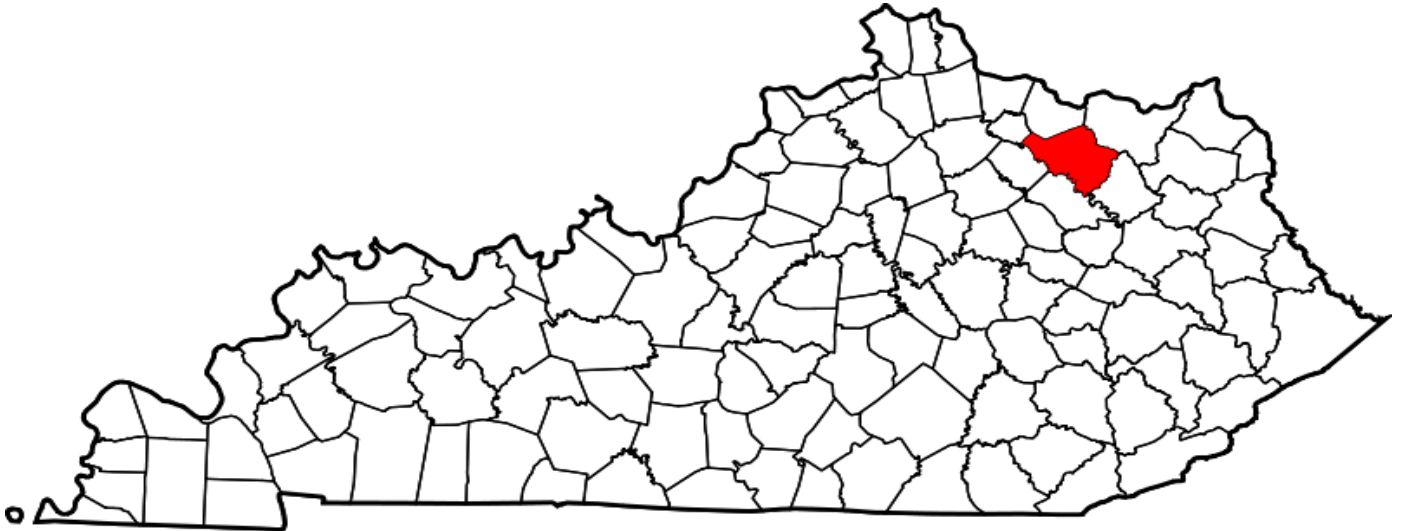
## Fleming County

**A CRIME IS COMMITTED IN FLEMING COUNTY  
APPROXIMATELY EVERY 16 HOURS**

### FULL TIME SWORN LAW ENFORCEMENT EMPLOYEES

Agency	Male	Female	Total
STATE POLICE	1005	22	1027
FLEMING COUNTY SHERIFF'S OFFICE	6	0	6
FLEMINGSBURG POLICE DEPARTMENT	7	1	8

\*\*Kentucky State Police Troopers may be assigned to multiple counties per post.



County Seat: Flemingsburg  
Population: 14,446  
Registered Sex Offenders: 28

**FLEMING  
COUNTY**

<b>Group A Offenses</b>	<b>State Police</b>		<b>Sheriff</b>		<b>Flemingsburg</b>		<b>All Other Agencies</b>		<b>Total</b>	
By Category	Offenses		Offenses		Offenses		Offenses		Offenses	
	Reported	Cleared	Reported	Cleared	Reported	Cleared	Reported	Cleared	Reported	Cleared
Animal Cruelty	0	0	0	0	0	0	0	0	0	0
Arson	0	0	0	0	0	0	0	0	0	0
Assault Offenses	14	11	32	28	45	28	0	0	91	67
Bribery	0	0	1	1	0	0	0	0	1	1
Burglary/Breaking and Entering	6	1	2	1	5	2	0	0	13	4
Counterfeiting/Forgery	0	0	1	1	12	8	0	0	13	9
Destruction/Damage/Vandalism Of Property	1	0	7	7	12	3	0	0	20	10
Drug/Narcotic Offenses	43	39	124	109	74	60	0	0	241	208
Extortion/Blackmail	0	0	0	0	0	0	0	0	0	0
Fraud Offenses	2	2	1	1	2	1	0	0	5	4
Gambling Offenses	0	0	0	0	0	0	0	0	0	0
Homicide Offenses	0	0	0	0	0	0	0	0	0	0
Human Trafficking	0	0	0	0	0	0	0	0	0	0
Kidnapping/Abduction	0	0	0	0	1	1	0	0	1	1
Larceny/Theft Offenses	6	3	17	7	50	12	0	0	73	22
Motor Vehicle Theft	2	1	5	2	11	1	0	0	18	4
Pornography/Obscene Material	0	0	0	0	1	0	0	0	1	0
Prostitution Offenses	0	0	0	0	0	0	0	0	0	0
Robbery	0	0	0	0	0	0	0	0	0	0
Sex Offenses, Forcible	31	2	2	0	2	0	0	0	35	2
Sex Offenses, Nonforcible	11	0	0	0	0	0	0	0	11	0
Stolen Property Offenses (Receiving, etc.)	2	2	1	1	3	0	0	0	6	3
Weapon Law Violations	2	2	9	8	1	1	0	0	12	11
<b>Total</b>	<b>120</b>	<b>63</b>	<b>202</b>	<b>166</b>	<b>219</b>	<b>117</b>	<b>0</b>	<b>0</b>	<b>541</b>	<b>346</b>

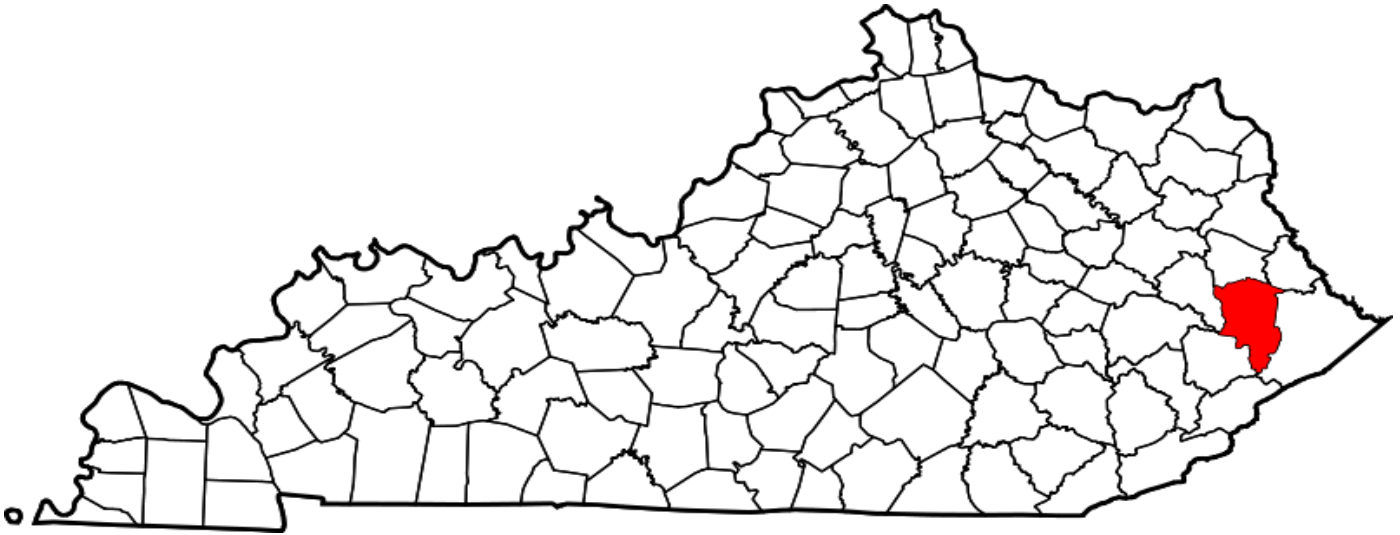
## Floyd County

**A CRIME IS COMMITTED IN FLOYD COUNTY  
APPROXIMATELY EVERY 6 HOURS**

### FULL TIME SWORN LAW ENFORCEMENT EMPLOYEES

Agency	Male	Female	Total
STATE POLICE	1005	22	<b>1027</b>
FLOYD COUNTY SHERIFF'S OFFICE	14	2	<b>16</b>
MARTIN POLICE DEPARTMENT	3	0	<b>3</b>
PRESTONSBURG POLICE DEPARTMENT	13	0	<b>13</b>
WAYLAND POLICE DEPARTMENT	1	0	<b>1</b>
WHEELWRIGHT POLICE DEPARTMENT	1	0	<b>1</b>

\*\*Kentucky State Police Troopers may be assigned to multiple counties per post.



County Seat: Prestonsburg  
 Population: 36,271  
 Registered Sex Offenders: 60

## FLOYD COUNTY

Group A Offenses	State Police		Sheriff		Martin		Prestonsburg		Wayland	
By Category	Offenses		Offenses		Offenses		Offenses		Offenses	
	Reported	Cleared	Reported	Cleared	Reported	Cleared	Reported	Cleared	Reported	Cleared
Animal Cruelty	0	0	0	0	0	0	0	0	0	0
Arson	2	0	0	0	0	0	0	0	0	0
Assault Offenses	142	82	23	15	2	2	14	6	2	0
Bribery	0	0	0	0	0	0	0	0	0	0
Burglary/Breaking and Entering	31	7	17	2	2	1	10	1	0	0
Counterfeiting/Forgery	7	0	8	2	1	1	10	3	0	0
Destruction/Damage/Vandalism Of Property	8	1	4	1	1	1	2	0	0	0
Drug/Narcotic Offenses	329	184	199	145	44	41	156	37	0	0
Extortion/Blackmail	0	0	0	0	0	0	0	0	0	0
Fraud Offenses	8	2	4	0	0	0	5	1	0	0
Gambling Offenses	0	0	0	0	0	0	0	0	0	0
Homicide Offenses	1	1	0	0	0	0	1	0	0	0
Human Trafficking	1	0	0	0	0	0	0	0	0	0
Kidnapping/Abduction	1	0	0	0	0	0	0	0	0	0
Larceny/Theft Offenses	24	4	31	3	1	0	27	4	1	0
Motor Vehicle Theft	30	1	11	0	0	0	5	1	0	0
Pornography/Obscene Material	2	0	0	0	0	0	1	0	0	0
Prostitution Offenses	0	0	0	0	0	0	0	0	0	0
Robbery	4	2	0	0	0	0	0	0	0	0
Sex Offenses, Forcible	33	2	0	0	0	0	1	0	0	0
Sex Offenses, Nonforcible	3	0	0	0	0	0	0	0	0	0
Stolen Property Offenses (Receiving, etc.)	16	6	7	5	0	0	9	2	0	0
Weapon Law Violations	27	17	8	8	3	3	9	3	0	0
<b>Total</b>	<b>669</b>	<b>309</b>	<b>312</b>	<b>181</b>	<b>54</b>	<b>49</b>	<b>250</b>	<b>58</b>	<b>3</b>	<b>0</b>

## FLOYD COUNTY

Group A Offenses	Wheelwright		All Other Agencies		-		-		Total	
By Category	Offenses		Offenses		Offenses		Offenses		Offenses	
	Reported	Cleared	Reported	Cleared	Reported	Cleared	Reported	Cleared	Reported	Cleared
Animal Cruelty	0	0	0	0					0	0
Arson	0	0	0	0					2	0
Assault Offenses	0	0	1	1					184	106
Bribery	0	0	0	0					0	0
Burglary/Breaking and Entering	0	0	0	0					60	11
Counterfeiting/Forgery	0	0	0	0					26	6
Destruction/Damage/Vandalism Of Property	0	0	0	0					15	3
Drug/Narcotic Offenses	0	0	12	7					740	414
Extortion/Blackmail	0	0	0	0					0	0
Fraud Offenses	0	0	2	1					19	4
Gambling Offenses	0	0	0	0					0	0
Homicide Offenses	0	0	0	0					2	1
Human Trafficking	0	0	0	0					1	0
Kidnapping/Abduction	0	0	0	0					1	0
Larceny/Theft Offenses	0	0	3	2					87	13
Motor Vehicle Theft	0	0	1	0					47	2
Pornography/Obscene Material	0	0	0	0					3	0
Prostitution Offenses	0	0	0	0					0	0
Robbery	0	0	0	0					4	2
Sex Offenses, Forcible	0	0	0	0					34	2
Sex Offenses, Nonforcible	0	0	0	0					3	0
Stolen Property Offenses (Receiving, etc.)	0	0	0	0					32	13
Weapon Law Violations	0	0	0	0					47	31
<b>Total</b>	<b>0</b>	<b>0</b>	<b>19</b>	<b>11</b>	<b>0</b>	<b>0</b>	<b>0</b>	<b>0</b>	<b>1307</b>	<b>608</b>



## Franklin County

**A CRIME IS COMMITTED IN FRANKLIN COUNTY  
APPROXIMATELY EVERY 2 HOURS**

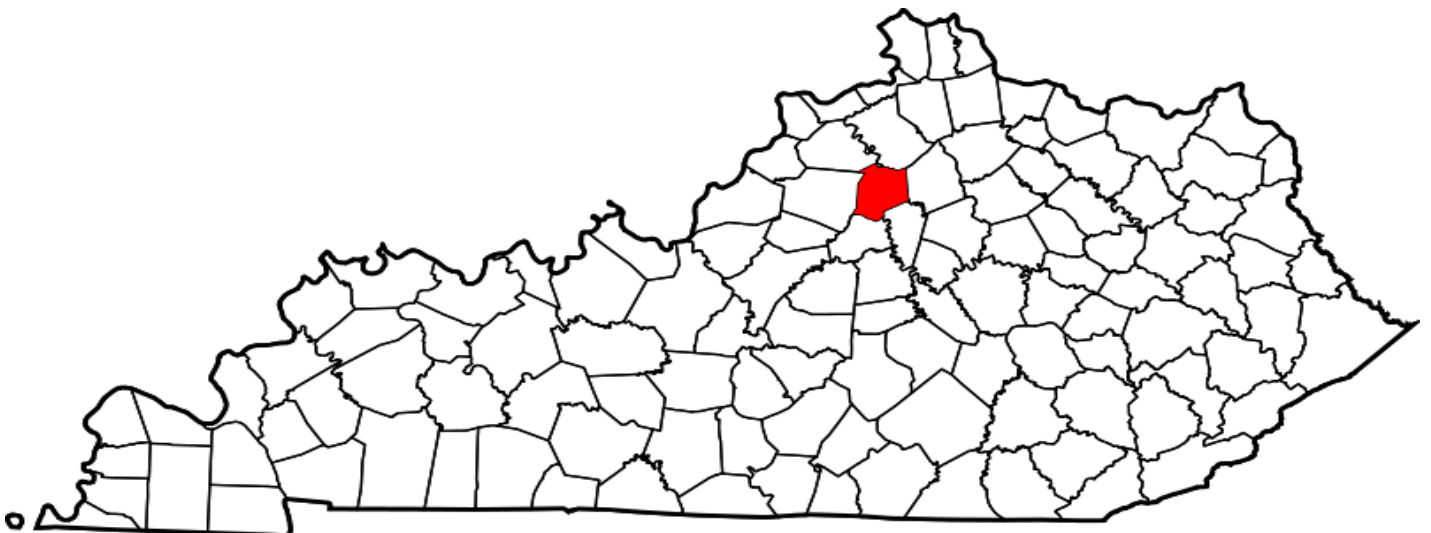
### FULL TIME SWORN LAW ENFORCEMENT EMPLOYEES

Agency	Male	Female	Total
STATE POLICE	1005	22	<b>1027</b>
FRANKLIN COUNTY SHERIFF'S DEPARTMENT	25	1	<b>26</b>
OFFICE OF THE ATTORNEY GENERAL	37	4	<b>41</b>
FRANKFORT POLICE DEPARTMENT	55	2	<b>57</b>
FISH & WILDLIFE	114	1	<b>115</b>
DEPARTMENT OF INSURANCE FRAUD	10	2	<b>12</b>
ABC ENFORCEMENT FRANKFORT OFFICE	27	3	<b>30</b>
KENTUCKY STATE UNIVERSITY	7	0	<b>7</b>

\*\*Kentucky State Police Troopers may be assigned to multiple counties per post.

\*\*Department of Insurance Fraud performs duties across the state. Data shown here are specific to Franklin county only.

\*\*Department of Fish & Wildlife performs duties across the state. Data shown here are specific to Franklin county only.



County Seat: Frankfort  
 Population: 50,485  
 Registered Sex Offenders: 89

**FRANKLIN  
COUNTY**

<b>Group A Offenses</b>	<b>State Police</b>		<b>Sheriff</b>		<b>Frankfort PD</b>		<b>KSU Police Dept.</b>		<b>Office Attorney Gen.</b>	
By Category	Offenses		Offenses		Offenses		Offenses		Offenses	
	Reported	Cleared	Reported	Cleared	Reported	Cleared	Reported	Cleared	Reported	Cleared
Animal Cruelty	1	0	0	0	5	2	0	0	0	0
Arson	4	0	0	0	0	0	0	0	0	0
Assault Offenses	33	22	133	37	651	278	1	1	1	1
Bribery	0	0	0	0	0	0	0	0	0	0
Burglary/Breaking and Entering	6	3	66	6	209	42	5	0	0	0
Counterfeiting/Forgery	6	6	17	3	130	56	0	0	0	0
Destruction/Damage/Vandalism Of Property	5	2	68	9	284	50	1	0	0	0
Drug/Narcotic Offenses	27	18	168	145	551	506	1	1	0	0
Extortion/Blackmail	0	0	0	0	0	0	0	0	0	0
Fraud Offenses	12	0	24	0	112	24	0	0	138	125
Gambling Offenses	0	0	0	0	0	0	0	0	0	0
Homicide Offenses	0	0	2	0	4	3	0	0	0	0
Human Trafficking	0	0	0	0	0	0	0	0	0	0
Kidnapping/Abduction	0	0	3	0	16	8	0	0	0	0
Larceny/Theft Offenses	17	4	182	13	857	249	3	1	1	1
Motor Vehicle Theft	4	1	33	0	93	16	0	0	0	0
Pornography/Obscene Material	3	1	0	0	55	1	0	0	20	12
Prostitution Offenses	0	0	0	0	1	0	0	0	1	0
Robbery	0	0	6	0	26	10	0	0	0	0
Sex Offenses, Forcible	10	1	24	4	47	12	0	0	0	0
Sex Offenses, Nonforcible	2	1	3	0	3	3	0	0	0	0
Stolen Property Offenses (Receiving, etc.)	4	2	10	6	46	40	0	0	0	0
Weapon Law Violations	2	2	41	36	33	33	0	0	0	0
<b>Total</b>	<b>136</b>	<b>63</b>	<b>780</b>	<b>259</b>	<b>3123</b>	<b>1333</b>	<b>11</b>	<b>3</b>	<b>161</b>	<b>139</b>

## FRANKLIN COUNTY

Group A Offenses	Fish & Wildlife		Dept. Insurance		ABC Frankfort		All Other Agencies		Total	
By Category	Offenses		Offenses		Offenses		Offenses		Offenses	
	Reported	Cleared	Reported	Cleared	Reported	Cleared	Reported	Cleared	Reported	Cleared
Animal Cruelty	0	0	0	0	0	0	0	0	6	2
Arson	0	0	0	0	0	0	0	0	4	0
Assault Offenses	0	0	0	0	0	0	0	0	819	339
Bribery	0	0	0	0	0	0	0	0	0	0
Burglary/Breaking and Entering	0	0	0	0	0	0	0	0	286	51
Counterfeiting/Forgery	0	0	0	0	0	0	1	0	154	65
Destruction/Damage/Vandalism Of Property	0	0	0	0	0	0	0	0	358	61
Drug/Narcotic Offenses	0	0	0	0	0	0	0	0	747	670
Extortion/Blackmail	0	0	0	0	0	0	0	0	0	0
Fraud Offenses	0	0	2	0	0	0	0	0	288	149
Gambling Offenses	0	0	0	0	0	0	0	0	0	0
Homicide Offenses	0	0	0	0	0	0	0	0	6	3
Human Trafficking	0	0	0	0	0	0	0	0	0	0
Kidnapping/Abduction	0	0	0	0	0	0	0	0	19	8
Larceny/Theft Offenses	0	0	0	0	0	0	0	0	1060	268
Motor Vehicle Theft	0	0	0	0	0	0	0	0	130	17
Pornography/Obscene Material	0	0	0	0	0	0	0	0	78	14
Prostitution Offenses	0	0	0	0	0	0	0	0	2	0
Robbery	0	0	0	0	0	0	0	0	32	10
Sex Offenses, Forcible	0	0	0	0	0	0	0	0	81	17
Sex Offenses, Nonforcible	0	0	0	0	0	0	0	0	8	4
Stolen Property Offenses (Receiving, etc.)	0	0	0	0	0	0	0	0	60	48
Weapon Law Violations	0	0	0	0	0	0	0	0	76	71
<b>Total</b>	<b>0</b>	<b>0</b>	<b>2</b>	<b>0</b>	<b>0</b>	<b>0</b>	<b>1</b>	<b>0</b>	<b>4214</b>	<b>1797</b>

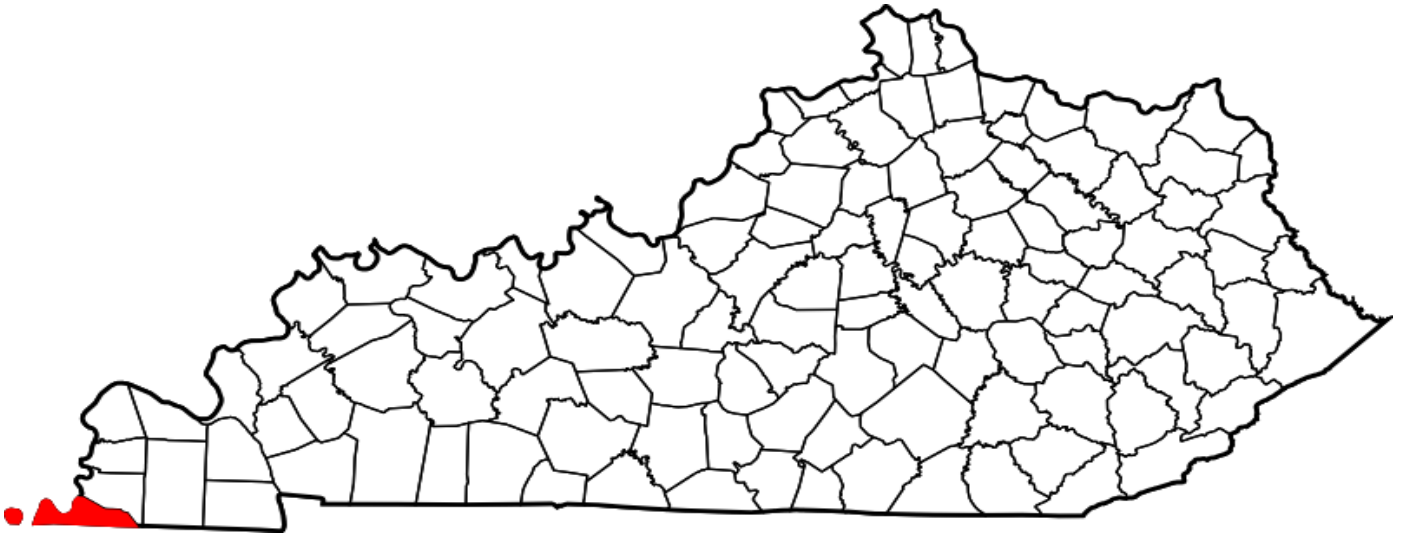
## ***Fulton County***

**A CRIME IS COMMITTED IN FULTON COUNTY  
APPROXIMATELY EVERY 24 HOURS**

### **FULL TIME SWORN LAW ENFORCEMENT EMPLOYEES**

<b>Agency</b>	<b>Male</b>	<b>Female</b>	<b>Total</b>
STATE POLICE	1005	22	<b>1027</b>
FULTON COUNTY SHERIFF'S OFFICE	4	0	<b>4</b>
FULTON POLICE DEPARTMENT	9	1	<b>10</b>

\*\*Kentucky State Police Troopers may be assigned to multiple counties per post.



County Seat: Hickman  
Population: 6,192  
Registered Sex Offenders: 36

## FULTON COUNTY

Group A Offenses	State Police		Sheriff		Fulton		All Other Agencies		Total	
By Category	Offenses		Offenses		Offenses		Offenses		Offenses	
	Reported	Cleared	Reported	Cleared	Reported	Cleared	Reported	Cleared	Reported	Cleared
Animal Cruelty	0	0	0	0	0	0	0	0	0	0
Arson	0	0	0	0	2	1	0	0	2	1
Assault Offenses	4	4	1	1	45	15	0	0	50	20
Bribery	0	0	0	0	1	1	0	0	1	1
Burglary/Breaking and Entering	0	0	1	0	23	4	0	0	24	4
Counterfeiting/Forgery	1	1	1	0	11	7	0	0	13	8
Destruction/Damage/Vandalism Of Property	0	0	1	0	15	3	0	0	16	3
Drug/Narcotic Offenses	7	3	17	17	116	107	0	0	140	127
Extortion/Blackmail	0	0	0	0	0	0	0	0	0	0
Fraud Offenses	0	0	1	0	9	1	0	0	10	1
Gambling Offenses	0	0	0	0	0	0	0	0	0	0
Homicide Offenses	1	1	0	0	0	0	0	0	1	1
Human Trafficking	0	0	0	0	0	0	0	0	0	0
Kidnapping/Abduction	0	0	0	0	1	1	0	0	1	1
Larceny/Theft Offenses	3	0	4	0	74	21	0	0	81	21
Motor Vehicle Theft	1	1	1	0	4	0	0	0	6	1
Pornography/Obscene Material	1	1	0	0	0	0	0	0	1	1
Prostitution Offenses	0	0	0	0	0	0	0	0	0	0
Robbery	0	0	0	0	1	0	0	0	1	0
Sex Offenses, Forcible	3	0	0	0	3	2	0	0	6	2
Sex Offenses, Nonforcible	0	0	0	0	0	0	0	0	0	0
Stolen Property Offenses (Receiving, etc.)	0	0	0	0	2	0	0	0	2	0
Weapon Law Violations	3	3	2	1	5	4	0	0	10	8
<b>Total</b>	<b>24</b>	<b>14</b>	<b>29</b>	<b>19</b>	<b>312</b>	<b>167</b>	<b>0</b>	<b>0</b>	<b>365</b>	<b>200</b>

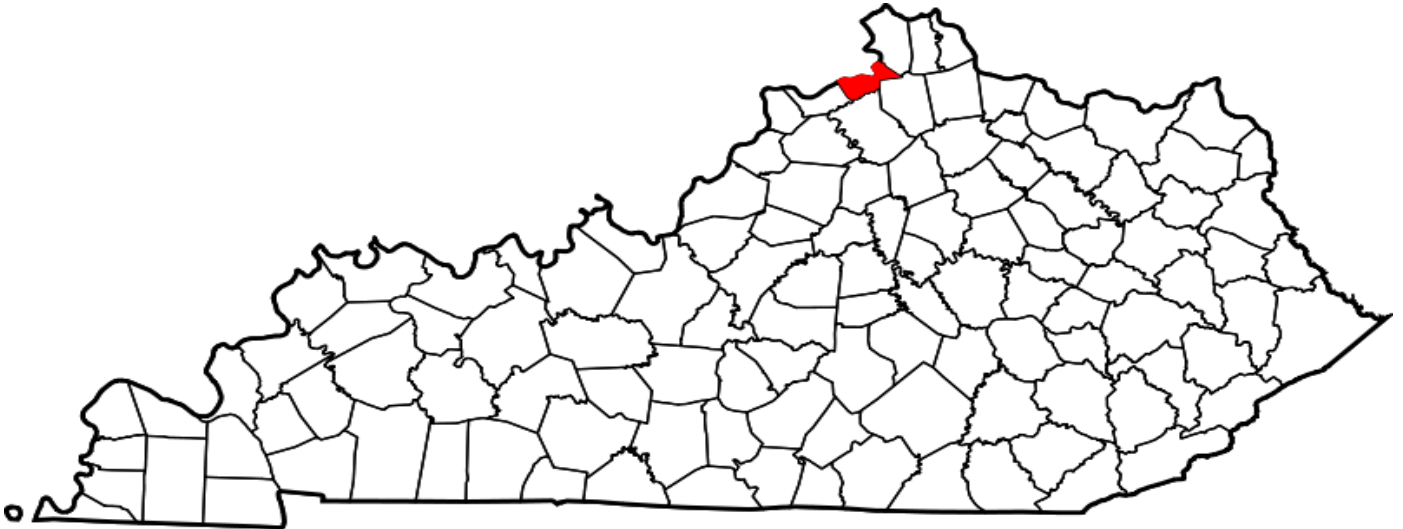
## Gallatin County

**A CRIME IS COMMITTED IN GALLATIN COUNTY  
APPROXIMATELY EVERY 24 HOURS**

### FULL TIME SWORN LAW ENFORCEMENT EMPLOYEES

Agency	Male	Female	Total
STATE POLICE	1005	22	1027
GALLATIN COUNTY SHERIFF'S OFFICE	8	1	9
WARSAW POLICE DEPARTMENT	2	0	2

\*\*Kentucky State Police Troopers may be assigned to multiple counties per post.



County Seat: Warsaw  
Population: 8,776  
Registered Sex Offenders: 26

**GALLATIN  
COUNTY**

<b>Group A Offenses</b>	<b>State Police</b>		<b>Sheriff</b>		<b>Warsaw</b>		<b>All Other Agencies</b>		<b>Total</b>	
By Category	Offenses		Offenses		Offenses		Offenses		Offenses	
	Reported	Cleared	Reported	Cleared	Reported	Cleared	Reported	Cleared	Reported	Cleared
Animal Cruelty	0	0	0	0	0	0	0	0	0	0
Arson	0	0	0	0	0	0	0	0	0	0
Assault Offenses	28	24	27	22	4	2	0	0	59	48
Bribery	0	0	0	0	0	0	0	0	0	0
Burglary/Breaking and Entering	6	2	14	1	0	0	0	0	20	3
Counterfeiting/Forgery	5	5	1	0	0	0	0	0	6	5
Destruction/Damage/Vandalism Of Property	1	1	21	7	0	0	0	0	22	8
Drug/Narcotic Offenses	50	47	68	61	0	0	0	0	118	108
Extortion/Blackmail	0	0	0	0	0	0	0	0	0	0
Fraud Offenses	2	1	2	0	0	0	0	0	4	1
Gambling Offenses	0	0	0	0	0	0	0	0	0	0
Homicide Offenses	2	2	0	0	0	0	0	0	2	2
Human Trafficking	0	0	0	0	0	0	0	0	0	0
Kidnapping/Abduction	1	1	1	1	0	0	0	0	2	2
Larceny/Theft Offenses	2	0	29	4	3	0	0	0	34	4
Motor Vehicle Theft	3	2	10	3	0	0	0	0	13	5
Pornography/Obscene Material	0	0	0	0	0	0	0	0	0	0
Prostitution Offenses	0	0	0	0	0	0	0	0	0	0
Robbery	0	0	0	0	0	0	0	0	0	0
Sex Offenses, Forcible	8	4	3	2	0	0	0	0	11	6
Sex Offenses, Nonforcible	0	0	0	0	0	0	0	0	0	0
Stolen Property Offenses (Receiving, etc.)	3	2	3	2	0	0	0	0	6	4
Weapon Law Violations	6	6	3	1	0	0	0	0	9	7
<b>Total</b>	<b>117</b>	<b>97</b>	<b>182</b>	<b>104</b>	<b>7</b>	<b>2</b>	<b>0</b>	<b>0</b>	<b>306</b>	<b>203</b>

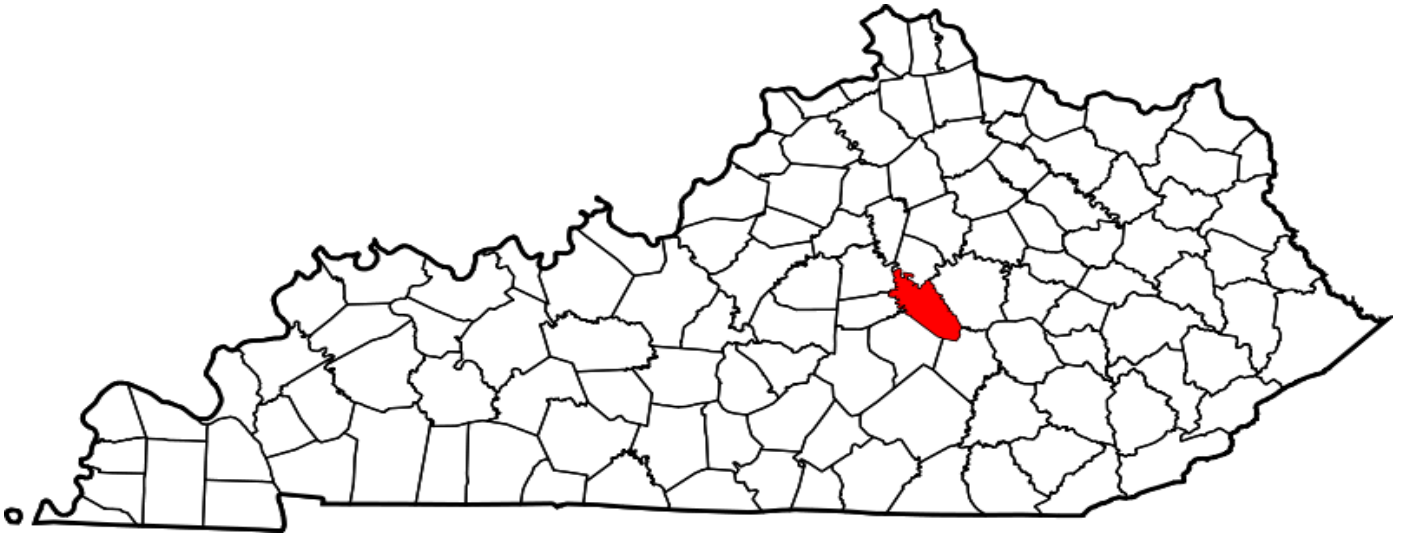
## Garrard County

**A CRIME IS COMMITTED IN GARRARD COUNTY  
APPROXIMATELY EVERY 11 HOURS**

### FULL TIME SWORN LAW ENFORCEMENT EMPLOYEES

Agency	Male	Female	Total
STATE POLICE	1005	22	1027
GARRARD COUNTY SHERIFF'S OFFICE	10	0	10
GARRARD COUNTY POLICE DEPARTMENT	10	0	10
LANCASTER POLICE DEPARTMENT	11	1	12

\*\*Kentucky State Police Troopers may be assigned to multiple counties per post.



County Seat: Lancaster  
Population: 17,523  
Registered Sex Offenders: 46



**GARRARD  
COUNTY**

<b>Group A Offenses</b>	<b>State Police</b>		<b>Sheriff</b>		<b>Garrard Co. Police</b>		<b>Lancaster</b>		<b>All Other Agencies</b>		<b>Total</b>	
By Category	Offenses		Offenses		Offenses		Offenses		Offenses		Offenses	
	Reported	Cleared	Reported	Cleared	Reported	Cleared	Reported	Cleared	Reported	Cleared	Reported	Cleared
Animal Cruelty	0	0	0	0	1	0	1	1	0	0	2	1
Arson	0	0	0	0	0	0	1	1	0	0	1	1
Assault Offenses	6	6	0	0	31	26	74	60	0	0	111	92
Bribery	0	0	0	0	0	0	0	0	0	0	0	0
Burglary/Breaking and Entering	3	1	0	0	22	7	22	7	0	0	47	15
Counterfeiting/Forgery	7	7	0	0	0	0	4	2	0	0	11	9
Destruction/Damage/Vandalism Of Property	1	0	0	0	12	5	22	11	0	0	35	16
Drug/Narcotic Offenses	13	9	0	0	82	72	289	281	0	0	384	362
Extortion/Blackmail	0	0	0	0	0	0	0	0	0	0	0	0
Fraud Offenses	3	3	0	0	6	0	5	5	0	0	14	8
Gambling Offenses	0	0	0	0	0	0	0	0	0	0	0	0
Homicide Offenses	0	0	0	0	0	0	1	1	0	0	1	1
Human Trafficking	0	0	0	0	0	0	0	0	0	0	0	0
Kidnapping/Abduction	1	0	0	0	2	2	2	1	0	0	5	3
Larceny/Theft Offenses	6	4	0	0	51	6	44	18	0	0	101	28
Motor Vehicle Theft	0	0	0	0	11	2	7	3	0	0	18	5
Pornography/Obscene Material	1	0	0	0	0	0	0	0	0	0	1	0
Prostitution Offenses	0	0	0	0	0	0	0	0	0	0	0	0
Robbery	0	0	0	0	0	0	1	1	0	0	1	1
Sex Offenses, Forcible	12	4	0	0	0	0	1	0	0	0	13	4
Sex Offenses, Nonforcible	0	0	0	0	0	0	0	0	0	0	0	0
Stolen Property Offenses (Receiving, etc.)	2	2	0	0	4	2	3	3	0	0	9	7
Weapon Law Violations	0	0	0	0	1	1	9	9	0	0	10	10
<b>Total</b>	<b>55</b>	<b>36</b>	<b>0</b>	<b>0</b>	<b>223</b>	<b>123</b>	<b>486</b>	<b>404</b>	<b>0</b>	<b>0</b>	<b>764</b>	<b>563</b>

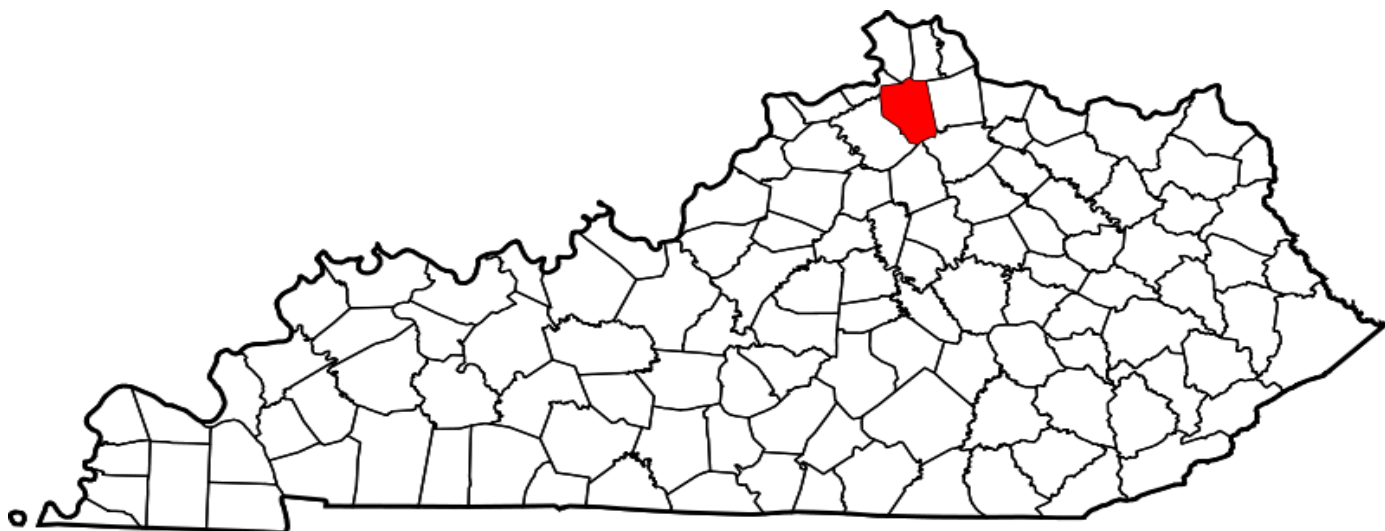
## Grant County

**A CRIME IS COMMITTED IN GRANT COUNTY  
APPROXIMATELY EVERY 8 HOURS**

### FULL TIME SWORN LAW ENFORCEMENT EMPLOYEES

Agency	Male	Female	Total
STATE POLICE	1005	22	1027
GRANT COUNTY SHERIFF'S OFFICE	15	0	15
DRY RIDGE POLICE DEPARTMENT	5	0	5
WILLIAMSTOWN POLICE DEPARTMENT	7	0	7

\*\*Kentucky State Police Troopers may be assigned to multiple counties per post.



County Seat: Williamstown  
Population: 24,984  
Registered Sex Offenders: 90

## GRANT COUNTY

Group A Offenses	State Police		Sheriff		Dry Ridge PD		Williamstown		All Other Agencies		Total	
By Category	Offenses		Offenses		Offenses		Offenses		Offenses		Offenses	
	Reported	Cleared	Reported	Cleared	Reported	Cleared	Reported	Cleared	Reported	Cleared	Reported	Cleared
Animal Cruelty	0	0	1	0	0	0	0	0	0	0	1	0
Arson	0	0	1	0	0	0	0	0	0	0	1	0
Assault Offenses	91	72	69	35	8	5	22	5	3	3	193	120
Bribery	0	0	0	0	0	0	0	0	0	0	0	0
Burglary/Breaking and Entering	31	15	39	2	3	0	8	0	0	0	81	17
Counterfeiting/Forgery	2	0	22	2	0	0	0	0	0	0	24	2
Destruction/Damage/Vandalism Of Property	27	15	26	4	5	2	10	0	1	1	69	22
Drug/Narcotic Offenses	126	119	137	125	41	39	23	16	6	6	333	305
Extortion/Blackmail	0	0	0	0	0	0	0	0	0	0	0	0
Fraud Offenses	5	4	23	5	2	0	1	0	1	1	32	10
Gambling Offenses	0	0	0	0	0	0	0	0	0	0	0	0
Homicide Offenses	1	1	0	0	0	0	0	0	0	0	1	1
Human Trafficking	0	0	0	0	0	0	0	0	0	0	0	0
Kidnapping/Abduction	3	2	2	2	0	0	0	0	0	0	5	4
Larceny/Theft Offenses	49	15	82	13	34	12	16	3	0	0	181	43
Motor Vehicle Theft	14	7	13	1	1	0	7	1	0	0	35	9
Pornography/Obscene Material	5	4	6	0	0	0	0	0	1	1	12	5
Prostitution Offenses	0	0	0	0	0	0	0	0	0	0	0	0
Robbery	1	0	0	0	0	0	0	0	0	0	1	0
Sex Offenses, Forcible	40	18	7	3	0	0	0	0	0	0	47	21
Sex Offenses, Nonforcible	1	0	1	0	0	0	0	0	0	0	2	0
Stolen Property Offenses (Receiving, etc.)	10	6	4	3	3	2	1	0	0	0	18	11
Weapon Law Violations	12	12	4	4	0	0	0	0	0	0	16	16
<b>Total</b>	<b>418</b>	<b>290</b>	<b>437</b>	<b>199</b>	<b>97</b>	<b>60</b>	<b>88</b>	<b>25</b>	<b>12</b>	<b>12</b>	<b>1052</b>	<b>586</b>

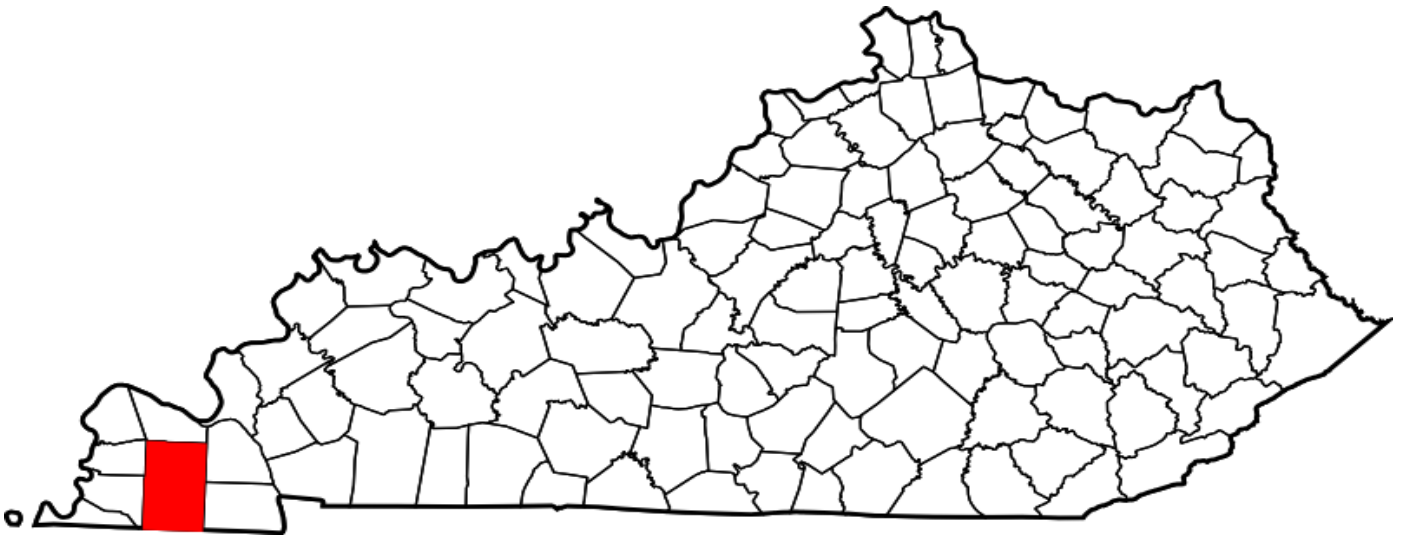
## Graves County

**A CRIME IS COMMITTED IN GRAVES COUNTY  
APPROXIMATELY EVERY 2 HOURS**

### FULL TIME SWORN LAW ENFORCEMENT EMPLOYEES

Agency	Male	Female	Total
STATE POLICE	1005	22	1027
GRAVES COUNTY SHERIFF'S OFFICE	13	1	14
MAYFIELD POLICE DEPARTMENT	25	1	26

\*\*Kentucky State Police Troopers may be assigned to multiple counties per post.



County Seat: Mayfield  
Population: 37,121  
Registered Sex Offenders: 102

## GRAVES COUNTY

<b>Group A Offenses</b>	<b>State Police</b>		<b>Sheriff</b>		<b>Mayfield</b>		<b>All Other Agencies</b>		<b>Total</b>	
By Category	Offenses		Offenses		Offenses		Offenses		Offenses	
	Reported	Cleared	Reported	Cleared	Reported	Cleared	Reported	Cleared	Reported	Cleared
Animal Cruelty	2	2	51	45	1	0	0	0	54	47
Arson	1	0	4	0	1	0	0	0	6	0
Assault Offenses	67	47	232	121	268	131	0	0	567	299
Bribery	0	0	1	1	0	0	0	0	1	1
Burglary/Breaking and Entering	22	3	120	21	92	23	0	0	234	47
Counterfeiting/Forgery	2	2	117	15	48	6	0	0	167	23
Destruction/Damage/Vandalism Of Property	9	8	100	22	133	25	0	0	242	55
Drug/Narcotic Offenses	197	138	488	381	252	188	0	0	937	707
Extortion/Blackmail	0	0	0	0	0	0	0	0	0	0
Fraud Offenses	13	6	83	14	28	10	1	0	125	30
Gambling Offenses	0	0	0	0	0	0	0	0	0	0
Homicide Offenses	0	0	3	0	1	1	0	0	4	1
Human Trafficking	0	0	0	0	0	0	0	0	0	0
Kidnapping/Abduction	3	1	8	6	9	4	0	0	20	11
Larceny/Theft Offenses	32	6	199	34	410	102	0	0	641	142
Motor Vehicle Theft	4	1	31	7	21	3	0	0	56	11
Pornography/Obscene Material	7	3	2	1	1	0	0	0	10	4
Prostitution Offenses	0	0	0	0	5	3	0	0	5	3
Robbery	0	0	4	3	10	3	0	0	14	6
Sex Offenses, Forcible	33	20	19	14	6	2	0	0	58	36
Sex Offenses, Nonforcible	4	0	1	1	3	1	0	0	8	2
Stolen Property Offenses (Receiving, etc.)	8	3	29	23	12	9	0	0	49	35
Weapon Law Violations	25	16	39	34	16	13	0	0	80	63
<b>Total</b>	<b>429</b>	<b>256</b>	<b>1531</b>	<b>743</b>	<b>1317</b>	<b>524</b>	<b>1</b>	<b>0</b>	<b>3278</b>	<b>1523</b>

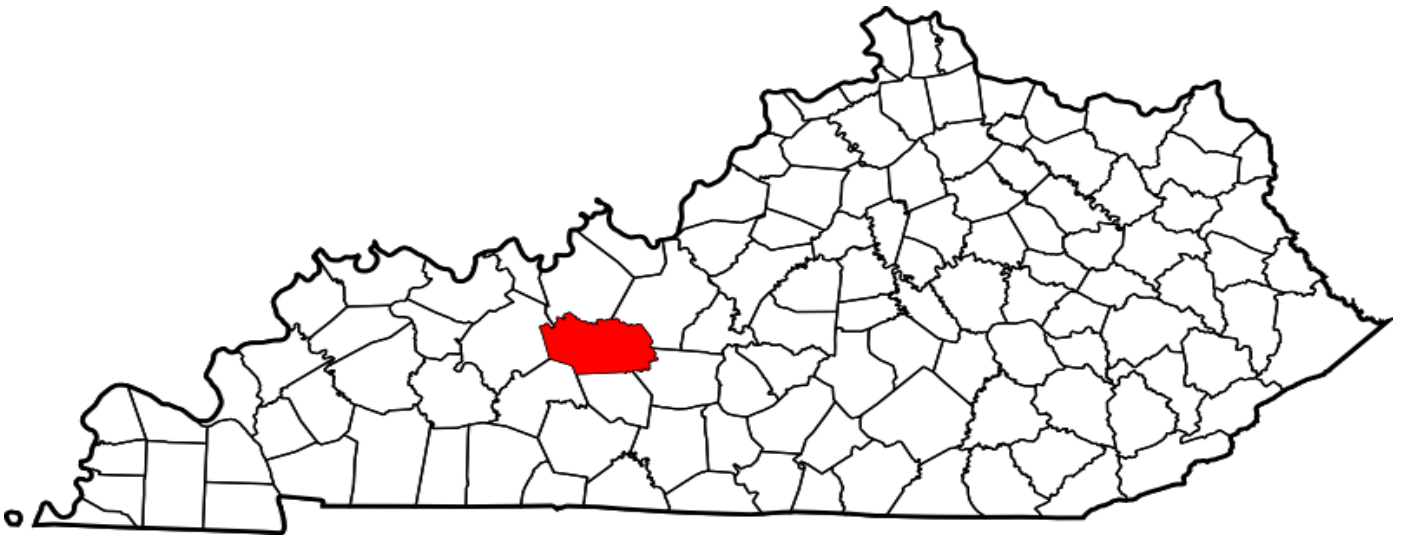
## Grayson County

**A CRIME IS COMMITTED IN GRAYSON COUNTY  
APPROXIMATELY EVERY 6 HOURS**

### FULL TIME SWORN LAW ENFORCEMENT EMPLOYEES

Agency	Male	Female	Total
STATE POLICE	1005	22	1027
GRAYSON COUNTY SHERIFF'S OFFICE	10	0	10
CLARKSON POLICE DEPARTMENT	1	0	1
LEITCHFIELD POLICE DEPARTMENT	18	1	19

\*\*Kentucky State Police Troopers may be assigned to multiple counties per post.



County Seat: Leitchfield  
Population: 26,358  
Registered Sex Offenders: 73

**GRAYSON  
COUNTY**

<b>Group A Offenses</b>	<b>State Police</b>		<b>Sheriff</b>		<b>Clarkson</b>		<b>Leitchfield</b>		<b>All Other Agencies</b>		<b>Total</b>	
By Category	Offenses		Offenses		Offenses		Offenses		Offenses		Offenses	
	Reported	Cleared	Reported	Cleared	Reported	Cleared	Reported	Cleared	Reported	Cleared	Reported	Cleared
Animal Cruelty	0	0	1	1	0	0	4	0	0	0	5	1
Arson	0	0	0	0	0	0	1	0	0	0	1	0
Assault Offenses	10	6	115	87	3	3	124	28	2	2	254	126
Bribery	0	0	0	0	1	1	0	0	0	0	1	1
Burglary/Breaking and Entering	2	1	16	3	2	1	52	1	1	0	73	6
Counterfeiting/Forgery	2	1	1	0	2	2	29	0	1	0	35	3
Destruction/Damage/Vandalism Of Property	5	4	22	8	0	0	37	5	0	0	64	17
Drug/Narcotic Offenses	50	25	81	50	5	5	121	22	298	87	555	189
Extortion/Blackmail	0	0	0	0	0	0	0	0	0	0	0	0
Fraud Offenses	2	1	3	1	1	0	5	1	0	0	11	3
Gambling Offenses	0	0	0	0	0	0	0	0	0	0	0	0
Homicide Offenses	2	2	1	1	0	0	0	0	0	0	3	3
Human Trafficking	0	0	0	0	0	0	0	0	0	0	0	0
Kidnapping/Abduction	0	0	2	1	0	0	5	0	0	0	7	1
Larceny/Theft Offenses	4	1	57	6	0	0	134	9	0	0	195	16
Motor Vehicle Theft	0	0	11	2	0	0	18	2	0	0	29	4
Pornography/Obscene Material	4	4	0	0	0	0	8	4	0	0	12	8
Prostitution Offenses	0	0	0	0	0	0	0	0	0	0	0	0
Robbery	2	1	0	0	0	0	1	1	0	0	3	2
Sex Offenses, Forcible	42	2	4	2	0	0	13	4	0	0	59	8
Sex Offenses, Nonforcible	30	0	1	0	0	0	2	1	0	0	33	1
Stolen Property Offenses (Receiving, etc.)	3	2	13	5	2	2	6	0	2	2	26	11
Weapon Law Violations	3	3	13	9	0	0	17	4	4	2	37	18
<b>Total</b>	<b>161</b>	<b>53</b>	<b>341</b>	<b>176</b>	<b>16</b>	<b>14</b>	<b>577</b>	<b>82</b>	<b>308</b>	<b>93</b>	<b>1403</b>	<b>418</b>

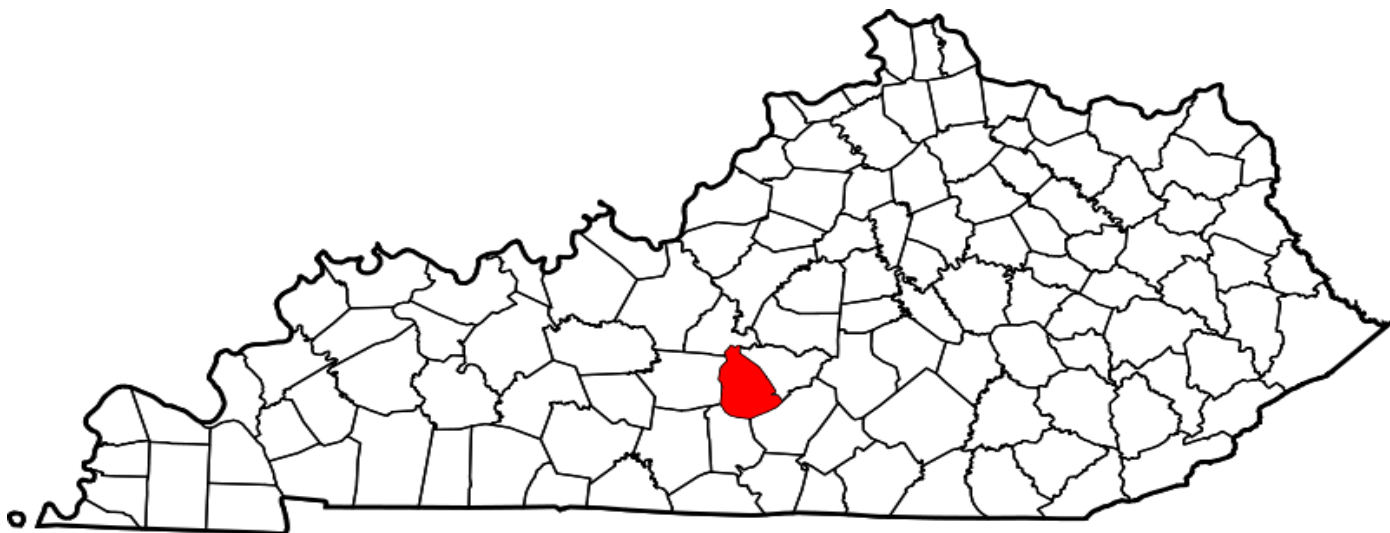
## Green County

**A CRIME IS COMMITTED IN GREEN COUNTY  
APPROXIMATELY EVERY 24 HOURS**

### FULL TIME SWORN LAW ENFORCEMENT EMPLOYEES

Agency	Male	Female	Total
STATE POLICE	1005	22	1027
GREEN COUNTY SHERIFF'S OFFICE	4	0	4
GREENSBURG POLICE DEPARTMENT	5	0	5

\*\*Kentucky State Police Troopers may be assigned to multiple counties per post.



County Seat: Greensburg  
Population: 11,065  
Registered Sex Offenders: 22



## GREEN COUNTY

Group A Offenses	State Police		Sheriff		Greensburg		All Other Agencies		Total	
By Category	Offenses		Offenses		Offenses		Offenses		Offenses	
	Reported	Cleared	Reported	Cleared	Reported	Cleared	Reported	Cleared	Reported	Cleared
Animal Cruelty	0	0	0	0	0	0	0	0	0	0
Arson	0	0	0	0	0	0	0	0	0	0
Assault Offenses	13	13	8	8	69	35	0	0	90	56
Bribery	0	0	0	0	2	1	0	0	2	1
Burglary/Breaking and Entering	1	0	2	2	6	2	0	0	9	4
Counterfeiting/Forgery	2	0	0	0	3	0	0	0	5	0
Destruction/Damage/Vandalism Of Property	3	2	3	3	3	0	0	0	9	5
Drug/Narcotic Offenses	40	31	4	4	73	22	0	0	117	57
Extortion/Blackmail	0	0	0	0	0	0	0	0	0	0
Fraud Offenses	0	0	0	0	32	30	0	0	32	30
Gambling Offenses	0	0	0	0	0	0	0	0	0	0
Homicide Offenses	0	0	0	0	0	0	0	0	0	0
Human Trafficking	2	2	0	0	0	0	0	0	2	2
Kidnapping/Abduction	0	0	0	0	0	0	0	0	0	0
Larceny/Theft Offenses	16	2	3	1	30	10	0	0	49	13
Motor Vehicle Theft	1	1	1	0	1	0	0	0	3	1
Pornography/Obscene Material	0	0	0	0	1	1	0	0	1	1
Prostitution Offenses	0	0	0	0	0	0	0	0	0	0
Robbery	0	0	0	0	1	0	0	0	1	0
Sex Offenses, Forcible	30	26	0	0	0	0	0	0	30	26
Sex Offenses, Nonforcible	1	1	0	0	0	0	0	0	1	1
Stolen Property Offenses (Receiving, etc.)	0	0	1	1	3	2	0	0	4	3
Weapon Law Violations	3	3	0	0	5	2	0	0	8	5
<b>Total</b>	<b>112</b>	<b>81</b>	<b>22</b>	<b>19</b>	<b>229</b>	<b>105</b>	<b>0</b>	<b>0</b>	<b>363</b>	<b>205</b>

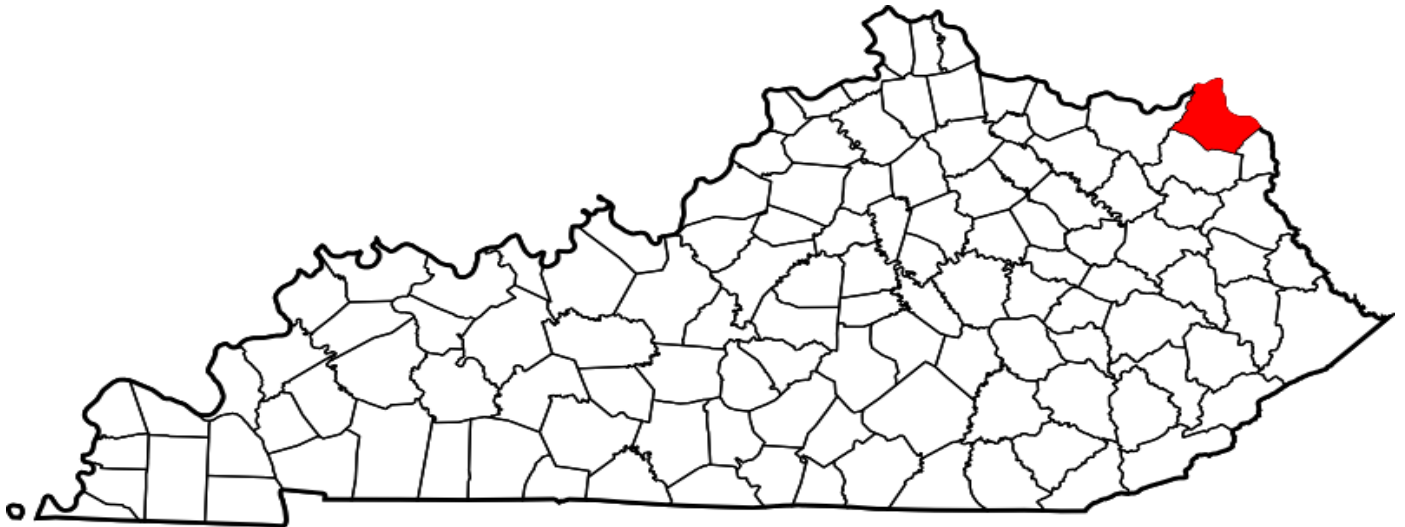
## Greenup County

**A CRIME IS COMMITTED IN GREENUP  
COUNTY APPROXIMATELY EVERY 12 HOURS**

### FULL TIME SWORN LAW ENFORCEMENT EMPLOYEES

Agency	Male	Female	Total
STATE POLICE	1005	22	1027
GREENUP COUNTY SHERIFF'S OFFICE	16	1	17
BELLEFONTE POLICE DEPARTMENT	4	0	4
FLATWOODS POLICE DEPARTMENT	12	0	12
GREENUP POLICE DEPARTMENT	3	0	3
RACELAND POLICE DEPARTMENT	6	0	6
SOUTH SHORE POLICE DEPARTMENT	1	0	1
RUSSELL POLICE DEPARTMENT	13	0	13
WORTHINGTON POLICE DEPARTMENT	3	1	4

\*\*Kentucky State Police Troopers may be assigned to multiple counties per post.



County Seat: Greenup  
 Population: 35,518  
 Registered Sex Offenders: 58

## GREENUP COUNTY

<b>Group A Offenses</b>	<b>State Police</b>		<b>Sheriff</b>		<b>Bellefonte</b>		<b>Flatwoods</b>		<b>Greenup</b>		<b>South Shore</b>	
By Category	Offenses		Offenses		Offenses		Offenses		Offenses		Offenses	
	Reported	Cleared	Reported	Cleared	Reported	Cleared	Reported	Cleared	Reported	Cleared	Reported	Cleared
Animal Cruelty	1	0	0	0	0	0	0	0	0	0	0	0
Arson	1	0	1	0	0	0	0	0	0	0	0	0
Assault Offenses	17	15	30	13	3	3	16	9	3	3	4	4
Bribery	0	0	0	0	1	1	0	0	0	0	0	0
Burglary/Breaking and Entering	14	5	16	4	2	2	8	1	1	1	0	0
Counterfeiting/Forgery	1	1	1	0	0	0	2	0	0	0	0	0
Destruction/Damage/Vandalism Of Property	7	2	3	1	1	1	2	1	0	0	0	0
Drug/Narcotic Offenses	19	14	24	22	6	6	84	65	15	15	0	0
Extortion/Blackmail	0	0	0	0	0	0	0	0	0	0	0	0
Fraud Offenses	4	3	6	3	0	0	5	2	1	0	0	0
Gambling Offenses	0	0	0	0	0	0	0	0	0	0	0	0
Homicide Offenses	0	0	0	0	0	0	0	0	0	0	0	0
Human Trafficking	0	0	0	0	0	0	0	0	0	0	0	0
Kidnapping/Abduction	0	0	3	1	0	0	4	2	0	0	0	0
Larceny/Theft Offenses	17	5	27	3	1	1	16	3	3	3	0	0
Motor Vehicle Theft	11	6	8	0	1	1	2	1	0	0	0	0
Pornography/Obscene Material	2	0	0	0	0	0	0	0	0	0	0	0
Prostitution Offenses	0	0	0	0	0	0	0	0	0	0	0	0
Robbery	0	0	0	0	0	0	2	0	0	0	0	0
Sex Offenses, Forcible	26	17	2	1	0	0	5	1	0	0	0	0
Sex Offenses, Nonforcible	3	0	0	0	0	0	0	0	0	0	0	0
Stolen Property Offenses (Receiving, etc.)	4	3	3	1	0	0	2	2	0	0	0	0
Weapon Law Violations	1	1	17	6	0	0	6	5	0	0	0	0
<b>Total</b>	<b>128</b>	<b>72</b>	<b>141</b>	<b>55</b>	<b>15</b>	<b>15</b>	<b>154</b>	<b>92</b>	<b>23</b>	<b>22</b>	<b>4</b>	<b>4</b>

**GREENUP  
COUNTY**

<b>Group A Offenses</b>	<b>Russell</b>		<b>Worthington</b>		<b>Raceland</b>		<b>All other Agencies</b>		<b>-</b>		<b>Total</b>	
By Category	Offenses		Offenses		Offenses		Offenses		Offenses		Offenses	
	Reported	Cleared	Reported	Cleared	Reported	Cleared	Reported	Cleared	Reported	Cleared	Reported	Cleared
Animal Cruelty	0	0	1	1	0	0	0	0			2	1
Arson	0	0	0	0	0	0	0	0			2	0
Assault Offenses	14	8	2	1	1	0	0	0			90	56
Bribery	0	0	0	0	0	0	0	0			1	1
Burglary/Breaking and Entering	20	10	4	1	1	1	0	0			66	25
Counterfeiting/Forgery	8	0	0	0	0	0	1	0			13	1
Destruction/Damage/Vandalism Of Property	9	1	3	0	1	0	0	0			26	6
Drug/Narcotic Offenses	15	12	9	9	5	2	51	35			228	180
Extortion/Blackmail	0	0	0	0	0	0	0	0			0	0
Fraud Offenses	11	2	1	0	0	0	0	0			28	10
Gambling Offenses	0	0	0	0	0	0	0	0			0	0
Homicide Offenses	0	0	0	0	0	0	0	0			0	0
Human Trafficking	0	0	0	0	0	0	0	0			0	0
Kidnapping/Abduction	0	0	0	0	0	0	0	0			7	3
Larceny/Theft Offenses	65	11	7	0	3	0	1	1			140	27
Motor Vehicle Theft	3	0	0	0	0	0	0	0			25	8
Pornography/Obscene Material	1	0	0	0	0	0	0	0			3	0
Prostitution Offenses	0	0	0	0	0	0	0	0			0	0
Robbery	1	0	0	0	0	0	0	0			3	0
Sex Offenses, Forcible	2	0	0	0	0	0	0	0			35	19
Sex Offenses, Nonforcible	1	0	0	0	0	0	0	0			4	0
Stolen Property Offenses (Receiving, etc.)	6	4	0	0	0	0	0	0			15	10
Weapon Law Violations	2	2	0	0	0	0	0	0			26	14
<b>Total</b>	<b>158</b>	<b>50</b>	<b>27</b>	<b>12</b>	<b>11</b>	<b>3</b>	<b>53</b>	<b>36</b>	<b>0</b>	<b>0</b>	<b>714</b>	<b>361</b>

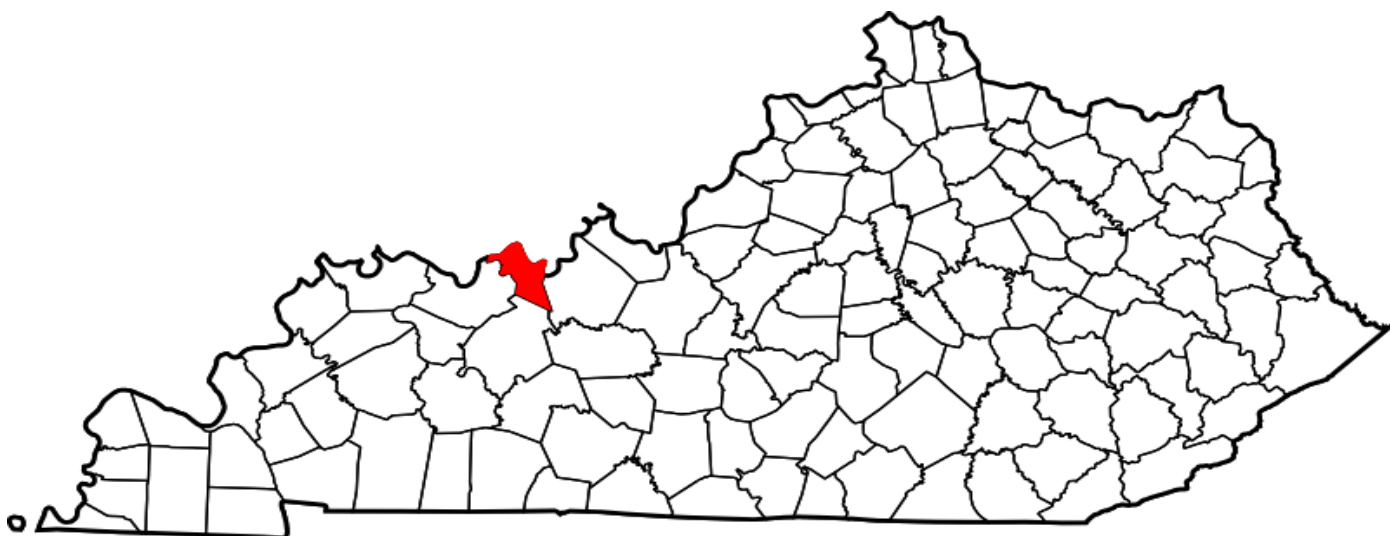
## Hancock County

**A CRIME IS COMMITTED IN HANCOCK COUNTY  
APPROXIMATELY EVERY 3 DAYS**

### FULL TIME SWORN LAW ENFORCEMENT EMPLOYEES

Agency	Male	Female	Total
STATE POLICE	1005	22	1027
HANCOCK COUNTY SHERIFF'S OFFICE	6	0	6
HAWESVILLE POLICE DEPARTMENT	1	0	1
LEWISPORT POLICE DEPARTMENT	2	0	2

\*\*Kentucky State Police Troopers may be assigned to multiple counties per post.



County Seat: Hawesville  
Population: 8,801  
Registered Sex Offenders: 28

## HANCOCK COUNTY

Group A Offenses	State Police		Sheriff		Hawesville		Lewisport		All Other Agencies		Total	
By Category	Offenses		Offenses		Offenses		Offenses		Offenses		Offenses	
	Reported	Cleared	Reported	Cleared	Reported	Cleared	Reported	Cleared	Reported	Cleared	Reported	Cleared
Animal Cruelty	0	0	0	0	0	0	0	0	0	0	0	0
Arson	0	0	0	0	0	0	0	0	0	0	0	0
Assault Offenses	5	4	7	6	0	0	2	2	0	0	14	12
Bribery	0	0	0	0	0	0	0	0	0	0	0	0
Burglary/Breaking and Entering	1	0	7	4	2	0	0	0	0	0	10	4
Counterfeiting/Forgery	1	0	0	0	0	0	0	0	0	0	1	0
Destruction/Damage/Vandalism Of Property	1	0	0	0	0	0	2	2	0	0	3	2
Drug/Narcotic Offenses	6	2	10	7	2	2	29	29	0	0	47	40
Extortion/Blackmail	0	0	0	0	0	0	0	0	0	0	0	0
Fraud Offenses	2	0	1	0	0	0	0	0	0	0	3	0
Gambling Offenses	0	0	0	0	0	0	0	0	0	0	0	0
Homicide Offenses	0	0	0	0	0	0	0	0	0	0	0	0
Human Trafficking	0	0	0	0	0	0	0	0	0	0	0	0
Kidnapping/Abduction	0	0	0	0	0	0	0	0	0	0	0	0
Larceny/Theft Offenses	5	3	8	1	6	5	0	0	0	0	19	9
Motor Vehicle Theft	0	0	2	0	1	1	0	0	0	0	3	1
Pornography/Obscene Material	0	0	0	0	0	0	0	0	0	0	0	0
Prostitution Offenses	0	0	0	0	0	0	0	0	0	0	0	0
Robbery	0	0	0	0	0	0	0	0	0	0	0	0
Sex Offenses, Forcible	11	10	0	0	1	1	0	0	0	0	12	11
Sex Offenses, Nonforcible	0	0	0	0	0	0	0	0	0	0	0	0
Stolen Property Offenses (Receiving, etc.)	4	3	1	1	0	0	0	0	0	0	5	4
Weapon Law Violations	0	0	0	0	0	0	0	0	0	0	0	0
<b>Total</b>	<b>36</b>	<b>22</b>	<b>36</b>	<b>19</b>	<b>12</b>	<b>9</b>	<b>33</b>	<b>33</b>	<b>0</b>	<b>0</b>	<b>117</b>	<b>83</b>

## Hardin County

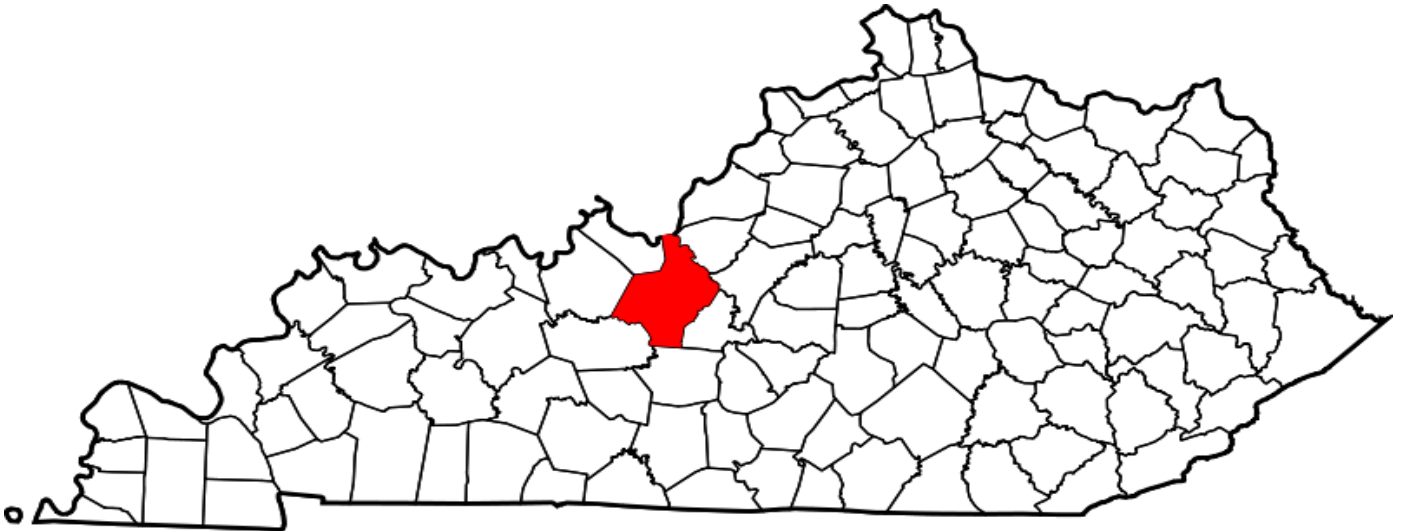
**A CRIME IS COMMITTED IN HARDIN COUNTY  
APPROXIMATELY EVERY 60 MINUTES**

### FULL TIME SWORN LAW ENFORCEMENT EMPLOYEES

Agency	Male	Female	Total
STATE POLICE	1005	22	1027
HARDIN COUNTY SHERIFF'S OFFICE	36	3	39
ELIZABETHTOWN POLICE DEPARTMENT	45	7	52
RADCLIFF POLICE DEPARTMENT	34	1	35
VINE GROVE POLICE DEPARTMENT	5	0	5
WEST POINT POLICE DEPARTMENT	4	0	4
GREATER HARDIN COUNTY TASK FORCE	12	0	0

\*\*Kentucky State Police Troopers may be assigned to multiple counties per post.

\*\*Greater Hardin County Narcotics Task Force covers multiple counties.



County Seat: Elizabethtown  
Population: 108,071  
Registered Sex Offenders: 227

## HARDIN COUNTY

<b>Group A Offenses</b>	<b>State Police</b>		<b>Sheriff</b>		<b>Elizabethtown</b>		<b>Radcliff</b>		<b>Vine Grove</b>	
By Category	Offenses		Offenses		Offenses		Offenses		Offenses	
	Reported	Cleared	Reported	Cleared	Reported	Cleared	Reported	Cleared	Reported	Cleared
Animal Cruelty	1	1	3	3	0	0	2	1	0	0
Arson	0	0	0	0	6	2	5	1	0	0
Assault Offenses	146	127	94	70	202	62	452	285	31	18
Bribery	1	1	0	0	2	1	3	2	0	0
Burglary/Breaking and Entering	60	18	58	6	118	5	210	52	21	3
Counterfeiting/Forgery	27	23	10	1	143	8	51	15	10	2
Destruction/Damage/Vandalism Of Property	35	25	29	7	39	8	105	37	11	2
Drug/Narcotic Offenses	550	468	105	88	510	254	418	325	50	32
Extortion/Blackmail	0	0	0	0	0	0	0	0	0	0
Fraud Offenses	24	21	14	5	86	8	118	38	8	1
Gambling Offenses	0	0	0	0	0	0	0	0	0	0
Homicide Offenses	3	1	3	2	5	2	3	0	0	0
Human Trafficking	0	0	0	0	0	0	0	0	0	0
Kidnapping/Abduction	1	1	1	1	5	2	13	8	3	0
Larceny/Theft Offenses	76	21	119	15	261	17	686	205	45	9
Motor Vehicle Theft	29	13	22	1	71	2	64	10	7	0
Pornography/Obscene Material	48	23	0	0	1	0	4	1	3	3
Prostitution Offenses	0	0	0	0	0	0	0	0	0	0
Robbery	2	1	1	0	22	0	26	5	1	0
Sex Offenses, Forcible	30	13	6	3	39	2	56	1	2	2
Sex Offenses, Nonforcible	6	3	1	0	3	1	4	1	0	0
Stolen Property Offenses (Receiving, etc.)	64	48	14	11	38	10	30	22	9	7
Weapon Law Violations	35	29	12	11	24	10	46	37	7	5
<b>Total</b>	<b>1138</b>	<b>837</b>	<b>492</b>	<b>224</b>	<b>1575</b>	<b>394</b>	<b>2296</b>	<b>1046</b>	<b>208</b>	<b>84</b>



## HARDIN COUNTY

Group A Offenses	West Point		Greater Hardin TF		All Other Agencies		-		Total	
By Category	Offenses		Offenses		Offenses		Offenses		Offenses	
	Reported	Cleared	Reported	Cleared	Reported	Cleared	Reported	Cleared	Reported	Cleared
Animal Cruelty	0	0	0	0	0	0			6	5
Arson	0	0	0	0	0	0			11	3
Assault Offenses	9	7	0	0	0	0			934	569
Bribery	0	0	0	0	0	0			6	4
Burglary/Breaking and Entering	3	2	0	0	0	0			470	86
Counterfeiting/Forgery	0	0	1	0	0	0			242	49
Destruction/Damage/Vandalism Of Property	1	1	0	0	0	0			220	80
Drug/Narcotic Offenses	71	59	199	72	8	8			1911	1306
Extortion/Blackmail	0	0	0	0	0	0			0	0
Fraud Offenses	3	2	0	0	2	1			255	76
Gambling Offenses	0	0	0	0	0	0			0	0
Homicide Offenses	0	0	0	0	0	0			14	5
Human Trafficking	0	0	0	0	1	0			1	0
Kidnapping/Abduction	0	0	0	0	0	0			23	12
Larceny/Theft Offenses	8	2	2	1	0	0			1197	270
Motor Vehicle Theft	0	0	0	0	0	0			193	26
Pornography/Obscene Material	0	0	0	0	0	0			56	27
Prostitution Offenses	0	0	0	0	0	0			0	0
Robbery	0	0	0	0	0	0			52	6
Sex Offenses, Forcible	0	0	0	0	1	0			134	21
Sex Offenses, Nonforcible	0	0	0	0	0	0			14	5
Stolen Property Offenses (Receiving, etc.)	7	5	2	2	0	0			164	105
Weapon Law Violations	7	6	10	9	1	1			142	108
<b>Total</b>	<b>109</b>	<b>84</b>	<b>214</b>	<b>84</b>	<b>13</b>	<b>10</b>	<b>0</b>	<b>0</b>	<b>6045</b>	<b>2763</b>

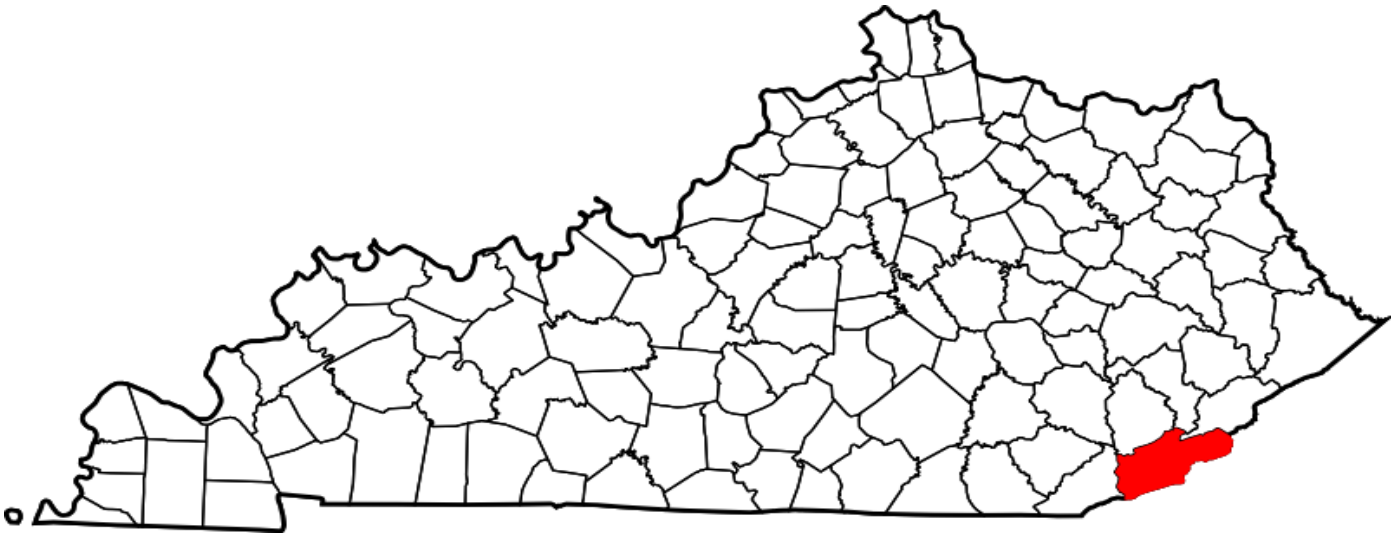
## Harlan County

**A CRIME IS COMMITTED IN HARLAN COUNTY  
APPROXIMATELY EVERY 8 HOURS**

### FULL TIME SWORN LAW ENFORCEMENT EMPLOYEES

Agency	Male	Female	Total
STATE POLICE	1005	22	1027
HARLAN COUNTY SHERIFF'S OFFICE	15	2	17
BENHAM POLICE DEPARTMENT	1	0	1
CUMBERLAND POLICE DEPARTMENT	7	0	7
EVARTS POLICE DEPARTMENT	3	0	3
HARLAN POLICE DEPARTMENT	10	0	10
LOYALL POLICE DEPARTMENT	2	0	2
LYNCH POLICE DEPARTMENT	2	0	2

\*\*Kentucky State Police Troopers may be assigned to multiple counties per post.



County Seat: Harlan  
Population: 26,713  
Registered Sex Offenders: 55

**HARLAN  
COUNTY**

<b>Group A Offenses</b>	<b>State Police</b>		<b>Sheriff</b>		<b>Benham</b>		<b>Cumberland</b>		<b>Evarts</b>	
By Category	Offenses		Offenses		Offenses		Offenses		Offenses	
	Reported	Cleared	Reported	Cleared	Reported	Cleared	Reported	Cleared	Reported	Cleared
Animal Cruelty	1	1	0	0	0	0	0	0	0	0
Arson	3	1	0	0	0	0	0	0	0	0
Assault Offenses	119	95	51	43	0	0	1	1	3	2
Bribery	0	0	0	0	0	0	0	0	0	0
Burglary/Breaking and Entering	45	7	14	5	0	0	5	1	2	0
Counterfeiting/Forgery	4	3	2	2	0	0	0	0	0	0
Destruction/Damage/Vandalism Of Property	32	10	6	3	0	0	1	0	2	1
Drug/Narcotic Offenses	168	129	165	153	0	0	32	8	14	10
Extortion/Blackmail	0	0	0	0	0	0	0	0	0	0
Fraud Offenses	24	9	17	11	0	0	3	0	0	0
Gambling Offenses	0	0	0	0	0	0	0	0	0	0
Homicide Offenses	3	1	0	0	0	0	0	0	0	0
Human Trafficking	0	0	0	0	0	0	0	0	0	0
Kidnapping/Abduction	2	0	0	0	0	0	0	0	0	0
Larceny/Theft Offenses	47	16	16	4	0	0	8	0	2	1
Motor Vehicle Theft	21	2	3	1	0	0	1	0	1	0
Pornography/Obscene Material	13	12	0	0	0	0	0	0	0	0
Prostitution Offenses	0	0	0	0	0	0	0	0	0	0
Robbery	4	2	0	0	0	0	1	0	0	0
Sex Offenses, Forcible	30	14	1	1	0	0	0	0	0	0
Sex Offenses, Nonforcible	5	2	0	0	0	0	0	0	0	0
Stolen Property Offenses (Receiving, etc.)	9	5	1	0	0	0	3	2	0	0
Weapon Law Violations	9	7	14	9	0	0	2	2	1	1
<b>Total</b>	<b>539</b>	<b>316</b>	<b>290</b>	<b>232</b>	<b>0</b>	<b>0</b>	<b>57</b>	<b>14</b>	<b>25</b>	<b>15</b>

## HARLAN COUNTY

Group A Offenses	Harlan Police		Loyall Police		Lynch Police		All Other Agencies		Total	
By Category	Offenses		Offenses		Offenses		Offenses		Offenses	
	Reported	Cleared	Reported	Cleared	Reported	Cleared	Reported	Cleared	Reported	Cleared
Animal Cruelty	0	0	0	0	0	0	0	0	1	1
Arson	0	0	0	0	0	0	0	0	3	1
Assault Offenses	19	8	1	1	0	0	0	0	194	150
Bribery	1	1	0	0	0	0	0	0	1	1
Burglary/Breaking and Entering	11	0	0	0	0	0	0	0	77	13
Counterfeiting/Forgery	2	0	0	0	0	0	0	0	8	5
Destruction/Damage/Vandalism Of Property	6	0	0	0	0	0	0	0	47	14
Drug/Narcotic Offenses	101	56	12	12	0	0	0	0	492	368
Extortion/Blackmail	0	0	0	0	0	0	0	0	0	0
Fraud Offenses	2	0	0	0	0	0	1	0	47	20
Gambling Offenses	0	0	0	0	0	0	0	0	0	0
Homicide Offenses	0	0	0	0	0	0	0	0	3	1
Human Trafficking	0	0	0	0	0	0	0	0	0	0
Kidnapping/Abduction	0	0	0	0	0	0	0	0	2	0
Larceny/Theft Offenses	22	11	1	1	0	0	0	0	96	33
Motor Vehicle Theft	1	1	0	0	0	0	0	0	27	4
Pornography/Obscene Material	0	0	0	0	0	0	0	0	13	12
Prostitution Offenses	0	0	0	0	0	0	0	0	0	0
Robbery	3	1	0	0	0	0	0	0	8	3
Sex Offenses, Forcible	2	0	2	2	0	0	0	0	35	17
Sex Offenses, Nonforcible	0	0	1	1	0	0	0	0	6	3
Stolen Property Offenses (Receiving, etc.)	2	1	0	0	0	0	0	0	15	8
Weapon Law Violations	5	5	0	0	0	0	0	0	31	24
<b>Total</b>	<b>177</b>	<b>84</b>	<b>17</b>	<b>17</b>	<b>0</b>	<b>0</b>	<b>1</b>	<b>0</b>	<b>1106</b>	<b>678</b>

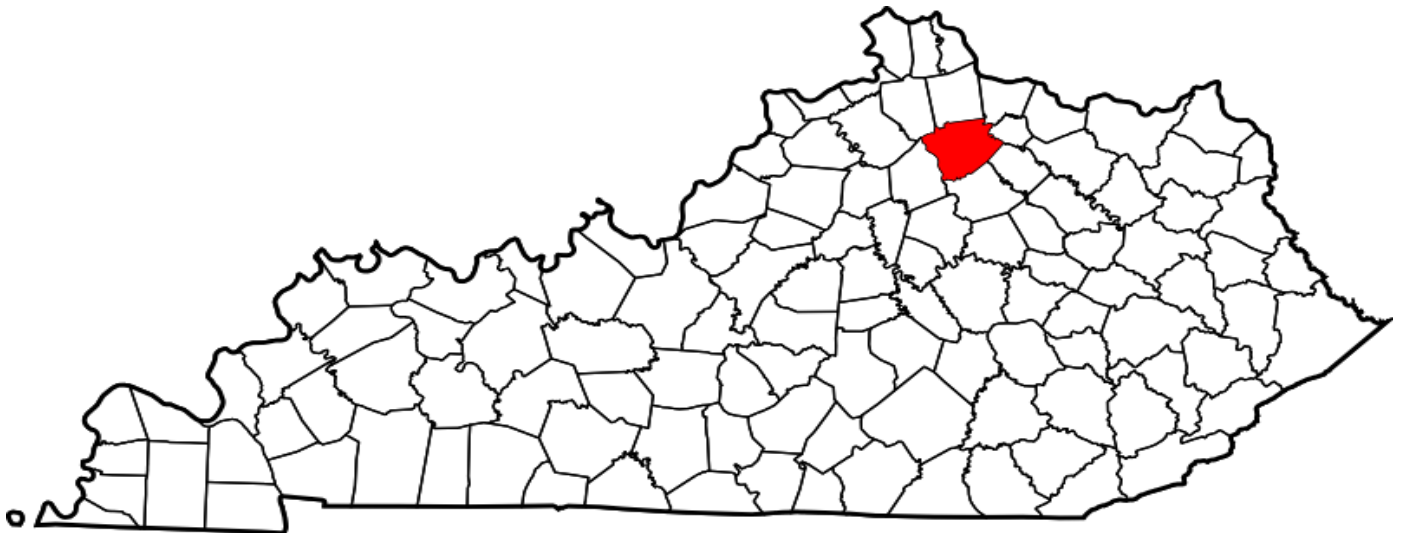
## Harrison County

**A CRIME IS COMMITTED IN HARRISON COUNTY  
APPROXIMATELY EVERY 13 HOURS**

### FULL TIME SWORN LAW ENFORCEMENT EMPLOYEES

Agency	Male	Female	Total
STATE POLICE	1005	22	1027
HARRISON COUNTY SHERIFF'S OFFICE	10	0	10
BLUEGRASS NARCOTICS TASK FORCE	4	0	4
CYNTHIANA POLICE DEPARTMENT	18	0	18

\*\*Kentucky State Police Troopers may be assigned to multiple counties per post.



County Seat: Cynthiana  
Population: 18,781  
Registered Sex Offenders: 31

## HARRISON COUNTY

<b>Group A Offenses</b>	<b>State Police</b>		<b>Sheriff</b>		<b>Cynthiana</b>		<b>Bluegrass T.F.</b>		<b>All Other Agencies</b>		<b>Total</b>	
By Category	Offenses		Offenses		Offenses		Offenses		Offenses		Offenses	
	Reported	Cleared	Reported	Cleared	Reported	Cleared	Reported	Cleared	Reported	Cleared	Reported	Cleared
Animal Cruelty	0	0	18	0	0	0	0	0	0	0	18	0
Arson	0	0	0	0	0	0	0	0	0	0	0	0
Assault Offenses	5	2	22	7	79	36	0	0	0	0	106	45
Bribery	0	0	0	0	0	0	0	0	0	0	0	0
Burglary/Breaking and Entering	5	1	44	1	27	5	0	0	0	0	76	7
Counterfeiting/Forgery	0	0	5	0	5	0	0	0	0	0	10	0
Destruction/Damage/Vandalism Of Property	1	0	9	0	36	7	0	0	0	0	46	7
Drug/Narcotic Offenses	13	9	24	0	111	47	31	0	0	0	179	56
Extortion/Blackmail	0	0	0	0	0	0	0	0	0	0	0	0
Fraud Offenses	1	1	6	0	13	2	1	0	0	0	21	3
Gambling Offenses	0	0	0	0	0	0	0	0	0	0	0	0
Homicide Offenses	0	0	0	0	0	0	0	0	0	0	0	0
Human Trafficking	0	0	0	0	0	0	0	0	0	0	0	0
Kidnapping/Abduction	0	0	2	0	2	2	0	0	0	0	4	2
Larceny/Theft Offenses	2	0	44	0	90	15	0	0	0	0	136	15
Motor Vehicle Theft	1	0	12	0	13	1	0	0	0	0	26	1
Pornography/Obscene Material	2	0	0	0	4	0	0	0	0	0	6	0
Prostitution Offenses	0	0	0	0	0	0	0	0	0	0	0	0
Robbery	0	0	0	0	5	2	0	0	0	0	5	2
Sex Offenses, Forcible	18	6	0	0	7	0	0	0	0	0	25	6
Sex Offenses, Nonforcible	2	1	0	0	0	0	0	0	0	0	2	1
Stolen Property Offenses (Receiving, etc.)	2	0	3	1	7	2	0	0	0	0	12	3
Weapon Law Violations	0	0	2	0	3	2	0	0	0	0	5	2
<b>Total</b>	<b>52</b>	<b>20</b>	<b>191</b>	<b>9</b>	<b>402</b>	<b>121</b>	<b>32</b>	<b>0</b>	<b>0</b>	<b>0</b>	<b>677</b>	<b>150</b>

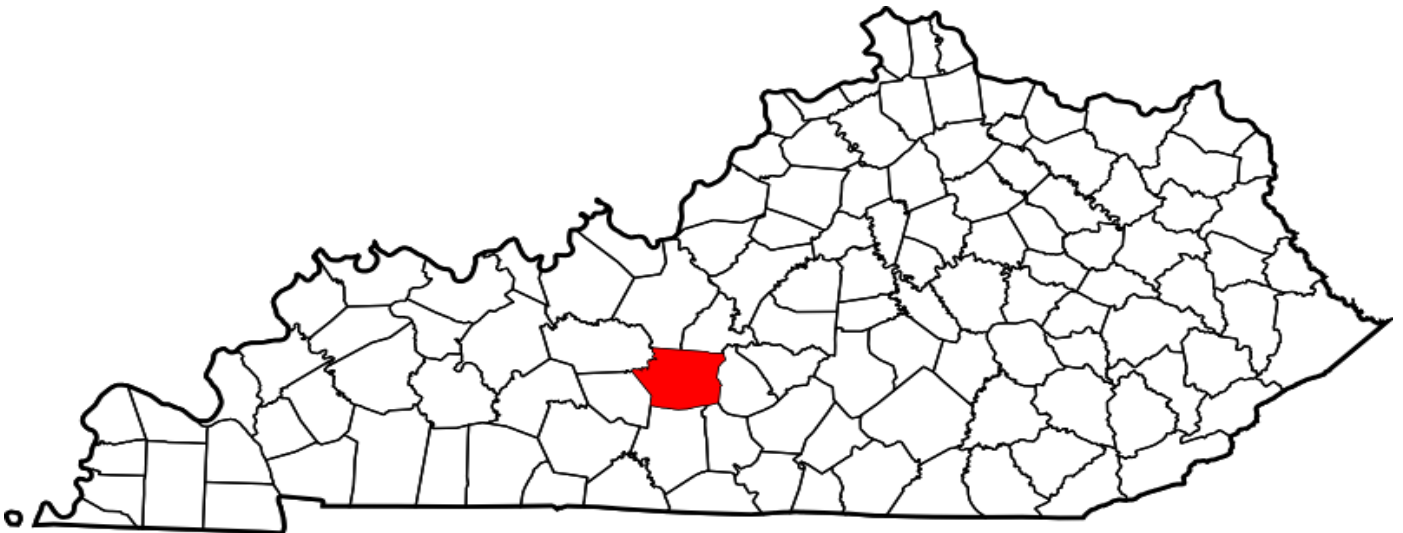
## Hart County

**A CRIME IS COMMITTED IN HART COUNTY  
APPROXIMATELY EVERY 19 HOURS**

### FULL TIME SWORN LAW ENFORCEMENT EMPLOYEES

Agency	Male	Female	Total
STATE POLICE	1005	22	1027
HART COUNTY SHERIFF'S OFFICE	8	1	9
HORSE CAVE POLICE DEPARTMENT	3	0	3
MUNFORDVILLE POLICE DEPARTMENT	6	0	6

\*\*Kentucky State Police Troopers may be assigned to multiple counties per post.



County Seat: Munfordville  
Population: 18,757  
Registered Sex Offenders: 52

## HART COUNTY

<b>Group A Offenses</b>	<b>State Police</b>		<b>Sheriff</b>		<b>Horse Cave</b>		<b>Munfordville</b>		<b>All Other Agencies</b>		<b>Total</b>	
By Category	Offenses		Offenses		Offenses		Offenses		Offenses		Offenses	
	Reported	Cleared	Reported	Cleared	Reported	Cleared	Reported	Cleared	Reported	Cleared	Reported	Cleared
Animal Cruelty	0	0	0	0	0	0	0	0	0	0	0	0
Arson	3	2	0	0	0	0	0	0	0	0	3	2
Assault Offenses	53	46	18	14	3	3	9	5	0	0	83	68
Bribery	2	2	0	0	0	0	0	0	0	0	2	2
Burglary/Breaking and Entering	24	3	15	2	0	0	4	2	0	0	43	7
Counterfeiting/Forgery	6	6	30	2	0	0	2	0	0	0	38	8
Destruction/Damage/Vandalism Of Property	11	7	9	3	1	0	3	3	0	0	24	13
Drug/Narcotic Offenses	46	43	28	18	3	0	7	7	3	3	87	71
Extortion/Blackmail	0	0	0	0	0	0	0	0	0	0	0	0
Fraud Offenses	1	0	9	0	0	0	0	0	0	0	10	0
Gambling Offenses	0	0	0	0	0	0	0	0	0	0	0	0
Homicide Offenses	3	3	0	0	0	0	0	0	0	0	3	3
Human Trafficking	0	0	0	0	0	0	0	0	0	0	0	0
Kidnapping/Abduction	0	0	0	0	0	0	0	0	0	0	0	0
Larceny/Theft Offenses	31	6	41	3	1	0	8	0	0	0	81	9
Motor Vehicle Theft	10	3	7	4	0	0	7	1	0	0	24	8
Pornography/Obscene Material	4	4	0	0	0	0	0	0	0	0	4	4
Prostitution Offenses	0	0	0	0	0	0	0	0	0	0	0	0
Robbery	0	0	0	0	0	0	0	0	0	0	0	0
Sex Offenses, Forcible	22	9	0	0	0	0	0	0	0	0	22	9
Sex Offenses, Nonforcible	6	0	0	0	0	0	0	0	0	0	6	0
Stolen Property Offenses (Receiving, etc.)	11	7	3	2	0	0	2	1	0	0	16	10
Weapon Law Violations	5	4	6	5	0	0	0	0	1	1	12	10
<b>Total</b>	<b>238</b>	<b>145</b>	<b>166</b>	<b>53</b>	<b>8</b>	<b>3</b>	<b>42</b>	<b>19</b>	<b>4</b>	<b>4</b>	<b>458</b>	<b>224</b>



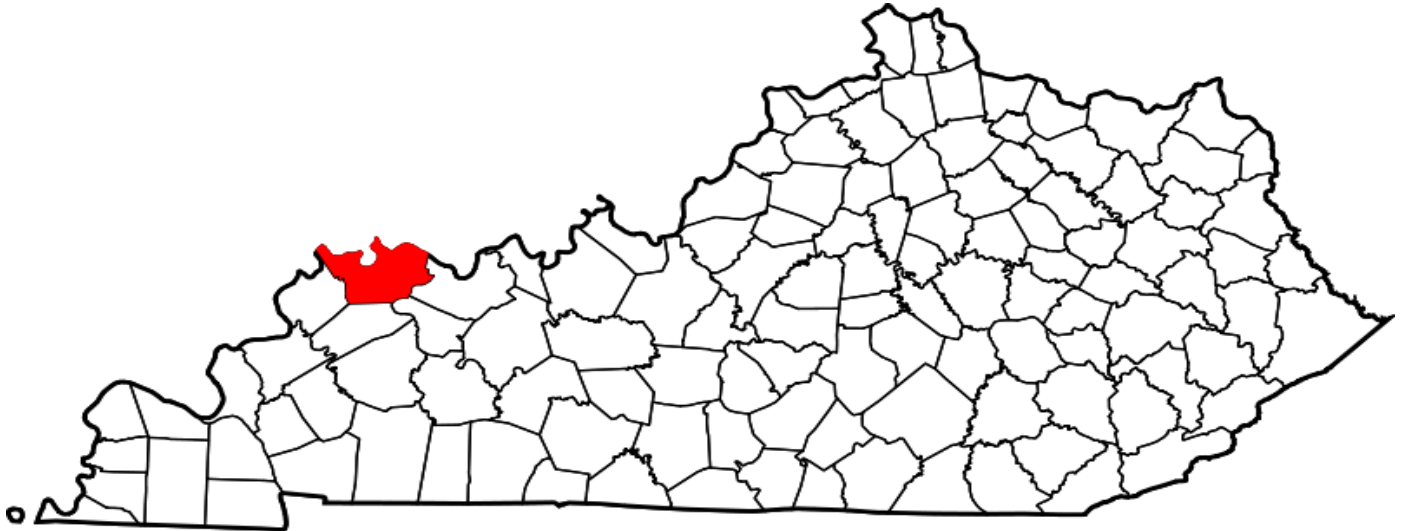
## Henderson County

**A CRIME IS COMMITTED IN HENDERSON COUNTY  
APPROXIMATELY EVERY 2 HOURS**

### FULL TIME SWORN LAW ENFORCEMENT EMPLOYEES

Agency	Male	Female	Total
STATE POLICE	1005	22	1027
HENDERSON COUNTY SHERIFF'S OFFICE	20	0	20
HENDERSON POLICE DEPARTMENT	54	6	60

\*\*Kentucky State Police Troopers may be assigned to multiple counties per post.



County Seat: Henderson  
Population: 45,928  
Registered Sex Offenders: 102

## HENDERSON COUNTY

Group A Offenses	State Police		Sheriff		Henderson		All Other Agencies		-		Total	
By Category	Offenses		Offenses		Offenses		Offenses		Offenses		Offenses	
	Reported	Cleared	Reported	Cleared	Reported	Cleared	Reported	Cleared	Reported	Cleared	Reported	Cleared
Animal Cruelty	0	0	0	0	0	0	0	0			0	0
Arson	0	0	0	0	3	1	0	0			3	1
Assault Offenses	12	10	146	98	545	332	0	0			703	440
Bribery	0	0	2	0	0	0	0	0			2	0
Burglary/Breaking and Entering	3	1	44	12	153	34	0	0			200	47
Counterfeiting/Forgery	1	0	11	3	103	33	3	3			118	39
Destruction/Damage/Vandalism Of Property	3	1	38	12	317	59	0	0			358	72
Drug/Narcotic Offenses	43	15	137	116	568	379	75	54			823	564
Extortion/Blackmail	0	0	0	0	0	0	0	0			0	0
Fraud Offenses	2	1	27	4	67	22	2	2			98	29
Gambling Offenses	0	0	0	0	0	0	0	0			0	0
Homicide Offenses	0	0	5	3	4	4	0	0			9	7
Human Trafficking	0	0	0	0	0	0	0	0			0	0
Kidnapping/Abduction	2	2	4	4	10	5	0	0			16	11
Larceny/Theft Offenses	6	2	130	36	660	236	1	1			797	275
Motor Vehicle Theft	0	0	14	6	95	17	0	0			109	23
Pornography/Obscene Material	1	0	0	0	63	56	0	0			64	56
Prostitution Offenses	0	0	0	0	0	0	0	0			0	0
Robbery	0	0	1	1	34	13	0	0			35	14
Sex Offenses, Forcible	3	3	14	10	44	34	0	0			61	47
Sex Offenses, Nonforcible	0	0	0	0	4	4	0	0			4	4
Stolen Property Offenses (Receiving, etc.)	1	0	5	4	33	18	0	0			39	22
Weapon Law Violations	1	1	11	11	34	26	4	4			50	42
<b>Total</b>	<b>78</b>	<b>36</b>	<b>589</b>	<b>320</b>	<b>2737</b>	<b>1273</b>	<b>85</b>	<b>64</b>	<b>0</b>	<b>0</b>	<b>3489</b>	<b>1693</b>

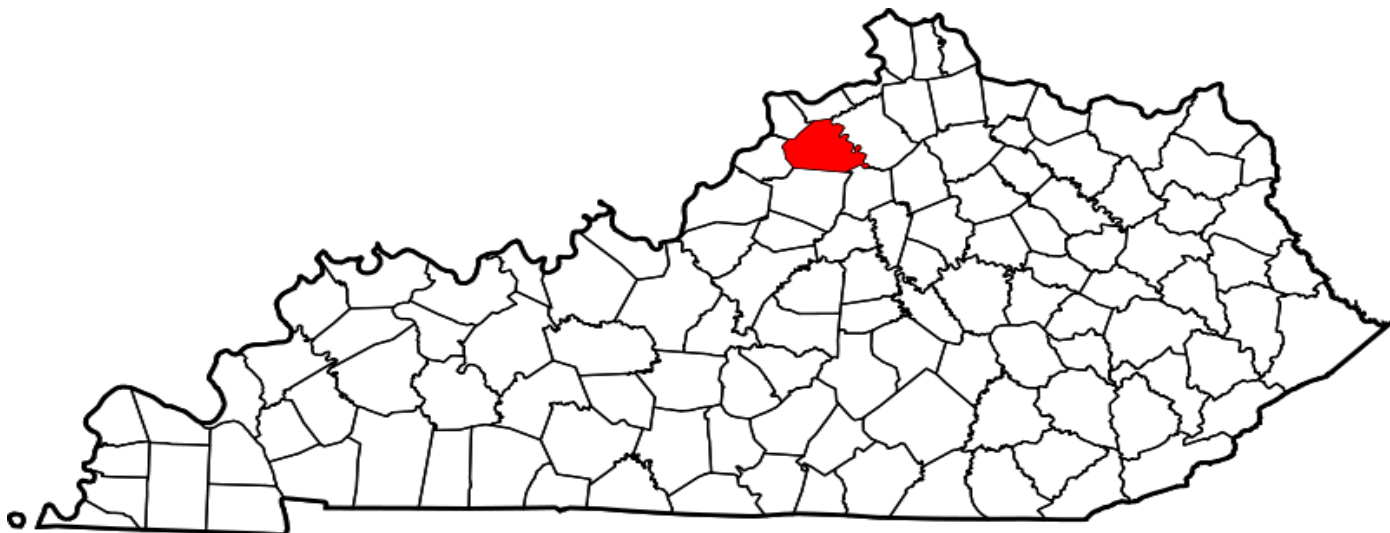
## Henry County

**A CRIME IS COMMITTED IN HENRY COUNTY  
APPROXIMATELY EVERY 19 HOURS**

### FULL TIME SWORN LAW ENFORCEMENT EMPLOYEES

Agency	Male	Female	Total
STATE POLICE	1005	22	1027
HENRY COUNTY SHERIFF'S OFFICE	7	0	7
EMINENCE POLICE DEPARTMENT	6	0	6

\*\*Kentucky State Police Troopers may be assigned to multiple counties per post.



County Seat: New Castle  
Population: 16,006  
Registered Sex Offenders: 43

## HENRY COUNTY

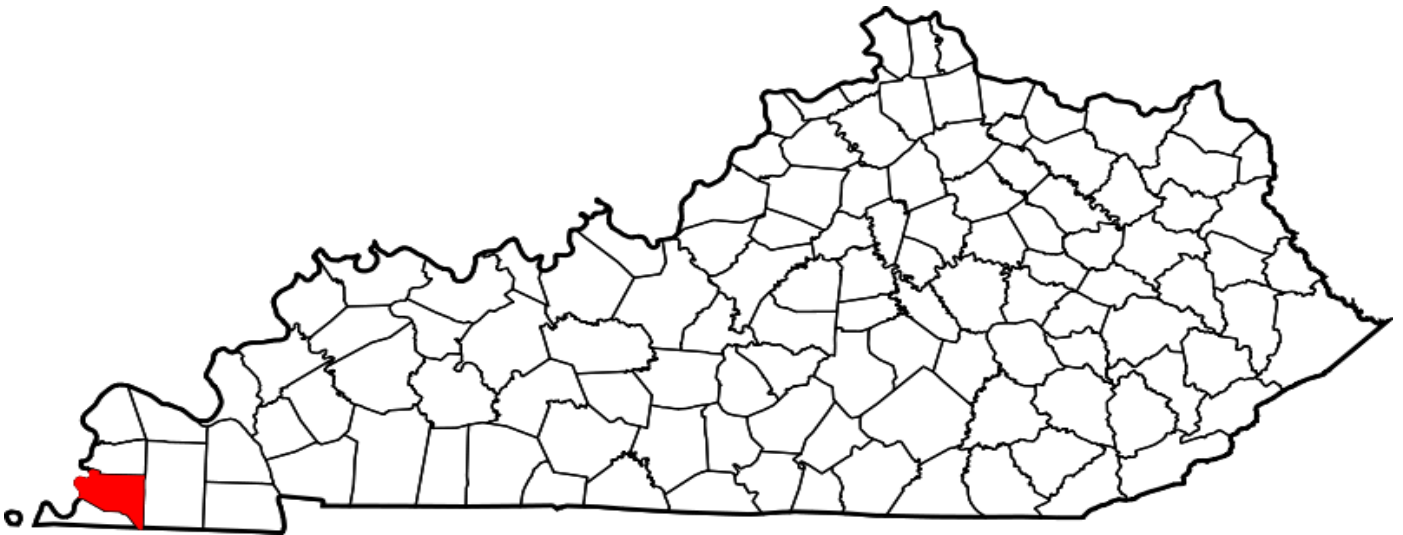
Group A Offenses	State Police		Sheriff		Eminence		All Other Agencies		Total	
By Category	Offenses		Offenses		Offenses		Offenses		Offenses	
	Reported	Cleared	Reported	Cleared	Reported	Cleared	Reported	Cleared	Reported	Cleared
Animal Cruelty	0	0	0	0	0	0	0	0	0	0
Arson	0	0	0	0	0	0	0	0	0	0
Assault Offenses	89	77	21	18	1	0	0	0	111	95
Bribery	0	0	0	0	0	0	0	0	0	0
Burglary/Breaking and Entering	27	12	4	3	0	0	0	0	31	15
Counterfeiting/Forgery	36	27	0	0	0	0	0	0	36	27
Destruction/Damage/Vandalism Of Property	17	9	4	4	1	1	0	0	22	14
Drug/Narcotic Offenses	97	81	44	34	1	1	0	0	142	116
Extortion/Blackmail	0	0	0	0	0	0	0	0	0	0
Fraud Offenses	8	3	3	3	0	0	0	0	11	6
Gambling Offenses	0	0	0	0	0	0	0	0	0	0
Homicide Offenses	2	0	0	0	0	0	0	0	2	0
Human Trafficking	0	0	0	0	0	0	0	0	0	0
Kidnapping/Abduction	1	1	0	0	0	0	0	0	1	1
Larceny/Theft Offenses	54	20	4	0	4	1	0	0	62	21
Motor Vehicle Theft	2	1	1	0	0	0	0	0	3	1
Pornography/Obscene Material	1	0	0	0	0	0	0	0	1	0
Prostitution Offenses	0	0	0	0	0	0	0	0	0	0
Robbery	0	0	0	0	0	0	0	0	0	0
Sex Offenses, Forcible	12	4	0	0	0	0	0	0	12	4
Sex Offenses, Nonforcible	0	0	0	0	0	0	0	0	0	0
Stolen Property Offenses (Receiving, etc.)	11	4	4	4	0	0	0	0	15	8
Weapon Law Violations	12	10	2	2	0	0	0	0	14	12
<b>Total</b>	<b>369</b>	<b>249</b>	<b>87</b>	<b>68</b>	<b>7</b>	<b>3</b>	<b>0</b>	<b>0</b>	<b>463</b>	<b>320</b>

## Hickman County

A CRIME IS COMMITTED IN HICKMAN COUNTY  
APPROXIMATELY EVERY 2.5 DAYS

### FULL TIME SWORN LAW ENFORCEMENT EMPLOYEES

Agency	Male	Female	Total
STATE POLICE	1005	22	1027
HICKMAN COUNTY SHERIFF'S OFFICE	2	0	2
CLINTON POLICE DEPARTMENT	2	0	2



County Seat: Clinton  
Population: 4,520  
Registered Sex Offenders: 12

## HICKMAN COUNTY

Group A Offenses	State Police		Sheriff		Clinton		All Other Agencies		Total	
By Category	Offenses		Offenses		Offenses		Offenses		Offenses	
	Reported	Cleared	Reported	Cleared	Reported	Cleared	Reported	Cleared	Reported	Cleared
Animal Cruelty	1	0	0	0	36	36	0	0	37	36
Arson	0	0	1	1	0	0	0	0	1	1
Assault Offenses	5	2	7	1	11	8	0	0	23	11
Bribery	0	0	0	0	0	0	0	0	0	0
Burglary/Breaking and Entering	1	0	2	0	5	1	0	0	8	1
Counterfeiting/Forgery	0	0	0	0	1	0	0	0	1	0
Destruction/Damage/Vandalism Of Property	0	0	1	0	5	2	0	0	6	2
Drug/Narcotic Offenses	10	9	1	1	12	8	0	0	23	18
Extortion/Blackmail	1	0	0	0	0	0	0	0	1	0
Fraud Offenses	2	0	2	0	4	4	0	0	8	4
Gambling Offenses	0	0	0	0	0	0	0	0	0	0
Homicide Offenses	0	0	0	0	0	0	0	0	0	0
Human Trafficking	1	1	0	0	0	0	0	0	1	1
Kidnapping/Abduction	0	0	0	0	0	0	0	0	0	0
Larceny/Theft Offenses	2	0	5	0	7	3	0	0	14	3
Motor Vehicle Theft	0	0	4	0	1	0	0	0	5	0
Pornography/Obscene Material	0	0	0	0	0	0	0	0	0	0
Prostitution Offenses	0	0	0	0	0	0	0	0	0	0
Robbery	0	0	0	0	0	0	0	0	0	0
Sex Offenses, Forcible	13	7	0	0	1	0	0	0	14	7
Sex Offenses, Nonforcible	0	0	0	0	0	0	0	0	0	0
Stolen Property Offenses (Receiving, etc.)	2	1	0	0	1	0	0	0	3	1
Weapon Law Violations	0	0	0	0	0	0	0	0	0	0
<b>Total</b>	<b>38</b>	<b>20</b>	<b>23</b>	<b>3</b>	<b>84</b>	<b>62</b>	<b>0</b>	<b>0</b>	<b>145</b>	<b>85</b>

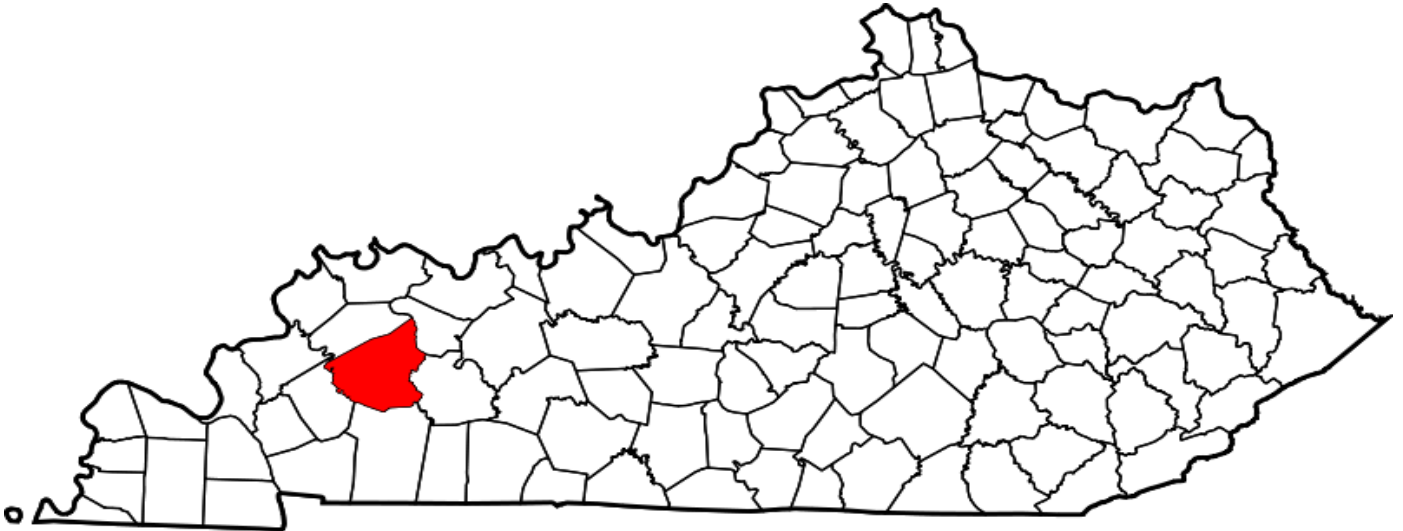
## Hopkins County

**A CRIME IS COMMITTED IN HOPKINS COUNTY  
APPROXIMATELY EVERY 2 HOURS**

### FULL TIME SWORN LAW ENFORCEMENT EMPLOYEES

Agency	Male	Female	Total
STATE POLICE	1005	22	1027
HOPKINS COUNTY SHERIFF'S OFFICE	27	2	29
DAWSON SPRINGS POLICE DEPARTMENT	5	0	5
MADISONVILLE POLICE DEPARTMENT	40	6	46
MORTON'S GAP POLICE DEPARTMENT	1	0	1

\*\*Kentucky State Police Troopers may be assigned to multiple counties per post.



County Seat: Madisonville  
Population: 45,547  
Registered Sex Offenders: 107

## HOPKINS COUNTY

Group A Offenses	State Police		Sheriff		Dawson Springs		Madisonville		Morton's Gap		All Other Agencies		Total	
By Category	Offenses		Offenses		Offenses		Offenses		Offenses		Offenses		Offenses	
	Reported	Cleared	Reported	Cleared	Reported	Cleared	Reported	Cleared	Reported	Cleared	Reported	Cleared	Reported	Cleared
Animal Cruelty	0	0	0	0	8	0	1	0	0	0	0	0	9	0
Arson	0	0	5	0	0	0	7	2	0	0	0	0	12	2
Assault Offenses	21	15	232	161	39	32	284	225	0	0	0	0	576	433
Bribery	0	0	1	0	0	0	1	1	0	0	0	0	2	1
Burglary/Breaking and Entering	14	4	89	12	20	4	82	12	0	0	0	0	205	32
Counterfeiting/Forgery	3	1	11	4	2	0	65	51	0	0	0	0	81	56
Destruction/Damage/Vandalism Of Property	6	4	51	16	9	4	63	22	0	0	0	0	129	46
Drug/Narcotic Offenses	170	158	288	251	33	32	747	696	0	0	12	2	1250	1139
Extortion/Blackmail	0	0	1	0	0	0	0	0	0	0	0	0	1	0
Fraud Offenses	4	2	22	6	0	0	48	31	0	0	0	0	74	39
Gambling Offenses	0	0	0	0	0	0	0	0	0	0	0	0	0	0
Homicide Offenses	1	1	0	0	0	0	1	1	0	0	0	0	2	2
Human Trafficking	0	0	0	0	0	0	0	0	0	0	0	0	0	0
Kidnapping/Abduction	1	1	12	7	1	1	18	16	0	0	0	0	32	25
Larceny/Theft Offenses	20	11	157	34	26	4	212	103	0	0	1	0	416	152
Motor Vehicle Theft	9	5	50	8	5	3	35	13	0	0	0	0	99	29
Pornography/Obscene Material	15	11	2	2	0	0	319	319	0	0	0	0	336	332
Prostitution Offenses	0	0	0	0	0	0	0	0	0	0	0	0	0	0
Robbery	0	0	1	1	4	3	10	7	0	0	0	0	15	11
Sex Offenses, Forcible	8	6	15	7	0	0	21	16	0	0	0	0	44	29
Sex Offenses, Nonforcible	0	0	0	0	0	0	1	0	0	0	0	0	1	0
Stolen Property Offenses (Receiving, etc.)	6	5	23	14	1	0	38	28	0	0	0	0	68	47
Weapon Law Violations	10	7	11	8	2	2	62	54	0	0	0	0	85	71
<b>Total</b>	<b>288</b>	<b>231</b>	<b>971</b>	<b>531</b>	<b>150</b>	<b>85</b>	<b>2015</b>	<b>1597</b>	<b>0</b>	<b>0</b>	<b>13</b>	<b>2</b>	<b>3437</b>	<b>2446</b>



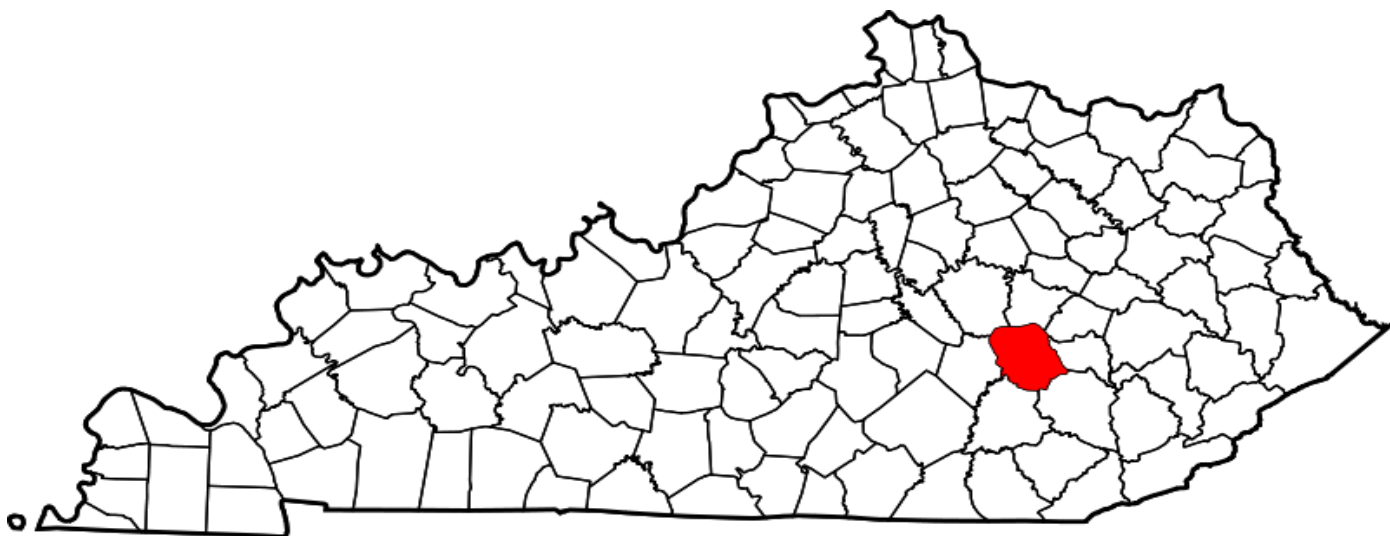
## Jackson County

**A CRIME IS COMMITTED IN JACKSON COUNTY  
APPROXIMATELY EVERY 24 HOURS**

### FULL TIME SWORN LAW ENFORCEMENT EMPLOYEES

Agency	Male	Female	Total
STATE POLICE	1005	22	1027
JACKSON COUNTY SHERIFF'S OFFICE	7	1	8
MCKEE POLICE DEPARTMENT	3	0	3

\*\*Kentucky State Police Troopers may be assigned to multiple counties per post.



County Seat: McKee  
Population: 13,431  
Registered Sex Offenders: 31

**JACKSON  
COUNTY**

<b>Group A Offenses</b>	<b>State Police</b>		<b>Sheriff</b>		<b>McKee</b>		<b>All Other Agencies</b>		<b>-</b>		<b>Total</b>	
By Category	Offenses		Offenses		Offenses		Offenses		Offenses		Offenses	
	Reported	Cleared	Reported	Cleared	Reported	Cleared	Reported	Cleared	Reported	Cleared	Reported	Cleared
Animal Cruelty	0	0	0	0	0	0	0	0			0	0
Arson	0	0	0	0	0	0	0	0			0	0
Assault Offenses	46	46	4	3	0	0	0	0			50	49
Bribery	0	0	0	0	0	0	0	0			0	0
Burglary/Breaking and Entering	3	0	27	4	0	0	0	0			30	4
Counterfeiting/Forgery	0	0	1	0	0	0	0	0			1	0
Destruction/Damage/Vandalism Of Property	1	0	11	3	0	0	0	0			12	3
Drug/Narcotic Offenses	48	47	23	17	0	0	0	0			71	64
Extortion/Blackmail	0	0	0	0	0	0	0	0			0	0
Fraud Offenses	3	1	3	1	0	0	2	2			8	4
Gambling Offenses	0	0	0	0	0	0	0	0			0	0
Homicide Offenses	3	3	0	0	0	0	0	0			3	3
Human Trafficking	0	0	0	0	0	0	0	0			0	0
Kidnapping/Abduction	3	3	0	0	0	0	0	0			3	3
Larceny/Theft Offenses	4	0	20	3	0	0	1	1			25	4
Motor Vehicle Theft	5	2	18	2	0	0	0	0			23	4
Pornography/Obscene Material	0	0	0	0	0	0	0	0			0	0
Prostitution Offenses	0	0	0	0	0	0	0	0			0	0
Robbery	1	1	0	0	0	0	0	0			1	1
Sex Offenses, Forcible	20	3	2	0	0	0	0	0			22	3
Sex Offenses, Nonforcible	0	0	0	0	0	0	0	0			0	0
Stolen Property Offenses (Receiving, etc.)	6	3	7	3	0	0	0	0			13	6
Weapon Law Violations	10	10	1	1	0	0	0	0			11	11
<b>Total</b>	<b>153</b>	<b>119</b>	<b>117</b>	<b>37</b>	<b>0</b>	<b>0</b>	<b>3</b>	<b>3</b>	<b>0</b>	<b>0</b>	<b>273</b>	<b>159</b>

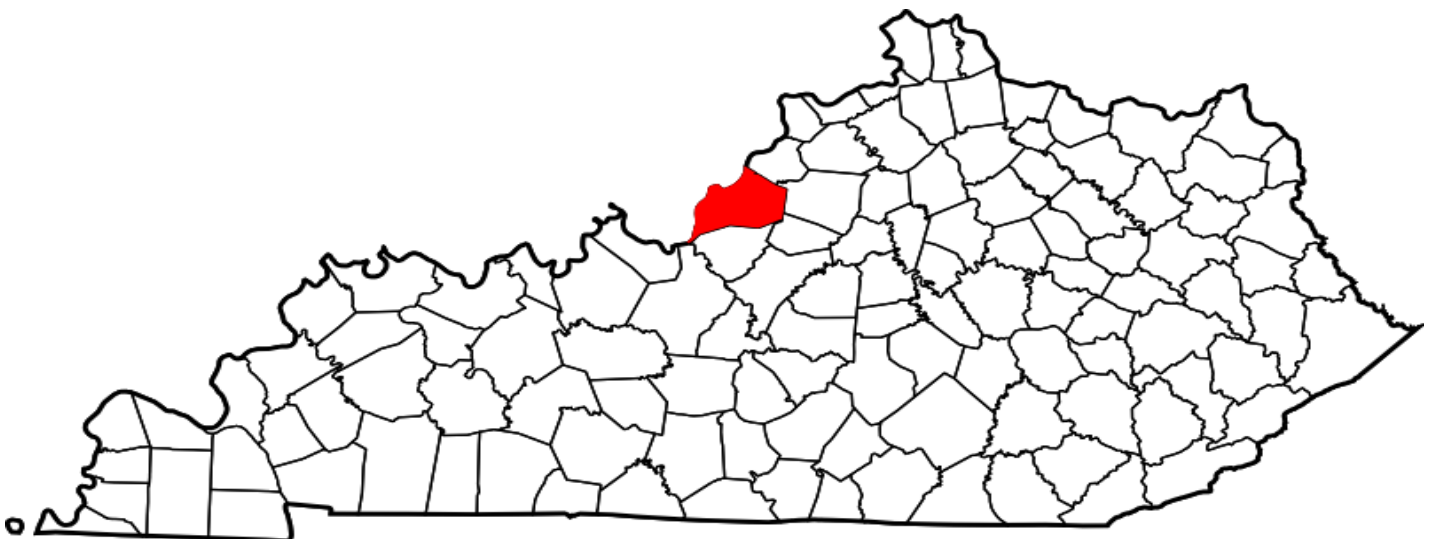
## Jefferson County

**A CRIME IS COMMITTED IN JEFFERSON COUNTY  
APPROXIMATELY EVERY 7 MINUTES**

### FULL TIME SWORN LAW ENFORCEMENT EMPLOYEES

Agency	Male	Female	Total
STATE POLICE	1005	22	1027
JEFFERSON COUNTY SHERIFF'S OFFICE	205	19	224
ABC ENFORCEMENT	6	1	7
ANCHORAGE POLICE DEPARTMENT	10	0	10
AUDUBON PARK POLICE DEPARTMENT	3	0	3
GRAYMOOR/DEVONDALE P.D.	1	0	1
HERITAGE CREEK POLICE DEPARTMENT	10	1	11
HURSTBOURNE ACRES POLICE DEPT.	8	1	9
INDIAN HILLS POLICE DEPARTMENT	7	0	7
JEFFERSON CO. SCHOOL SECURITY	18	2	20
JEFFERSTOWN POLICE DEPARTMENT	44	4	48
LOUISVILLE METRO POLICE DEPARTMENT	1,073	173	1246
LOUISVILLE METRO ARSON BUREAU	8	2	10
LYNNVIEW POLICE DEPARTMENT	3	0	3
MEADOWVALE POLICE DEPARTMENT	2	0	2
MIDDLETOWN POLICE DEPARTMENT	6	0	6
NORTHFIELD POLICE DEPARTMENT	5	0	5
PROSPECT POLICE DEPARTMENT	5	1	6
REGIONAL AIRPORT AUTH.	35	1	36
SHIVLEY POLICE DEPARTMENT	28	0	28
ST. MATTHEWS POLICE DEPARTMENT	36	2	38
STRATHMOOR VILLAGE POLICE DEPT.	5	0	5
UNIVERSITY OF LOUISVILLE SECURITY PD	40	3	43
WEST BUECHEL	9	0	9

\*\*Kentucky State Police Troopers may be assigned to multiple counties per post.



County Seat: Louisville  
 Population: 771,158  
 Registered Sex Offenders: 1555

**JEFFERSON  
COUNTY**

<b>Group A Offenses</b>	<b>State Police</b>		<b>Sheriff</b>		<b>Louisville Metro</b>		<b>St. Matthews</b>		<b>Shively</b>		<b>Anchorage</b>		<b>Middletown</b>	
By Category	Offenses		Offenses		Offenses		Offenses		Offenses		Offenses		Offenses	
	Reported	Cleared	Reported	Cleared	Reported	Cleared	Reported	Cleared	Reported	Cleared	Reported	Cleared	Reported	Cleared
Animal Cruelty	0	0	0	0	19	11	0	0	0	0	0	0	0	0
Arson	0	0	0	0	3	2	0	0	0	0	0	0	0	0
Assault Offenses	8	7	2	2	10074	4280	217	164	194	36	1	1	3	1
Bribery	0	0	0	0	3	3	1	1	0	0	0	0	0	0
Burglary/Breaking and Entering	1	1	1	0	5072	784	100	21	93	1	1	0	10	0
Counterfeiting/Forgery	1	0	0	0	859	555	49	19	25	3	0	0	1	0
Destruction/Damage/Vandalism Of Property	3	2	0	0	5610	1013	129	22	158	9	5	0	0	0
Drug/Narcotic Offenses	106	24	3	3	11639	11597	212	206	16	10	0	0	0	0
Extortion/Blackmail	0	0	0	0	4	1	0	0	0	0	0	0	0	0
Fraud Offenses	6	2	0	0	3024	901	139	29	38	3	0	0	0	0
Gambling Offenses	0	0	0	0	1	1	0	0	0	0	0	0	0	0
Homicide Offenses	0	0	0	0	99	48	0	0	1	1	0	0	0	0
Human Trafficking	0	0	0	0	0	0	0	0	0	0	0	0	0	0
Kidnapping/Abduction	0	0	0	0	178	84	0	0	3	0	0	0	0	0
Larceny/Theft Offenses	5	3	1	1	20083	3935	881	333	420	19	12	1	16	1
Motor Vehicle Theft	1	1	0	0	3956	846	84	25	120	10	1	0	1	0
Pornography/Obscene Material	50	50	0	0	9	2	0	0	2	1	0	0	0	0
Prostitution Offenses	0	0	0	0	74	71	0	0	0	0	0	0	0	0
Robbery	0	0	0	0	1340	410	21	16	24	6	0	0	0	0
Sex Offenses, Forcible	1	0	0	0	410	158	10	7	10	1	0	0	0	0
Sex Offenses, Nonforcible	0	0	0	0	11	6	0	0	1	0	0	0	0	0
Stolen Property Offenses (Receiving, etc.)	19	14	0	0	1337	1301	22	18	107	33	1	0	3	2
Weapon Law Violations	11	11	0	0	1593	1580	14	13	14	4	0	0	0	0
<b>Total</b>	<b>212</b>	<b>115</b>	<b>7</b>	<b>6</b>	<b>65398</b>	<b>27589</b>	<b>1879</b>	<b>874</b>	<b>1226</b>	<b>137</b>	<b>21</b>	<b>2</b>	<b>34</b>	<b>4</b>

**JEFFERSON  
COUNTY**

<b>Group A Offenses</b>	<b>Jeffersontown</b>		<b>Univ. of Louisville</b>		<b>ABC Enforcement</b>		<b>Indian Hills</b>		<b>Audubon Park</b>		<b>Lynnview</b>	
By Category	Offenses		Offenses		Offenses		Offenses		Offenses		Offenses	
	Reported	Cleared	Reported	Cleared	Reported	Cleared	Reported	Cleared	Reported	Cleared	Reported	Cleared
Animal Cruelty	0	0	0	0	0	0	0	0	0	0	0	0
Arson	0	0	0	0	0	0	0	0	0	0	0	0
Assault Offenses	72	29	43	5	4	0	1	0	0	0	0	0
Bribery	0	0	0	0	0	0	0	0	0	0	0	0
Burglary/Breaking and Entering	87	29	27	0	0	0	8	2	3	1	0	0
Counterfeiting/Forgery	25	8	4	1	0	0	2	2	1	0	0	0
Destruction/Damage/Vandalism Of Property	121	8	95	5	1	0	2	0	6	0	0	0
Drug/Narcotic Offenses	90	75	18	18	4	4	1	1	0	0	0	0
Extortion/Blackmail	0	0	3	0	0	0	0	0	0	0	0	0
Fraud Offenses	60	8	12	0	3	2	5	0	4	1	0	0
Gambling Offenses	0	0	0	0	0	0	0	0	0	0	0	0
Homicide Offenses	2	2	0	0	0	0	0	0	0	0	0	0
Human Trafficking	1	1	0	0	0	0	0	0	0	0	0	0
Kidnapping/Abduction	1	0	3	0	0	0	0	0	0	0	0	0
Larceny/Theft Offenses	461	44	305	15	1	0	17	3	29	1	0	0
Motor Vehicle Theft	102	12	26	0	0	0	0	0	5	1	0	0
Pornography/Obscene Material	0	0	0	0	0	0	0	0	0	0	0	0
Prostitution Offenses	0	0	0	0	0	0	0	0	0	0	0	0
Robbery	27	4	4	0	0	0	0	0	0	0	0	0
Sex Offenses, Forcible	13	4	3	0	0	0	0	0	0	0	0	0
Sex Offenses, Nonforcible	2	0	0	0	0	0	0	0	0	0	0	0
Stolen Property Offenses (Receiving, etc.)	50	19	10	3	0	0	0	0	0	0	0	0
Weapon Law Violations	19	15	0	0	0	0	0	0	0	0	0	0
<b>Total</b>	<b>1133</b>	<b>258</b>	<b>553</b>	<b>47</b>	<b>13</b>	<b>6</b>	<b>36</b>	<b>8</b>	<b>48</b>	<b>4</b>	<b>0</b>	<b>0</b>

**JEFFERSON  
COUNTY**

<b>Group A Offenses</b>	<b>Heritage Creek</b>		<b>Prospect</b>		<b>Jefferson Co. School</b>		<b>Regional Airport</b>		<b>Meadowvale</b>		<b>Hurstbourne Acres</b>	
By Category	Offenses		Offenses		Offenses		Offenses		Offenses		Offenses	
	Reported	Cleared	Reported	Cleared	Reported	Cleared	Reported	Cleared	Reported	Cleared	Reported	Cleared
Animal Cruelty	0	0	0	0	0	0	0	0	0	0	0	0
Arson	0	0	0	0	2	0	0	0	0	0	0	0
Assault Offenses	4	4	8	5	70	45	16	15	0	0	0	0
Bribery	0	0	0	0	0	0	0	0	0	0	0	0
Burglary/Breaking and Entering	0	0	3	0	18	0	0	0	0	0	2	0
Counterfeiting/Forgery	15	15	3	0	0	0	32	19	0	0	7	0
Destruction/Damage/Vandalism Of Property	1	1	4	1	55	4	3	2	0	0	1	0
Drug/Narcotic Offenses	0	0	2	2	17	8	17	13	0	0	4	3
Extortion/Blackmail	0	0	0	0	0	0	0	0	0	0	0	0
Fraud Offenses	0	0	9	3	1	0	61	41	0	0	0	0
Gambling Offenses	0	0	0	0	0	0	0	0	0	0	0	0
Homicide Offenses	0	0	0	0	0	0	0	0	0	0	0	0
Human Trafficking	0	0	0	0	0	0	0	0	0	0	0	0
Kidnapping/Abduction	0	0	0	0	0	0	0	0	0	0	0	0
Larceny/Theft Offenses	1	0	46	9	38	4	26	6	0	0	12	1
Motor Vehicle Theft	0	0	1	1	0	0	53	13	0	0	2	1
Pornography/Obscene Material	0	0	0	0	0	0	0	0	0	0	0	0
Prostitution Offenses	0	0	0	0	0	0	0	0	0	0	0	0
Robbery	0	0	0	0	0	0	0	0	0	0	0	0
Sex Offenses, Forcible	0	0	0	0	1	1	0	0	0	0	0	0
Sex Offenses, Nonforcible	0	0	0	0	0	0	0	0	0	0	0	0
Stolen Property Offenses (Receiving, etc.)	0	0	2	0	1	1	6	4	0	0	1	1
Weapon Law Violations	0	0	0	0	4	3	0	0	0	0	0	0
<b>Total</b>	<b>21</b>	<b>20</b>	<b>78</b>	<b>21</b>	<b>207</b>	<b>66</b>	<b>214</b>	<b>113</b>	<b>0</b>	<b>0</b>	<b>29</b>	<b>6</b>

**JEFFERSON  
COUNTY**

<b>Group A Offenses</b>	<b>Strathmoor Village</b>		<b>Northfield PD</b>		<b>Graymoor/Devondale</b>		<b>West Buechel</b>		<b>Louisville Arson</b>		<b>All Other Agencies</b>		<b>Total</b>	
By Category	Offenses		Offenses		Offenses		Offenses		Offenses		Offenses		Offenses	
	Reported	Cleared	Reported	Cleared	Reported	Cleared	Reported	Cleared	Reported	Cleared	Reported	Cleared	Reported	Cleared
Animal Cruelty	0	0	0	0	0	0	0	0	0	0	0	0	19	11
Arson	0	0	0	0	0	0	0	0	117	31	0	0	122	33
Assault Offenses	0	0	4	0	8	4	10	3	0	0	5	2	10,744	4,603
Bribery	0	0	0	0	0	0	0	0	0	0	1	0	5	4
Burglary/Breaking and Entering	0	0	2	0	10	3	4	0	0	0	0	0	5,442	842
Counterfeiting/Forgery	0	0	0	0	1	0	0	0	0	0	2	0	1,027	622
Destruction/Damage/Vandalism Of Property	0	0	0	0	3	0	8	3	0	0	0	0	6,205	1,070
Drug/Narcotic Offenses	0	0	0	0	2	2	12	6	0	0	8	2	12,151	11,974
Extortion/Blackmail	0	0	0	0	0	0	0	0	0	0	0	0	7	1
Fraud Offenses	0	0	0	0	2	1	7	1	0	0	31	6	3,402	998
Gambling Offenses	0	0	0	0	0	0	0	0	0	0	0	0	1	1
Homicide Offenses	0	0	0	0	0	0	0	0	0	0	0	0	102	51
Human Trafficking	0	0	0	0	0	0	0	0	0	0	6	0	7	1
Kidnapping/Abduction	0	0	0	0	0	0	0	0	0	0	0	0	185	84
Larceny/Theft Offenses	0	0	7	0	36	0	62	3	0	0	0	0	22,459	4,379
Motor Vehicle Theft	0	0	0	0	3	0	19	2	0	0	0	0	4,374	912
Pornography/Obscene Material	0	0	0	0	0	0	0	0	0	0	6	0	67	53
Prostitution Offenses	0	0	0	0	0	0	0	0	0	0	28	25	102	96
Robbery	0	0	0	0	0	0	3	0	0	0	0	0	1,419	436
Sex Offenses, Forcible	0	0	0	0	0	0	0	0	0	0	0	0	448	171
Sex Offenses, Nonforcible	0	0	0	0	0	0	0	0	0	0	0	0	14	6
Stolen Property Offenses (Receiving, etc.)	0	0	1	0	1	1	2	1	0	0	0	0	1,563	1,398
Weapon Law Violations	0	0	0	0	0	0	0	0	0	0	0	0	1,655	1,626
<b>Total</b>	<b>0</b>	<b>0</b>	<b>14</b>	<b>0</b>	<b>66</b>	<b>11</b>	<b>127</b>	<b>19</b>	<b>117</b>	<b>31</b>	<b>87</b>	<b>35</b>	<b>71520</b>	<b>29372</b>

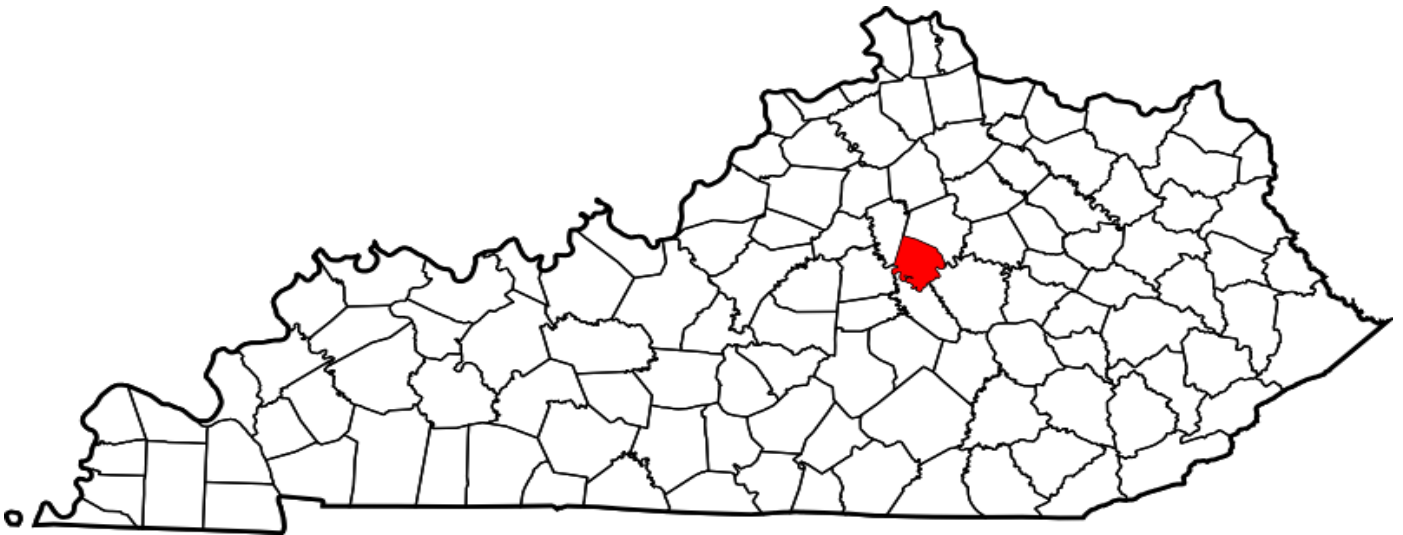
## Jessamine County

**A CRIME IS COMMITTED IN JESSAMINE COUNTY  
APPROXIMATELY EVERY 3 HOURS**

### FULL TIME SWORN LAW ENFORCEMENT EMPLOYEES

Agency	Male	Female	Total
STATE POLICE	1005	22	1027
JESSAMINE COUNTY SHERIFF'S OFFICE	26	2	28
NICHOLASVILLE POLICE DEPARTMENT	55	2	57
WILMORE POLICE DEPARTMENT	7	1	8

\*\*Kentucky State Police Troopers may be assigned to multiple counties per post.



County Seat: Nicholasville  
Population: 53,375  
Registered Sex Offenders: 77



**JESSAMINE  
COUNTY**

<b>Group A Offenses</b>	<b>State Police</b>		<b>Sheriff</b>		<b>Nicholasville</b>		<b>Wilmore</b>		<b>All Other Agencies</b>		<b>Total</b>	
By Category	Offenses		Offenses		Offenses		Offenses		Offenses		Offenses	
	Reported	Cleared	Reported	Cleared	Reported	Cleared	Reported	Cleared	Reported	Cleared	Reported	Cleared
Animal Cruelty	0	0	2	0	1	0	0	0	0	0	3	0
Arson	0	0	1	0	6	2	0	0	0	0	7	2
Assault Offenses	0	0	58	36	323	258	23	12	0	0	404	306
Bribery	0	0	0	0	1	1	0	0	0	0	1	1
Burglary/Breaking and Entering	0	0	89	14	140	17	9	1	0	0	238	32
Counterfeiting/Forgery	0	0	5	1	71	18	5	3	0	0	81	22
Destruction/Damage/Vandalism Of Property	0	0	40	10	173	23	24	2	0	0	237	35
Drug/Narcotic Offenses	14	12	23	18	665	514	21	17	0	0	723	561
Extortion/Blackmail	0	0	0	0	1	0	1	0	0	0	2	0
Fraud Offenses	0	0	20	5	117	29	10	3	0	0	147	37
Gambling Offenses	0	0	0	0	0	0	0	0	0	0	0	0
Homicide Offenses	0	0	2	1	0	0	0	0	0	0	2	1
Human Trafficking	0	0	0	0	0	0	0	0	0	0	0	0
Kidnapping/Abduction	1	1	1	1	6	5	0	0	0	0	8	7
Larceny/Theft Offenses	0	0	152	26	711	251	54	10	0	0	917	287
Motor Vehicle Theft	0	0	16	4	51	8	2	0	0	0	69	12
Pornography/Obscene Material	1	0	1	0	6	0	0	0	0	0	8	0
Prostitution Offenses	0	0	0	0	0	0	0	0	0	0	0	0
Robbery	0	0	1	0	18	10	1	1	0	0	20	11
Sex Offenses, Forcible	2	2	17	14	35	13	6	1	0	0	60	30
Sex Offenses, Nonforcible	0	0	0	0	2	2	0	0	0	0	2	2
Stolen Property Offenses (Receiving, etc.)	1	1	21	6	65	15	6	2	0	0	93	24
Weapon Law Violations	0	0	4	2	25	25	0	0	0	0	29	27
<b>Total</b>	<b>19</b>	<b>16</b>	<b>453</b>	<b>138</b>	<b>2417</b>	<b>1191</b>	<b>162</b>	<b>52</b>	<b>0</b>	<b>0</b>	<b>3051</b>	<b>1397</b>

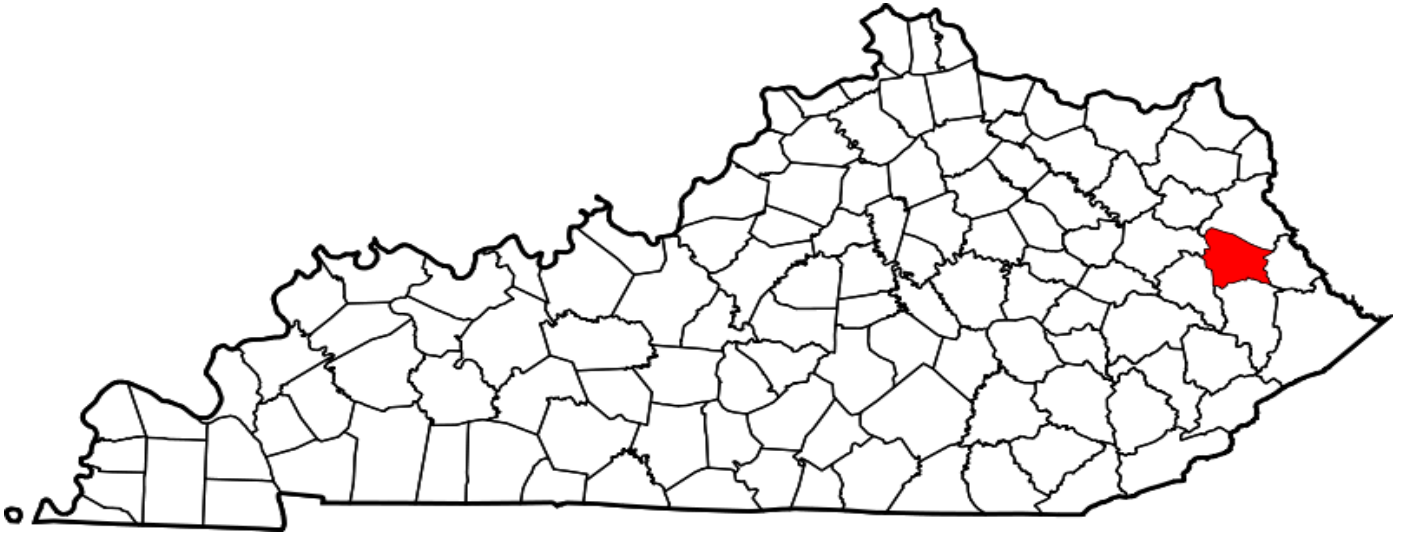
# Johnson County

**A CRIME IS COMMITTED IN JOHNSON COUNTY  
APPROXIMATELY EVERY 15 HOURS**

## FULL TIME SWORN LAW ENFORCEMENT EMPLOYEES

Agency	Male	Female	Total
STATE POLICE	1005	22	1027
JOHNSON COUNTY SHERIFF'S OFFICE	10	0	10
PAINTSVILLE POLICE DEPARTMENT	9	0	9

\*\*Kentucky State Police Troopers may be assigned to multiple counties per post.



County Seat: Paintsville  
Population: 22,594  
Registered Sex Offenders: 45

## JOHNSON COUNTY

Group A Offenses	State Police		Sheriff		Paintsville		All Other Agencies		Total	
By Category	Offenses		Offenses		Offenses		Offenses		Offenses	
	Reported	Cleared	Reported	Cleared	Reported	Cleared	Reported	Cleared	Reported	Cleared
Animal Cruelty	0	0	1	0	0	0	0	0	1	0
Arson	0	0	0	0	0	0	0	0	0	0
Assault Offenses	24	20	20	10	49	33	1	1	94	64
Bribery	0	0	0	0	0	0	0	0	0	0
Burglary/Breaking and Entering	10	2	13	3	5	4	0	0	28	9
Counterfeiting/Forgery	2	2	2	1	2	1	0	0	6	4
Destruction/Damage/Vandalism Of Property	4	3	2	0	3	1	0	0	9	4
Drug/Narcotic Offenses	109	92	44	20	147	93	5	3	305	208
Extortion/Blackmail	0	0	0	0	0	0	0	0	0	0
Fraud Offenses	2	1	3	0	2	1	0	0	7	2
Gambling Offenses	0	0	0	0	0	0	0	0	0	0
Homicide Offenses	7	2	0	0	0	0	0	0	7	2
Human Trafficking	0	0	0	0	0	0	0	0	0	0
Kidnapping/Abduction	0	0	0	0	0	0	0	0	0	0
Larceny/Theft Offenses	6	1	21	5	22	5	0	0	49	11
Motor Vehicle Theft	5	0	19	1	4	1	1	0	29	2
Pornography/Obscene Material	0	0	0	0	0	0	0	0	0	0
Prostitution Offenses	0	0	0	0	0	0	0	0	0	0
Robbery	1	1	0	0	0	0	0	0	1	1
Sex Offenses, Forcible	13	3	3	0	2	0	0	0	18	3
Sex Offenses, Nonforcible	1	0	0	0	0	0	0	0	1	0
Stolen Property Offenses (Receiving, etc.)	3	2	5	1	0	0	0	0	8	3
Weapon Law Violations	7	7	4	2	0	0	0	0	11	9
<b>Total</b>	<b>194</b>	<b>136</b>	<b>137</b>	<b>43</b>	<b>236</b>	<b>139</b>	<b>7</b>	<b>4</b>	<b>574</b>	<b>322</b>

## Kenton County

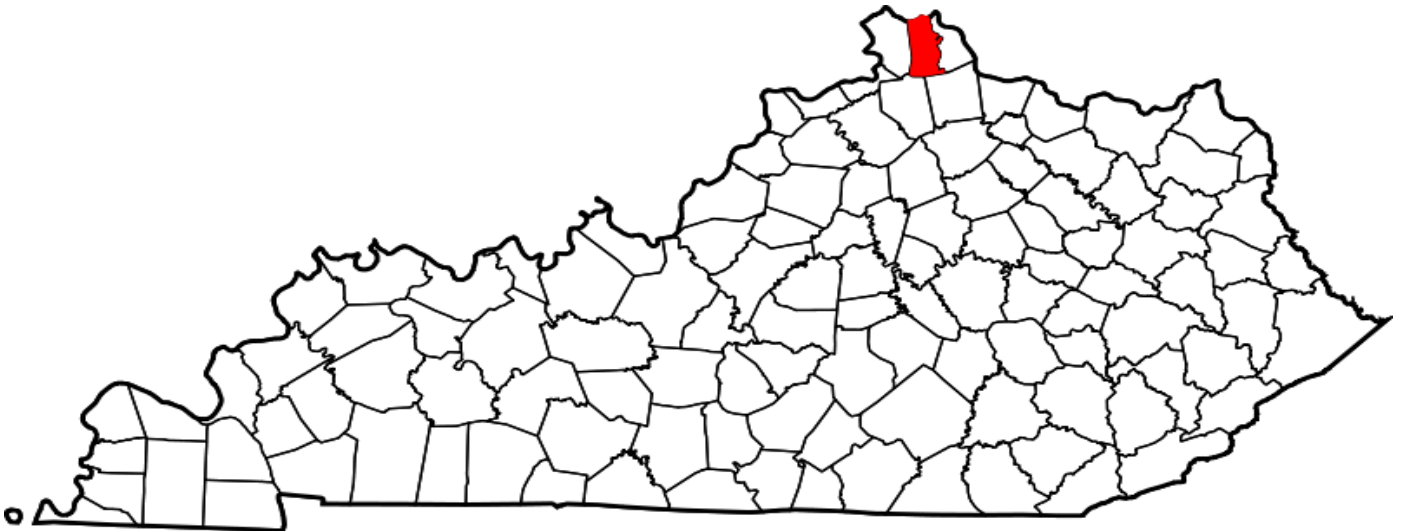
**A CRIME IS COMMITTED IN KENTON COUNTY  
APPROXIMATELY EVERY 60 MINUTES**

### FULL TIME SWORN LAW ENFORCEMENT EMPLOYEES

Agency	Male	Female	Total
STATE POLICE	1005	22	1027
KENTON COUNTY SHERIFF'S OFFICE	34	1	35
COVINGTON POLICE DEPARTMENT	104	7	111
EDGEWOOD POLICE DEPARTMENT	15	1	16
ELSMERE POLICE DEPARTMENT	14	1	15
ERLANGER POLICE DEPARTMENT	38	3	41
FORT MITCHELL POLICE DEPARTMENT	13	2	15
FORT WRIGHT POLICE DEPARTMENT	11	2	13
INDEPENDENCE POLICE DEPARTMENT	35	1	36
KENTON CO. POLICE DEPARTMENT	36	0	36
LAKESIDE PARK POLICE DEPARTMENT	10	2	12
LUDLOW POLICE DEPARTMENT	11	0	11
NORTHERN KY TASK FORCE	2	0	2
PARK HILLS POLICE DEPARTMENT	7	0	7
TAYLOR MILL POLICE DEPARTMENT	8	1	9
VILLA HILLS POLICE DEPARTMENT	12	2	14

\*\*Kentucky State Police Troopers may be assigned to multiple counties per post.

\*\*Northern KY Drug Strike Force covers multiple counties.



County Seat: Independence

Population: 165,399

Registered Sex Offenders: 182

**KENTON  
COUNTY**

<b>Group A Offenses</b>	<b>State Police</b>		<b>Sheriff</b>		<b>Covington</b>		<b>Elsmere</b>		<b>Erlanger</b>		<b>Fort Wright</b>	
By Category	Offenses		Offenses		Offenses		Offenses		Offenses		Offenses	
	Reported	Cleared	Reported	Cleared	Reported	Cleared	Reported	Cleared	Reported	Cleared	Reported	Cleared
Animal Cruelty	0	0	0	0	2	0	0	0	0	0	0	0
Arson	0	0	0	0	7	1	1	1	1	0	0	0
Assault Offenses	7	6	1	1	752	270	70	28	118	57	31	12
Bribery	0	0	0	0	0	0	0	0	1	0	0	0
Burglary/Breaking and Entering	0	0	0	0	206	54	14	4	38	5	7	0
Counterfeiting/Forgery	0	0	0	0	87	57	3	1	18	7	8	0
Destruction/Damage/Vandalism Of Property	0	0	0	0	430	77	39	6	57	5	15	0
Drug/Narcotic Offenses	0	0	9	9	1,824	1,701	86	85	488	468	82	49
Extortion/Blackmail	0	0	0	0	1	0	0	0	0	0	0	0
Fraud Offenses	1	1	0	0	170	54	20	5	17	6	19	4
Gambling Offenses	0	0	0	0	0	0	0	0	0	0	0	0
Homicide Offenses	3	3	0	0	9	5	0	0	1	0	0	0
Human Trafficking	1	1	0	0	0	0	0	0	11	0	0	0
Kidnapping/Abduction	0	0	0	0	18	15	3	2	2	1	0	0
Larceny/Theft Offenses	1	0	3	1	892	163	85	6	164	27	61	8
Motor Vehicle Theft	0	0	0	0	142	11	11	1	23	4	7	1
Pornography/Obscene Material	2	2	0	0	21	10	2	1	1	0	4	0
Prostitution Offenses	0	0	0	0	56	56	0	0	0	0	0	0
Robbery	0	0	0	0	68	20	2	1	6	2	2	0
Sex Offenses, Forcible	2	2	0	0	71	44	15	7	11	0	7	1
Sex Offenses, Nonforcible	0	0	0	0	3	2	0	0	0	0	0	0
Stolen Property Offenses (Receiving, etc.)	1	1	0	0	104	57	9	7	11	7	1	0
Weapon Law Violations	1	1	0	0	102	91	7	7	7	7	2	1
<b>Total</b>	<b>19</b>	<b>17</b>	<b>13</b>	<b>11</b>	<b>4965</b>	<b>2688</b>	<b>367</b>	<b>162</b>	<b>975</b>	<b>596</b>	<b>246</b>	<b>76</b>

## KENTON COUNTY

<b>Group A Offenses</b>	<b>Kenton Co. PD</b>		<b>Park Hills</b>		<b>Ludlow</b>		<b>Lakeside Park</b>		<b>Taylor Mill</b>		<b>Villa Hills</b>	
By Category	Offenses		Offenses		Offenses		Offenses		Offenses		Offenses	
	Reported	Cleared	Reported	Cleared	Reported	Cleared	Reported	Cleared	Reported	Cleared	Reported	Cleared
Animal Cruelty	0	0	0	0	0	0	0	0	0	0	0	0
Arson	1	0	0	0	1	0	0	0	0	0	0	0
Assault Offenses	92	53	14	4	96	33	6	4	59	46	38	25
Bribery	0	0	0	0	0	0	0	0	0	0	0	0
Burglary/Breaking and Entering	30	5	4	2	17	5	9	0	6	2	9	1
Counterfeiting/Forgery	7	4	0	0	1	0	11	2	10	8	4	0
Destruction/Damage/Vandalism Of Property	62	7	9	1	33	5	18	4	23	6	20	5
Drug/Narcotic Offenses	256	234	21	16	65	57	26	26	72	69	157	157
Extortion/Blackmail	0	0	0	0	2	0	0	0	0	0	0	0
Fraud Offenses	26	9	4	0	9	2	10	0	6	2	8	3
Gambling Offenses	0	0	0	0	0	0	0	0	0	0	0	0
Homicide Offenses	0	0	0	0	0	0	0	0	0	0	0	0
Human Trafficking	0	0	0	0	0	0	0	0	0	0	0	0
Kidnapping/Abduction	2	1	0	0	2	0	0	0	0	0	0	0
Larceny/Theft Offenses	97	14	17	0	56	6	142	67	48	7	34	5
Motor Vehicle Theft	6	1	4	0	5	1	2	1	9	1	3	1
Pornography/Obscene Material	84	5	0	0	0	0	0	0	1	0	1	0
Prostitution Offenses	0	0	0	0	1	1	0	0	0	0	0	0
Robbery	1	0	0	0	3	1	1	0	1	1	1	0
Sex Offenses, Forcible	30	10	2	0	8	2	3	2	7	0	2	1
Sex Offenses, Nonforcible	1	1	0	0	0	0	0	0	0	0	0	0
Stolen Property Offenses (Receiving, etc.)	10	7	2	0	3	2	2	2	1	1	0	0
Weapon Law Violations	16	16	1	0	4	4	0	0	1	1	2	2
<b>Total</b>	<b>721</b>	<b>367</b>	<b>78</b>	<b>23</b>	<b>306</b>	<b>119</b>	<b>230</b>	<b>108</b>	<b>244</b>	<b>144</b>	<b>279</b>	<b>200</b>

## KENTON COUNTY

<b>Group A Offenses</b>	<b>Fort Mitchell</b>		<b>Edgewood</b>		<b>Independence</b>		<b>Northern KY TF</b>		<b>All Other Agencies</b>		<b>Total</b>	
By Category	Offenses		Offenses		Offenses		Offenses		Offenses		Offenses	
	Reported	Cleared	Reported	Cleared	Reported	Cleared	Reported	Cleared	Reported	Cleared	Reported	Cleared
Animal Cruelty	0	0	0	0	0	0	0	0	0	0	2	0
Arson	0	0	0	0	0	0	0	0	0	0	11	2
Assault Offenses	28	17	37	10	167	72	0	0	0	0	1516	638
Bribery	0	0	0	0	3	1	0	0	0	0	4	1
Burglary/Breaking and Entering	14	6	6	0	33	8	0	0	0	0	393	92
Counterfeiting/Forgery	11	6	2	1	12	3	1	1	0	0	175	90
Destruction/Damage/Vandalism Of Property	16	4	18	5	46	10	0	0	0	0	786	135
Drug/Narcotic Offenses	38	35	112	98	240	177	38	32	3	3	3517	3216
Extortion/Blackmail	0	0	0	0	0	0	0	0	0	0	3	0
Fraud Offenses	23	1	15	4	42	4	0	0	3	3	373	98
Gambling Offenses	0	0	0	0	0	0	0	0	0	0	0	0
Homicide Offenses	0	0	0	0	1	1	0	0	0	0	14	9
Human Trafficking	0	0	0	0	0	0	0	0	0	0	12	1
Kidnapping/Abduction	0	0	0	0	2	2	0	0	0	0	29	21
Larceny/Theft Offenses	46	6	83	20	145	23	0	0	0	0	1874	353
Motor Vehicle Theft	7	2	1	0	16	2	0	0	1	0	237	26
Pornography/Obscene Material	0	0	0	0	3	0	0	0	2	0	121	18
Prostitution Offenses	0	0	0	0	0	0	1	1	0	0	58	58
Robbery	1	0	2	0	1	1	0	0	0	0	89	26
Sex Offenses, Forcible	7	1	8	3	26	6	0	0	0	0	199	79
Sex Offenses, Nonforcible	0	0	0	0	5	1	0	0	0	0	9	4
Stolen Property Offenses (Receiving, etc.)	2	2	4	2	10	4	0	0	0	0	160	92
Weapon Law Violations	0	0	2	2	10	2	3	3	0	0	158	137
<b>Total</b>	<b>193</b>	<b>80</b>	<b>290</b>	<b>145</b>	<b>762</b>	<b>317</b>	<b>43</b>	<b>37</b>	<b>9</b>	<b>6</b>	<b>9740</b>	<b>5096</b>

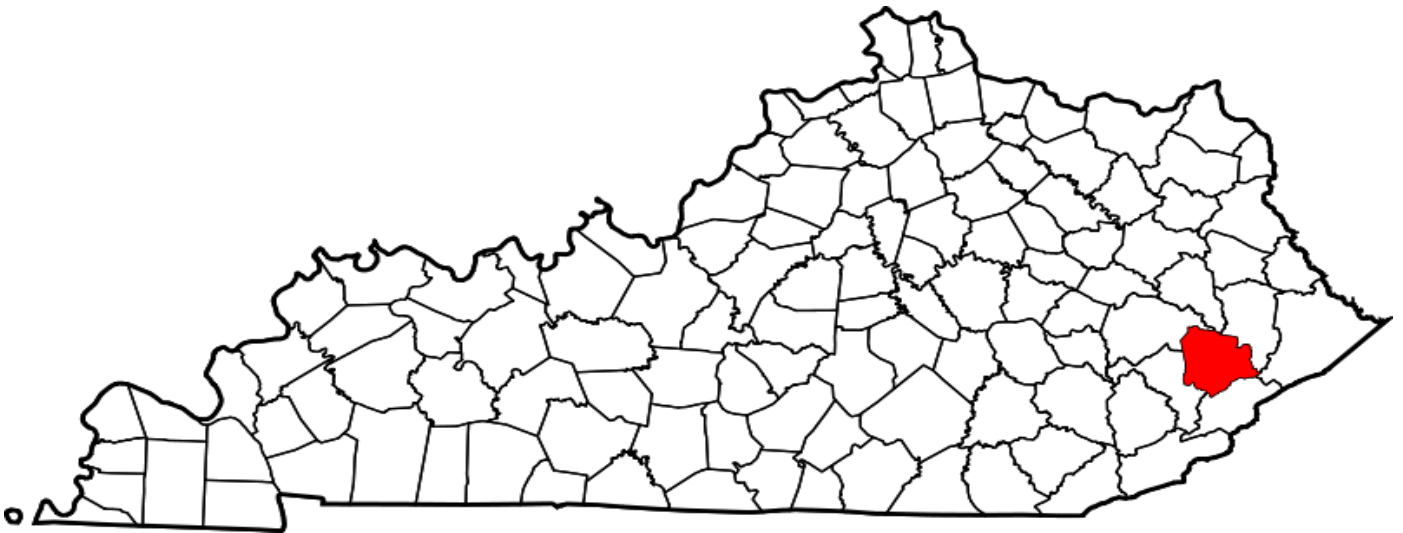
## *Knott County*

**A CRIME IS COMMITTED IN KNOTT COUNTY  
APPROXIMATELY EVERY 23 HOURS**

### **FULL TIME SWORN LAW ENFORCEMENT EMPLOYEES**

<b>Agency</b>	<b>Male</b>	<b>Female</b>	<b>Total</b>
STATE POLICE	1005	22	1027
KNOTT COUNTY SHERIFF'S OFFICE	6	0	6

\*\*Kentucky State Police Troopers may be assigned to multiple counties per post.



County Seat: Hindman  
Population: 15,291  
Registered Sex Offenders: 28



## KNOTT COUNTY

Group A Offenses	State Police		Sheriff		All Other Agencies		-		Total	
By Category	Offenses		Offenses		Offenses		Offenses		Offenses	
	Reported	Cleared	Reported	Cleared	Reported	Cleared	Reported	Cleared	Reported	Cleared
Animal Cruelty	0	0	0	0	0	0			0	0
Arson	1	1	0	0	0	0			1	1
Assault Offenses	33	24	1	0	0	0			34	24
Bribery	0	0	0	0	0	0			0	0
Burglary/Breaking and Entering	17	3	3	0	0	0			20	3
Counterfeiting/Forgery	1	0	0	0	0	0			1	0
Destruction/Damage/Vandalism Of Property	9	5	3	0	0	0			12	5
Drug/Narcotic Offenses	221	176	0	0	0	0			221	176
Extortion/Blackmail	0	0	0	0	0	0			0	0
Fraud Offenses	2	0	0	0	0	0			2	0
Gambling Offenses	0	0	0	0	0	0			0	0
Homicide Offenses	0	0	0	0	0	0			0	0
Human Trafficking	0	0	0	0	0	0			0	0
Kidnapping/Abduction	0	0	1	0	0	0			1	0
Larceny/Theft Offenses	15	5	11	0	1	0			27	5
Motor Vehicle Theft	13	3	6	0	0	0			19	3
Pornography/Obscene Material	0	0	0	0	0	0			0	0
Prostitution Offenses	0	0	0	0	0	0			0	0
Robbery	1	0	0	0	0	0			1	0
Sex Offenses, Forcible	6	0	0	0	0	0			6	0
Sex Offenses, Nonforcible	0	0	0	0	0	0			0	0
Stolen Property Offenses (Receiving, etc.)	5	5	0	0	0	0			5	5
Weapon Law Violations	18	17	0	0	0	0			18	17
<b>Total</b>	<b>342</b>	<b>239</b>	<b>25</b>	<b>0</b>	<b>1</b>	<b>0</b>	<b>0</b>	<b>0</b>	<b>368</b>	<b>239</b>

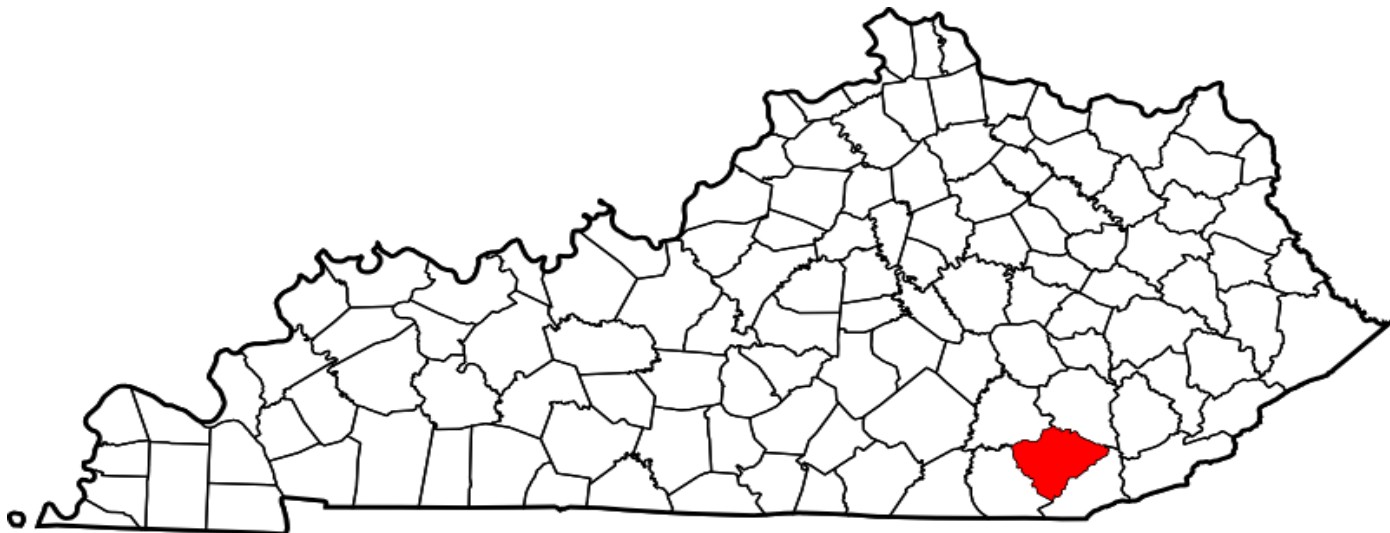
## ***Knox County***

**A CRIME IS COMMITTED IN KNOX COUNTY  
APPROXIMATELY EVERY 4 HOURS**

### **FULL TIME SWORN LAW ENFORCEMENT EMPLOYEES**

<b>Agency</b>	<b>Male</b>	<b>Female</b>	<b>Total</b>
STATE POLICE	1005	22	<b>1027</b>
KNOX COUNTY SHERIFF'S OFFICE	12	0	<b>12</b>
BARBOURVILLE POLICE DEPARTMENT	11	0	<b>11</b>

\*\*Kentucky State Police Troopers may be assigned to multiple counties per post.



County Seat: Barbourville  
Population: 31,227  
Registered Sex Offenders: 53

## KNOX COUNTY

<b>Group A Offenses</b>	<b>State Police</b>		<b>Sheriff</b>		<b>Barbourville</b>		<b>All Other Agencies</b>		<b>Total</b>	
By Category	Offenses		Offenses		Offenses		Offenses		Offenses	
	Reported	Cleared	Reported	Cleared	Reported	Cleared	Reported	Cleared	Reported	Cleared
Animal Cruelty	0	0	1	0	0	0	0	0	1	0
Arson	1	0	2	0	0	0	2	0	5	0
Assault Offenses	60	47	76	60	74	64	11	9	221	180
Bribery	0	0	1	1	1	1	0	0	2	2
Burglary/Breaking and Entering	23	6	75	19	14	7	14	3	126	35
Counterfeiting/Forgery	4	0	5	1	13	3	10	1	32	5
Destruction/Damage/Vandalism Of Property	11	6	47	20	18	11	21	4	97	41
Drug/Narcotic Offenses	160	102	159	100	347	322	175	158	841	682
Extortion/Blackmail	0	0	0	0	0	0	0	0	0	0
Fraud Offenses	2	1	11	3	28	8	30	5	71	17
Gambling Offenses	0	0	0	0	0	0	0	0	0	0
Homicide Offenses	7	2	4	3	0	0	0	0	11	5
Human Trafficking	0	0	0	0	0	0	0	0	0	0
Kidnapping/Abduction	0	0	3	3	2	2	0	0	5	5
Larceny/Theft Offenses	28	3	41	12	62	32	126	75	257	122
Motor Vehicle Theft	23	8	45	5	25	9	5	0	98	22
Pornography/Obscene Material	11	4	0	0	6	6	0	0	17	10
Prostitution Offenses	0	0	0	0	0	0	0	0	0	0
Robbery	0	0	3	1	9	3	4	3	16	7
Sex Offenses, Forcible	40	17	0	0	6	4	1	0	47	21
Sex Offenses, Nonforcible	7	1	0	0	1	1	0	0	8	2
Stolen Property Offenses (Receiving, etc.)	12	0	7	4	12	10	4	3	35	17
Weapon Law Violations	7	5	18	8	23	21	8	8	56	42
<b>Total</b>	<b>396</b>	<b>202</b>	<b>498</b>	<b>240</b>	<b>641</b>	<b>504</b>	<b>411</b>	<b>269</b>	<b>1946</b>	<b>1215</b>

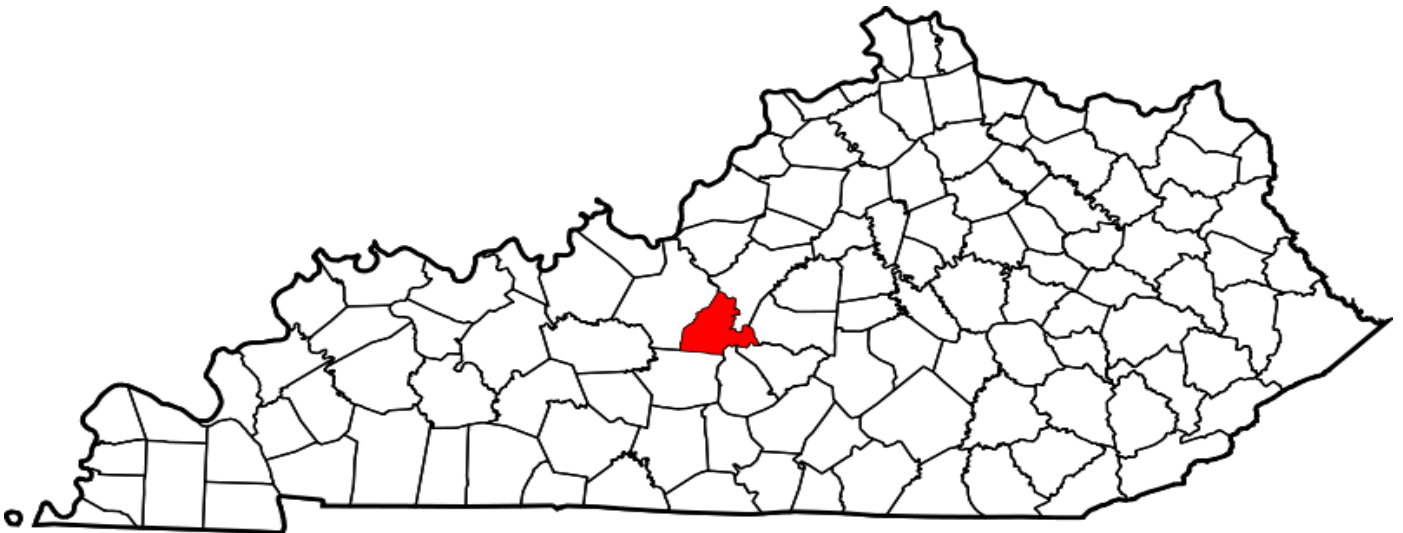
## Larue County

**A CRIME IS COMMITTED IN LARUE COUNTY  
APPROXIMATELY EVERY 17 HOURS**

### FULL TIME SWORN LAW ENFORCEMENT EMPLOYEES

Agency	Male	Female	Total
STATE POLICE	1005	22	1027
LARUE COUNTY SHERIFF'S OFFICE	6	0	6
HODGENVILLE POLICE DEPARTMENT	6	0	6

\*\*Kentucky State Police Troopers may be assigned to multiple counties per post.



County Seat: Hodgenville  
Population: 14,205  
Registered Sex Offenders: 25

**LARUE  
COUNTY**

<b>Group A Offenses</b>	<b>State Police</b>		<b>Sheriff</b>		<b>Hodgenville</b>		<b>All Other Agencies</b>		<b>Total</b>	
By Category	Offenses		Offenses		Offenses		Offenses		Offenses	
	Reported	Cleared	Reported	Cleared	Reported	Cleared	Reported	Cleared	Reported	Cleared
Animal Cruelty	0	0	0	0	0	0	0	0	0	0
Arson	0	0	0	0	1	0	0	0	1	0
Assault Offenses	10	9	18	14	51	44	0	0	79	67
Bribery	0	0	0	0	0	0	0	0	0	0
Burglary/Breaking and Entering	2	1	21	1	9	0	0	0	32	2
Counterfeiting/Forgery	0	0	4	1	1	1	0	0	5	2
Destruction/Damage/Vandalism Of Property	4	4	3	2	15	4	0	0	22	10
Drug/Narcotic Offenses	42	36	38	38	103	98	13	4	196	176
Extortion/Blackmail	0	0	0	0	0	0	0	0	0	0
Fraud Offenses	4	4	5	1	5	1	0	0	14	6
Gambling Offenses	0	0	0	0	0	0	0	0	0	0
Homicide Offenses	0	0	0	0	0	0	0	0	0	0
Human Trafficking	0	0	0	0	0	0	0	0	0	0
Kidnapping/Abduction	0	0	1	0	0	0	0	0	1	0
Larceny/Theft Offenses	4	0	30	1	38	20	0	0	72	21
Motor Vehicle Theft	3	1	9	0	8	1	0	0	20	2
Pornography/Obscene Material	0	0	1	0	0	0	0	0	1	0
Prostitution Offenses	0	0	0	0	0	0	0	0	0	0
Robbery	0	0	1	0	0	0	0	0	1	0
Sex Offenses, Forcible	5	4	4	0	11	10	0	0	20	14
Sex Offenses, Nonforcible	2	2	1	1	3	3	0	0	6	6
Stolen Property Offenses (Receiving, etc.)	3	2	9	4	11	11	1	0	24	17
Weapon Law Violations	3	3	2	1	5	5	3	2	13	11
<b>Total</b>	<b>82</b>	<b>66</b>	<b>147</b>	<b>64</b>	<b>261</b>	<b>198</b>	<b>17</b>	<b>6</b>	<b>507</b>	<b>334</b>

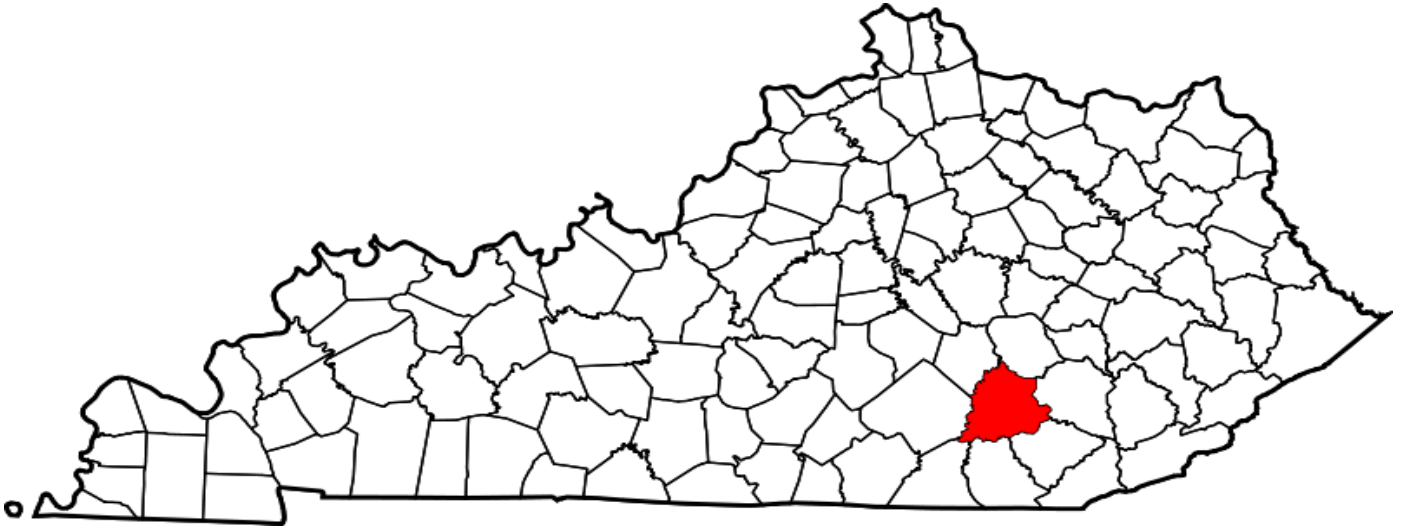
## Laurel County

**A CRIME IS COMMITTED IN LAUREL COUNTY  
APPROXIMATELY EVERY 3 HOURS**

### FULL TIME SWORN LAW ENFORCEMENT EMPLOYEES

Agency	Male	Female	Total
STATE POLICE	1005	22	1027
LAUREL COUNTY SHERIFF'S OFFICE	33	0	33
LONDON POLICE DEPARTMENT	30	2	32

\*\*Kentucky State Police Troopers may be assigned to multiple counties per post.



County Seat: London  
Population: 60,174  
Registered Sex Offenders: 112

## LAUREL COUNTY

<b>Group A Offenses</b>	<b>State Police</b>		<b>Sheriff</b>		<b>London PD</b>		<b>All Other Agencies</b>		<b>Total</b>	
By Category	Offenses		Offenses		Offenses		Offenses		Offenses	
	Reported	Cleared	Reported	Cleared	Reported	Cleared	Reported	Cleared	Reported	Cleared
Animal Cruelty	0	0	0	0	1	0	0	0	1	0
Arson	3	1	1	0	1	0	0	0	5	1
Assault Offenses	50	42	158	55	47	14	0	0	255	111
Bribery	0	0	3	0	0	0	0	0	3	0
Burglary/Breaking and Entering	32	10	153	4	34	0	0	0	219	14
Counterfeiting/Forgery	13	10	84	0	146	8	0	0	243	18
Destruction/Damage/Vandalism Of Property	8	5	105	6	68	5	0	0	181	16
Drug/Narcotic Offenses	187	167	136	44	246	130	11	10	580	351
Extortion/Blackmail	0	0	0	0	0	0	0	0	0	0
Fraud Offenses	23	10	72	1	82	3	1	1	178	15
Gambling Offenses	0	0	0	0	0	0	0	0	0	0
Homicide Offenses	4	0	4	4	2	0	0	0	10	4
Human Trafficking	0	0	0	0	0	0	0	0	0	0
Kidnapping/Abduction	3	1	2	1	1	0	0	0	6	2
Larceny/Theft Offenses	44	11	372	15	242	66	2	2	660	94
Motor Vehicle Theft	34	11	117	6	54	5	0	0	205	22
Pornography/Obscene Material	0	0	1	0	0	0	0	0	1	0
Prostitution Offenses	0	0	0	0	0	0	1	1	1	1
Robbery	2	1	6	2	9	1	0	0	17	4
Sex Offenses, Forcible	51	34	18	2	3	1	1	1	73	38
Sex Offenses, Nonforcible	2	1	0	0	0	0	0	0	2	1
Stolen Property Offenses (Receiving, etc.)	22	12	18	5	20	5	1	1	61	23
Weapon Law Violations	18	17	22	9	16	9	1	1	57	36
<b>Total</b>	<b>496</b>	<b>333</b>	<b>1272</b>	<b>154</b>	<b>972</b>	<b>247</b>	<b>18</b>	<b>17</b>	<b>2758</b>	<b>751</b>

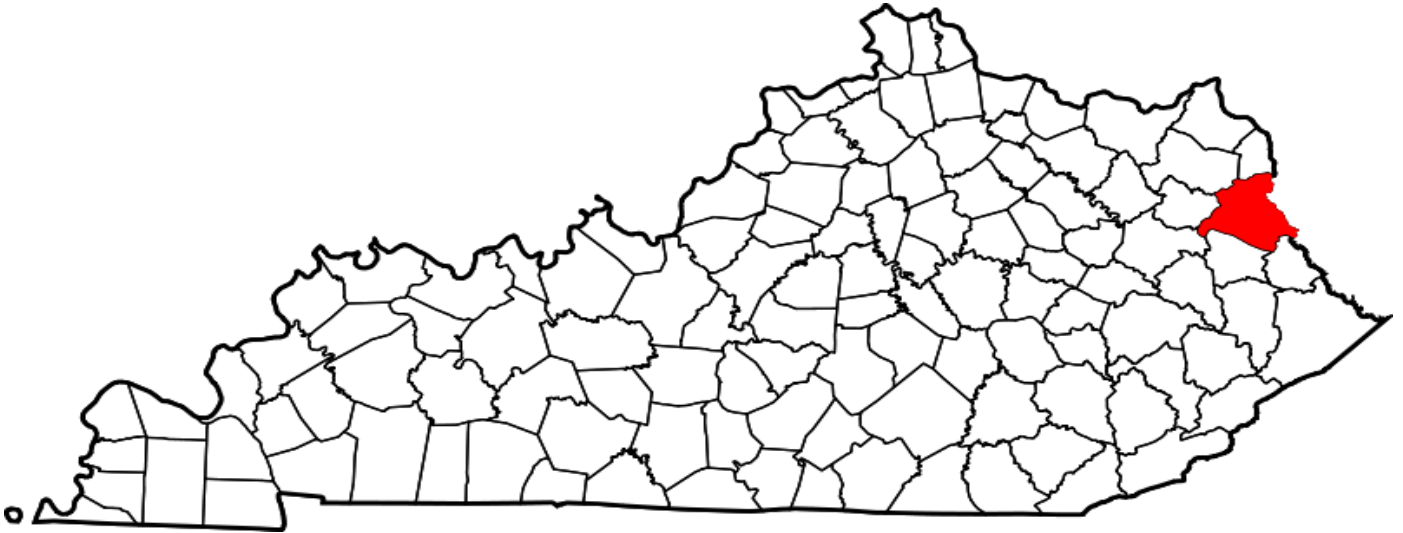
## Lawrence County

**A CRIME IS COMMITTED IN LAWRENCE COUNTY  
APPROXIMATELY EVERY 24 HOURS**

### FULL TIME SWORN LAW ENFORCEMENT EMPLOYEES

Agency	Male	Female	Total
STATE POLICE	1005	22	1027
LAWRENCE COUNTY SHERIFF'S OFFICE	6	0	6
LOUISA POLICE DEPARTMENT	6	0	6

\*\*Kentucky State Police Troopers may be assigned to multiple counties per post.



County Seat: Louisa  
Population: 15,719  
Registered Sex Offenders: 33



**LAWRENCE  
COUNTY**

<b>Group A Offenses</b>	<b>State Police</b>		<b>Sheriff</b>		<b>Louisa</b>		<b>All Other Agencies</b>		<b>Total</b>	
By Category	Offenses		Offenses		Offenses		Offenses		Offenses	
	Reported	Cleared	Reported	Cleared	Reported	Cleared	Reported	Cleared	Reported	Cleared
Animal Cruelty	0	0	0	0	0	0	0	0	0	0
Arson	0	0	0	0	0	0	0	0	0	0
Assault Offenses	13	6	7	6	6	4	0	0	26	16
Bribery	0	0	0	0	0	0	0	0	0	0
Burglary/Breaking and Entering	3	0	23	6	11	4	0	0	37	10
Counterfeiting/Forgery	1	0	5	4	1	0	0	0	7	4
Destruction/Damage/Vandalism Of Property	3	3	2	1	3	1	0	0	8	5
Drug/Narcotic Offenses	7	2	39	24	81	49	0	0	127	75
Extortion/Blackmail	0	0	0	0	0	0	0	0	0	0
Fraud Offenses	1	0	1	1	2	0	0	0	4	1
Gambling Offenses	0	0	0	0	0	0	0	0	0	0
Homicide Offenses	0	0	0	0	0	0	0	0	0	0
Human Trafficking	0	0	0	0	0	0	0	0	0	0
Kidnapping/Abduction	0	0	0	0	0	0	0	0	0	0
Larceny/Theft Offenses	8	1	10	0	27	9	0	0	45	10
Motor Vehicle Theft	4	0	13	0	7	0	0	0	24	0
Pornography/Obscene Material	0	0	0	0	0	0	0	0	0	0
Prostitution Offenses	0	0	0	0	0	0	0	0	0	0
Robbery	0	0	0	0	2	2	0	0	2	2
Sex Offenses, Forcible	9	4	1	0	0	0	0	0	10	4
Sex Offenses, Nonforcible	0	0	1	1	0	0	0	0	1	1
Stolen Property Offenses (Receiving, etc.)	0	0	5	2	3	2	0	0	8	4
Weapon Law Violations	0	0	8	6	0	0	0	0	8	6
<b>Total</b>	<b>49</b>	<b>16</b>	<b>115</b>	<b>51</b>	<b>143</b>	<b>71</b>	<b>0</b>	<b>0</b>	<b>307</b>	<b>138</b>

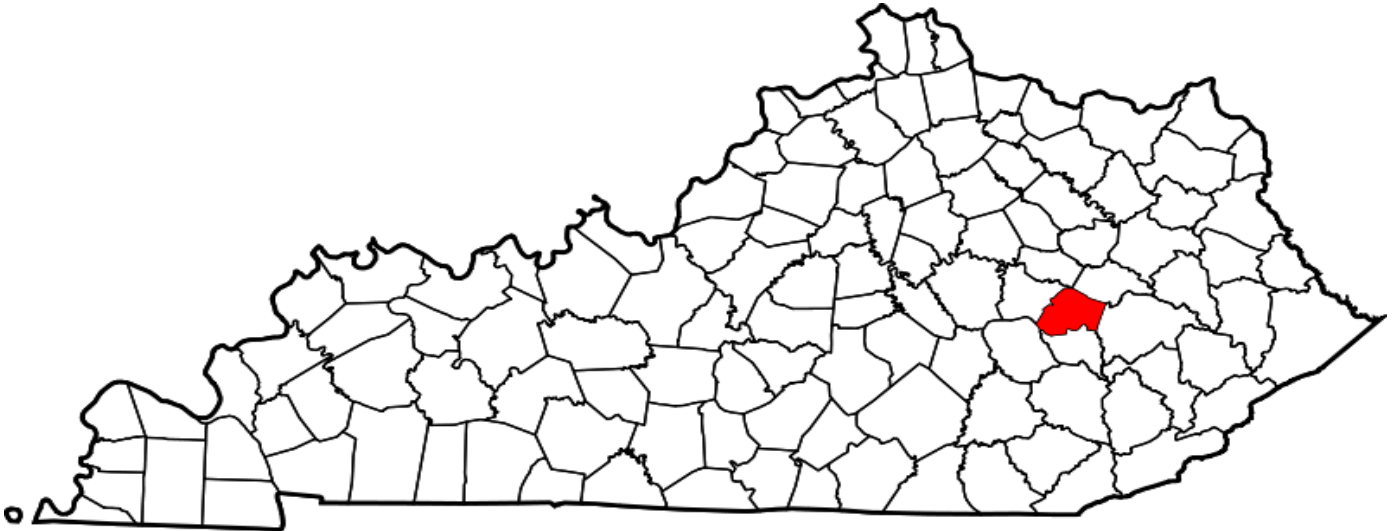
## Lee County

**A CRIME IS COMMITTED IN LEE COUNTY  
APPROXIMATELY EVERY 2.5 DAYS**

### FULL TIME SWORN LAW ENFORCEMENT EMPLOYEES

Agency	Male	Female	Total
STATE POLICE	1005	22	1027
LEE COUNTY SHERIFF'S OFFICE	2	0	2
BEATTYVILLE POLICE DEPARTMENT	5	0	5

\*\*Kentucky State Police Troopers may be assigned to multiple counties per post.



County Seat: Beattyville  
Population: 6,570  
Registered Sex Offenders: 66

**LEE  
COUNTY**

<b>Group A Offenses</b>	<b>State Police</b>		<b>Sheriff</b>		<b>Beattyville</b>		<b>All Other Agencies</b>		<b>Total</b>	
By Category	Offenses		Offenses		Offenses		Offenses		Offenses	
	Reported	Cleared	Reported	Cleared	Reported	Cleared	Reported	Cleared	Reported	Cleared
Animal Cruelty	0	0	0	0	0	0	0	0	0	0
Arson	1	1	0	0	0	0	0	0	1	1
Assault Offenses	12	11	4	4	13	8	0	0	29	23
Bribery	0	0	0	0	0	0	0	0	0	0
Burglary/Breaking and Entering	2	0	3	3	4	1	0	0	9	4
Counterfeiting/Forgery	0	0	0	0	1	0	0	0	1	0
Destruction/Damage/Vandalism Of Property	1	0	0	0	4	1	0	0	5	1
Drug/Narcotic Offenses	23	11	2	2	18	15	0	0	43	28
Extortion/Blackmail	0	0	0	0	0	0	0	0	0	0
Fraud Offenses	2	0	0	0	0	0	0	0	2	0
Gambling Offenses	0	0	0	0	0	0	0	0	0	0
Homicide Offenses	3	3	0	0	0	0	0	0	3	3
Human Trafficking	0	0	0	0	0	0	0	0	0	0
Kidnapping/Abduction	1	1	0	0	0	0	0	0	1	1
Larceny/Theft Offenses	8	1	5	0	3	1	0	0	16	2
Motor Vehicle Theft	3	0	4	2	9	2	0	0	16	4
Pornography/Obscene Material	1	0	0	0	0	0	0	0	1	0
Prostitution Offenses	0	0	0	0	0	0	0	0	0	0
Robbery	0	0	0	0	0	0	0	0	0	0
Sex Offenses, Forcible	6	2	0	0	0	0	0	0	6	2
Sex Offenses, Nonforcible	0	0	0	0	0	0	0	0	0	0
Stolen Property Offenses (Receiving, etc.)	2	1	2	2	2	1	0	0	6	4
Weapon Law Violations	3	2	0	0	3	3	0	0	6	5
<b>Total</b>	<b>68</b>	<b>33</b>	<b>20</b>	<b>13</b>	<b>57</b>	<b>32</b>	<b>0</b>	<b>0</b>	<b>145</b>	<b>78</b>

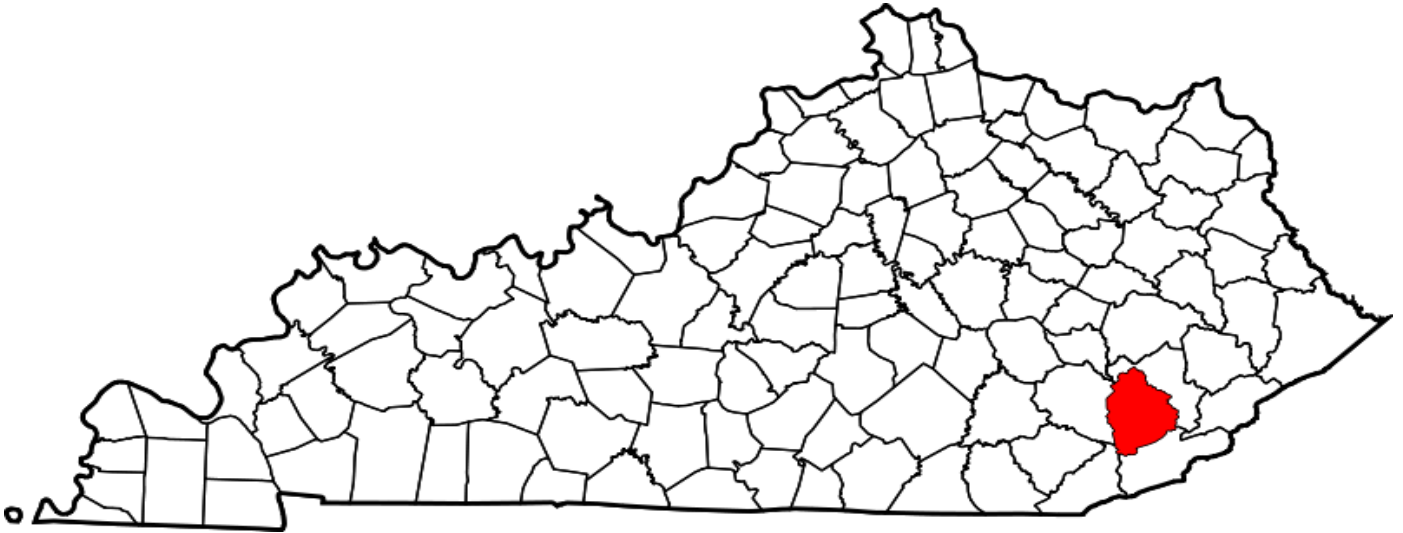
## Leslie County

**A CRIME IS COMMITTED IN LESLIE COUNTY  
APPROXIMATELY EVERY 2 DAYS**

### FULL TIME SWORN LAW ENFORCEMENT EMPLOYEES

Agency	Male	Female	Total
STATE POLICE	1005	22	1027
LESLIE COUNTY SHERIFF'S OFFICE	3	0	3
HYDEN POLICE DEPARTMENT	1	0	1

\*\*Kentucky State Police Troopers may be assigned to multiple counties per post.



County Seat: Hyden  
Population: 10,334  
Registered Sex Offenders: 14

**LESLIE  
COUNTY**

<b>Group A Offenses</b>	<b>State Police</b>		<b>Sheriff</b>		<b>Hyden</b>		<b>All Other Agencies</b>		<b>Total</b>	
By Category	Offenses		Offenses		Offenses		Offenses		Offenses	
	Reported	Cleared	Reported	Cleared	Reported	Cleared	Reported	Cleared	Reported	Cleared
Animal Cruelty	0	0	0	0	0	0	0	0	0	0
Arson	1	0	0	0	0	0	0	0	1	0
Assault Offenses	14	11	0	0	0	0	0	0	14	11
Bribery	0	0	0	0	0	0	0	0	0	0
Burglary/Breaking and Entering	7	1	0	0	0	0	0	0	7	1
Counterfeiting/Forgery	3	2	0	0	0	0	0	0	3	2
Destruction/Damage/Vandalism Of Property	1	1	0	0	0	0	0	0	1	1
Drug/Narcotic Offenses	90	62	0	0	0	0	21	21	111	83
Extortion/Blackmail	0	0	0	0	0	0	0	0	0	0
Fraud Offenses	1	0	0	0	0	0	0	0	1	0
Gambling Offenses	0	0	0	0	0	0	0	0	0	0
Homicide Offenses	8	7	0	0	0	0	0	0	8	7
Human Trafficking	0	0	0	0	0	0	0	0	0	0
Kidnapping/Abduction	0	0	0	0	0	0	0	0	0	0
Larceny/Theft Offenses	10	1	1	0	0	0	0	0	11	1
Motor Vehicle Theft	5	2	0	0	0	0	0	0	5	2
Pornography/Obscene Material	0	0	0	0	0	0	0	0	0	0
Prostitution Offenses	0	0	0	0	0	0	0	0	0	0
Robbery	2	1	0	0	0	0	0	0	2	1
Sex Offenses, Forcible	11	4	0	0	0	0	0	0	11	4
Sex Offenses, Nonforcible	2	2	0	0	0	0	0	0	2	2
Stolen Property Offenses (Receiving, etc.)	4	2	0	0	0	0	0	0	4	2
Weapon Law Violations	5	5	0	0	0	0	1	1	6	6
<b>Total</b>	<b>164</b>	<b>101</b>	<b>1</b>	<b>0</b>	<b>0</b>	<b>0</b>	<b>22</b>	<b>22</b>	<b>187</b>	<b>123</b>

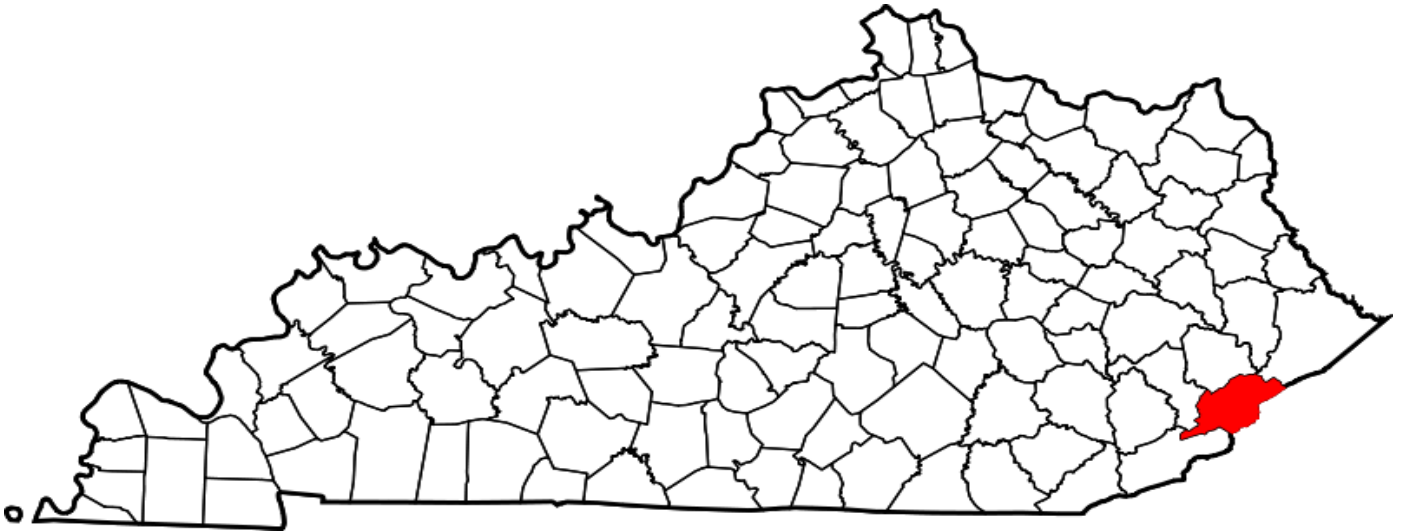
## Letcher County

**A CRIME IS COMMITTED IN LETCHER COUNTY  
APPROXIMATELY EVERY 24 HOURS**

### FULL TIME SWORN LAW ENFORCEMENT EMPLOYEES

Agency	Male	Female	Total
STATE POLICE	1005	22	1027
LETCHER COUNTY SHERIFF'S OFFICE	4	1	5
JENKINS POLICE DEPARTMENT	4	0	4
FLEMING-NEON POLICE DEPARTMENT	2	0	2
WHITESBURG POLICE DEPARTMENT	7	0	7

\*\*Kentucky State Police Troopers may be assigned to multiple counties per post.



County Seat: Whitesburg  
Population: 22,339  
Registered Sex Offenders: 49

## LETCHER COUNTY

Group A Offenses	State Police		Sheriff		Jenkins		Fleming-Neon		Whitesburg PD		All Other Agencies		Total	
By Category	Offenses		Offenses		Offenses		Offenses		Offenses		Offenses		Offenses	
	Reported	Cleared	Reported	Cleared	Reported	Cleared	Reported	Cleared	Reported	Cleared	Reported	Cleared	Reported	Cleared
Animal Cruelty	0	0	1	1	0	0	0	0	0	0	0	0	1	1
Arson	1	0	0	0	0	0	0	0	0	0	0	0	1	0
Assault Offenses	63	59	2	0	0	0	0	0	0	0	0	0	65	59
Bribery	1	1	0	0	0	0	0	0	0	0	0	0	1	1
Burglary/Breaking and Entering	13	3	5	1	1	0	0	0	0	0	0	0	19	4
Counterfeiting/Forgery	3	0	5	1	0	0	0	0	0	0	0	0	8	1
Destruction/Damage/Vandalism Of Property	3	2	0	0	0	0	0	0	0	0	0	0	3	2
Drug/Narcotic Offenses	143	116	11	11	0	0	0	0	8	8	1	1	163	136
Extortion/Blackmail	0	0	0	0	0	0	0	0	0	0	0	0	0	0
Fraud Offenses	0	0	1	0	0	0	0	0	0	0	0	0	1	0
Gambling Offenses	0	0	0	0	0	0	0	0	0	0	0	0	0	0
Homicide Offenses	2	2	1	1	0	0	0	0	0	0	0	0	3	3
Human Trafficking	0	0	0	0	0	0	0	0	0	0	0	0	0	0
Kidnapping/Abduction	2	2	0	0	0	0	0	0	0	0	0	0	2	2
Larceny/Theft Offenses	8	2	2	1	6	2	0	0	2	1	0	0	18	6
Motor Vehicle Theft	15	4	5	1	2	1	0	0	0	0	0	0	22	6
Pornography/Obscene Material	2	2	0	0	0	0	0	0	0	0	0	0	2	2
Prostitution Offenses	0	0	0	0	0	0	0	0	0	0	0	0	0	0
Robbery	0	0	0	0	0	0	0	0	0	0	0	0	0	0
Sex Offenses, Forcible	19	5	3	3	1	1	0	0	0	0	0	0	23	9
Sex Offenses, Nonforcible	6	1	0	0	0	0	0	0	0	0	0	0	6	1
Stolen Property Offenses (Receiving, etc.)	0	0	3	3	0	0	0	0	0	0	0	0	3	3
Weapon Law Violations	18	11	0	0	0	0	0	0	0	0	0	0	18	11
<b>Total</b>	<b>299</b>	<b>210</b>	<b>39</b>	<b>23</b>	<b>10</b>	<b>4</b>	<b>0</b>	<b>0</b>	<b>10</b>	<b>9</b>	<b>1</b>	<b>1</b>	<b>359</b>	<b>247</b>

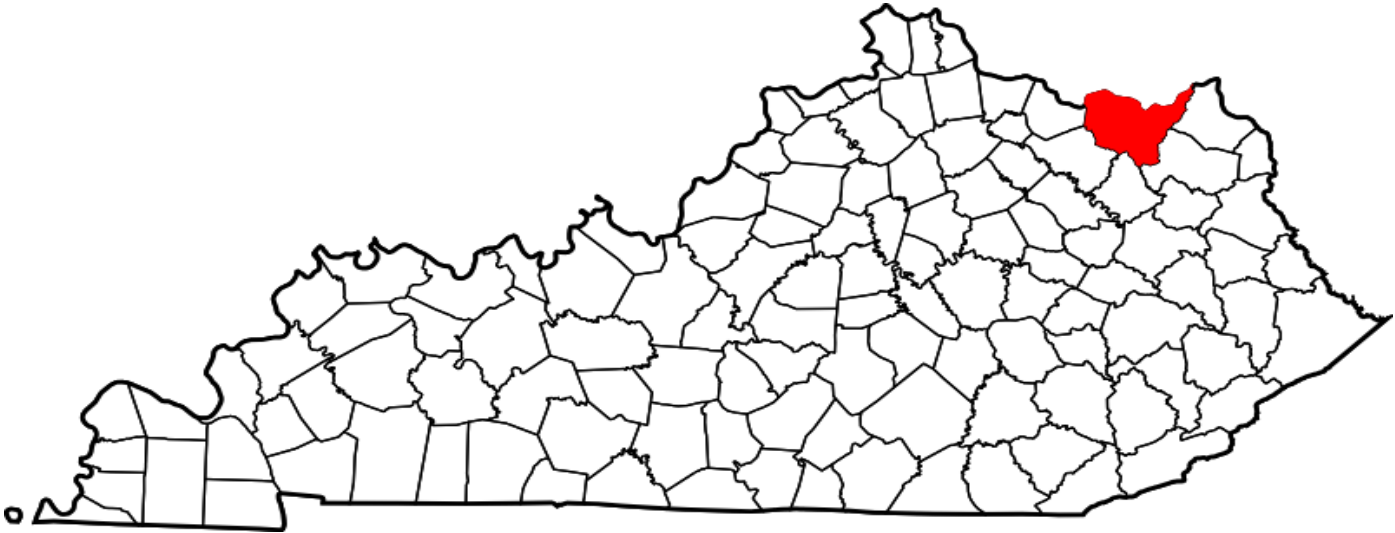
# Lewis County

**A CRIME IS COMMITTED IN LEWIS COUNTY  
APPROXIMATELY EVERY 2 DAYS**

## FULL TIME SWORN LAW ENFORCEMENT EMPLOYEES

Agency	Male	Female	Total
STATE POLICE	1005	22	1027
LEWIS COUNTY SHERIFF'S OFFICE	5	0	5
VANCEBURG POLICE DEPARTMENT	7	0	7

\*\*Kentucky State Police Troopers may be assigned to multiple counties per post.



County Seat: Vanceburg  
Population: 13,339  
Registered Sex Offenders: 26



## LEWIS COUNTY

Group A Offenses	State Police		Sheriff		Vanceburg		All Other Agencies		Total	
By Category	Offenses		Offenses		Offenses		Offenses		Offenses	
	Reported	Cleared	Reported	Cleared	Reported	Cleared	Reported	Cleared	Reported	Cleared
Animal Cruelty	0	0	0	0	0	0	0	0	0	0
Arson	0	0	0	0	0	0	0	0	0	0
Assault Offenses	9	8	8	0	6	4	0	0	23	12
Bribery	0	0	1	0	0	0	0	0	1	0
Burglary/Breaking and Entering	2	0	8	0	3	1	0	0	13	1
Counterfeiting/Forgery	0	0	0	0	2	0	0	0	2	0
Destruction/Damage/Vandalism Of Property	1	1	1	0	3	1	0	0	5	2
Drug/Narcotic Offenses	12	4	31	8	70	18	0	0	113	30
Extortion/Blackmail	0	0	0	0	0	0	0	0	0	0
Fraud Offenses	0	0	0	0	0	0	0	0	0	0
Gambling Offenses	0	0	0	0	0	0	0	0	0	0
Homicide Offenses	0	0	0	0	0	0	0	0	0	0
Human Trafficking	0	0	0	0	0	0	0	0	0	0
Kidnapping/Abduction	0	0	0	0	0	0	0	0	0	0
Larceny/Theft Offenses	3	0	5	0	10	0	0	0	18	0
Motor Vehicle Theft	1	0	5	0	0	0	0	0	6	0
Pornography/Obscene Material	0	0	0	0	0	0	0	0	0	0
Prostitution Offenses	0	0	0	0	0	0	0	0	0	0
Robbery	0	0	0	0	0	0	0	0	0	0
Sex Offenses, Forcible	2	2	0	0	1	1	0	0	3	3
Sex Offenses, Nonforcible	0	0	0	0	0	0	0	0	0	0
Stolen Property Offenses (Receiving, etc.)	1	0	4	0	0	0	0	0	5	0
Weapon Law Violations	0	0	1	0	0	0	0	0	1	0
<b>Total</b>	<b>31</b>	<b>15</b>	<b>64</b>	<b>8</b>	<b>95</b>	<b>25</b>	<b>0</b>	<b>0</b>	<b>190</b>	<b>48</b>

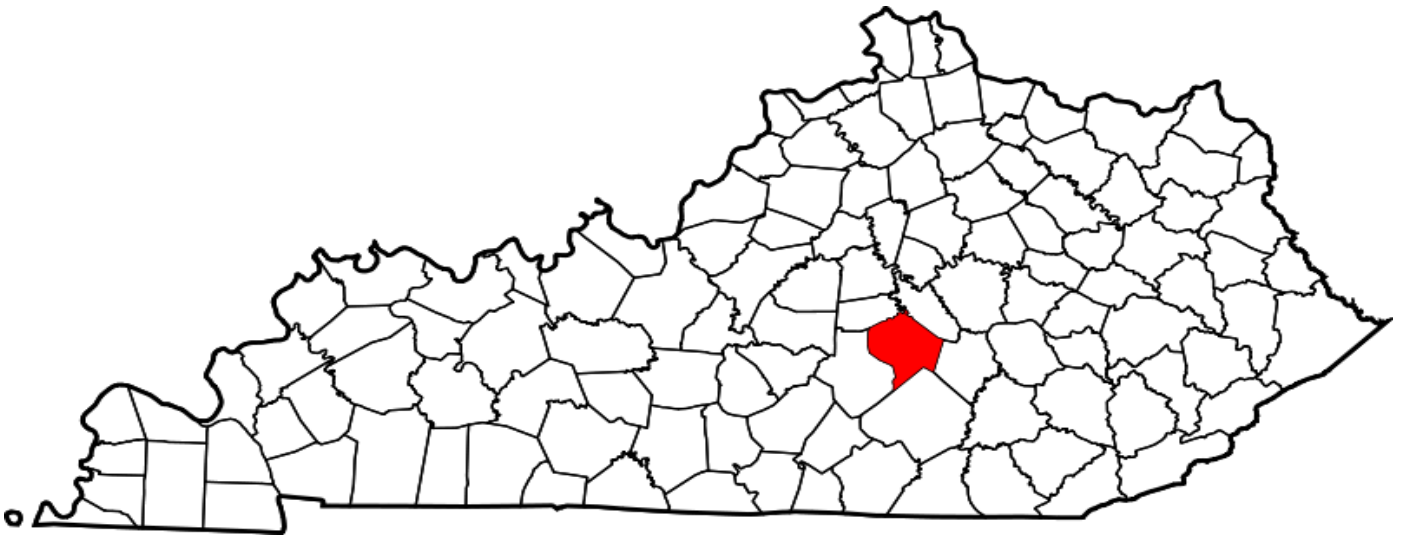
## Lincoln County

**A CRIME IS COMMITTED IN LINCOLN COUNTY  
APPROXIMATELY EVERY 16 HOURS**

### FULL TIME SWORN LAW ENFORCEMENT EMPLOYEES

Agency	Male	Female	Total
STATE POLICE	1005	22	1027
LINCOLN COUNTY SHERIFF'S OFFICE	7	0	7
STANFORD POLICE DEPARTMENT	12	1	13

\*\*Kentucky State Police Troopers may be assigned to multiple counties per post.



County Seat: Stanford  
Population: 24,456  
Registered Sex Offenders: 43

## LINCOLN COUNTY

<b>Group A Offenses</b>	<b>State Police</b>		<b>Sheriff</b>		<b>Stanford</b>		<b>All Other Agencies</b>		<b>Total</b>	
By Category	Offenses		Offenses		Offenses		Offenses		Offenses	
	Reported	Cleared	Reported	Cleared	Reported	Cleared	Reported	Cleared	Reported	Cleared
Animal Cruelty	0	0	0	0	0	0	0	0	0	0
Arson	0	0	0	0	2	2	0	0	2	2
Assault Offenses	19	13	18	15	40	38	0	0	77	66
Bribery	0	0	0	0	1	1	0	0	1	1
Burglary/Breaking and Entering	3	0	34	5	18	14	0	0	55	19
Counterfeiting/Forgery	6	6	0	0	46	45	0	0	52	51
Destruction/Damage/Vandalism Of Property	3	2	8	4	4	4	0	0	15	10
Drug/Narcotic Offenses	20	15	67	55	108	105	5	2	200	177
Extortion/Blackmail	0	0	0	0	0	0	0	0	0	0
Fraud Offenses	1	1	1	0	2	1	0	0	4	2
Gambling Offenses	0	0	0	0	0	0	0	0	0	0
Homicide Offenses	3	2	0	0	0	0	0	0	3	2
Human Trafficking	0	0	0	0	0	0	0	0	0	0
Kidnapping/Abduction	4	2	0	0	1	1	0	0	5	3
Larceny/Theft Offenses	7	2	28	5	13	9	0	0	48	16
Motor Vehicle Theft	6	3	25	5	12	7	0	0	43	15
Pornography/Obscene Material	7	7	0	0	0	0	0	0	7	7
Prostitution Offenses	0	0	0	0	1	1	0	0	1	1
Robbery	0	0	1	0	0	0	0	0	1	0
Sex Offenses, Forcible	6	6	1	0	1	1	0	0	8	7
Sex Offenses, Nonforcible	5	4	0	0	0	0	0	0	5	4
Stolen Property Offenses (Receiving, etc.)	2	1	3	3	7	4	0	0	12	8
Weapon Law Violations	3	3	6	4	5	5	0	0	14	12
<b>Total</b>	<b>95</b>	<b>67</b>	<b>192</b>	<b>96</b>	<b>261</b>	<b>238</b>	<b>5</b>	<b>2</b>	<b>553</b>	<b>403</b>

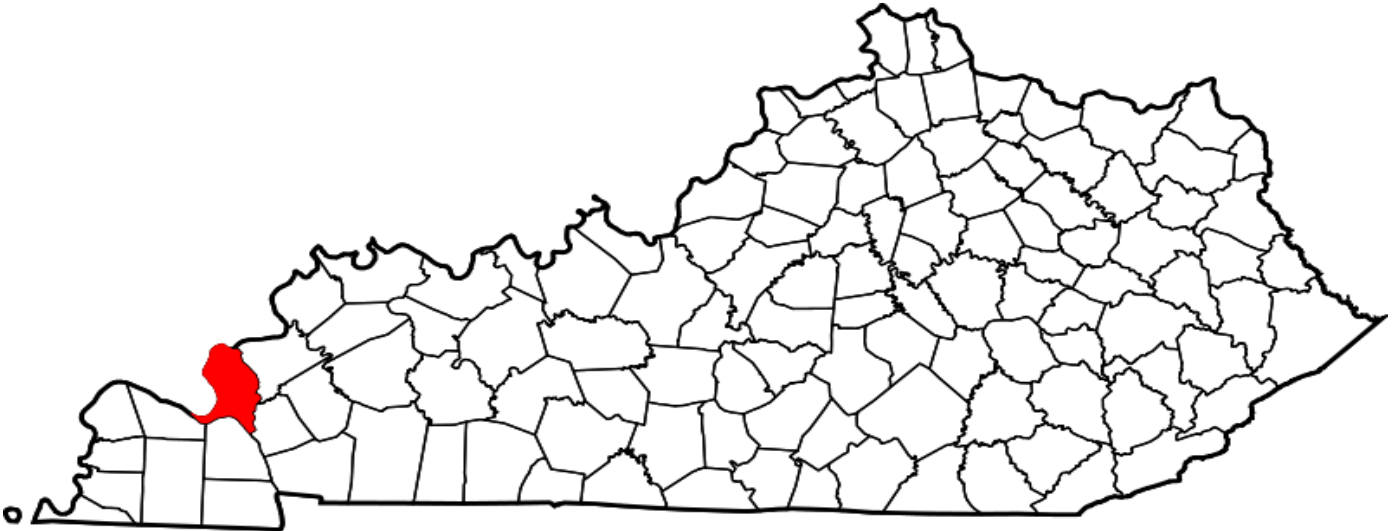
## Livingston County

A CRIME IS COMMITTED IN LIVINGSTON COUNTY  
APPROXIMATELY EVERY 24 HOURS

### FULL TIME SWORN LAW ENFORCEMENT EMPLOYEES

Agency	Male	Female	Total
STATE POLICE	1005	22	1027
LIVINGSTON COUNTY SHERIFF'S OFFICE	5	0	5

\*\*Kentucky State Police Troopers may be assigned to multiple counties per post.



County Seat: Smithland  
Population: 9,269  
Registered Sex Offenders: 19

**LIVINGSTON  
COUNTY**

<b>Group A Offenses</b>	<b>State Police</b>		<b>Sheriff</b>		<b>All Other Agencies</b>		<b>-</b>		<b>Total</b>	
By Category	Offenses		Offenses		Offenses		Offenses		Offenses	
	Reported	Cleared	Reported	Cleared	Reported	Cleared	Reported	Cleared	Reported	Cleared
Animal Cruelty	0	0	0	0	0	0			0	0
Arson	0	0	0	0	0	0			0	0
Assault Offenses	22	19	57	37	0	0			79	56
Bribery	1	1	0	0	0	0			1	1
Burglary/Breaking and Entering	10	3	71	10	0	0			81	13
Counterfeiting/Forgery	0	0	3	1	0	0			3	1
Destruction/Damage/Vandalism Of Property	3	3	18	6	0	0			21	9
Drug/Narcotic Offenses	24	22	27	19	6	3			57	44
Extortion/Blackmail	0	0	0	0	0	0			0	0
Fraud Offenses	2	0	11	10	0	0			13	10
Gambling Offenses	0	0	0	0	0	0			0	0
Homicide Offenses	4	4	0	0	0	0			4	4
Human Trafficking	0	0	0	0	0	0			0	0
Kidnapping/Abduction	1	1	1	1	0	0			2	2
Larceny/Theft Offenses	10	1	29	7	1	0			40	8
Motor Vehicle Theft	5	3	6	0	0	0			11	3
Pornography/Obscene Material	2	2	0	0	0	0			2	2
Prostitution Offenses	0	0	0	0	0	0			0	0
Robbery	0	0	0	0	0	0			0	0
Sex Offenses, Forcible	6	5	2	0	0	0			8	5
Sex Offenses, Nonforcible	1	0	0	0	0	0			1	0
Stolen Property Offenses (Receiving, etc.)	3	1	5	4	0	0			8	5
Weapon Law Violations	10	7	11	10	0	0			21	17
<b>Total</b>	<b>104</b>	<b>72</b>	<b>241</b>	<b>105</b>	<b>7</b>	<b>3</b>	<b>0</b>	<b>0</b>	<b>352</b>	<b>180</b>

## Logan County

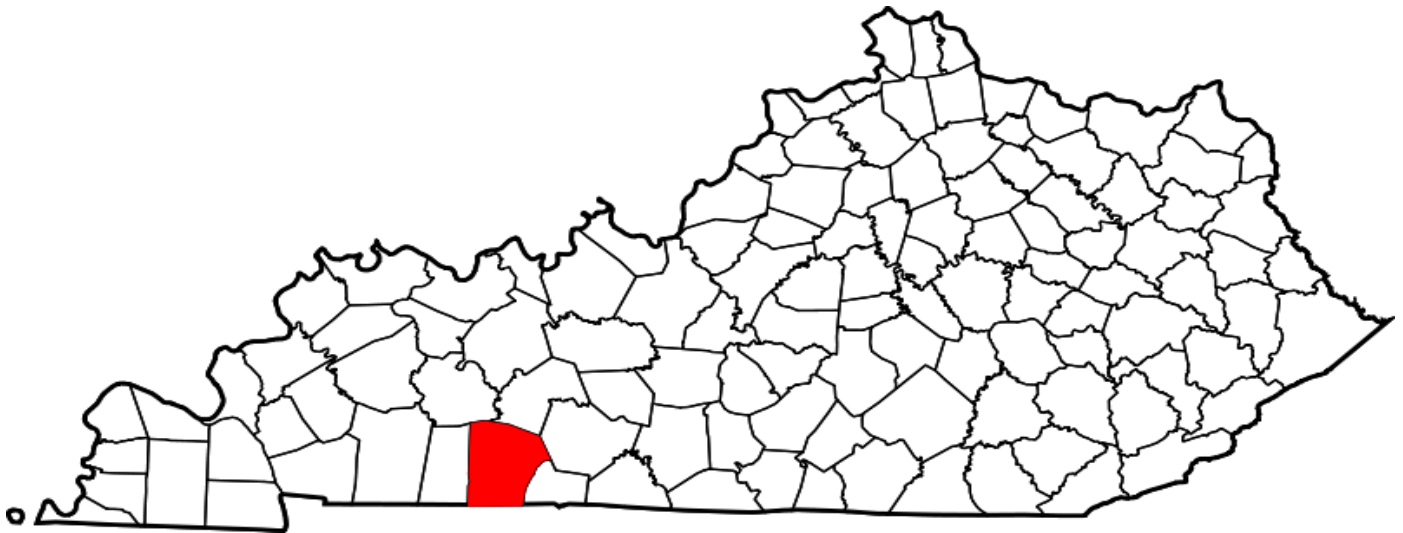
**A CRIME IS COMMITTED IN LOGAN COUNTY  
APPROXIMATELY EVERY 4 HOURS**

### FULL TIME SWORN LAW ENFORCEMENT EMPLOYEES

Agency	Male	Female	Total
STATE POLICE	1005	22	1027
LOGAN COUNTY SHERIFF'S OFFICE	18	4	22
RUSSELLVILLE POLICE DEPARTMENT	19	3	22
AUBURN POLICE DEPARTMENT	2	0	2
LEWISBURG POLICE DEPARTMENT	1	0	1
ADAIRVILLE POLICE DEPARTMENT	1	0	1
SOUTH CENTRAL TASK FORCE	7	0	7

\*\*Kentucky State Police Troopers may be assigned to multiple counties per post.

\*\*South Central Kentucky Drug Task Force covers multiple counties.



County Seat: Russellville  
Population: 27,060  
Registered Sex Offenders: 60

## LOGAN COUNTY

Group A Offenses	State Police		Sheriff		Russellville		Auburn		Lewisburg	
By Category	Offenses		Offenses		Offenses		Offenses		Offenses	
	Reported	Cleared	Reported	Cleared	Reported	Cleared	Reported	Cleared	Reported	Cleared
Animal Cruelty	0	0	1	1	1	0	0	0	0	0
Arson	0	0	4	1	2	0	0	0	0	0
Assault Offenses	6	6	111	65	91	26	6	5	0	0
Bribery	0	0	4	1	1	0	0	0	0	0
Burglary/Breaking and Entering	0	0	48	5	55	9	1	1	2	0
Counterfeiting/Forgery	0	0	7	0	66	3	0	0	0	0
Destruction/Damage/Vandalism Of Property	0	0	31	11	57	6	1	1	0	0
Drug/Narcotic Offenses	2	0	277	243	148	72	15	15	0	0
Extortion/Blackmail	0	0	0	0	0	0	0	0	0	0
Fraud Offenses	0	0	17	7	22	0	0	0	0	0
Gambling Offenses	0	0	0	0	0	0	0	0	0	0
Homicide Offenses	0	0	1	1	0	0	0	0	0	0
Human Trafficking	0	0	0	0	2	0	0	0	0	0
Kidnapping/Abduction	0	0	2	2	1	0	0	0	0	0
Larceny/Theft Offenses	1	0	163	12	182	39	1	1	2	1
Motor Vehicle Theft	0	0	9	2	7	1	1	1	0	0
Pornography/Obscene Material	0	0	5	3	15	0	0	0	0	0
Prostitution Offenses	0	0	0	0	2	0	0	0	0	0
Robbery	0	0	3	2	4	0	1	1	0	0
Sex Offenses, Forcible	1	1	24	2	272	242	0	0	0	0
Sex Offenses, Nonforcible	1	1	0	0	0	0	0	0	0	0
Stolen Property Offenses (Receiving, etc.)	0	0	15	10	7	4	0	0	0	0
Weapon Law Violations	0	0	13	10	5	2	0	0	0	0
<b>Total</b>	<b>11</b>	<b>8</b>	<b>735</b>	<b>378</b>	<b>940</b>	<b>404</b>	<b>26</b>	<b>25</b>	<b>4</b>	<b>1</b>

## LOGAN COUNTY

Group A Offenses	South Central TF		Adairville PD		All Other Agencies		-		Total	
By Category	Offenses		Offenses		Offenses		Offenses		Offenses	
	Reported	Cleared	Reported	Cleared	Reported	Cleared	Reported	Cleared	Reported	Cleared
Animal Cruelty	0	0	0	0	0	0			2	1
Arson	0	0	0	0	0	0			6	1
Assault Offenses	21	8	0	0	0	0			235	110
Bribery	0	0	0	0	0	0			5	1
Burglary/Breaking and Entering	0	0	0	0	0	0			106	15
Counterfeiting/Forgery	0	0	0	0	0	0			73	3
Destruction/Damage/Vandalism Of Property	5	1	0	0	0	0			94	19
Drug/Narcotic Offenses	442	193	0	0	0	0			884	523
Extortion/Blackmail	0	0	0	0	0	0			0	0
Fraud Offenses	0	0	0	0	0	0			39	7
Gambling Offenses	0	0	0	0	0	0			0	0
Homicide Offenses	0	0	0	0	0	0			1	1
Human Trafficking	0	0	0	0	0	0			2	0
Kidnapping/Abduction	0	0	0	0	0	0			3	2
Larceny/Theft Offenses	0	0	1	0	0	0			350	53
Motor Vehicle Theft	0	0	0	0	0	0			17	4
Pornography/Obscene Material	0	0	0	0	0	0			20	3
Prostitution Offenses	0	0	0	0	0	0			2	0
Robbery	0	0	0	0	0	0			8	3
Sex Offenses, Forcible	0	0	0	0	0	0			297	245
Sex Offenses, Nonforcible	0	0	0	0	0	0			1	1
Stolen Property Offenses (Receiving, etc.)	0	0	0	0	0	0			22	14
Weapon Law Violations	7	6	0	0	0	0			25	18
<b>Total</b>	<b>475</b>	<b>208</b>	<b>1</b>	<b>0</b>	<b>0</b>	<b>0</b>	<b>0</b>	<b>0</b>	<b>2192</b>	<b>1024</b>



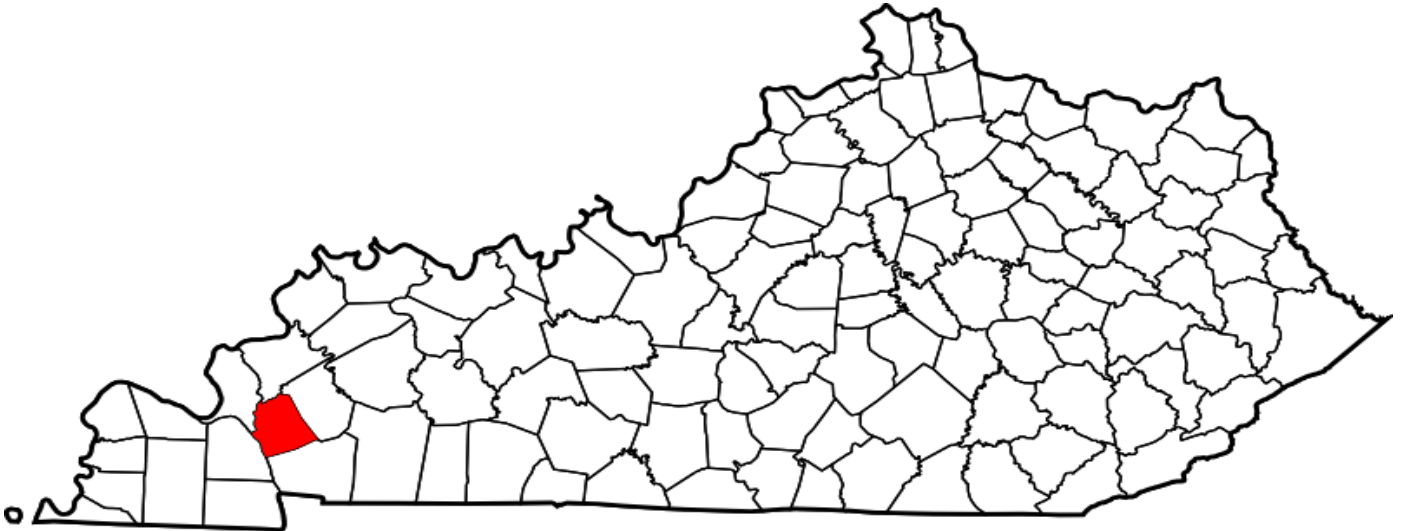
## ***Lyon County***

**A CRIME IS COMMITTED IN LYON COUNTY  
APPROXIMATELY EVERY 12 HOURS**

### **FULL TIME SWORN LAW ENFORCEMENT EMPLOYEES**

<b>Agency</b>	<b>Male</b>	<b>Female</b>	<b>Total</b>
STATE POLICE	1005	22	<b>1027</b>
LYON COUNTY SHERIFF'S OFFICE	6	0	<b>6</b>
EDDYVILLE POLICE DEPARTMENT	4	1	<b>5</b>

\*\*Kentucky State Police Troopers may be assigned to multiple counties per post.



County Seat: Eddyville  
Population: 8,082  
Registered Sex Offenders: 66

## LYON COUNTY

Group A Offenses	State Police		Sheriff		Eddyville		All Other Agencies		Total	
By Category	Offenses		Offenses		Offenses		Offenses		Offenses	
	Reported	Cleared	Reported	Cleared	Reported	Cleared	Reported	Cleared	Reported	Cleared
Animal Cruelty	0	0	0	0	3	3	0	0	3	3
Arson	0	0	0	0	0	0	0	0	0	0
Assault Offenses	38	28	20	17	22	19	1	0	81	64
Bribery	0	0	0	0	0	0	0	0	0	0
Burglary/Breaking and Entering	12	1	22	3	7	1	0	0	41	5
Counterfeiting/Forgery	130	129	1	0	3	3	1	1	135	133
Destruction/Damage/Vandalism Of Property	10	7	7	1	13	7	0	0	30	15
Drug/Narcotic Offenses	135	131	30	30	29	27	39	27	233	215
Extortion/Blackmail	0	0	0	0	0	0	0	0	0	0
Fraud Offenses	3	2	2	1	7	5	1	1	13	9
Gambling Offenses	0	0	0	0	0	0	0	0	0	0
Homicide Offenses	0	0	0	0	0	0	0	0	0	0
Human Trafficking	0	0	0	0	0	0	0	0	0	0
Kidnapping/Abduction	0	0	0	0	0	0	0	0	0	0
Larceny/Theft Offenses	12	4	32	4	36	14	0	0	80	22
Motor Vehicle Theft	2	1	2	0	3	2	0	0	7	3
Pornography/Obscene Material	0	0	1	1	0	0	0	0	1	1
Prostitution Offenses	0	0	0	0	0	0	0	0	0	0
Robbery	1	0	0	0	0	0	0	0	1	0
Sex Offenses, Forcible	6	3	0	0	0	0	0	0	6	3
Sex Offenses, Nonforcible	0	0	0	0	0	0	0	0	0	0
Stolen Property Offenses (Receiving, etc.)	6	4	9	4	2	2	1	0	18	10
Weapon Law Violations	13	12	23	23	1	1	3	3	40	39
<b>Total</b>	<b>368</b>	<b>322</b>	<b>149</b>	<b>84</b>	<b>126</b>	<b>84</b>	<b>46</b>	<b>32</b>	<b>689</b>	<b>522</b>

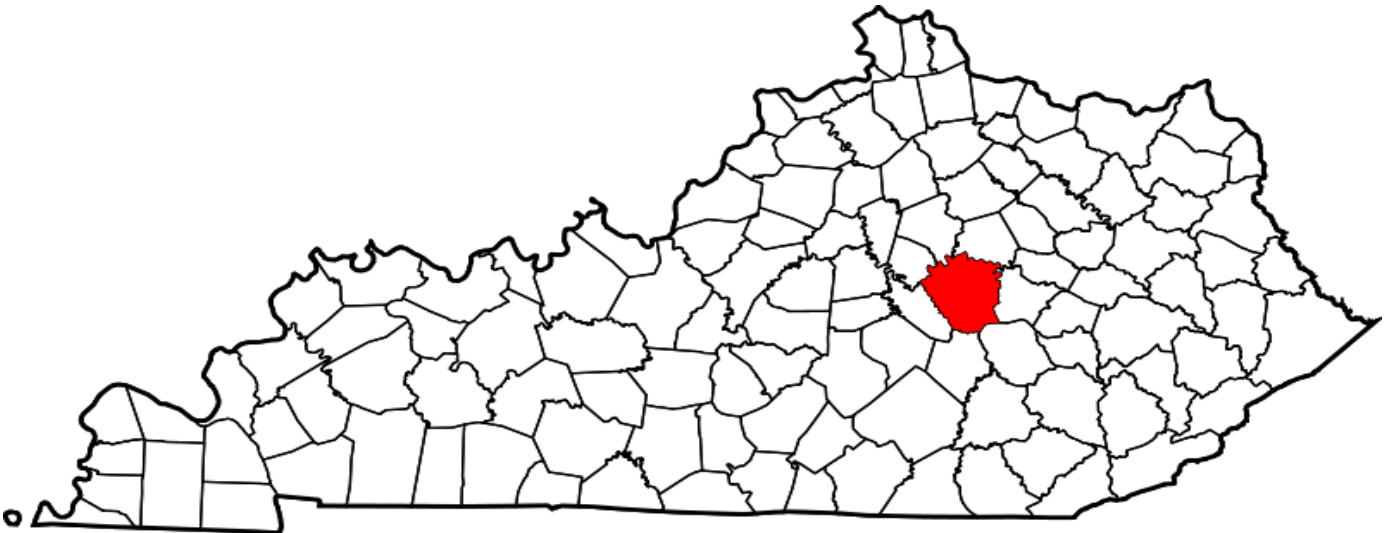
## ***Madison County***

**A CRIME IS COMMITTED IN MADISON COUNTY  
APPROXIMATELY EVERY 60 MINUTES**

### **FULL TIME SWORN LAW ENFORCEMENT EMPLOYEES**

<b>Agency</b>	<b>Male</b>	<b>Female</b>	<b>Total</b>
STATE POLICE	1005	22	<b>1027</b>
MADISON COUNTY SHERIFF'S OFFICE	30	1	<b>31</b>
BEREA POLICE DEPARTMENT	31	1	<b>32</b>
RICHMOND POLICE DEPARTMENT	46	7	<b>53</b>
EASTERN KY UNIVERSITY POLICE	21	1	<b>22</b>

\*\*Kentucky State Police Troopers may be assigned to multiple counties per post.



County Seat: Richmond  
Population: 91,226  
Registered Sex Offenders: 103

**MADISON  
COUNTY**

<b>Group A Offenses</b>	<b>State Police</b>		<b>Sheriff</b>		<b>Berea</b>		<b>Richmond</b>		<b>EKU Police</b>		<b>All Other Agencies</b>		<b>Total</b>	
By Category	Offenses		Offenses		Offenses		Offenses		Offenses		Offenses		Offenses	
	Reported	Cleared	Reported	Cleared	Reported	Cleared	Reported	Cleared	Reported	Cleared	Reported	Cleared	Reported	Cleared
Animal Cruelty	0	0	2	1	0	0	5	4	0	0	0	0	7	5
Arson	2	2	0	0	0	0	1	0	2	0	0	0	5	2
Assault Offenses	116	111	212	154	111	66	413	295	51	7	10	10	913	643
Bribery	0	0	1	0	0	0	0	0	0	0	0	0	1	0
Burglary/Breaking and Entering	25	8	108	37	70	13	200	40	26	1	0	0	429	99
Counterfeiting/Forgery	9	6	70	4	40	3	90	40	2	0	0	0	211	53
Destruction/Damage/Vandalism Of Property	9	5	54	12	50	10	197	52	44	4	1	1	355	84
Drug/Narcotic Offenses	206	145	316	219	231	183	930	815	67	65	29	29	1779	1456
Extortion/Blackmail	0	0	0	0	0	0	1	0	0	0	0	0	1	0
Fraud Offenses	13	10	38	9	40	6	143	77	5	1	1	1	240	104
Gambling Offenses	3	0	0	0	0	0	0	0	0	0	0	0	3	0
Homicide Offenses	2	2	0	0	1	1	3	2	0	0	0	0	6	5
Human Trafficking	0	0	0	0	0	0	0	0	0	0	0	0	0	0
Kidnapping/Abduction	1	1	4	2	4	4	14	14	5	0	0	0	28	21
Larceny/Theft Offenses	79	40	215	28	239	19	915	395	122	8	2	0	1572	490
Motor Vehicle Theft	20	8	37	3	43	0	94	37	6	0	0	0	200	48
Pornography/Obscene Material	29	25	2	2	61	58	8	4	0	0	2	2	102	91
Prostitution Offenses	0	0	0	0	0	0	0	0	0	0	0	0	0	0
Robbery	3	1	3	2	6	1	18	10	1	0	0	0	31	14
Sex Offenses, Forcible	26	11	36	6	20	7	56	26	7	0	0	0	145	50
Sex Offenses, Nonforcible	6	0	0	0	0	0	2	2	0	0	0	0	8	2
Stolen Property Offenses (Receiving, etc.)	32	22	23	12	20	9	80	61	4	3	5	4	164	111
Weapon Law Violations	18	14	11	11	15	14	51	45	1	1	4	4	100	89
<b>Total</b>	<b>599</b>	<b>411</b>	<b>1132</b>	<b>502</b>	<b>951</b>	<b>394</b>	<b>3221</b>	<b>1919</b>	<b>343</b>	<b>90</b>	<b>54</b>	<b>51</b>	<b>6300</b>	<b>3367</b>

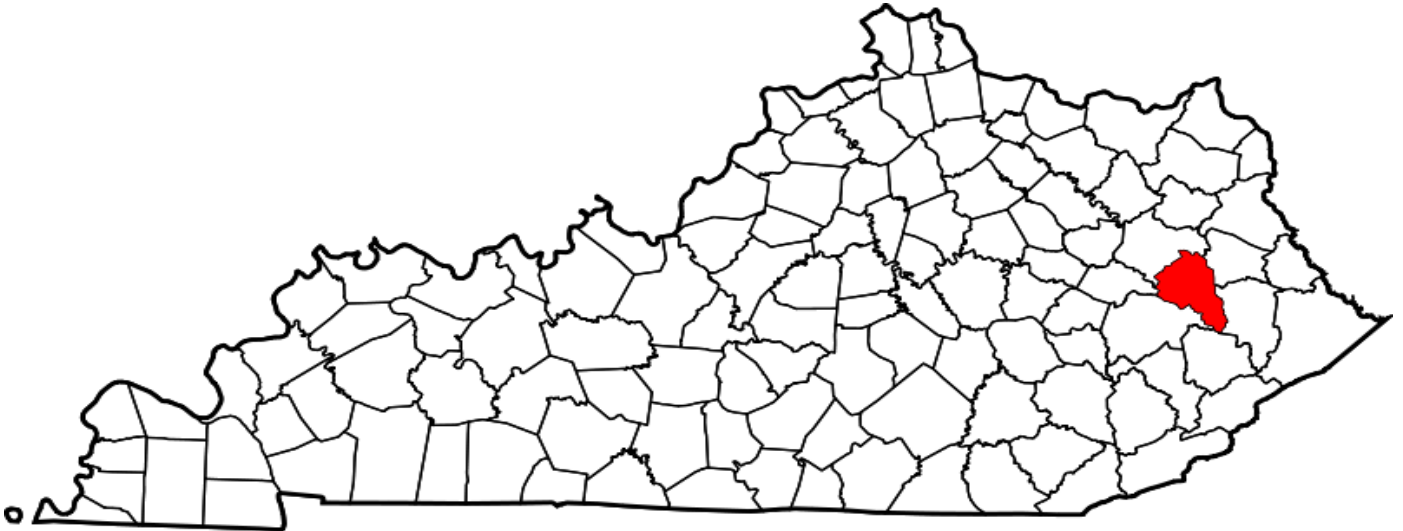
## Magoffin County

**A CRIME IS COMMITTED IN MAGOFFIN COUNTY  
APPROXIMATELY EVERY 24 HOURS**

### FULL TIME SWORN LAW ENFORCEMENT EMPLOYEES

Agency	Male	Female	Total
STATE POLICE	1005	22	1027
MAGOFFIN COUNTY SHERIFF'S OFFICE	3	0	3
SALYERSVILLE POLICE DEPARTMENT	4	0	4

\*\*Kentucky State Police Troopers may be assigned to multiple counties per post.



County Seat: Salyersville  
Population: 12,538  
Registered Sex Offenders: 23

**MAGOFFIN  
COUNTY**

<b>Group A Offenses</b>	<b>State Police</b>		<b>Sheriff</b>		<b>Salyersville</b>		<b>All Other Agencies</b>		<b>Total</b>	
By Category	Offenses		Offenses		Offenses		Offenses		Offenses	
	Reported	Cleared	Reported	Cleared	Reported	Cleared	Reported	Cleared	Reported	Cleared
Animal Cruelty	0	0	1	0	0	0	0	0	1	0
Arson	1	0	2	0	0	0	0	0	3	0
Assault Offenses	14	12	6	4	5	0	0	0	25	16
Bribery	0	0	0	0	0	0	0	0	0	0
Burglary/Breaking and Entering	3	1	4	1	1	0	0	0	8	2
Counterfeiting/Forgery	0	0	0	0	0	0	0	0	0	0
Destruction/Damage/Vandalism Of Property	3	1	9	0	1	0	0	0	13	1
Drug/Narcotic Offenses	102	62	35	3	32	8	0	0	169	73
Extortion/Blackmail	0	0	0	0	0	0	0	0	0	0
Fraud Offenses	1	0	1	1	0	0	0	0	2	1
Gambling Offenses	0	0	0	0	0	0	0	0	0	0
Homicide Offenses	0	0	0	0	0	0	0	0	0	0
Human Trafficking	0	0	0	0	0	0	0	0	0	0
Kidnapping/Abduction	0	0	0	0	0	0	0	0	0	0
Larceny/Theft Offenses	0	0	5	0	4	0	0	0	9	0
Motor Vehicle Theft	2	2	6	0	0	0	0	0	8	2
Pornography/Obscene Material	1	0	0	0	0	0	0	0	1	0
Prostitution Offenses	0	0	0	0	0	0	0	0	0	0
Robbery	0	0	0	0	0	0	0	0	0	0
Sex Offenses, Forcible	12	6	0	0	0	0	0	0	12	6
Sex Offenses, Nonforcible	1	0	0	0	0	0	0	0	1	0
Stolen Property Offenses (Receiving, etc.)	3	1	1	0	0	0	0	0	4	1
Weapon Law Violations	11	10	3	2	2	1	0	0	16	13
<b>Total</b>	<b>154</b>	<b>95</b>	<b>73</b>	<b>11</b>	<b>45</b>	<b>9</b>	<b>0</b>	<b>0</b>	<b>272</b>	<b>115</b>

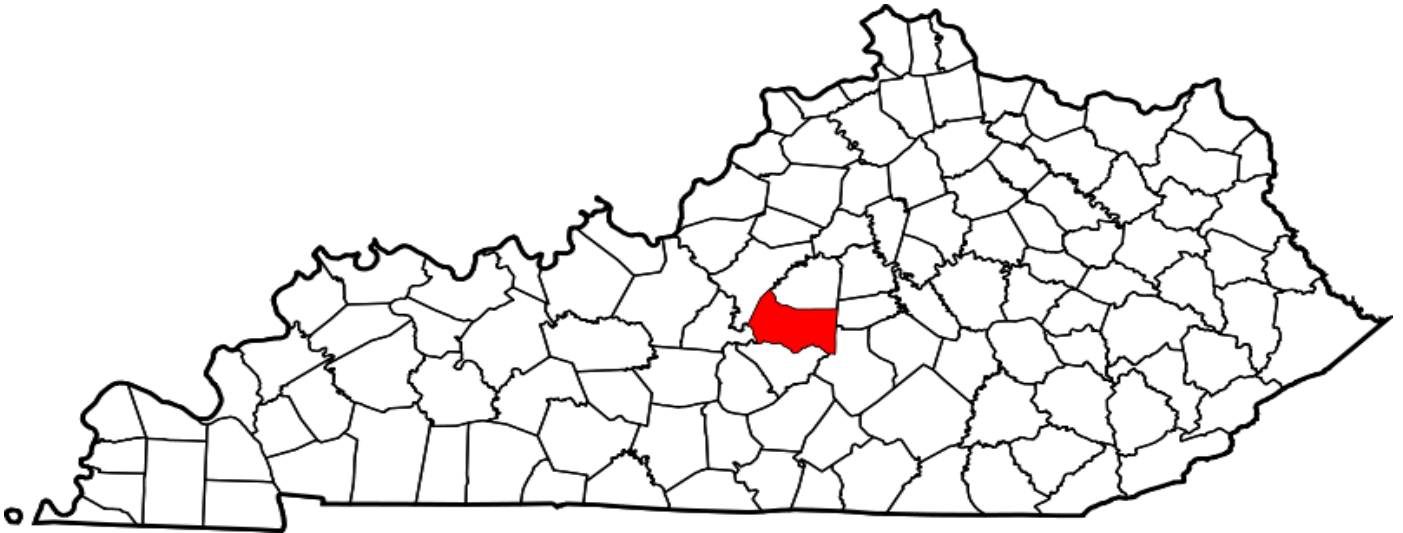
## Marion County

**A CRIME IS COMMITTED IN MARION COUNTY  
APPROXIMATELY EVERY 8 HOURS**

### FULL TIME SWORN LAW ENFORCEMENT EMPLOYEES

Agency	Male	Female	Total
STATE POLICE	1005	22	1027
MARION COUNTY SHERIFF'S OFFICE	5	0	5
LEBANON POLICE DEPARTMENT	18	0	18

\*\*Kentucky State Police Troopers may be assigned to multiple counties per post.



County Seat: Lebanon  
Population: 19,395  
Registered Sex Offenders: 39

## MARION COUNTY

Group A Offenses	State Police		Sheriff		Lebanon		All Other Agencies		Total	
By Category	Offenses		Offenses		Offenses		Offenses		Offenses	
	Reported	Cleared	Reported	Cleared	Reported	Cleared	Reported	Cleared	Reported	Cleared
Animal Cruelty	1	1	0	0	0	0	0	0	1	1
Arson	0	0	0	0	0	0	0	0	0	0
Assault Offenses	4	4	7	5	123	51	0	0	134	60
Bribery	0	0	0	0	0	0	0	0	0	0
Burglary/Breaking and Entering	4	1	25	0	26	2	0	0	55	3
Counterfeiting/Forgery	3	2	21	2	40	1	0	0	64	5
Destruction/Damage/Vandalism Of Property	0	0	10	4	45	11	0	0	55	15
Drug/Narcotic Offenses	64	38	50	7	272	133	0	0	386	178
Extortion/Blackmail	1	0	0	0	1	0	0	0	2	0
Fraud Offenses	1	1	5	0	9	2	1	0	16	3
Gambling Offenses	0	0	0	0	0	0	0	0	0	0
Homicide Offenses	0	0	0	0	1	0	0	0	1	0
Human Trafficking	0	0	0	0	0	0	0	0	0	0
Kidnapping/Abduction	1	1	0	0	0	0	0	0	1	1
Larceny/Theft Offenses	7	5	186	156	85	27	0	0	278	188
Motor Vehicle Theft	2	1	21	2	15	1	0	0	38	4
Pornography/Obscene Material	0	0	0	0	0	0	0	0	0	0
Prostitution Offenses	0	0	0	0	0	0	0	0	0	0
Robbery	0	0	0	0	5	3	0	0	5	3
Sex Offenses, Forcible	9	6	5	0	3	0	0	0	17	6
Sex Offenses, Nonforcible	3	2	1	0	0	0	0	0	4	2
Stolen Property Offenses (Receiving, etc.)	1	1	4	1	5	2	0	0	10	4
Weapon Law Violations	2	2	4	1	8	5	0	0	14	8
<b>Total</b>	<b>103</b>	<b>65</b>	<b>339</b>	<b>178</b>	<b>638</b>	<b>238</b>	<b>1</b>	<b>0</b>	<b>1081</b>	<b>481</b>



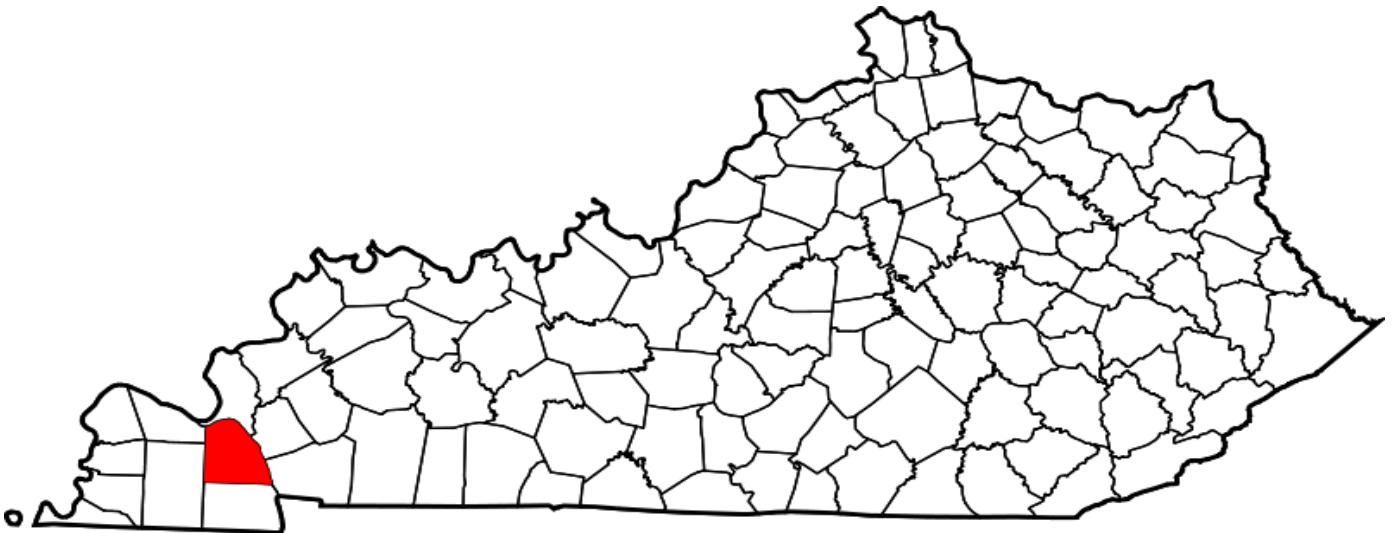
## ***Marshall County***

**A CRIME IS COMMITTED IN MARSHALL COUNTY  
APPROXIMATELY EVERY 5 HOURS**

### **FULL TIME SWORN LAW ENFORCEMENT EMPLOYEES**

<b>Agency</b>	<b>Male</b>	<b>Female</b>	<b>Total</b>
STATE POLICE	1005	22	<b>1027</b>
MARSHALL COUNTY SHERIFF'S OFFICE	28	0	<b>28</b>
BENTON POLICE DEPARTMENT	7	0	<b>7</b>
CALVERT CITY POLICE DEPARTMENT	7	0	<b>7</b>

\*\*Kentucky State Police Troopers may be assigned to multiple counties per post.



County Seat: Benton  
Population: 31,382  
Registered Sex Offenders: 60

**MARSHALL  
COUNTY**

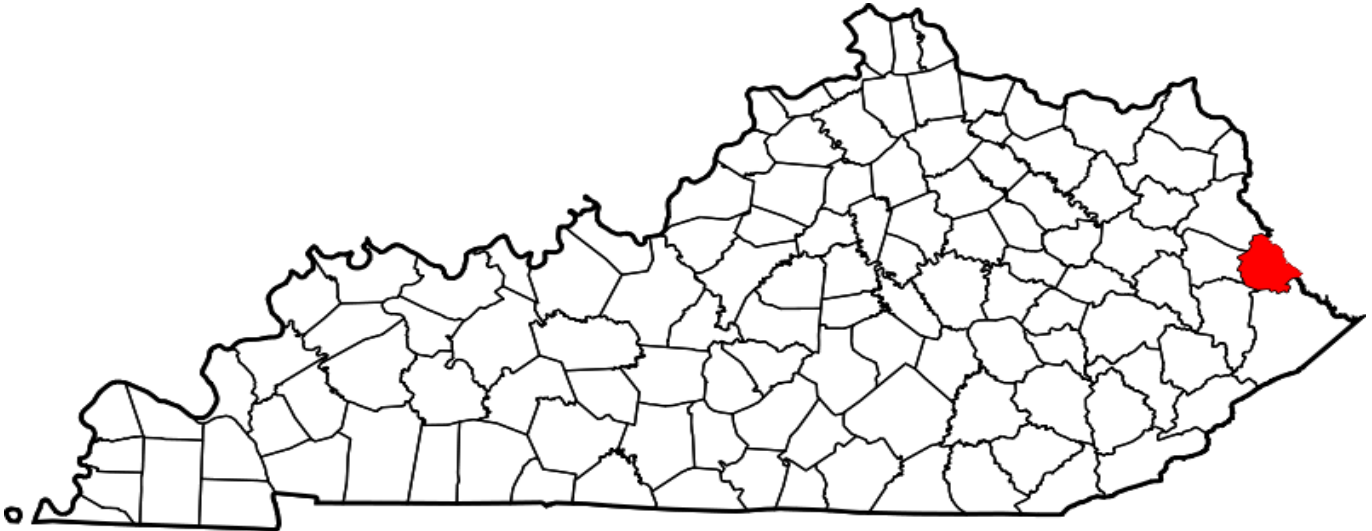
<b>Group A Offenses</b>	<b>State Police</b>		<b>Sheriff</b>		<b>Benton</b>		<b>Calvert City</b>		<b>All Other Agencies</b>		<b>Total</b>	
By Category	Offenses		Offenses		Offenses		Offenses		Offenses		Offenses	
	Reported	Cleared	Reported	Cleared	Reported	Cleared	Reported	Cleared	Reported	Cleared	Reported	Cleared
Animal Cruelty	0	0	2	1	0	0	0	0	0	0	2	1
Arson	1	1	2	1	0	0	0	0	0	0	3	2
Assault Offenses	41	36	139	78	47	29	21	19	0	0	248	162
Bribery	0	0	1	1	0	0	0	0	0	0	1	1
Burglary/Breaking and Entering	2	0	90	10	33	7	9	5	1	0	135	22
Counterfeiting/Forgery	6	3	3	2	6	1	3	3	0	0	18	9
Destruction/Damage/Vandalism Of Property	4	3	74	13	17	4	11	6	0	0	106	26
Drug/Narcotic Offenses	141	132	384	318	62	51	105	101	0	0	692	602
Extortion/Blackmail	0	0	0	0	0	0	0	0	0	0	0	0
Fraud Offenses	9	1	24	3	4	0	2	1	1	0	40	5
Gambling Offenses	0	0	0	0	0	0	0	0	0	0	0	0
Homicide Offenses	2	2	1	1	1	1	0	0	0	0	4	4
Human Trafficking	0	0	0	0	0	0	0	0	0	0	0	0
Kidnapping/Abduction	0	0	0	0	0	0	1	1	0	0	1	1
Larceny/Theft Offenses	21	8	118	18	141	51	39	16	3	0	322	93
Motor Vehicle Theft	3	1	27	6	5	2	2	0	0	0	37	9
Pornography/Obscene Material	0	0	14	12	0	0	0	0	0	0	14	12
Prostitution Offenses	0	0	1	1	0	0	0	0	0	0	1	1
Robbery	0	0	0	0	0	0	0	0	0	0	0	0
Sex Offenses, Forcible	9	3	22	3	0	0	3	0	0	0	34	6
Sex Offenses, Nonforcible	3	1	1	0	0	0	0	0	0	0	4	1
Stolen Property Offenses (Receiving, etc.)	1	0	16	9	4	1	5	4	0	0	26	14
Weapon Law Violations	4	1	33	23	2	2	7	6	0	0	46	32
<b>Total</b>	<b>247</b>	<b>192</b>	<b>952</b>	<b>500</b>	<b>322</b>	<b>149</b>	<b>208</b>	<b>162</b>	<b>5</b>	<b>0</b>	<b>1734</b>	<b>1003</b>

## Martin County

**A CRIME IS COMMITTED IN MARTIN COUNTY  
APPROXIMATELY EVERY 2 DAYS**

### FULL TIME SWORN LAW ENFORCEMENT EMPLOYEES

Agency	Male	Female	Total
STATE POLICE	1005	22	1027
MARTIN COUNTY SHERIFF'S OFFICE	3	0	3
INEZ POLICE DEPARTMENT	1	0	1



County Seat: Inez  
Population: 11,452  
Registered Sex Offenders: 17

**MARTIN  
COUNTY**

<b>Group A Offenses</b>	<b>State Police</b>		<b>Sheriff</b>		<b>Inez</b>		<b>All Other Agencies</b>		<b>Total</b>	
By Category	Offenses		Offenses		Offenses		Offenses		Offenses	
	Reported	Cleared	Reported	Cleared	Reported	Cleared	Reported	Cleared	Reported	Cleared
Animal Cruelty	0	0	0	0	0	0	0	0	0	0
Arson	0	0	0	0	0	0	0	0	0	0
Assault Offenses	10	9	13	2	0	0	0	0	23	11
Bribery	0	0	0	0	0	0	0	0	0	0
Burglary/Breaking and Entering	2	1	6	2	0	0	0	0	8	3
Counterfeiting/Forgery	0	0	1	0	0	0	0	0	1	0
Destruction/Damage/Vandalism Of Property	0	0	3	0	0	0	0	0	3	0
Drug/Narcotic Offenses	4	2	55	13	0	0	0	0	59	15
Extortion/Blackmail	1	0	0	0	0	0	0	0	1	0
Fraud Offenses	4	2	1	0	0	0	1	1	6	3
Gambling Offenses	0	0	0	0	0	0	0	0	0	0
Homicide Offenses	3	0	0	0	0	0	0	0	3	0
Human Trafficking	0	0	0	0	0	0	0	0	0	0
Kidnapping/Abduction	0	0	0	0	0	0	0	0	0	0
Larceny/Theft Offenses	8	2	12	3	0	0	1	0	21	5
Motor Vehicle Theft	4	1	8	1	0	0	0	0	12	2
Pornography/Obscene Material	0	0	0	0	0	0	0	0	0	0
Prostitution Offenses	0	0	0	0	0	0	0	0	0	0
Robbery	2	0	0	0	0	0	0	0	2	0
Sex Offenses, Forcible	10	1	0	0	0	0	0	0	10	1
Sex Offenses, Nonforcible	0	0	0	0	0	0	0	0	0	0
Stolen Property Offenses (Receiving, etc.)	0	0	1	0	0	0	0	0	1	0
Weapon Law Violations	0	0	4	0	0	0	0	0	4	0
<b>Total</b>	<b>48</b>	<b>18</b>	<b>104</b>	<b>21</b>	<b>0</b>	<b>0</b>	<b>2</b>	<b>1</b>	<b>154</b>	<b>40</b>

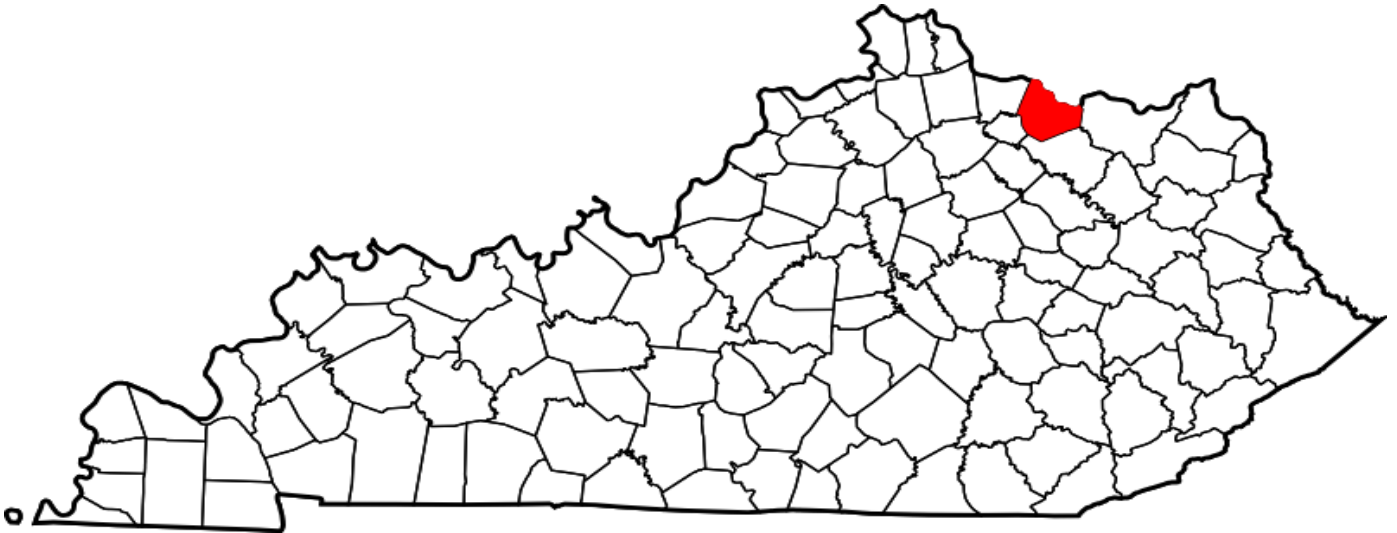
## Mason County

**A CRIME IS COMMITTED IN MASON COUNTY  
APPROXIMATELY EVERY 7 HOURS**

### FULL TIME SWORN LAW ENFORCEMENT EMPLOYEES

Agency	Male	Female	Total
STATE POLICE	1005	22	1027
MASON COUNTY SHERIFF'S OFFICE	11	1	12
MAYSVILLE POLICE DEPARTMENT	25	0	25

\*\*Kentucky State Police Troopers may be assigned to multiple counties per post.



County Seat: Maysville  
Population: 17,174  
Registered Sex Offenders: 40

**MASON  
COUNTY**

<b>Group A Offenses</b>	<b>State Police</b>		<b>Sheriff</b>		<b>Maysville</b>		<b>All Other Aencies</b>		<b>Total</b>	
By Category	Offenses		Offenses		Offenses		Offenses		Offenses	
	Reported	Cleared	Reported	Cleared	Reported	Cleared	Reported	Cleared	Reported	Cleared
Animal Cruelty	0	0	8	3	1	0	0	0	9	3
Arson	0	0	0	0	0	0	0	0	0	0
Assault Offenses	4	1	83	23	150	64	0	0	237	88
Bribery	0	0	0	0	0	0	0	0	0	0
Burglary/Breaking and Entering	0	0	29	4	50	4	0	0	79	8
Counterfeiting/Forgery	0	0	3	1	36	13	0	0	39	14
Destruction/Damage/Vandalism Of Property	0	0	25	6	70	11	0	0	95	17
Drug/Narcotic Offenses	17	12	158	58	189	168	0	0	364	238
Extortion/Blackmail	0	0	0	0	0	0	0	0	0	0
Fraud Offenses	0	0	4	0	20	7	0	0	24	7
Gambling Offenses	0	0	0	0	0	0	0	0	0	0
Homicide Offenses	0	0	1	1	0	0	0	0	1	1
Human Trafficking	0	0	0	0	0	0	0	0	0	0
Kidnapping/Abduction	0	0	1	1	1	0	0	0	2	1
Larceny/Theft Offenses	1	0	54	8	237	53	0	0	292	61
Motor Vehicle Theft	0	0	5	0	19	1	0	0	24	1
Pornography/Obscene Material	0	0	0	0	0	0	0	0	0	0
Prostitution Offenses	0	0	0	0	0	0	0	0	0	0
Robbery	0	0	3	1	6	1	0	0	9	2
Sex Offenses, Forcible	2	0	5	1	8	0	0	0	15	1
Sex Offenses, Nonforcible	1	0	4	1	1	0	0	0	6	1
Stolen Property Offenses (Receiving, etc.)	0	0	9	1	6	4	0	0	15	5
Weapon Law Violations	0	0	8	0	4	3	0	0	12	3
<b>Total</b>	<b>25</b>	<b>13</b>	<b>400</b>	<b>109</b>	<b>798</b>	<b>329</b>	<b>0</b>	<b>0</b>	<b>1223</b>	<b>451</b>

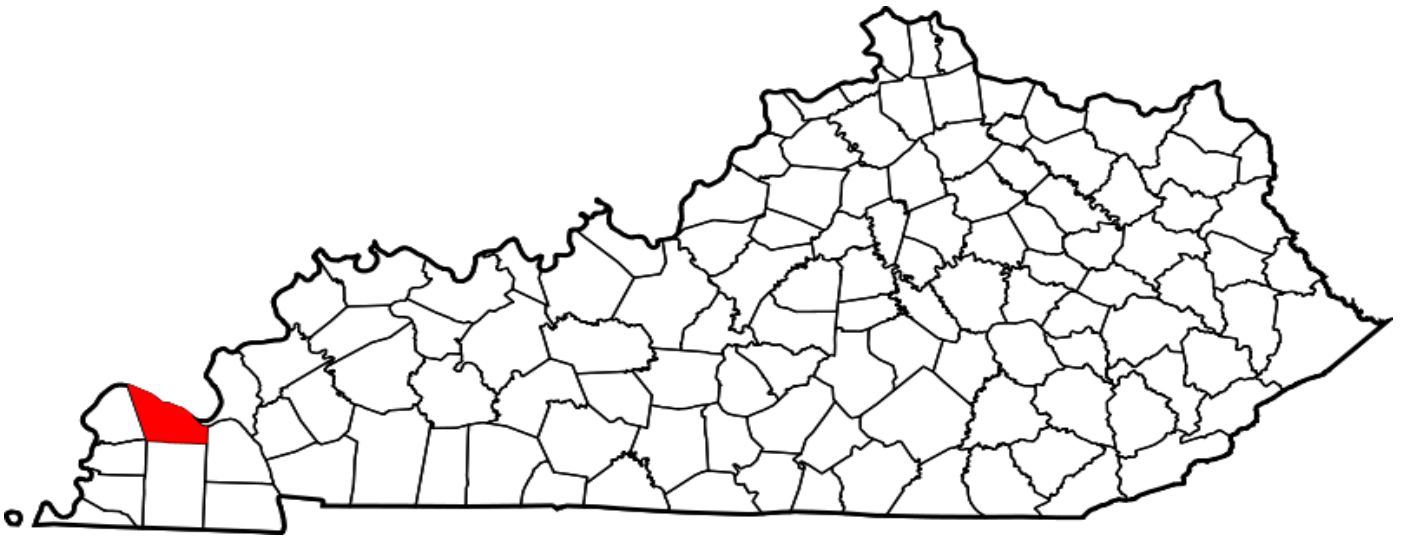
## McCracken County

**A CRIME IS COMMITTED IN MCCRACKEN COUNTY  
APPROXIMATELY EVERY 60 MINUTES**

### FULL TIME SWORN LAW ENFORCEMENT EMPLOYEES

Agency	Male	Female	Total
STATE POLICE	1005	22	1027
MCCRACKEN COUNTY SHERIFF'S OFFICE	38	4	42
BARKLEY REGIONAL AIRPORT POLICE	4	6	10
PADUCAH POLICE DEPARTMENT	69	5	74
MCCRACKEN CO. SCHOOLS	8	0	8

\*\*Kentucky State Police Troopers may be assigned to multiple counties per post.



County Seat: Paducah  
Population: 65,385  
Registered Sex Offenders: 175

**MCCRACKEN  
COUNTY**

<b>Group A Offenses</b>	<b>State Police</b>		<b>Sheriff</b>		<b>Barkley Airport PD</b>		<b>Paducah</b>		<b>McCracken Co School</b>		<b>All Other Agencies</b>		<b>Total</b>	
By Category	Offenses		Offenses		Offenses		Offenses		Offenses		Offenses		Offenses	
	Reported	Cleared	Reported	Cleared	Reported	Cleared	Reported	Cleared	Reported	Cleared	Reported	Cleared	Reported	Cleared
Animal Cruelty	0	0	8	8	0	0	0	0	0	0	0	0	8	8
Arson	0	0	5	4	0	0	11	4	0	0	0	0	16	8
Assault Offenses	19	15	442	167	0	0	690	317	4	2	0	0	1155	501
Bribery	0	0	1	0	0	0	0	0	0	0	0	0	1	0
Burglary/Breaking and Entering	0	0	141	31	0	0	148	30	0	0	0	0	289	61
Counterfeiting/Forgery	28	26	31	13	0	0	79	32	0	0	0	0	138	71
Destruction/Damage/Vandalism Of Property	3	3	151	30	0	0	363	68	0	0	0	0	517	101
Drug/Narcotic Offenses	41	28	547	465	2	2	838	756	3	1	0	0	1431	1252
Extortion/Blackmail	0	0	0	0	0	0	1	0	0	0	0	0	1	0
Fraud Offenses	3	0	70	17	0	0	124	48	0	0	1	1	198	66
Gambling Offenses	0	0	0	0	0	0	0	0	0	0	0	0	0	0
Homicide Offenses	0	0	3	0	0	0	6	5	0	0	0	0	9	5
Human Trafficking	0	0	0	0	0	0	1	1	0	0	0	0	1	1
Kidnapping/Abduction	0	0	7	3	0	0	11	6	0	0	0	0	18	9
Larceny/Theft Offenses	20	7	445	84	0	0	1,203	285	2	0	0	0	1670	376
Motor Vehicle Theft	2	1	62	13	0	0	86	28	0	0	0	0	150	42
Pornography/Obscene Material	24	23	10	10	0	0	6	5	1	1	0	0	41	39
Prostitution Offenses	0	0	1	1	0	0	6	5	0	0	0	0	7	6
Robbery	1	1	12	8	0	0	24	15	0	0	0	0	37	24
Sex Offenses, Forcible	19	7	57	28	0	0	52	39	0	0	0	0	128	74
Sex Offenses, Nonforcible	1	0	7	3	0	0	5	3	0	0	0	0	13	6
Stolen Property Offenses (Receiving, etc.)	6	2	27	19	0	0	44	38	0	0	0	0	77	59
Weapon Law Violations	13	8	55	30	0	0	67	58	0	0	0	0	135	96
<b>Total</b>	<b>180</b>	<b>121</b>	<b>2082</b>	<b>934</b>	<b>2</b>	<b>2</b>	<b>3765</b>	<b>1743</b>	<b>10</b>	<b>4</b>	<b>1</b>	<b>1</b>	<b>6040</b>	<b>2805</b>



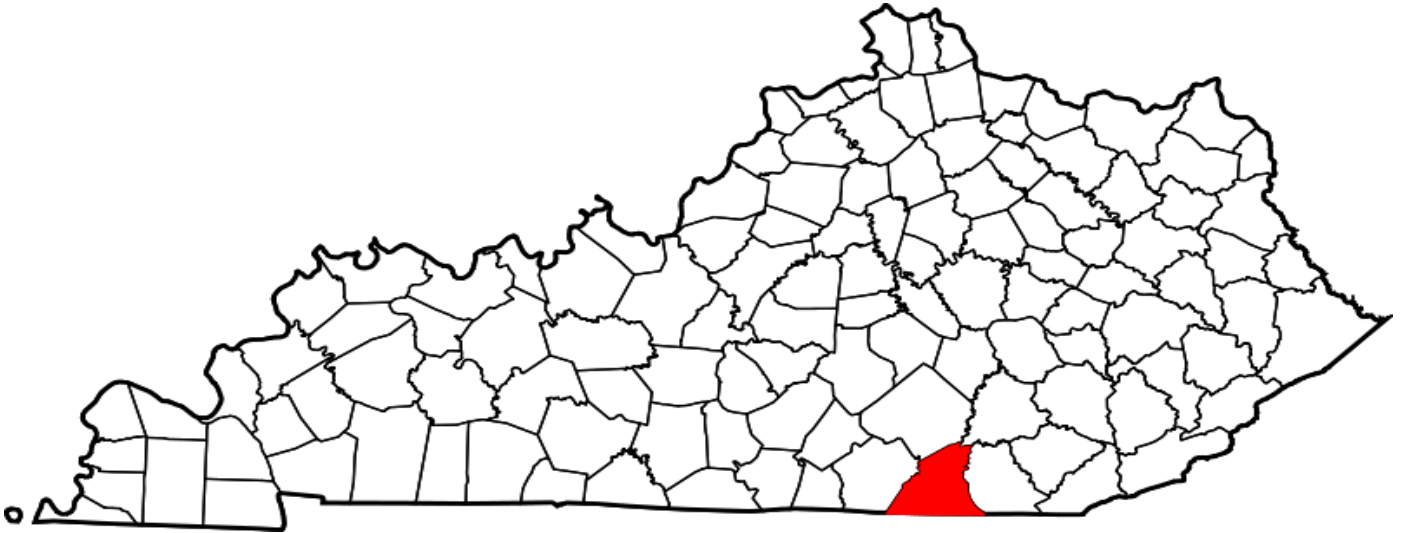
## McCreary County

**A CRIME IS COMMITTED IN MCCREARY COUNTY  
APPROXIMATELY EVERY 24 HOURS**

### FULL TIME SWORN LAW ENFORCEMENT EMPLOYEES

Agency	Male	Female	Total
STATE POLICE	1005	22	1027
MCCREARY COUNTY SHERIFF'S OFFICE	4	0	4

\*\*Kentucky State Police Troopers may be assigned to multiple counties per post.



County Seat: Whitley City  
Population: 17,465  
Registered Sex Offenders: 31

**MCCREARY  
COUNTY**

<b>Group A Offenses</b>	<b>State Police</b>		<b>Sheriff</b>		<b>All Other Agencies</b>		<b>-</b>		<b>Total</b>	
By Category	Offenses		Offenses		Offenses		Offenses		Offenses	
	Reported	Cleared	Reported	Cleared	Reported	Cleared	Reported	Cleared	Reported	Cleared
Animal Cruelty	0	0	0	0	0	0			0	0
Arson	1	0	0	0	0	0			1	0
Assault Offenses	30	30	16	3	0	0			46	33
Bribery	0	0	0	0	0	0			0	0
Burglary/Breaking and Entering	8	7	11	1	0	0			19	8
Counterfeiting/Forgery	8	8	0	0	0	0			8	8
Destruction/Damage/Vandalism Of Property	9	8	3	1	1	1			13	10
Drug/Narcotic Offenses	83	73	45	1	0	0			128	74
Extortion/Blackmail	0	0	0	0	0	0			0	0
Fraud Offenses	5	4	1	0	0	0			6	4
Gambling Offenses	0	0	0	0	0	0			0	0
Homicide Offenses	0	0	0	0	0	0			0	0
Human Trafficking	0	0	0	0	0	0			0	0
Kidnapping/Abduction	0	0	1	0	0	0			1	0
Larceny/Theft Offenses	34	31	34	2	0	0			68	33
Motor Vehicle Theft	5	1	15	0	0	0			20	1
Pornography/Obscene Material	0	0	0	0	0	0			0	0
Prostitution Offenses	0	0	0	0	0	0			0	0
Robbery	0	0	0	0	0	0			0	0
Sex Offenses, Forcible	5	2	0	0	0	0			5	2
Sex Offenses, Nonforcible	1	0	0	0	0	0			1	0
Stolen Property Offenses (Receiving, etc.)	5	3	0	0	1	0			6	3
Weapon Law Violations	7	6	3	0	0	0			10	6
<b>Total</b>	<b>201</b>	<b>173</b>	<b>129</b>	<b>8</b>	<b>2</b>	<b>1</b>	<b>0</b>	<b>0</b>	<b>332</b>	<b>182</b>

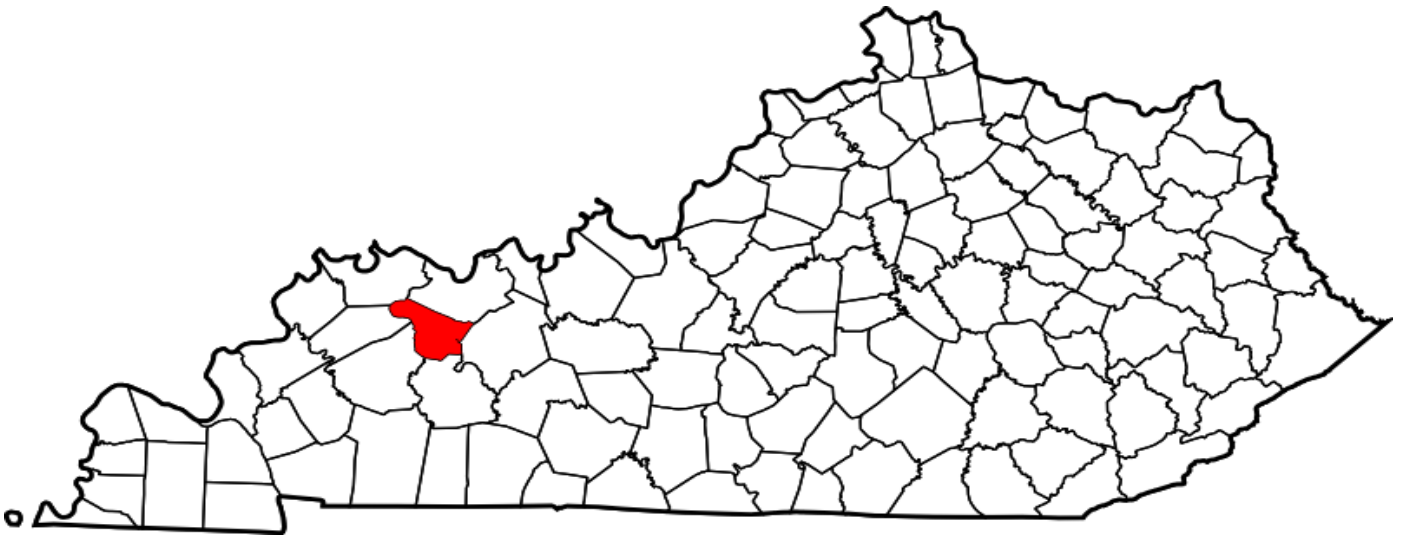
## McLean County

**A CRIME IS COMMITTED IN MCLEAN COUNTY  
APPROXIMATELY EVERY 24 HOURS**

### FULL TIME SWORN LAW ENFORCEMENT EMPLOYEES

Agency	Male	Female	Total
STATE POLICE	1005	22	1027
MCLEAN COUNTY SHERIFF'S OFFICE	13	1	14
MCLEAN COUNTY SCHOOL POLICE	1	0	1

\*\*Kentucky State Police Troopers may be assigned to multiple counties per post.



County Seat: Calhoun  
Population: 9,201  
Registered Sex Offenders: 22

**MCLEAN  
COUNTY**

<b>Group A Offenses</b>	<b>State Police</b>		<b>Sheriff</b>		<b>McClean Co. School</b>		<b>All Other Agencies</b>		<b>Total</b>	
By Category	Offenses		Offenses		Offenses		Offenses		Offenses	
	Reported	Cleared	Reported	Cleared	Reported	Cleared	Reported	Cleared	Reported	Cleared
Animal Cruelty	0	0	6	6	0	0	0	0	6	6
Arson	0	0	0	0	0	0	0	0	0	0
Assault Offenses	4	4	29	24	0	0	0	0	33	28
Bribery	0	0	0	0	0	0	0	0	0	0
Burglary/Breaking and Entering	2	0	28	6	0	0	0	0	30	6
Counterfeiting/Forgery	0	0	4	4	0	0	0	0	4	4
Destruction/Damage/Vandalism Of Property	0	0	12	3	0	0	0	0	12	3
Drug/Narcotic Offenses	18	18	84	73	0	0	3	3	105	94
Extortion/Blackmail	0	0	0	0	0	0	0	0	0	0
Fraud Offenses	1	1	36	33	0	0	0	0	37	34
Gambling Offenses	0	0	0	0	0	0	0	0	0	0
Homicide Offenses	0	0	0	0	0	0	0	0	0	0
Human Trafficking	0	0	0	0	0	0	0	0	0	0
Kidnapping/Abduction	0	0	0	0	0	0	0	0	0	0
Larceny/Theft Offenses	6	2	37	14	0	0	0	0	43	16
Motor Vehicle Theft	1	0	5	1	0	0	0	0	6	1
Pornography/Obscene Material	0	0	2	0	0	0	0	0	2	0
Prostitution Offenses	0	0	0	0	0	0	0	0	0	0
Robbery	0	0	0	0	0	0	0	0	0	0
Sex Offenses, Forcible	2	1	6	5	0	0	0	0	8	6
Sex Offenses, Nonforcible	1	1	3	1	0	0	0	0	4	2
Stolen Property Offenses (Receiving, etc.)	0	0	3	3	0	0	0	0	3	3
Weapon Law Violations	0	0	3	3	0	0	1	1	4	4
<b>Total</b>	<b>35</b>	<b>27</b>	<b>258</b>	<b>176</b>	<b>0</b>	<b>0</b>	<b>0</b>	<b>0</b>	<b>297</b>	<b>207</b>

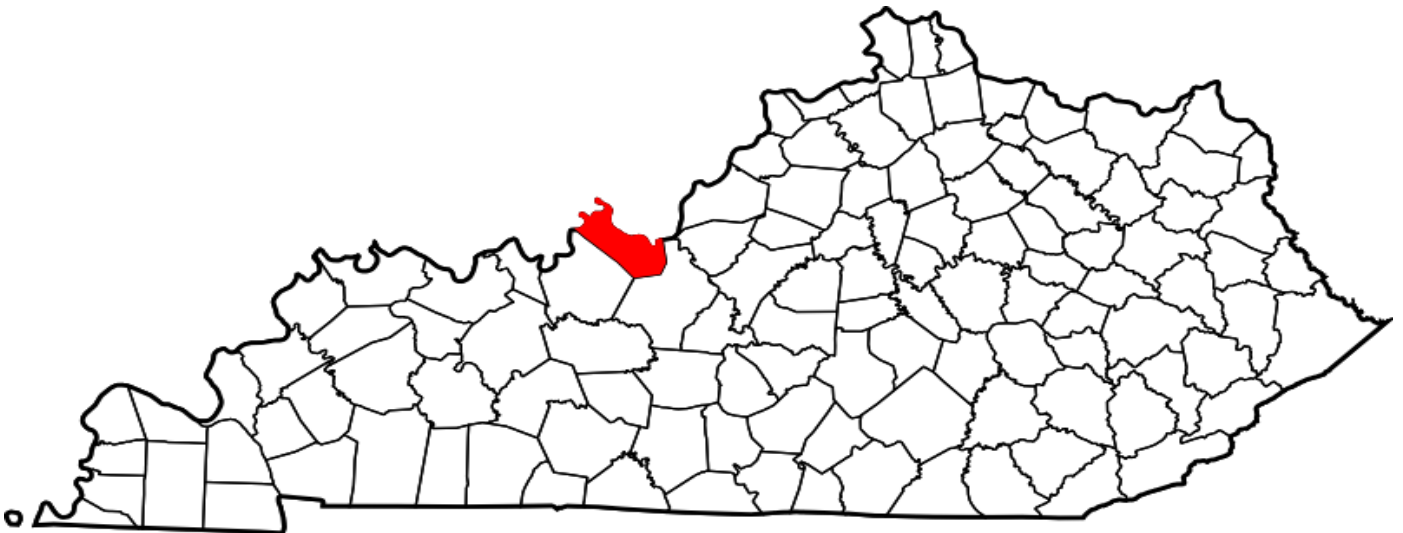
## Meade County

**A CRIME IS COMMITTED IN MEADE COUNTY  
APPROXIMATELY EVERY 10 HOURS**

### FULL TIME SWORN LAW ENFORCEMENT EMPLOYEES

Agency	Male	Female	Total
STATE POLICE	1005	22	1027
MEADE COUNTY SHERIFF'S OFFICE	10	0	10
BRANDENBURG POLICE DEPARTMENT	5	0	5
MULDRAUGH POLICE DEPARTMENT	3	0	3

\*\*Kentucky State Police Troopers may be assigned to multiple counties per post.



County Seat: Brandenburg  
Population: 28,154  
Registered Sex Offenders: 63

**MEADE  
COUNTY**

<b>Group A Offenses</b>	<b>State Police</b>		<b>Sheriff</b>		<b>Brandenburg</b>		<b>Muldraugh</b>		<b>All Other Agencies</b>		<b>Total</b>	
By Category	Offenses		Offenses		Offenses		Offenses		Offenses		Offenses	
	Reported	Cleared	Reported	Cleared	Reported	Cleared	Reported	Cleared	Reported	Cleared	Reported	Cleared
Animal Cruelty	0	0	0	0	0	0	0	0	0	0	0	0
Arson	0	0	1	1	1	0	0	0	0	0	2	1
Assault Offenses	7	5	32	21	11	6	18	10	0	0	68	42
Bribery	0	0	0	0	0	0	0	0	0	0	0	0
Burglary/Breaking and Entering	3	1	50	4	6	1	0	0	0	0	59	6
Counterfeiting/Forgery	19	18	4	1	0	0	0	0	0	0	23	19
Destruction/Damage/Vandalism Of Property	3	1	21	4	9	2	4	1	0	0	37	8
Drug/Narcotic Offenses	19	8	53	53	60	55	28	11	0	0	160	127
Extortion/Blackmail	0	0	0	0	0	0	0	0	0	0	0	0
Fraud Offenses	156	4	4	1	7	2	2	0	0	0	169	7
Gambling Offenses	0	0	0	0	0	0	0	0	0	0	0	0
Homicide Offenses	0	0	0	0	0	0	0	0	0	0	0	0
Human Trafficking	1	1	0	0	0	0	0	0	0	0	1	1
Kidnapping/Abduction	1	1	3	2	0	0	0	0	0	0	4	3
Larceny/Theft Offenses	5	3	96	5	18	9	12	0	0	0	131	17
Motor Vehicle Theft	5	3	47	0	8	2	2	1	0	0	62	6
Pornography/Obscene Material	20	0	0	0	0	0	0	0	0	0	20	0
Prostitution Offenses	0	0	0	0	0	0	0	0	0	0	0	0
Robbery	2	1	2	1	0	0	1	0	0	0	5	2
Sex Offenses, Forcible	15	4	0	0	2	0	0	0	0	0	17	4
Sex Offenses, Nonforcible	0	0	0	0	0	0	0	0	0	0	0	0
Stolen Property Offenses (Receiving, etc.)	3	1	13	9	1	1	1	0	0	0	18	11
Weapon Law Violations	3	3	13	13	4	4	3	0	1	1	24	21
<b>Total</b>	<b>262</b>	<b>54</b>	<b>339</b>	<b>115</b>	<b>127</b>	<b>82</b>	<b>71</b>	<b>23</b>	<b>1</b>	<b>1</b>	<b>800</b>	<b>275</b>

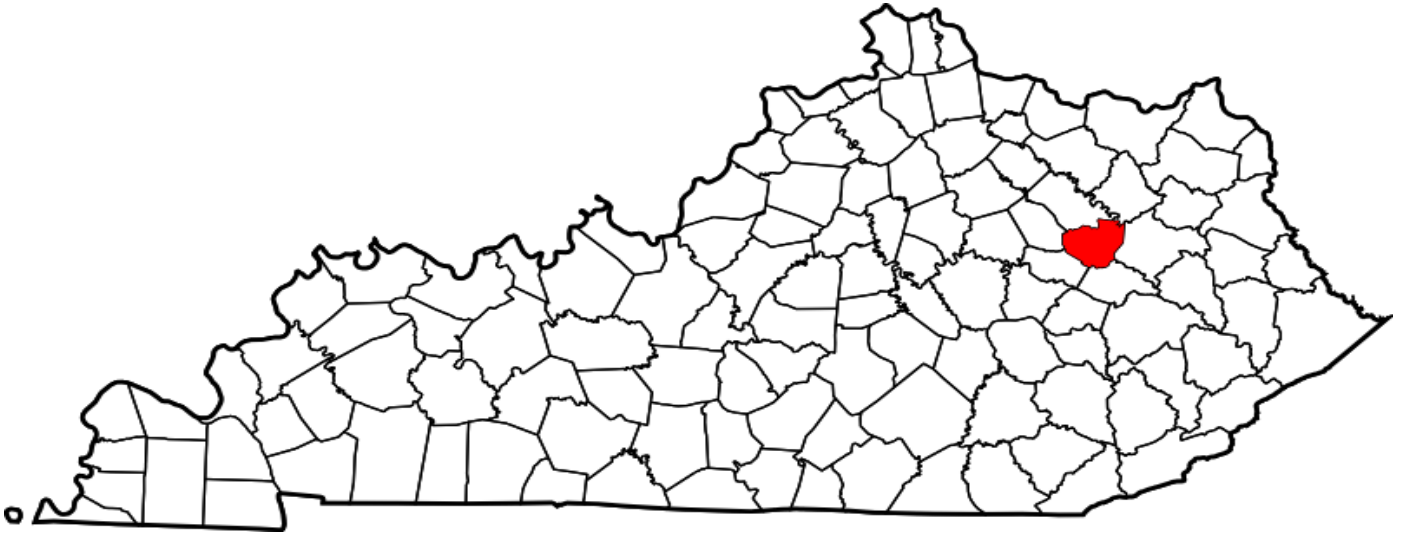
## Menifee County

**A CRIME IS COMMITTED IN MENIFEE COUNTY  
APPROXIMATELY EVERY 4 DAYS**

### FULL TIME SWORN LAW ENFORCEMENT EMPLOYEES

Agency	Male	Female	Total
STATE POLICE	1005	22	1027
MENIFEE COUNTY SHERIFF'S OFFICE	4	0	4

\*\*Kentucky State Police Troopers may be assigned to multiple counties per post.



County Seat: Frenchburg  
Population: 6,455  
Registered Sex Offenders: 10

**MENIFEE  
COUNTY**

<b>Group A Offenses</b>	<b>State Police</b>		<b>Sheriff</b>		<b>All Other Agencies</b>		<b>-</b>		<b>Total</b>	
By Category	Offenses		Offenses		Offenses		Offenses		Offenses	
	Reported	Cleared	Reported	Cleared	Reported	Cleared	Reported	Cleared	Reported	Cleared
Animal Cruelty	0	0	0	0	0	0			0	0
Arson	0	0	1	0	0	0			1	0
Assault Offenses	13	11	1	0	0	0			14	11
Bribery	0	0	0	0	0	0			0	0
Burglary/Breaking and Entering	4	0	14	0	0	0			18	0
Counterfeiting/Forgery	6	0	0	0	0	0			6	0
Destruction/Damage/Vandalism Of Property	0	0	7	1	0	0			7	1
Drug/Narcotic Offenses	4	4	6	6	0	0			10	10
Extortion/Blackmail	0	0	0	0	0	0			0	0
Fraud Offenses	1	0	4	0	0	0			5	0
Gambling Offenses	0	0	0	0	0	0			0	0
Homicide Offenses	0	0	0	0	0	0			0	0
Human Trafficking	0	0	0	0	0	0			0	0
Kidnapping/Abduction	0	0	0	0	0	0			0	0
Larceny/Theft Offenses	5	1	16	0	0	0			21	1
Motor Vehicle Theft	1	0	5	1	0	0			6	1
Pornography/Obscene Material	0	0	0	0	0	0			0	0
Prostitution Offenses	0	0	0	0	0	0			0	0
Robbery	0	0	0	0	0	0			0	0
Sex Offenses, Forcible	2	1	0	0	0	0			2	1
Sex Offenses, Nonforcible	1	1	0	0	0	0			1	1
Stolen Property Offenses (Receiving, etc.)	1	1	1	0	0	0			2	1
Weapon Law Violations	0	0	0	0	0	0			0	0
<b>Total</b>	<b>38</b>	<b>19</b>	<b>55</b>	<b>8</b>	<b>0</b>	<b>0</b>	<b>0</b>	<b>0</b>	<b>93</b>	<b>27</b>



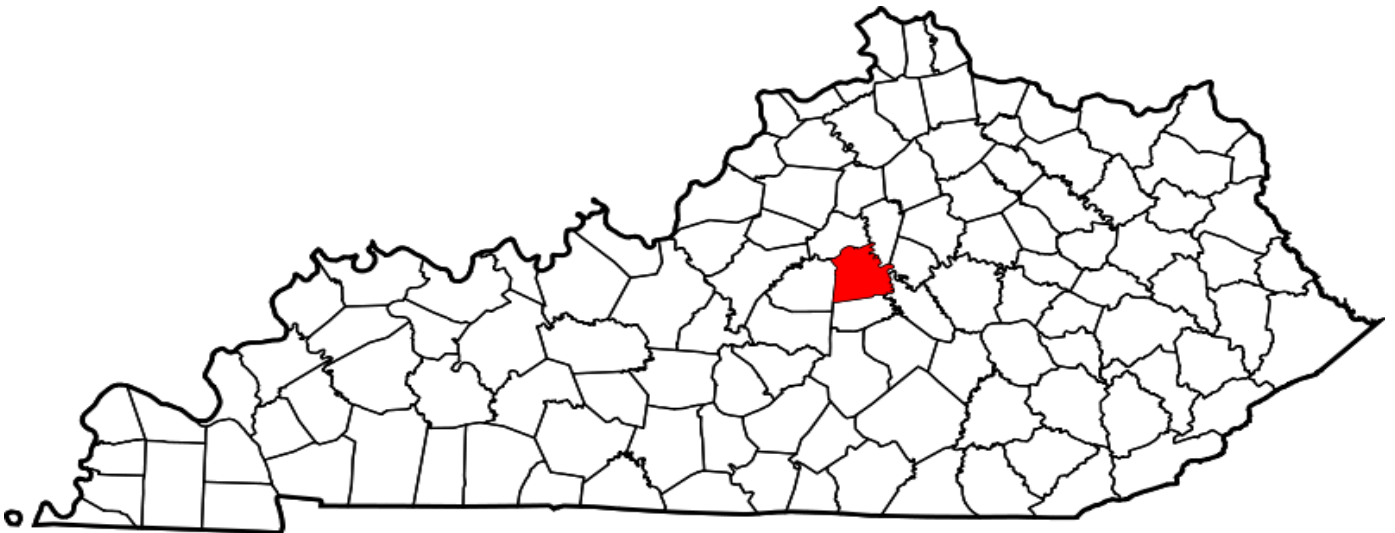
## Mercer County

A CRIME IS COMMITTED IN MERCER COUNTY  
APPROXIMATELY EVERY 10 HOURS

### FULL TIME SWORN LAW ENFORCEMENT EMPLOYEES

Agency	Male	Female	Total
STATE POLICE	1005	22	1027
BURGIN POLICE DEPARTMENT	1	0	1
MERCER COUNTY SHERIFF'S OFFICE	8	0	8
HARRODSBURG POLICE DEPARTMENT	19	0	19

\*\*Kentucky State Police Troopers may be assigned to multiple counties per post.



County Seat: Harrodsburg  
Population: 21,521  
Registered Sex Offenders: 104

**MERCER  
COUNTY**

<b>Group A Offenses</b>	<b>State Police</b>		<b>Sheriff</b>		<b>Burgin Police</b>		<b>Harrodsburg</b>		<b>All Other Agencies</b>		<b>Total</b>	
By Category	Offenses		Offenses		Offenses		Offenses		Offenses		Offenses	
	Reported	Cleared	Reported	Cleared	Reported	Cleared	Reported	Cleared	Reported	Cleared	Reported	Cleared
Animal Cruelty	0	0	2	0	1	1	0	0	0	0	3	1
Arson	1	0	0	0	0	0	1	0	0	0	2	0
Assault Offenses	0	0	24	20	2	1	98	77	0	0	124	98
Bribery	0	0	0	0	0	0	0	0	0	0	0	0
Burglary/Breaking and Entering	1	0	12	3	0	0	28	6	0	0	41	9
Counterfeiting/Forgery	0	0	48	2	0	0	7	1	0	0	55	3
Destruction/Damage/Vandalism Of Property	0	0	10	4	0	0	29	15	0	0	39	19
Drug/Narcotic Offenses	2	1	40	33	7	7	267	206	0	0	316	247
Extortion/Blackmail	0	0	0	0	0	0	0	0	0	0	0	0
Fraud Offenses	0	0	73	0	0	0	38	2	0	0	111	2
Gambling Offenses	0	0	0	0	0	0	0	0	0	0	0	0
Homicide Offenses	1	1	0	0	0	0	0	0	0	0	1	1
Human Trafficking	0	0	0	0	0	0	0	0	0	0	0	0
Kidnapping/Abduction	0	0	1	0	2	1	1	1	0	0	4	2
Larceny/Theft Offenses	0	0	13	0	0	0	68	20	0	0	81	20
Motor Vehicle Theft	0	0	10	1	0	0	16	4	0	0	26	5
Pornography/Obscene Material	0	0	0	0	1	1	0	0	0	0	1	1
Prostitution Offenses	0	0	0	0	0	0	0	0	0	0	0	0
Robbery	0	0	0	0	0	0	0	0	0	0	0	0
Sex Offenses, Forcible	0	0	10	6	1	0	3	0	0	0	14	6
Sex Offenses, Nonforcible	0	0	1	0	0	0	0	0	0	0	1	0
Stolen Property Offenses (Receiving, etc.)	0	0	6	3	0	0	9	7	0	0	15	10
Weapon Law Violations	0	0	9	7	0	0	4	3	0	0	13	10
<b>Total</b>	<b>5</b>	<b>2</b>	<b>259</b>	<b>79</b>	<b>14</b>	<b>11</b>	<b>569</b>	<b>342</b>	<b>0</b>	<b>0</b>	<b>847</b>	<b>434</b>

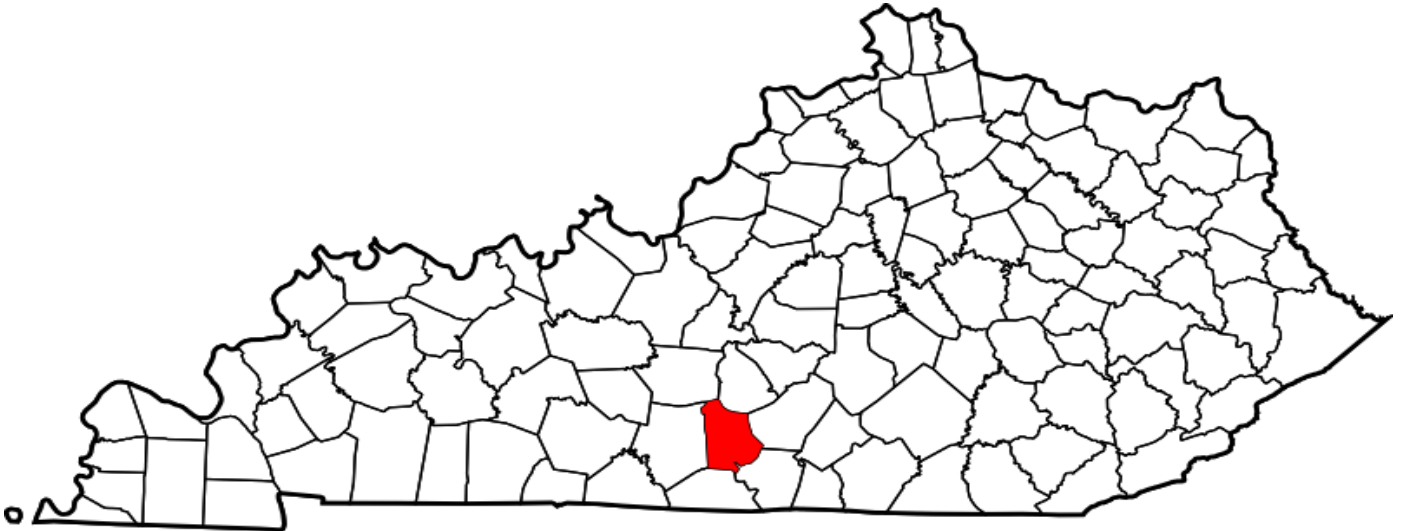
## Metcalfe County

**A CRIME IS COMMITTED IN METCALFE COUNTY  
APPROXIMATELY EVERY 22 HOURS**

### FULL TIME SWORN LAW ENFORCEMENT EMPLOYEES

Agency	Male	Female	Total
STATE POLICE	1005	22	1027
METCALFE COUNTY SHERIFF'S OFFICE	6	0	6
EDMONTON POLICE DEPARTMENT	7	0	7

\*\*Kentucky State Police Troopers may be assigned to multiple counties per post.



County Seat: Edmonton  
Population: 10,107  
Registered Sex Offenders: 35

**METCALFE  
COUNTY**

<b>Group A Offenses</b>	<b>State Police</b>		<b>Sheriff</b>		<b>Edmonton</b>		<b>All Other Agencies</b>		<b>Total</b>	
By Category	Offenses		Offenses		Offenses		Offenses		Offenses	
	Reported	Cleared	Reported	Cleared	Reported	Cleared	Reported	Cleared	Reported	Cleared
Animal Cruelty	0	0	0	0	0	0	0	0	0	0
Arson	0	0	0	0	0	0	0	0	0	0
Assault Offenses	13	13	16	8	14	9	0	0	43	30
Bribery	0	0	0	0	0	0	0	0	0	0
Burglary/Breaking and Entering	3	1	39	2	9	1	0	0	51	4
Counterfeiting/Forgery	1	1	1	0	13	0	0	0	15	1
Destruction/Damage/Vandalism Of Property	3	1	20	4	12	2	0	0	35	7
Drug/Narcotic Offenses	52	42	44	4	35	25	0	0	131	71
Extortion/Blackmail	0	0	0	0	0	0	0	0	0	0
Fraud Offenses	4	3	1	0	2	0	0	0	7	3
Gambling Offenses	0	0	0	0	0	0	0	0	0	0
Homicide Offenses	0	0	0	0	0	0	0	0	0	0
Human Trafficking	0	0	0	0	0	0	0	0	0	0
Kidnapping/Abduction	1	1	0	0	0	0	0	0	1	1
Larceny/Theft Offenses	6	1	41	1	25	1	0	0	72	3
Motor Vehicle Theft	1	1	8	1	3	1	0	0	12	3
Pornography/Obscene Material	1	0	0	0	0	0	0	0	1	0
Prostitution Offenses	0	0	0	0	0	0	0	0	0	0
Robbery	0	0	0	0	0	0	0	0	0	0
Sex Offenses, Forcible	23	17	0	0	0	0	0	0	23	17
Sex Offenses, Nonforcible	0	0	0	0	0	0	0	0	0	0
Stolen Property Offenses (Receiving, etc.)	1	0	1	0	2	0	0	0	4	0
Weapon Law Violations	0	0	1	0	0	0	0	0	1	0
<b>Total</b>	<b>109</b>	<b>81</b>	<b>172</b>	<b>20</b>	<b>115</b>	<b>39</b>	<b>0</b>	<b>0</b>	<b>396</b>	<b>140</b>

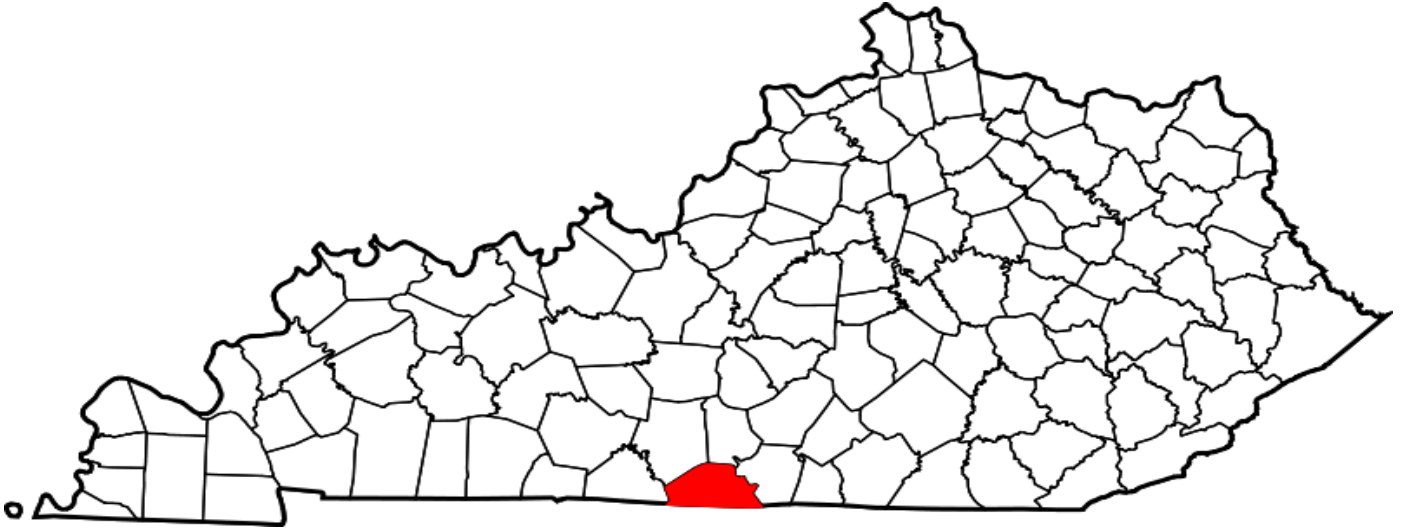
## Monroe County

**A CRIME IS COMMITTED IN MONROE COUNTY  
APPROXIMATELY EVERY 1.5 DAYS**

### FULL TIME SWORN LAW ENFORCEMENT EMPLOYEES

Agency	Male	Female	Total
STATE POLICE	1005	22	1027
MONROE COUNTY SHERIFF'S OFFICE	5	0	5
FOUNTAIN RUN POLICE DEPARTMENT	1	0	1
TOMPKINSVILLE POLICE DEPARTMENT	10	0	10

\*\*Kentucky State Police Troopers may be assigned to multiple counties per post.



County Seat: Tompkinsville  
Population: 10,659  
Registered Sex Offenders: 22

**MONROE  
COUNTY**

<b>Group A Offenses</b>	<b>State Police</b>		<b>Sheriff</b>		<b>Tompkinsville</b>		<b>Fountain Run</b>		<b>All Other Agencies</b>		<b>Total</b>	
By Category	Offenses		Offenses		Offenses		Offenses		Offenses		Offenses	
	Reported	Cleared	Reported	Cleared	Reported	Cleared	Reported	Cleared	Reported	Cleared	Reported	Cleared
Animal Cruelty	0	0	0	0	0	0	0	0	0	0	0	0
Arson	2	1	0	0	0	0	0	0	0	0	2	1
Assault Offenses	8	7	6	4	16	11	0	0	0	0	30	22
Bribery	0	0	0	0	0	0	0	0	0	0	0	0
Burglary/Breaking and Entering	1	1	8	0	1	1	0	0	0	0	10	2
Counterfeiting/Forgery	0	0	1	0	0	0	0	0	0	0	1	0
Destruction/Damage/Vandalism Of Property	1	0	8	1	2	0	0	0	0	0	11	1
Drug/Narcotic Offenses	33	10	27	27	83	68	0	0	0	0	143	105
Extortion/Blackmail	0	0	0	0	0	0	0	0	0	0	0	0
Fraud Offenses	0	0	0	0	0	0	0	0	0	0	0	0
Gambling Offenses	0	0	0	0	0	0	0	0	0	0	0	0
Homicide Offenses	0	0	0	0	0	0	0	0	0	0	0	0
Human Trafficking	0	0	0	0	0	0	0	0	0	0	0	0
Kidnapping/Abduction	0	0	0	0	0	0	0	0	0	0	0	0
Larceny/Theft Offenses	3	1	13	0	5	2	0	0	0	0	21	3
Motor Vehicle Theft	0	0	4	1	0	0	0	0	0	0	4	1
Pornography/Obscene Material	2	2	0	0	0	0	0	0	0	0	2	2
Prostitution Offenses	0	0	0	0	1	0	0	0	0	0	1	0
Robbery	0	0	0	0	0	0	0	0	0	0	0	0
Sex Offenses, Forcible	3	2	0	0	0	0	0	0	0	0	3	2
Sex Offenses, Nonforcible	0	0	0	0	1	1	0	0	0	0	1	1
Stolen Property Offenses (Receiving, etc.)	1	1	0	0	0	0	0	0	0	0	1	1
Weapon Law Violations	0	0	1	1	1	1	0	0	0	0	2	2
<b>Total</b>	<b>54</b>	<b>25</b>	<b>68</b>	<b>34</b>	<b>110</b>	<b>84</b>	<b>0</b>	<b>0</b>	<b>0</b>	<b>0</b>	<b>232</b>	<b>143</b>

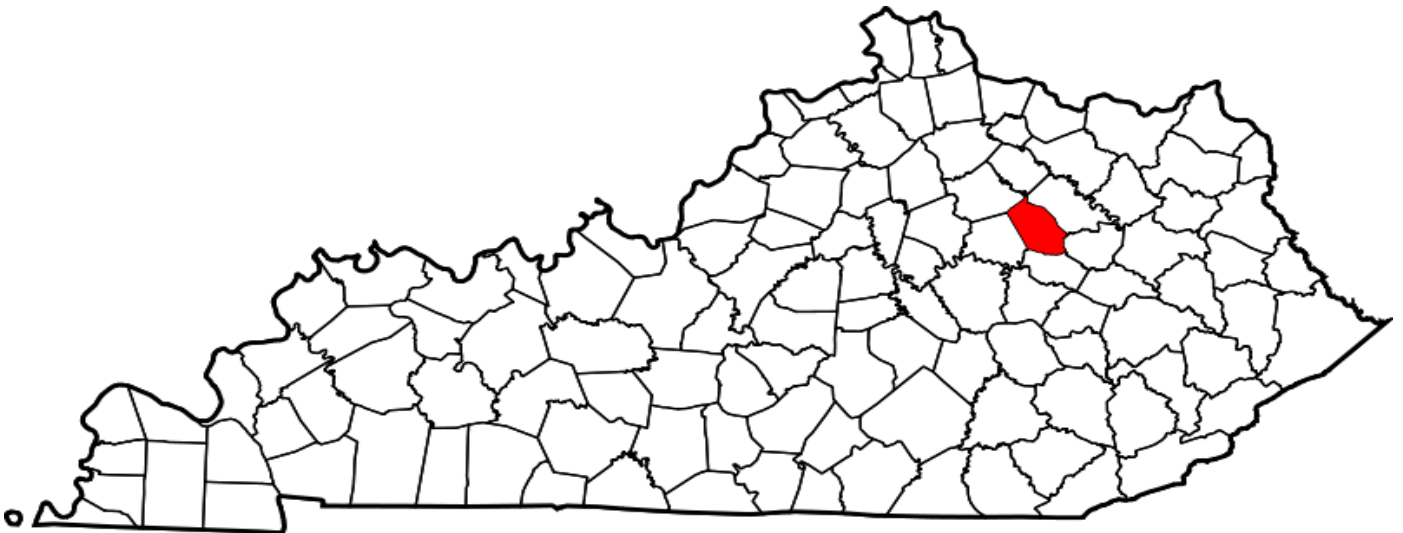
## Montgomery County

**A CRIME IS COMMITTED IN MONTGOMERY COUNTY  
APPROXIMATELY EVERY 6 HOURS**

### FULL TIME SWORN LAW ENFORCEMENT EMPLOYEES

Agency	Male	Female	Total
STATE POLICE	1005	22	1027
MONTGOMERY COUNTY SHERIFF'S OFFICE	15	0	15
MONTGOMERY COUNTY SCHOOL	3	0	3
MOUNT STERLING POLICE DEPARTMENT	21	0	21

\*\*Kentucky State Police Troopers may be assigned to multiple counties per post.



County Seat: Mt. Sterling  
Population: 27,928  
Registered Sex Offenders: 51

**MONTGOMERY  
COUNTY**

<b>Group A Offenses</b>	<b>State Police</b>		<b>Sheriff</b>		<b>Montgomery Co. School</b>		<b>Mount Sterling PD</b>		<b>All Other Agencies</b>		<b>Total</b>	
By Category	Offenses		Offenses		Offenses		Offenses		Offenses		Offenses	
	Reported	Cleared	Reported	Cleared	Reported	Cleared	Reported	Cleared	Reported	Cleared	Reported	Cleared
Animal Cruelty	2	0	0	0	0	0	0	0	0	0	2	0
Arson	0	0	0	0	0	0	3	0	0	0	3	0
Assault Offenses	8	3	83	23	17	5	85	39	0	0	193	70
Bribery	1	0	0	0	0	0	0	0	0	0	1	0
Burglary/Breaking and Entering	2	0	75	2	0	0	34	6	0	0	111	8
Counterfeiting/Forgery	1	0	36	1	0	0	28	3	0	0	65	4
Destruction/Damage/Vandalism Of Property	1	1	41	2	0	0	54	9	0	0	96	12
Drug/Narcotic Offenses	16	6	99	59	1	0	293	199	0	0	409	264
Extortion/Blackmail	0	0	0	0	0	0	0	0	0	0	0	0
Fraud Offenses	2	1	20	0	0	0	48	13	1	0	71	14
Gambling Offenses	0	0	0	0	0	0	1	0	0	0	1	0
Homicide Offenses	0	0	3	3	0	0	1	1	0	0	4	4
Human Trafficking	0	0	0	0	0	0	0	0	0	0	0	0
Kidnapping/Abduction	0	0	1	0	0	0	4	2	0	0	5	2
Larceny/Theft Offenses	9	0	115	6	2	0	252	129	0	0	378	135
Motor Vehicle Theft	3	1	26	1	0	0	17	0	0	0	46	2
Pornography/Obscene Material	2	2	3	0	0	0	0	0	0	0	5	2
Prostitution Offenses	0	0	0	0	0	0	0	0	0	0	0	0
Robbery	0	0	1	1	0	0	5	0	0	0	6	1
Sex Offenses, Forcible	19	6	5	2	0	0	6	2	0	0	30	10
Sex Offenses, Nonforcible	4	4	0	0	0	0	0	0	0	0	4	4
Stolen Property Offenses (Receiving, etc.)	0	0	12	3	0	0	5	4	0	0	17	7
Weapon Law Violations	1	1	1	0	1	1	11	10	0	0	14	12
<b>Total</b>	<b>71</b>	<b>25</b>	<b>521</b>	<b>103</b>	<b>21</b>	<b>6</b>	<b>847</b>	<b>417</b>	<b>1</b>	<b>0</b>	<b>1461</b>	<b>551</b>



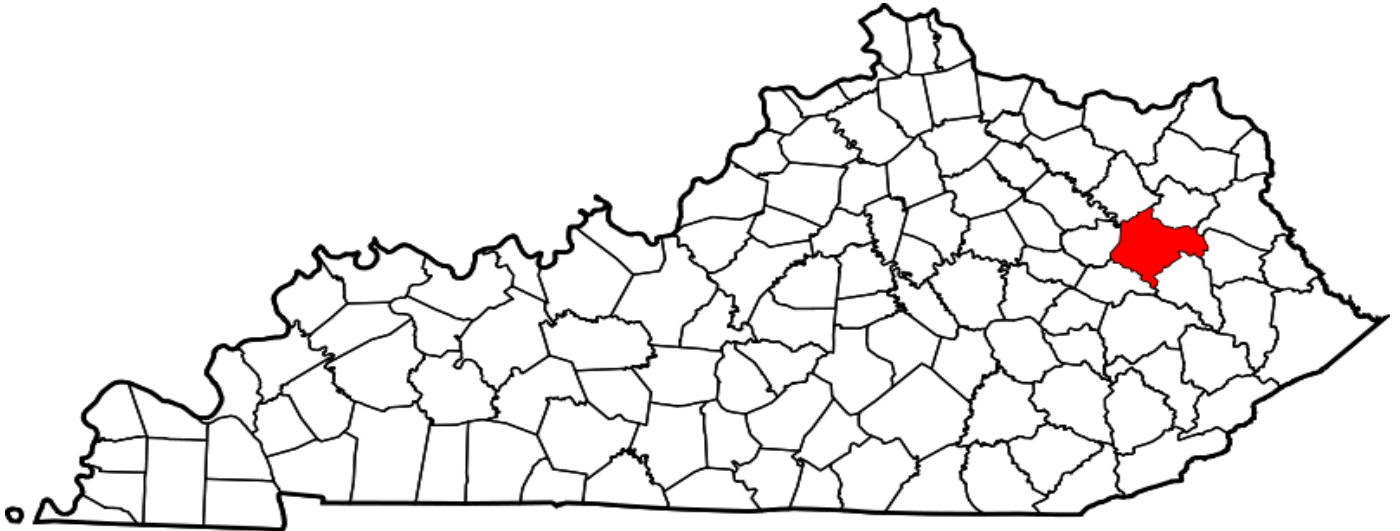
## Morgan County

**A CRIME IS COMMITTED IN MORGAN COUNTY  
APPROXIMATELY EVERY 24 HOURS**

### FULL TIME SWORN LAW ENFORCEMENT EMPLOYEES

Agency	Male	Female	Total
STATE POLICE	1005	22	1027
MORGAN COUNTY SHERIFF'S OFFICE	5	0	5
WEST LIBERTY POLICE DEPARTMENT	6	1	7

\*\*Kentucky State Police Troopers may be assigned to multiple counties per post.



County Seat: West Liberty  
Population: 13,188  
Registered Sex Offenders: 126

## MORGAN COUNTY

Group A Offenses	State Police		Sheriff		West Liberty		All Other Agencies		Total	
By Category	Offenses		Offenses		Offenses		Offenses		Offenses	
	Reported	Cleared	Reported	Cleared	Reported	Cleared	Reported	Cleared	Reported	Cleared
Animal Cruelty	1	0	0	0	0	0	0	0	1	0
Arson	1	0	0	0	0	0	0	0	1	0
Assault Offenses	49	29	20	10	3	3	0	0	72	42
Bribery	1	0	0	0	0	0	0	0	1	0
Burglary/Breaking and Entering	8	6	4	3	1	0	0	0	13	9
Counterfeiting/Forgery	5	3	1	0	1	0	0	0	7	3
Destruction/Damage/Vandalism Of Property	8	3	4	2	2	0	0	0	14	5
Drug/Narcotic Offenses	112	54	11	10	5	5	0	0	128	69
Extortion/Blackmail	0	0	0	0	0	0	0	0	0	0
Fraud Offenses	5	0	0	0	1	0	0	0	6	0
Gambling Offenses	0	0	0	0	0	0	0	0	0	0
Homicide Offenses	0	0	0	0	0	0	0	0	0	0
Human Trafficking	0	0	0	0	0	0	0	0	0	0
Kidnapping/Abduction	2	2	0	0	0	0	0	0	2	2
Larceny/Theft Offenses	26	11	10	3	7	0	8	0	51	14
Motor Vehicle Theft	7	4	4	1	1	0	0	0	12	5
Pornography/Obscene Material	0	0	0	0	0	0	0	0	0	0
Prostitution Offenses	0	0	0	0	0	0	0	0	0	0
Robbery	0	0	0	0	0	0	0	0	0	0
Sex Offenses, Forcible	19	6	0	0	0	0	0	0	19	6
Sex Offenses, Nonforcible	1	1	0	0	0	0	0	0	1	1
Stolen Property Offenses (Receiving, etc.)	5	3	1	0	5	1	0	0	11	4
Weapon Law Violations	10	4	1	1	1	1	0	0	12	6
<b>Total</b>	<b>260</b>	<b>126</b>	<b>56</b>	<b>30</b>	<b>27</b>	<b>10</b>	<b>8</b>	<b>0</b>	<b>351</b>	<b>166</b>

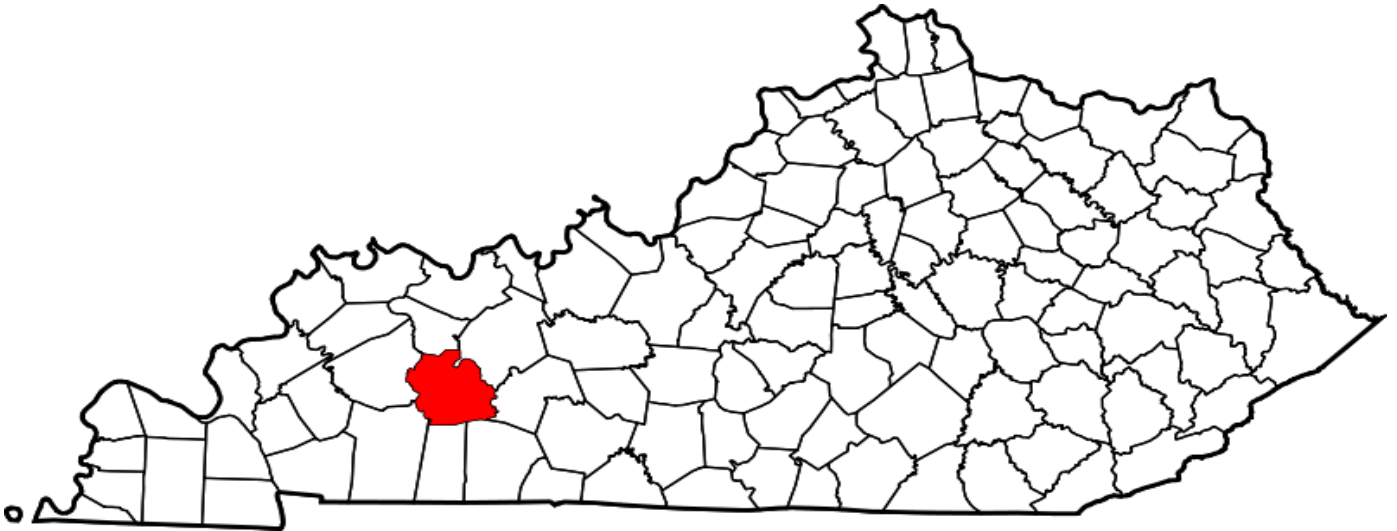
## Muhlenberg County

**A CRIME IS COMMITTED IN MUHLENBERG COUNTY  
APPROXIMATELY EVERY 9 HOURS**

### FULL TIME SWORN LAW ENFORCEMENT EMPLOYEES

Agency	Male	Female	Total
STATE POLICE	1005	22	1027
MUHLENBERG COUNTY SHERIFF'S OFFICE	12	0	12
GREENVILLE POLICE DEPARTMENT	11	0	11
CENTRAL CITY POLICE DEPARTMENT	12	0	12
MUHLENBERG COUNTY POLICE DEPT.	1	0	1
POWDERLY POLICE DEPARTMENT	2	0	2

\*\*Kentucky State Police Troopers may be assigned to multiple counties per post.



County Seat: Greenville  
Population: 30,816  
Registered Sex Offenders: 102

**MUHLENBERG  
COUNTY**

<b>Group A Offenses</b>	<b>State Police</b>		<b>Sheriff</b>		<b>Greenville</b>		<b>Central City</b>		<b>Muhlenberg Co. PD</b>	
By Category	Offenses		Offenses		Offenses		Offenses		Offenses	
	Reported	Cleared	Reported	Cleared	Reported	Cleared	Reported	Cleared	Reported	Cleared
Animal Cruelty	0	0	0	0	0	0	0	0	0	0
Arson	0	0	0	0	0	0	0	0	0	0
Assault Offenses	26	25	23	18	21	16	35	34	3	0
Bribery	0	0	0	0	0	0	0	0	0	0
Burglary/Breaking and Entering	7	1	32	10	4	2	4	4	0	0
Counterfeiting/Forgery	2	1	25	15	3	1	1	1	0	0
Destruction/Damage/Vandalism Of Property	7	3	5	2	3	0	12	11	0	0
Drug/Narcotic Offenses	127	105	87	71	73	66	165	163	0	0
Extortion/Blackmail	0	0	0	0	0	0	0	0	0	0
Fraud Offenses	2	2	23	14	3	0	6	4	0	0
Gambling Offenses	0	0	0	0	0	0	0	0	0	0
Homicide Offenses	0	0	0	0	0	0	0	0	0	0
Human Trafficking	0	0	0	0	0	0	0	0	0	0
Kidnapping/Abduction	1	1	1	1	0	0	2	2	0	0
Larceny/Theft Offenses	18	7	28	7	11	3	55	50	0	0
Motor Vehicle Theft	3	1	19	6	3	0	3	0	0	0
Pornography/Obscene Material	2	2	0	0	0	0	0	0	0	0
Prostitution Offenses	0	0	0	0	0	0	0	0	0	0
Robbery	0	0	1	0	0	0	0	0	0	0
Sex Offenses, Forcible	17	13	2	0	4	4	3	1	0	0
Sex Offenses, Nonforcible	2	2	0	0	1	1	0	0	0	0
Stolen Property Offenses (Receiving, etc.)	6	5	19	18	1	0	3	3	0	0
Weapon Law Violations	8	8	4	3	0	0	7	7	0	0
<b>Total</b>	<b>228</b>	<b>176</b>	<b>269</b>	<b>165</b>	<b>127</b>	<b>93</b>	<b>296</b>	<b>280</b>	<b>3</b>	<b>0</b>

## MUHLENBERG COUNTY

Group A Offenses	Powderly		All Other Agencies		-		-		Total	
By Category	Offenses		Offenses		Offenses		Offenses		Offenses	
	Reported	Cleared	Reported	Cleared	Reported	Cleared	Reported	Cleared	Reported	Cleared
Animal Cruelty	0	0	0	0					0	0
Arson	0	0	1	1					1	1
Assault Offenses	1	1	1	1					110	95
Bribery	0	0	0	0					0	0
Burglary/Breaking and Entering	0	0	0	0					47	17
Counterfeiting/Forgery	1	1	0	0					32	19
Destruction/Damage/Vandalism Of Property	0	0	0	0					27	16
Drug/Narcotic Offenses	2	2	28	21					482	428
Extortion/Blackmail	0	0	0	0					0	0
Fraud Offenses	0	0	2	1					36	21
Gambling Offenses	0	0	0	0					0	0
Homicide Offenses	0	0	0	0					0	0
Human Trafficking	0	0	0	0					0	0
Kidnapping/Abduction	0	0	0	0					4	4
Larceny/Theft Offenses	2	2	0	0					114	69
Motor Vehicle Theft	0	0	1	0					29	7
Pornography/Obscene Material	0	0	0	0					2	2
Prostitution Offenses	0	0	0	0					0	0
Robbery	0	0	0	0					1	0
Sex Offenses, Forcible	0	0	0	0					26	18
Sex Offenses, Nonforcible	0	0	0	0					3	3
Stolen Property Offenses (Receiving, etc.)	0	0	0	0					29	26
Weapon Law Violations	0	0	4	3					23	21
<b>Total</b>	<b>6</b>	<b>6</b>	<b>37</b>	<b>27</b>	<b>0</b>	<b>0</b>	<b>0</b>	<b>0</b>	<b>966</b>	<b>747</b>

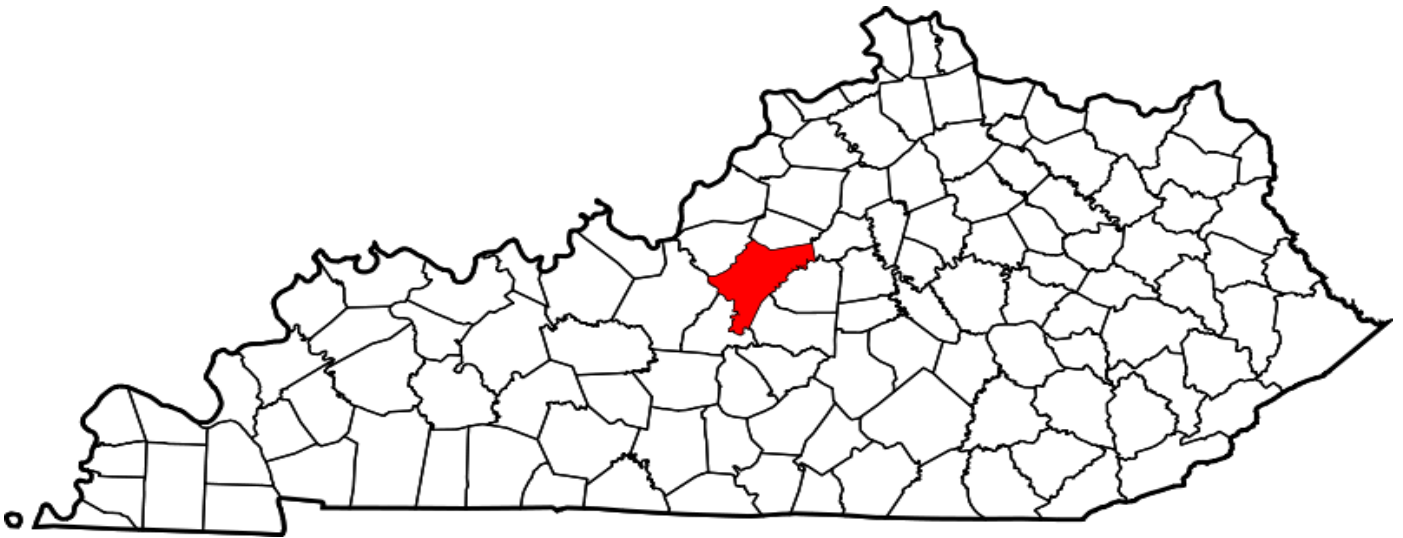
## Nelson County

**A CRIME IS COMMITTED IN NELSON COUNTY  
APPROXIMATELY EVERY 4 HOURS**

### FULL TIME SWORN LAW ENFORCEMENT EMPLOYEES

Agency	Male	Female	Total
STATE POLICE	1005	22	1027
NELSON COUNTY SHERIFF'S OFFICE	23	0	23
BARDSTOWN POLICE DEPARTMENT	27	1	28
BLOOMFIELD POLICE DEPARTMENT	2	0	2
NEW HAVEN POLICE DEPARTMENT	1	0	1

\*\*Kentucky State Police Troopers may be assigned to multiple counties per post.



County Seat: Bardstown  
Population: 45,640  
Registered Sex Offenders: 91

## NELSON COUNTY

Group A Offenses	State Police		Sheriff		Bardstown		Bloomfield PD		New Haven PD		All Other Agencies		Total	
By Category	Offenses		Offenses		Offenses		Offenses		Offenses		Offenses		Offenses	
	Reported	Cleared	Reported	Cleared	Reported	Cleared	Reported	Cleared	Reported	Cleared	Reported	Cleared	Reported	Cleared
Animal Cruelty	0	0	1	1	2	2	0	0	0	0	0	0	3	3
Arson	0	0	1	0	1	0	0	0	0	0	0	0	2	0
Assault Offenses	13	13	46	27	147	89	0	0	0	0	5	0	211	129
Bribery	0	0	0	0	2	1	0	0	0	0	0	0	2	1
Burglary/Breaking and Entering	0	0	38	6	112	16	0	0	0	0	0	0	150	22
Counterfeiting/Forgery	0	0	3	0	45	7	0	0	0	0	0	0	48	7
Destruction/Damage/Vandalism Of Property	2	2	27	4	96	13	0	0	0	0	0	0	125	19
Drug/Narcotic Offenses	32	26	106	71	292	266	1	1	0	0	434	23	865	387
Extortion/Blackmail	0	0	0	0	0	0	0	0	0	0	0	0	0	0
Fraud Offenses	0	0	10	1	26	4	0	0	0	0	0	0	36	5
Gambling Offenses	0	0	0	0	0	0	0	0	0	0	0	0	0	0
Homicide Offenses	0	0	2	1	0	0	0	0	0	0	0	0	2	1
Human Trafficking	0	0	0	0	0	0	0	0	0	0	0	0	0	0
Kidnapping/Abduction	0	0	1	0	2	1	0	0	0	0	0	0	3	1
Larceny/Theft Offenses	1	1	104	8	272	54	3	0	0	0	0	0	380	63
Motor Vehicle Theft	3	2	25	1	27	6	2	0	0	0	0	0	57	9
Pornography/Obscene Material	53	0	0	0	3	2	0	0	0	0	0	0	56	2
Prostitution Offenses	0	0	0	0	0	0	0	0	0	0	0	0	0	0
Robbery	0	0	4	2	11	2	1	0	0	0	0	0	16	4
Sex Offenses, Forcible	1	1	10	2	17	7	0	0	0	0	0	0	28	10
Sex Offenses, Nonforcible	0	0	0	0	3	2	0	0	0	0	0	0	3	2
Stolen Property Offenses (Receiving, etc.)	2	2	14	7	11	4	0	0	0	0	2	1	29	14
Weapon Law Violations	0	0	7	5	16	11	0	0	0	0	9	0	32	16
<b>Total</b>	<b>107</b>	<b>47</b>	<b>399</b>	<b>136</b>	<b>1085</b>	<b>487</b>	<b>7</b>	<b>1</b>	<b>0</b>	<b>0</b>	<b>450</b>	<b>24</b>	<b>2048</b>	<b>695</b>

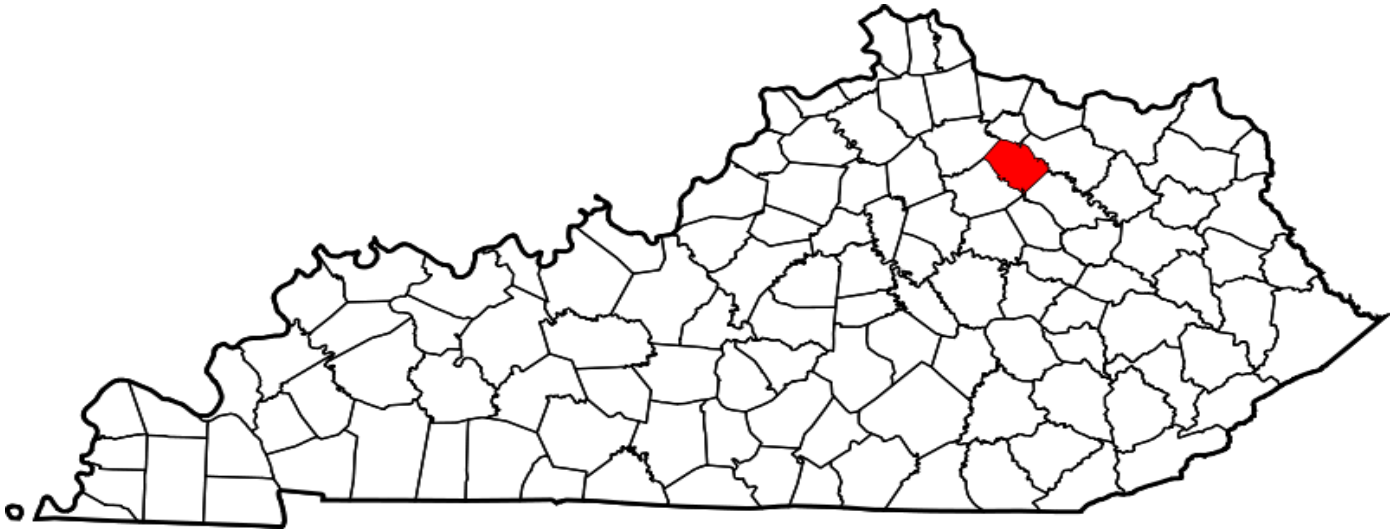
## Nicholas County

**A CRIME IS COMMITTED IN NICHOLAS COUNTY  
APPROXIMATELY EVERY 3 DAYS**

### FULL TIME SWORN LAW ENFORCEMENT EMPLOYEES

Agency	Male	Female	Total
STATE POLICE	1005	22	1027
NICHOLAS COUNTY SHERIFF'S OFFICE	1	0	1
CARLISLE POLICE DEPARTMENT	4	0	4

\*\*Kentucky State Police Troopers may be assigned to multiple counties per post.



County Seat: Carlisle  
Population: 7,130  
Registered Sex Offenders: 11



**NICHOLAS  
COUNTY**

<b>Group A Offenses</b>	<b>State Police</b>		<b>Sheriff</b>		<b>Carlisle</b>		<b>All Other Agencies</b>		<b>Total</b>	
By Category	Offenses		Offenses		Offenses		Offenses		Offenses	
	Reported	Cleared	Reported	Cleared	Reported	Cleared	Reported	Cleared	Reported	Cleared
Animal Cruelty	0	0	0	0	0	0	0	0	0	0
Arson	0	0	0	0	0	0	0	0	0	0
Assault Offenses	1	0	4	4	10	8	0	0	15	12
Bribery	0	0	0	0	0	0	0	0	0	0
Burglary/Breaking and Entering	3	0	3	3	2	1	0	0	8	4
Counterfeiting/Forgery	0	0	6	1	0	0	0	0	6	1
Destruction/Damage/Vandalism Of Property	2	0	2	2	1	0	0	0	5	2
Drug/Narcotic Offenses	1	0	18	18	61	53	0	0	80	71
Extortion/Blackmail	0	0	0	0	0	0	0	0	0	0
Fraud Offenses	0	0	0	0	0	0	0	0	0	0
Gambling Offenses	0	0	0	0	0	0	0	0	0	0
Homicide Offenses	1	0	0	0	0	0	0	0	1	0
Human Trafficking	0	0	0	0	0	0	0	0	0	0
Kidnapping/Abduction	0	0	0	0	0	0	0	0	0	0
Larceny/Theft Offenses	7	4	0	0	2	1	0	0	9	5
Motor Vehicle Theft	0	0	0	0	1	0	0	0	1	0
Pornography/Obscene Material	0	0	0	0	0	0	0	0	0	0
Prostitution Offenses	0	0	0	0	0	0	0	0	0	0
Robbery	0	0	0	0	0	0	0	0	0	0
Sex Offenses, Forcible	2	1	0	0	3	1	0	0	5	2
Sex Offenses, Nonforcible	0	0	0	0	0	0	0	0	0	0
Stolen Property Offenses (Receiving, etc.)	0	0	0	0	0	0	0	0	0	0
Weapon Law Violations	0	0	0	0	1	1	0	0	1	1
<b>Total</b>	<b>17</b>	<b>5</b>	<b>33</b>	<b>28</b>	<b>81</b>	<b>65</b>	<b>0</b>	<b>0</b>	<b>131</b>	<b>98</b>

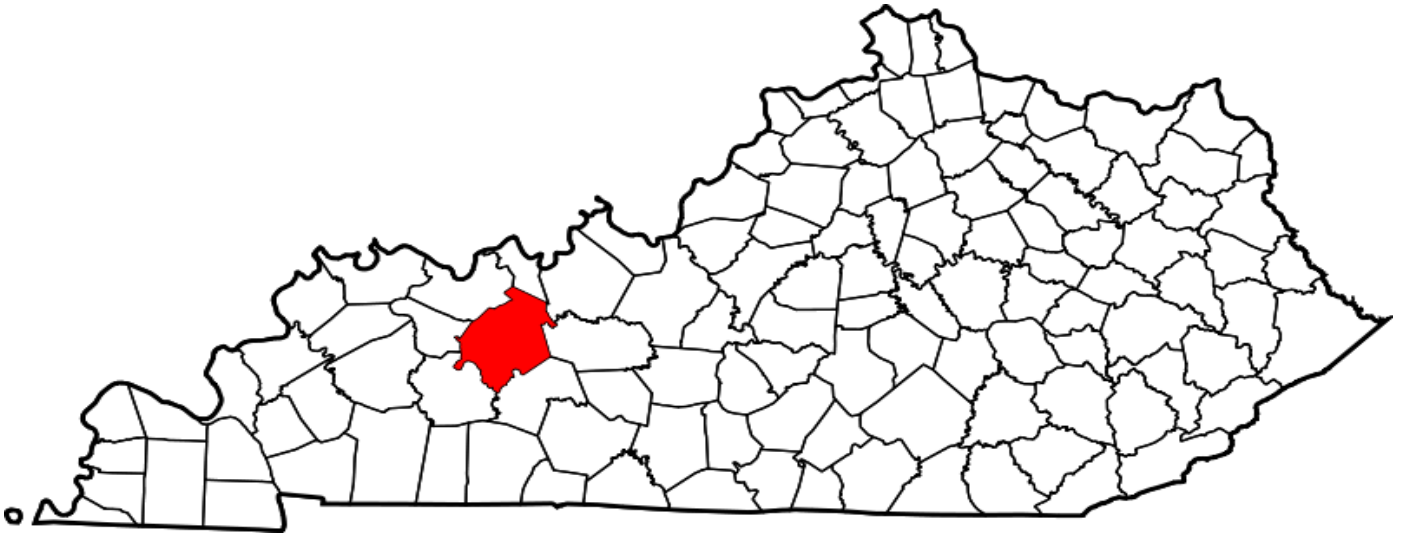
## Ohio County

**A CRIME IS COMMITTED IN OHIO COUNTY  
APPROXIMATELY EVERY 5 HOURS**

### FULL TIME SWORN LAW ENFORCEMENT EMPLOYEES

Agency	Male	Female	Total
STATE POLICE	1005	22	1027
OHIO COUNTY SHERIFF'S OFFICE	16	2	18
HARTFORD POLICE DEPARTMENT	6	0	6
CENTERTOWN POLICE DEPARTMENT	1	0	1
BEAVER DAM POLICE DEPARTMENT	6	0	6

\*\*Kentucky State Police Troopers may be assigned to multiple counties per post.



County Seat: Hartford  
Population: 24,182  
Registered Sex Offenders: 75

# OHIO COUNTY

<b>Group A Offenses</b>	<b>State Police</b>		<b>Sheriff</b>		<b>Hartford</b>		<b>Beaver Dam</b>		<b>Centertown</b>		<b>All Other Agencies</b>		<b>Total</b>	
By Category	Offenses		Offenses		Offenses		Offenses		Offenses		Offenses		Offenses	
	Reported	Cleared	Reported	Cleared	Reported	Cleared	Reported	Cleared	Reported	Cleared	Reported	Cleared	Reported	Cleared
Animal Cruelty	0	0	16	16	0	0	0	0	0	0	0	0	16	16
Arson	1	0	1	0	0	0	0	0	0	0	0	0	2	0
Assault Offenses	30	27	67	47	0	0	33	28	0	0	0	0	130	102
Bribery	0	0	1	0	0	0	0	0	0	0	0	0	1	0
Burglary/Breaking and Entering	7	4	42	4	2	2	1	0	1	1	0	0	53	11
Counterfeiting/Forgery	2	1	9	3	0	0	12	2	0	0	0	0	23	6
Destruction/Damage/Vandalism Of Property	8	5	18	1	1	1	2	1	0	0	0	0	29	8
Drug/Narcotic Offenses	183	181	172	161	25	25	90	81	0	0	0	0	470	448
Extortion/Blackmail	0	0	0	0	0	0	0	0	0	0	0	0	0	0
Fraud Offenses	1	0	6	0	0	0	3	1	0	0	0	0	10	1
Gambling Offenses	0	0	0	0	0	0	0	0	0	0	0	0	0	0
Homicide Offenses	0	0	2	2	0	0	0	0	0	0	0	0	2	2
Human Trafficking	0	0	0	0	0	0	0	0	0	0	0	0	0	0
Kidnapping/Abduction	1	1	3	3	0	0	2	2	0	0	0	0	6	6
Larceny/Theft Offenses	13	4	50	2	2	1	44	20	2	2	0	0	111	29
Motor Vehicle Theft	1	1	20	4	2	2	7	1	0	0	0	0	30	8
Pornography/Obscene Material	1	0	19	16	0	0	0	0	0	0	0	0	20	16
Prostitution Offenses	0	0	0	0	0	0	0	0	0	0	0	0	0	0
Robbery	0	0	4	2	0	0	1	0	0	0	0	0	5	2
Sex Offenses, Forcible	41	32	688	469	2	1	4	1	0	0	0	0	735	503
Sex Offenses, Nonforcible	3	2	4	3	0	0	0	0	0	0	0	0	7	5
Stolen Property Offenses (Receiving, etc.)	6	6	8	4	1	1	1	0	0	0	0	0	16	11
Weapon Law Violations	7	7	7	5	2	2	2	2	0	0	0	0	18	16
<b>Total</b>	<b>305</b>	<b>271</b>	<b>1137</b>	<b>742</b>	<b>37</b>	<b>35</b>	<b>202</b>	<b>139</b>	<b>3</b>	<b>3</b>	<b>0</b>	<b>0</b>	<b>1684</b>	<b>1190</b>

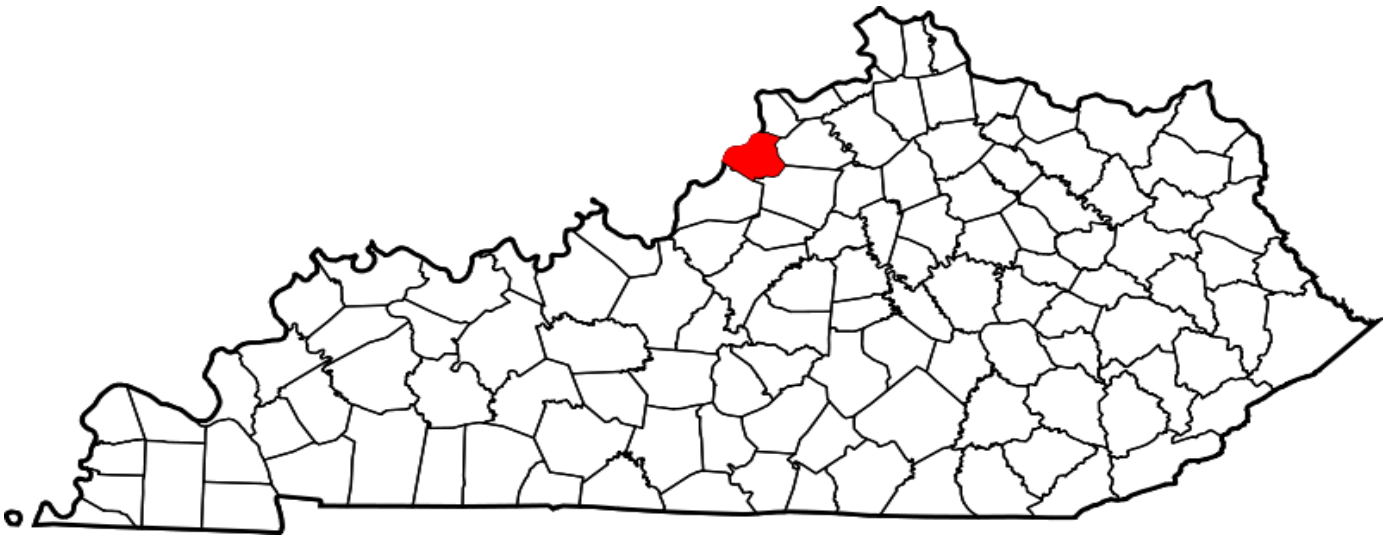
## Oldham County

**A CRIME IS COMMITTED IN OLDHAM COUNTY  
APPROXIMATELY EVERY 5 HOURS**

### FULL TIME SWORN LAW ENFORCEMENT EMPLOYEES

Agency	Male	Female	Total
STATE POLICE	1005	22	1027
OLDHAM COUNTY SHERIFF'S OFFICE	13	0	13
LAGRANGE POLICE DEPARTMENT	15	0	15
PEWEE VALLEY POLICE DEPARTMENT	1	0	1
OLDHAM COUNTY POLICE DEPARTMENT	37	0	37

\*\*Kentucky State Police Troopers may be assigned to multiple counties per post.



County Seat: LaGrange  
Population: 66,415  
Registered Sex Offenders: 351

**OLDHAM  
COUNTY**

<b>Group A Offenses</b>	<b>State Police</b>		<b>Sheriff</b>		<b>LaGrange</b>		<b>Pewee Valley</b>		<b>Oldham Co. PD</b>		<b>All Other Agencies</b>		<b>Total</b>	
By Category	Offenses		Offenses		Offenses		Offenses		Offenses		Offenses		Offenses	
	Reported	Cleared	Reported	Cleared	Reported	Cleared	Reported	Cleared	Reported	Cleared	Reported	Cleared	Reported	Cleared
Animal Cruelty	0	0	0	0	0	0	0	0	1	1	0	0	1	1
Arson	0	0	0	0	2	1	0	0	3	1	0	0	5	2
Assault Offenses	11	9	2	2	57	40	0	0	157	56	0	0	227	107
Bribery	0	0	0	0	0	0	0	0	1	0	0	0	1	0
Burglary/Breaking and Entering	0	0	0	0	24	8	0	0	100	4	0	0	124	12
Counterfeiting/Forgery	2	2	0	0	77	7	0	0	25	3	0	0	104	12
Destruction/Damage/Vandalism Of Property	3	3	2	1	50	15	0	0	104	11	0	0	159	30
Drug/Narcotic Offenses	22	16	4	2	99	89	0	0	64	47	0	0	189	154
Extortion/Blackmail	0	0	0	0	0	0	0	0	2	0	0	0	2	0
Fraud Offenses	11	0	1	0	27	6	0	0	131	4	0	0	170	10
Gambling Offenses	0	0	0	0	0	0	0	0	0	0	0	0	0	0
Homicide Offenses	0	0	0	0	0	0	0	0	0	0	0	0	0	0
Human Trafficking	0	0	0	0	0	0	0	0	0	0	1	0	1	0
Kidnapping/Abduction	0	0	0	0	1	0	0	0	4	0	0	0	5	0
Larceny/Theft Offenses	4	3	5	1	121	30	0	0	337	14	0	0	467	48
Motor Vehicle Theft	0	0	0	0	22	7	0	0	35	5	0	0	57	12
Pornography/Obscene Material	20	20	0	0	0	0	0	0	12	2	0	0	32	22
Prostitution Offenses	0	0	0	0	0	0	0	0	1	0	0	0	1	0
Robbery	0	0	0	0	2	2	0	0	5	0	0	0	7	2
Sex Offenses, Forcible	6	3	0	0	2	2	0	0	47	1	0	0	55	6
Sex Offenses, Nonforcible	0	0	0	0	0	0	0	0	5	0	0	0	5	0
Stolen Property Offenses (Receiving, etc.)	2	1	1	0	6	5	0	0	18	5	0	0	27	11
Weapon Law Violations	6	2	0	0	2	2	0	0	5	1	0	0	13	5
<b>Total</b>	<b>87</b>	<b>59</b>	<b>15</b>	<b>6</b>	<b>492</b>	<b>214</b>	<b>0</b>	<b>0</b>	<b>1057</b>	<b>155</b>	<b>1</b>	<b>0</b>	<b>1652</b>	<b>434</b>

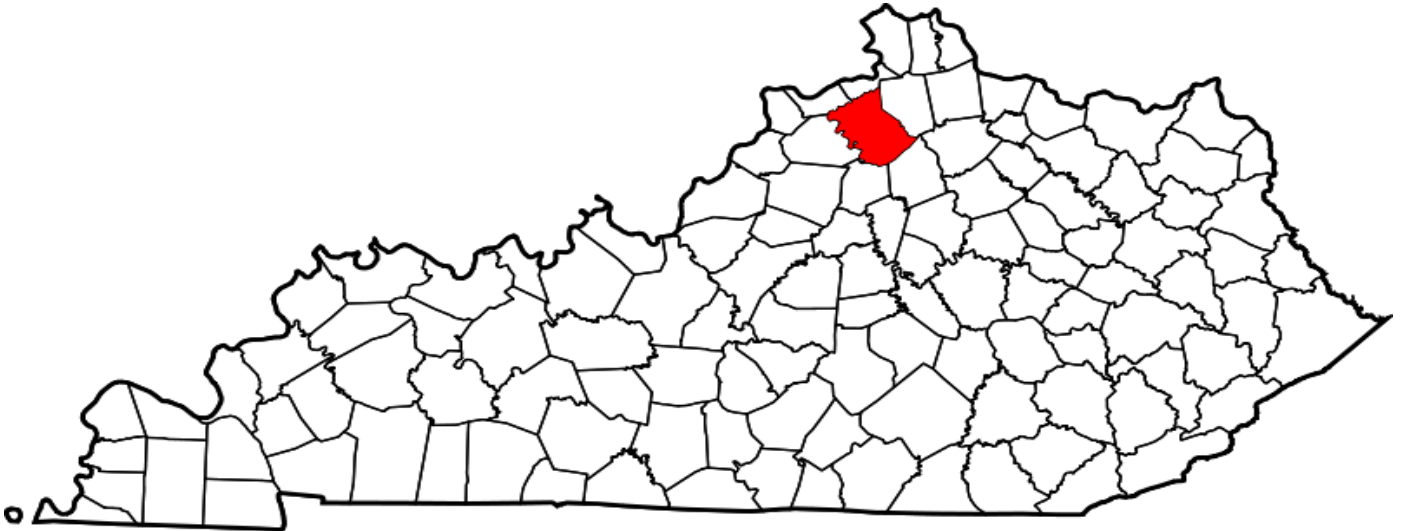
## Owen County

**A CRIME IS COMMITTED IN OWEN COUNTY  
APPROXIMATELY EVERY 1.5 DAYS**

### FULL TIME SWORN LAW ENFORCEMENT EMPLOYEES

Agency	Male	Female	Total
STATE POLICE	1005	22	1027
OWEN COUNTY SHERIFF'S OFFICE	4	0	4
OWENTON POLICE DEPARTMENT	3	0	3

\*\*Kentucky State Police Troopers may be assigned to multiple counties per post.



County Seat: Owenton  
Population: 10,765  
Registered Sex Offenders: 28

## OWEN COUNTY

Group A Offenses	State Police		Sheriff		Owenton		All Other Agencies		Total	
By Category	Offenses		Offenses		Offenses		Offenses		Offenses	
	Reported	Cleared	Reported	Cleared	Reported	Cleared	Reported	Cleared	Reported	Cleared
Animal Cruelty	0	0	0	0	0	0	0	0	0	0
Arson	0	0	0	0	0	0	0	0	0	0
Assault Offenses	28	28	7	6	1	0	0	0	36	34
Bribery	0	0	0	0	0	0	0	0	0	0
Burglary/Breaking and Entering	6	2	16	2	0	0	0	0	22	4
Counterfeiting/Forgery	1	0	0	0	0	0	0	0	1	0
Destruction/Damage/Vandalism Of Property	1	1	8	3	2	0	0	0	11	4
Drug/Narcotic Offenses	35	35	23	22	9	5	0	0	67	62
Extortion/Blackmail	0	0	0	0	0	0	0	0	0	0
Fraud Offenses	2	1	2	1	0	0	0	0	4	2
Gambling Offenses	0	0	0	0	0	0	0	0	0	0
Homicide Offenses	2	2	0	0	0	0	0	0	2	2
Human Trafficking	1	1	0	0	0	0	0	0	1	1
Kidnapping/Abduction	0	0	0	0	0	0	0	0	0	0
Larceny/Theft Offenses	9	3	18	1	4	1	0	0	31	5
Motor Vehicle Theft	4	3	7	5	0	0	0	0	11	8
Pornography/Obscene Material	22	20	0	0	0	0	0	0	22	20
Prostitution Offenses	0	0	0	0	0	0	0	0	0	0
Robbery	0	0	0	0	0	0	0	0	0	0
Sex Offenses, Forcible	11	7	0	0	0	0	0	0	11	7
Sex Offenses, Nonforcible	0	0	0	0	0	0	0	0	0	0
Stolen Property Offenses (Receiving, etc.)	0	0	1	1	0	0	0	0	1	1
Weapon Law Violations	2	2	1	1	0	0	0	0	3	3
<b>Total</b>	<b>124</b>	<b>105</b>	<b>83</b>	<b>42</b>	<b>16</b>	<b>6</b>	<b>0</b>	<b>0</b>	<b>223</b>	<b>153</b>

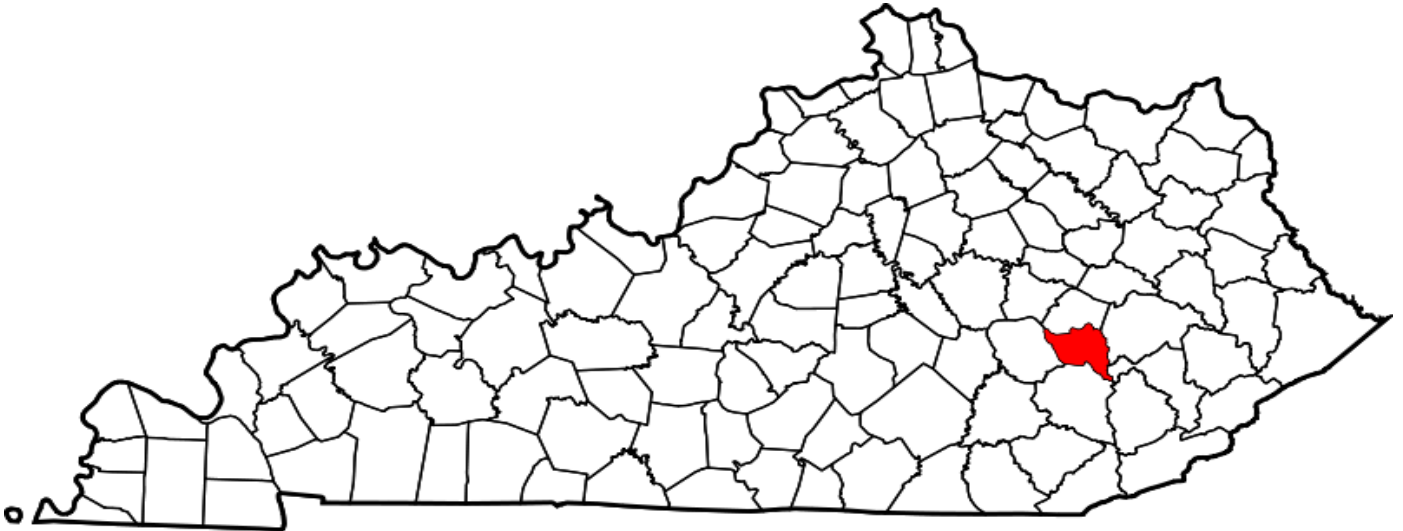
## Owsley County

**A CRIME IS COMMITTED IN OWSLEY COUNTY  
APPROXIMATELY EVERY 4 Days**

### FULL TIME SWORN LAW ENFORCEMENT EMPLOYEES

Agency	Male	Female	Total
STATE POLICE	1005	22	1027
OWSLEY COUNTY SHERIFF'S OFFICE	3	0	3
BOONEVILLE POLICE DEPARTMENT	1	0	1

\*\*Kentucky State Police Troopers may be assigned to multiple counties per post.



County Seat: Booneville  
Population: 4,435  
Registered Sex Offenders: 9



**OWSLEY  
COUNTY**

<b>Group A Offenses</b>	<b>State Police</b>		<b>Sheriff</b>		<b>Booneville PD</b>		<b>All Other Agencies</b>		<b>Total</b>	
By Category	Offenses		Offenses		Offenses		Offenses		Offenses	
	Reported	Cleared	Reported	Cleared	Reported	Cleared	Reported	Cleared	Reported	Cleared
Animal Cruelty	0	0	0	0	0	0	0	0	0	0
Arson	1	0	0	0	0	0	0	0	1	0
Assault Offenses	24	18	0	0	0	0	0	0	24	18
Bribery	0	0	0	0	0	0	0	0	0	0
Burglary/Breaking and Entering	5	1	0	0	0	0	0	0	5	1
Counterfeiting/Forgery	0	0	0	0	0	0	0	0	0	0
Destruction/Damage/Vandalism Of Property	2	1	0	0	0	0	0	0	2	1
Drug/Narcotic Offenses	41	31	0	0	0	0	0	0	41	31
Extortion/Blackmail	0	0	0	0	0	0	0	0	0	0
Fraud Offenses	1	0	0	0	0	0	0	0	1	0
Gambling Offenses	0	0	0	0	0	0	0	0	0	0
Homicide Offenses	0	0	0	0	0	0	0	0	0	0
Human Trafficking	0	0	0	0	0	0	0	0	0	0
Kidnapping/Abduction	0	0	0	0	0	0	0	0	0	0
Larceny/Theft Offenses	2	0	0	0	0	0	0	0	2	0
Motor Vehicle Theft	3	1	0	0	0	0	0	0	3	1
Pornography/Obscene Material	3	0	0	0	0	0	0	0	3	0
Prostitution Offenses	0	0	0	0	0	0	0	0	0	0
Robbery	0	0	0	0	0	0	0	0	0	0
Sex Offenses, Forcible	4	1	0	0	0	0	0	0	4	1
Sex Offenses, Nonforcible	0	0	0	0	0	0	0	0	0	0
Stolen Property Offenses (Receiving, etc.)	1	0	0	0	0	0	0	0	1	0
Weapon Law Violations	9	9	0	0	0	0	0	0	9	9
<b>Total</b>	<b>96</b>	<b>62</b>	<b>0</b>	<b>0</b>	<b>0</b>	<b>0</b>	<b>0</b>	<b>0</b>	<b>96</b>	<b>62</b>

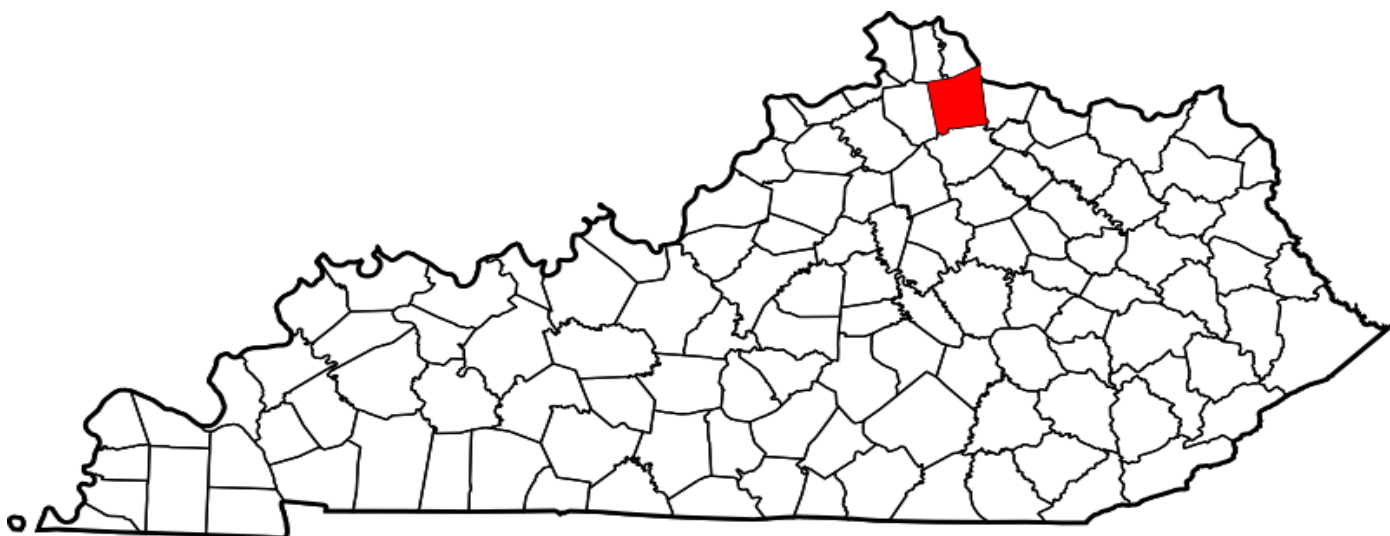
## ***Pendleton County***

**A CRIME IS COMMITTED IN PENDLETON COUNTY  
APPROXIMATELY EVERY 18 HOURS**

### **FULL TIME SWORN LAW ENFORCEMENT EMPLOYEES**

<b>Agency</b>	<b>Male</b>	<b>Female</b>	<b>Total</b>
STATE POLICE	1005	22	<b>1027</b>
PENDLETON COUNTY SHERIFF'S OFFICE	7	0	<b>7</b>
FALMOUTH POLICE DEPARTMENT	5	1	<b>6</b>

\*\*Kentucky State Police Troopers may be assigned to multiple counties per post.



County Seat: Falmouth  
Population: 14,573  
Registered Sex Offenders: 29

**PENDLETON  
COUNTY**

<b>Group A Offenses</b>	<b>State Police</b>		<b>Sheriff</b>		<b>Falmouth</b>		<b>All Other Agencies</b>		<b>Total</b>	
By Category	Offenses		Offenses		Offenses		Offenses		Offenses	
	Reported	Cleared	Reported	Cleared	Reported	Cleared	Reported	Cleared	Reported	Cleared
Animal Cruelty	0	0	1	0	1	1	0	0	2	1
Arson	0	0	0	0	1	0	0	0	1	0
Assault Offenses	24	10	61	24	56	22	1	1	142	57
Bribery	0	0	0	0	0	0	0	0	0	0
Burglary/Breaking and Entering	6	1	27	10	9	0	0	0	42	11
Counterfeiting/Forgery	0	0	1	0	2	0	0	0	3	0
Destruction/Damage/Vandalism Of Property	3	1	37	8	18	1	0	0	58	10
Drug/Narcotic Offenses	15	15	15	4	46	43	0	0	76	62
Extortion/Blackmail	0	0	0	0	0	0	0	0	0	0
Fraud Offenses	1	0	9	1	1	1	0	0	11	2
Gambling Offenses	0	0	0	0	0	0	0	0	0	0
Homicide Offenses	0	0	0	0	0	0	0	0	0	0
Human Trafficking	0	0	0	0	0	0	0	0	0	0
Kidnapping/Abduction	0	0	0	0	2	0	0	0	2	0
Larceny/Theft Offenses	4	0	47	2	26	4	0	0	77	6
Motor Vehicle Theft	3	0	11	3	2	0	0	0	16	3
Pornography/Obscene Material	1	1	1	1	0	0	0	0	2	2
Prostitution Offenses	0	0	0	0	0	0	0	0	0	0
Robbery	0	0	0	0	1	1	0	0	1	1
Sex Offenses, Forcible	12	5	1	1	0	0	0	0	13	6
Sex Offenses, Nonforcible	5	1	0	0	0	0	0	0	5	1
Stolen Property Offenses (Receiving, etc.)	3	2	3	2	0	0	0	0	6	4
Weapon Law Violations	2	1	7	4	4	4	0	0	13	9
<b>Total</b>	<b>79</b>	<b>37</b>	<b>221</b>	<b>60</b>	<b>169</b>	<b>77</b>	<b>1</b>	<b>1</b>	<b>470</b>	<b>175</b>

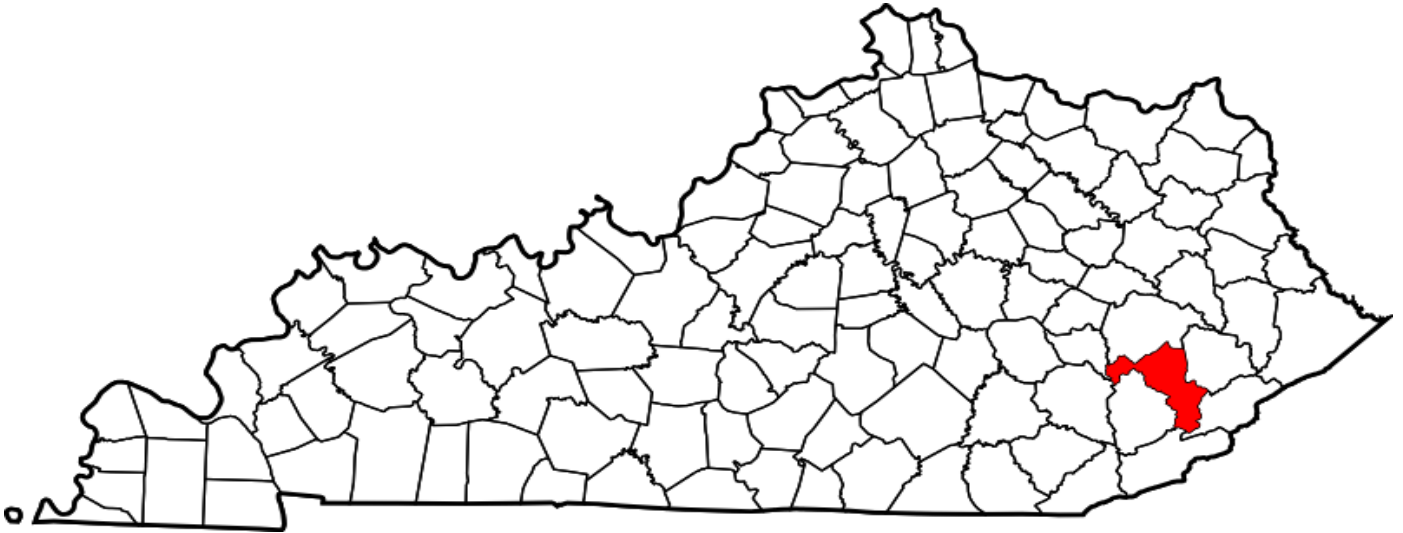
## Perry County

**A CRIME IS COMMITTED IN PERRY COUNTY  
APPROXIMATELY EVERY 7 HOURS**

### FULL TIME SWORN LAW ENFORCEMENT EMPLOYEES

Agency	Male	Female	Total
STATE POLICE	1005	22	1027
PERRY COUNTY SHERIFF'S OFFICE	10	0	10
HAZARD POLICE DEPARTMENT	18	0	18

\*\*Kentucky State Police Troopers may be assigned to multiple counties per post.



County Seat: Hazard  
Population: 26,553  
Registered Sex Offenders: 56

**PERRY  
COUNTY**

<b>Group A Offenses</b>	<b>State Police</b>		<b>Sheriff</b>		<b>Hazard</b>		<b>All Other Agencies</b>		<b>-</b>		<b>Total</b>	
By Category	Offenses		Offenses		Offenses		Offenses		Offenses		Offenses	
	Reported	Cleared	Reported	Cleared	Reported	Cleared	Reported	Cleared	Reported	Cleared	Reported	Cleared
Animal Cruelty	1	0	7	0	0	0	0	0			8	0
Arson	0	0	1	0	2	0	0	0			3	0
Assault Offenses	50	42	8	6	31	23	0	0			89	71
Bribery	1	1	0	0	0	0	0	0			1	1
Burglary/Breaking and Entering	30	9	12	5	19	4	0	0			61	18
Counterfeiting/Forgery	59	56	0	0	5	0	0	0			64	56
Destruction/Damage/Vandalism Of Property	16	10	6	5	8	2	0	0			30	17
Drug/Narcotic Offenses	160	113	9	9	163	116	42	42			374	280
Extortion/Blackmail	0	0	0	0	0	0	0	0			0	0
Fraud Offenses	0	0	0	0	81	1	2	1			83	2
Gambling Offenses	0	0	0	0	0	0	0	0			0	0
Homicide Offenses	1	1	4	3	1	1	0	0			6	5
Human Trafficking	0	0	0	0	0	0	0	0			0	0
Kidnapping/Abduction	0	0	1	1	4	3	0	0			5	4
Larceny/Theft Offenses	43	20	15	0	210	86	0	0			268	106
Motor Vehicle Theft	21	5	15	1	17	1	0	0			53	7
Pornography/Obscene Material	0	0	0	0	0	0	0	0			0	0
Prostitution Offenses	0	0	0	0	0	0	0	0			0	0
Robbery	0	0	2	0	5	2	0	0			7	2
Sex Offenses, Forcible	11	4	0	0	7	3	0	0			18	7
Sex Offenses, Nonforcible	2	0	0	0	1	0	0	0			3	0
Stolen Property Offenses (Receiving, etc.)	6	4	3	3	6	6	0	0			15	13
Weapon Law Violations	18	18	4	2	12	11	0	0			34	31
<b>Total</b>	<b>419</b>	<b>283</b>	<b>87</b>	<b>35</b>	<b>572</b>	<b>259</b>	<b>44</b>	<b>43</b>	<b>0</b>	<b>0</b>	<b>1122</b>	<b>620</b>

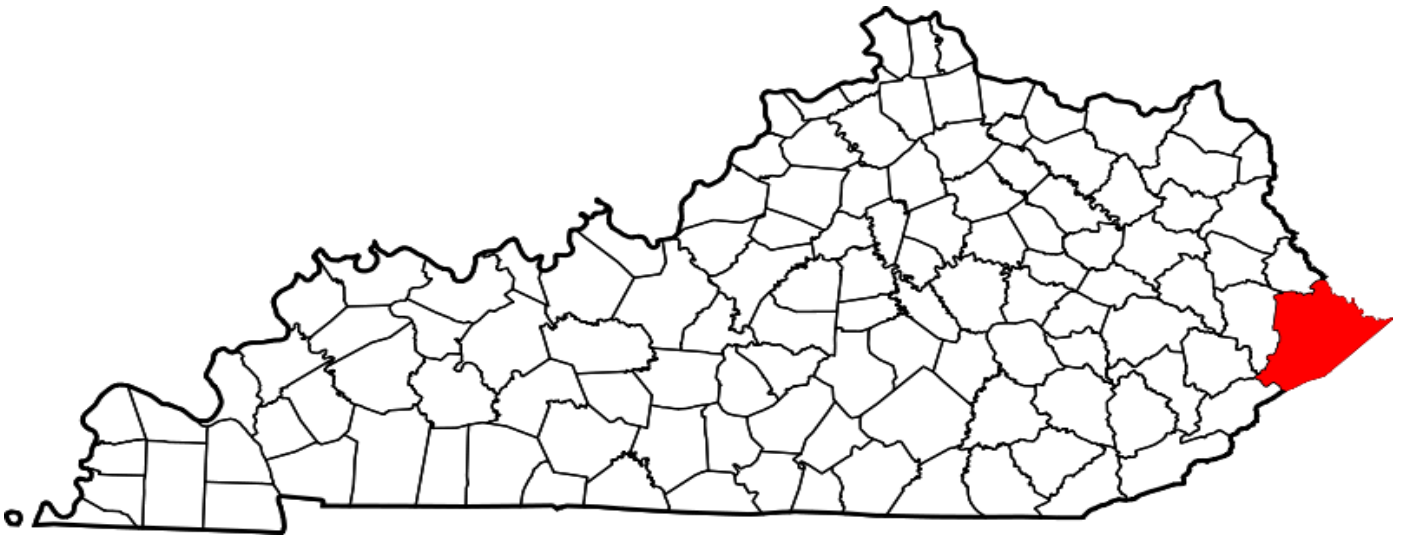
## Pike County

**A CRIME IS COMMITTED IN PIKE COUNTY  
APPROXIMATELY EVERY 4 HOURS**

### FULL TIME SWORN LAW ENFORCEMENT EMPLOYEES

Agency	Male	Female	Total
STATE POLICE	1005	22	1027
PIKE COUNTY SHERIFF'S OFFICE	11	0	11
COAL RUN VILLAGE POLICE DEPARTMENT	3	0	3
ELKHORN CITY POLICE DEPARTMENT	2	0	2
PIKEVILLE POLICE DEPARTMENT	22	0	22

\*\*Kentucky State Police Troopers may be assigned to multiple counties per post.



County Seat: Pikeville  
Population: 58,883  
Registered Sex Offenders: 112

**PIKE  
COUNTY**

<b>Group A Offenses</b>	<b>State Police</b>		<b>Sheriff</b>		<b>Coal Run Village</b>		<b>Elkhorn City PD</b>		<b>Pikeville</b>		<b>All Other Agencies</b>		<b>Total</b>	
By Category	Offenses		Offenses		Offenses		Offenses		Offenses		Offenses		Offenses	
	Reported	Cleared	Reported	Cleared	Reported	Cleared	Reported	Cleared	Reported	Cleared	Reported	Cleared	Reported	Cleared
Animal Cruelty	0	0	0	0	0	0	0	0	1	0	0	0	1	0
Arson	4	1	0	0	0	0	0	0	1	0	0	0	5	1
Assault Offenses	126	75	4	2	1	0	0	0	68	47	1	0	200	124
Bribery	0	0	0	0	0	0	0	0	0	0	0	0	0	0
Burglary/Breaking and Entering	52	11	8	2	2	1	2	0	55	28	0	0	119	42
Counterfeiting/Forgery	3	1	2	0	0	0	0	0	4	0	0	0	9	1
Destruction/Damage/Vandalism Of Property	22	10	5	2	2	0	1	0	38	13	0	0	68	25
Drug/Narcotic Offenses	486	120	35	30	12	10	0	0	575	485	3	3	1111	648
Extortion/Blackmail	0	0	0	0	0	0	0	0	0	0	0	0	0	0
Fraud Offenses	9	2	1	0	2	1	0	0	22	8	0	0	34	11
Gambling Offenses	0	0	0	0	0	0	0	0	1	1	0	0	1	1
Homicide Offenses	2	1	0	0	0	0	0	0	0	0	0	0	2	1
Human Trafficking	0	0	0	0	0	0	0	0	0	0	0	0	0	0
Kidnapping/Abduction	2	1	0	0	0	0	0	0	2	1	0	0	4	2
Larceny/Theft Offenses	57	8	27	9	22	10	1	0	328	198	0	0	435	225
Motor Vehicle Theft	19	3	7	0	0	0	0	0	8	3	0	0	34	6
Pornography/Obscene Material	1	0	0	0	0	0	0	0	4	0	0	0	5	0
Prostitution Offenses	0	0	0	0	0	0	0	0	0	0	0	0	0	0
Robbery	6	1	0	0	1	0	0	0	0	0	0	0	7	1
Sex Offenses, Forcible	20	5	2	2	0	0	0	0	13	4	0	0	35	11
Sex Offenses, Nonforcible	3	0	0	0	0	0	0	0	0	0	0	0	3	0
Stolen Property Offenses (Receiving, etc.)	6	2	1	0	1	1	0	0	11	9	0	0	19	12
Weapon Law Violations	17	15	2	2	1	1	0	0	24	23	0	0	44	41
<b>Total</b>	<b>835</b>	<b>256</b>	<b>94</b>	<b>49</b>	<b>44</b>	<b>24</b>	<b>4</b>	<b>0</b>	<b>1155</b>	<b>820</b>	<b>4</b>	<b>3</b>	<b>2136</b>	<b>1152</b>

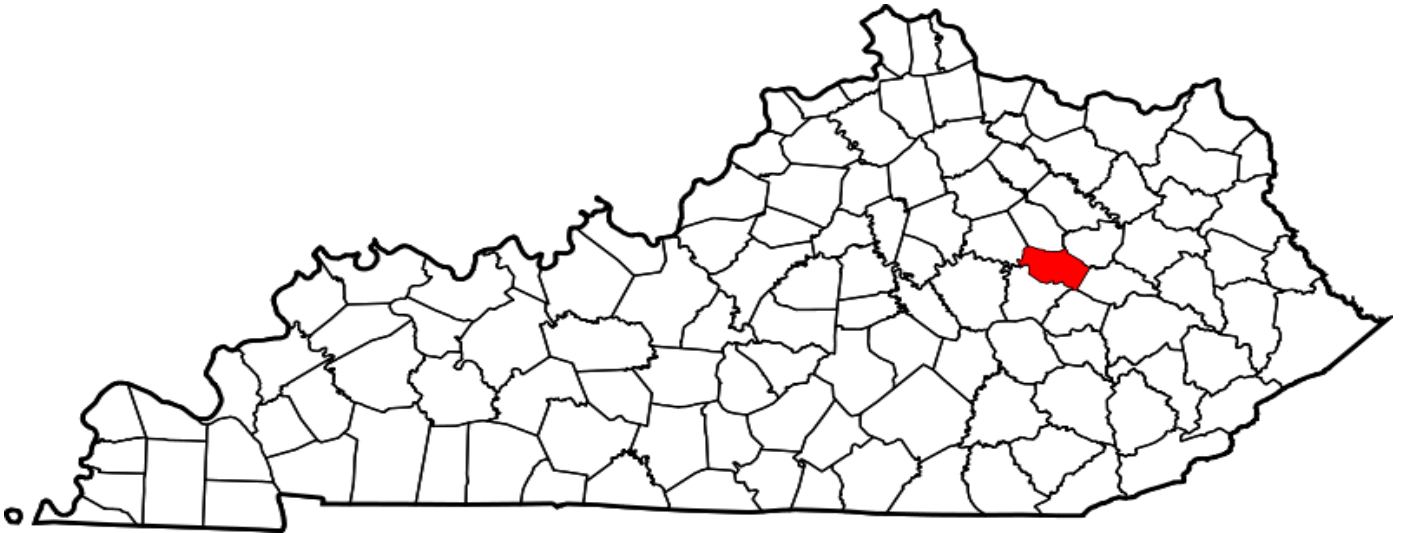
## Powell County

**A CRIME IS COMMITTED IN POWELL COUNTY  
APPROXIMATELY EVERY 24 HOURS**

### FULL TIME SWORN LAW ENFORCEMENT EMPLOYEES

Agency	Male	Female	Total
STATE POLICE	1005	22	1027
POWELL COUNTY SHERIFF'S OFFICE	3	0	3
CLAY CITY POLICE DEPARTMENT	1	0	1
STANTON POLICE DEPARTMENT	6	0	6

\*\*Kentucky State Police Troopers may be assigned to multiple counties per post.



County Seat: Stanton  
Population: 12,374  
Registered Sex Offenders: 41



**POWELL  
COUNTY**

<b>Group A Offenses</b>	<b>State Police</b>		<b>Sheriff</b>		<b>Clay City</b>		<b>Stanton</b>		<b>All Other Agencies</b>		<b>Total</b>	
By Category	Offenses		Offenses		Offenses		Offenses		Offenses		Offenses	
	Reported	Cleared	Reported	Cleared	Reported	Cleared	Reported	Cleared	Reported	Cleared	Reported	Cleared
Animal Cruelty	0	0	0	0	0	0	1	1	0	0	1	1
Arson	0	0	0	0	0	0	0	0	0	0	0	0
Assault Offenses	17	7	2	1	0	0	15	11	0	0	34	19
Bribery	0	0	0	0	0	0	0	0	0	0	0	0
Burglary/Breaking and Entering	11	0	3	1	0	0	29	9	0	0	43	10
Counterfeiting/Forgery	3	0	0	0	0	0	8	2	0	0	11	2
Destruction/Damage/Vandalism Of Property	2	1	0	0	0	0	9	3	2	0	13	4
Drug/Narcotic Offenses	30	25	0	0	8	0	45	35	0	0	83	60
Extortion/Blackmail	0	0	0	0	0	0	0	0	0	0	0	0
Fraud Offenses	4	0	1	0	0	0	3	1	0	0	8	1
Gambling Offenses	0	0	0	0	0	0	0	0	0	0	0	0
Homicide Offenses	1	0	0	0	0	0	0	0	0	0	1	0
Human Trafficking	0	0	0	0	0	0	0	0	0	0	0	0
Kidnapping/Abduction	1	1	0	0	0	0	3	0	0	0	4	1
Larceny/Theft Offenses	10	1	7	1	1	0	68	23	1	0	87	25
Motor Vehicle Theft	10	1	7	0	0	0	4	1	0	0	21	2
Pornography/Obscene Material	0	0	0	0	0	0	0	0	0	0	0	0
Prostitution Offenses	0	0	0	0	0	0	0	0	0	0	0	0
Robbery	1	0	0	0	0	0	0	0	0	0	1	0
Sex Offenses, Forcible	14	3	0	0	0	0	2	2	0	0	16	5
Sex Offenses, Nonforcible	0	0	0	0	0	0	0	0	0	0	0	0
Stolen Property Offenses (Receiving, etc.)	0	0	0	0	0	0	7	1	0	0	7	1
Weapon Law Violations	0	0	0	0	0	0	3	0	0	0	3	0
<b>Total</b>	<b>104</b>	<b>39</b>	<b>20</b>	<b>3</b>	<b>9</b>	<b>0</b>	<b>197</b>	<b>89</b>	<b>3</b>	<b>0</b>	<b>333</b>	<b>131</b>

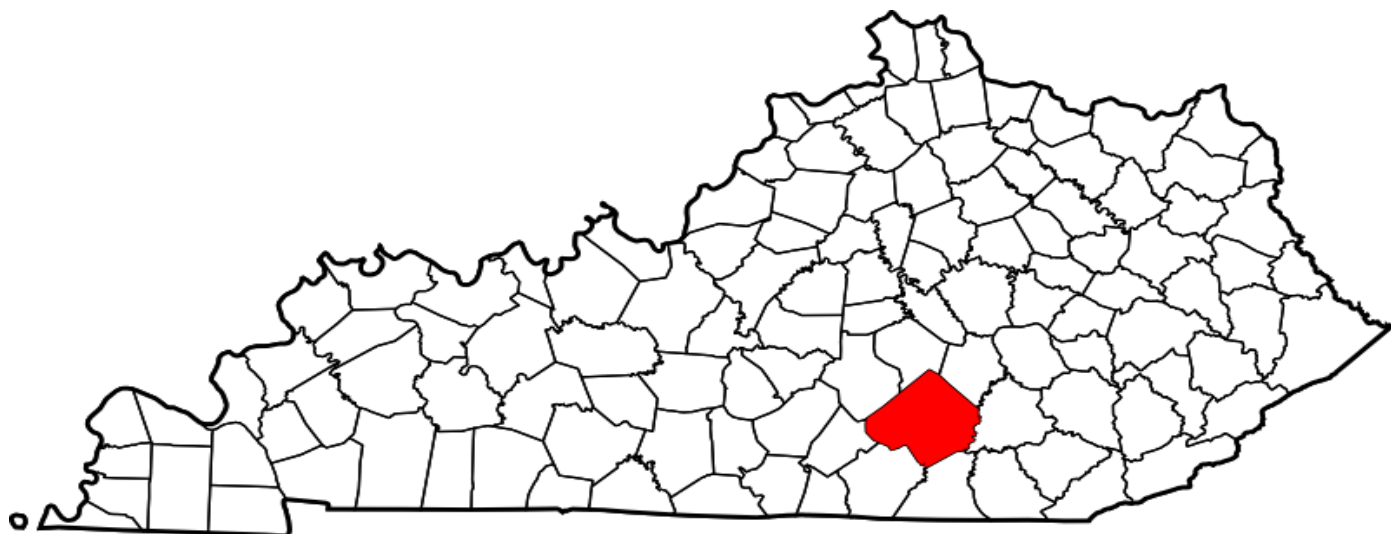
## *Pulaski County*

**A CRIME IS COMMITTED IN PULASKI COUNTY  
APPROXIMATELY EVERY 3 HOURS**

### FULL TIME SWORN LAW ENFORCEMENT EMPLOYEES

Agency	Male	Female	Total
STATE POLICE	1005	22	1027
PULASKI COUNTY SHERIFF'S OFFICE	44	2	46
PULASKI COUNTY DETENTION CENTER	26	17	43
PULASKI COUNTY CONSTABLE DISTRICT 5	1	0	1
SOMERSET POLICE DEPARTMENT	36	1	37
EUBANK POLICE DEPARTMENT	1	0	1
BURNSIDE POLICE DEPARTMENT	5	0	5
LAKE CUMBERLAND DRUG TASK FORCE	3	0	3
FERGUSON POLICE DEPARTMENT	1	0	1

\*\*Kentucky State Police Troopers may be assigned to multiple counties per post.



County Seat: Somerset  
Population: 64,449  
Registered Sex Offenders: 115

**PULASKI  
COUNTY**

<b>Group A Offenses</b>	<b>State Police</b>		<b>Sheriff</b>		<b>Pulaski Det. Center</b>		<b>Eubank Police</b>		<b>Somerset</b>		<b>Burnside</b>	
By Category	Offenses		Offenses		Offenses		Offenses		Offenses		Offenses	
	Reported	Cleared	Reported	Cleared	Reported	Cleared	Reported	Cleared	Reported	Cleared	Reported	Cleared
Animal Cruelty	0	0	1	0	0	0	0	0	1	0	0	0
Arson	1	0	0	0	0	0	0	0	2	1	0	0
Assault Offenses	29	23	134	54	0	0	0	0	151	77	16	16
Bribery	1	1	0	0	0	0	0	0	0	0	0	0
Burglary/Breaking and Entering	2	0	184	12	0	0	0	0	58	22	4	1
Counterfeiting/Forgery	0	0	62	2	0	0	0	0	28	2	0	0
Destruction/Damage/Vandalism Of Property	1	0	41	10	1	1	0	0	62	15	8	2
Drug/Narcotic Offenses	163	154	223	98	0	0	0	0	380	110	101	82
Extortion/Blackmail	0	0	0	0	0	0	0	0	1	0	0	0
Fraud Offenses	5	4	26	0	0	0	0	0	98	25	10	9
Gambling Offenses	0	0	0	0	0	0	0	0	0	0	0	0
Homicide Offenses	2	2	5	0	0	0	0	0	1	1	0	0
Human Trafficking	0	0	0	0	0	0	0	0	0	0	0	0
Kidnapping/Abduction	2	1	4	1	0	0	0	0	5	4	1	1
Larceny/Theft Offenses	11	6	214	12	0	0	0	0	239	50	25	8
Motor Vehicle Theft	5	1	82	6	0	0	0	0	55	14	5	1
Pornography/Obscene Material	42	40	2	0	0	0	0	0	0	0	0	0
Prostitution Offenses	1	0	0	0	0	0	0	0	0	0	0	0
Robbery	0	0	6	1	0	0	0	0	12	4	0	0
Sex Offenses, Forcible	30	16	31	6	0	0	0	0	23	10	0	0
Sex Offenses, Nonforcible	17	16	1	0	0	0	0	0	0	0	0	0
Stolen Property Offenses (Receiving, etc.)	8	5	10	4	0	0	0	0	21	5	1	1
Weapon Law Violations	11	8	13	3	0	0	0	0	43	13	13	12
<b>Total</b>	<b>331</b>	<b>277</b>	<b>1039</b>	<b>209</b>	<b>1</b>	<b>1</b>	<b>0</b>	<b>0</b>	<b>1180</b>	<b>353</b>	<b>184</b>	<b>133</b>

**PULASKI  
COUNTY**

<b>Group A Offenses</b>	<b>Ferguson</b>		<b>Pulaski Constable 5</b>		<b>Science Hill</b>		<b>Lake Cumberland</b>		<b>All Other Agencies</b>		<b>Total</b>	
By Category	Offenses		Offenses		Offenses		Offenses		Offenses		Offenses	
	Reported	Cleared	Reported	Cleared	Reported	Cleared	Reported	Cleared	Reported	Cleared	Reported	Cleared
Animal Cruelty	0	0	1	1	0	0	0	0	0	0	3	1
Arson	0	0	0	0	0	0	0	0	0	0	3	1
Assault Offenses	1	0	8	8	1	1	0	0	0	0	340	179
Bribery	0	0	0	0	0	0	0	0	0	0	1	1
Burglary/Breaking and Entering	0	0	1	1	0	0	0	0	0	0	249	36
Counterfeiting/Forgery	0	0	0	0	1	0	0	0	0	0	91	4
Destruction/Damage/Vandalism Of Property	0	0	1	1	0	0	0	0	0	0	114	29
Drug/Narcotic Offenses	0	0	23	19	5	5	1	0	5	5	901	473
Extortion/Blackmail	0	0	0	0	0	0	0	0	0	0	1	0
Fraud Offenses	0	0	1	1	0	0	0	0	0	0	140	39
Gambling Offenses	0	0	0	0	0	0	0	0	0	0	0	0
Homicide Offenses	0	0	0	0	0	0	0	0	0	0	8	3
Human Trafficking	0	0	0	0	0	0	0	0	0	0	0	0
Kidnapping/Abduction	0	0	2	2	0	0	0	0	0	0	14	9
Larceny/Theft Offenses	3	0	1	1	4	1	0	0	0	0	497	78
Motor Vehicle Theft	3	0	0	0	1	0	0	0	0	0	151	22
Pornography/Obscene Material	0	0	0	0	0	0	0	0	0	0	44	40
Prostitution Offenses	0	0	0	0	0	0	0	0	0	0	1	0
Robbery	0	0	0	0	0	0	0	0	0	0	18	5
Sex Offenses, Forcible	0	0	0	0	0	0	0	0	0	0	84	32
Sex Offenses, Nonforcible	0	0	0	0	0	0	0	0	0	0	18	16
Stolen Property Offenses (Receiving, etc.)	1	1	0	0	0	0	0	0	0	0	41	16
Weapon Law Violations	0	0	6	4	1	1	0	0	1	0	88	41
<b>Total</b>	<b>8</b>	<b>1</b>	<b>44</b>	<b>38</b>	<b>13</b>	<b>8</b>	<b>1</b>	<b>0</b>	<b>6</b>	<b>5</b>	<b>2807</b>	<b>1025</b>

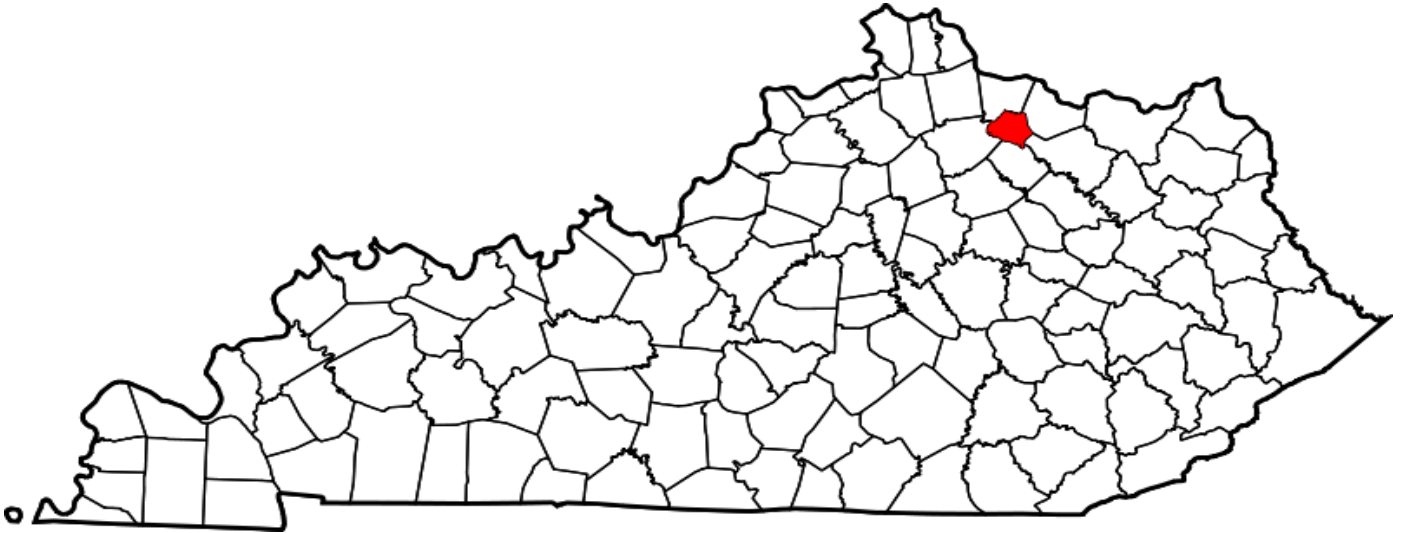
## Robertson County

**A CRIME IS COMMITTED IN ROBERTSON COUNTY  
APPROXIMATELY EVERY 8.5 DAYS**

### FULL TIME SWORN LAW ENFORCEMENT EMPLOYEES

Agency	Male	Female	Total
STATE POLICE	1005	22	1027
ROBERTSON COUNTY SHERIFF'S OFFICE	1	0	1

\*\*Kentucky State Police Troopers may be assigned to multiple counties per post.



County Seat: Mt. Olivet  
Population: 2,134  
Registered Sex Offenders: 4

**ROBERTSON  
COUNTY**

<b>Group A Offenses</b>	<b>State Police</b>		<b>Sheriff</b>		<b>All Other Agencies</b>		<b>-</b>		<b>Total</b>	
By Category	Offenses		Offenses		Offenses		Offenses		Offenses	
	Reported	Cleared	Reported	Cleared	Reported	Cleared	Reported	Cleared	Reported	Cleared
Animal Cruelty	0	0	0	0	0	0			0	0
Arson	0	0	0	0	0	0			0	0
Assault Offenses	7	6	3	1	0	0			10	7
Bribery	0	0	0	0	0	0			0	0
Burglary/Breaking and Entering	0	0	5	2	0	0			5	2
Counterfeiting/Forgery	0	0	0	0	0	0			0	0
Destruction/Damage/Vandalism Of Property	0	0	4	0	0	0			4	0
Drug/Narcotic Offenses	3	1	0	0	0	0			3	1
Extortion/Blackmail	0	0	0	0	0	0			0	0
Fraud Offenses	0	0	1	0	0	0			1	0
Gambling Offenses	0	0	0	0	0	0			0	0
Homicide Offenses	0	0	0	0	0	0			0	0
Human Trafficking	0	0	0	0	0	0			0	0
Kidnapping/Abduction	0	0	0	0	0	0			0	0
Larceny/Theft Offenses	2	2	4	1	0	0			6	3
Motor Vehicle Theft	1	1	2	1	0	0			3	2
Pornography/Obscene Material	3	3	0	0	0	0			3	3
Prostitution Offenses	0	0	0	0	0	0			0	0
Robbery	0	0	0	0	0	0			0	0
Sex Offenses, Forcible	4	2	0	0	0	0			4	2
Sex Offenses, Nonforcible	2	0	0	0	0	0			2	0
Stolen Property Offenses (Receiving, etc.)	0	0	0	0	0	0			0	0
Weapon Law Violations	1	1	0	0	0	0			1	1
<b>Total</b>	<b>23</b>	<b>16</b>	<b>19</b>	<b>5</b>	<b>0</b>	<b>0</b>	<b>0</b>	<b>0</b>	<b>42</b>	<b>21</b>

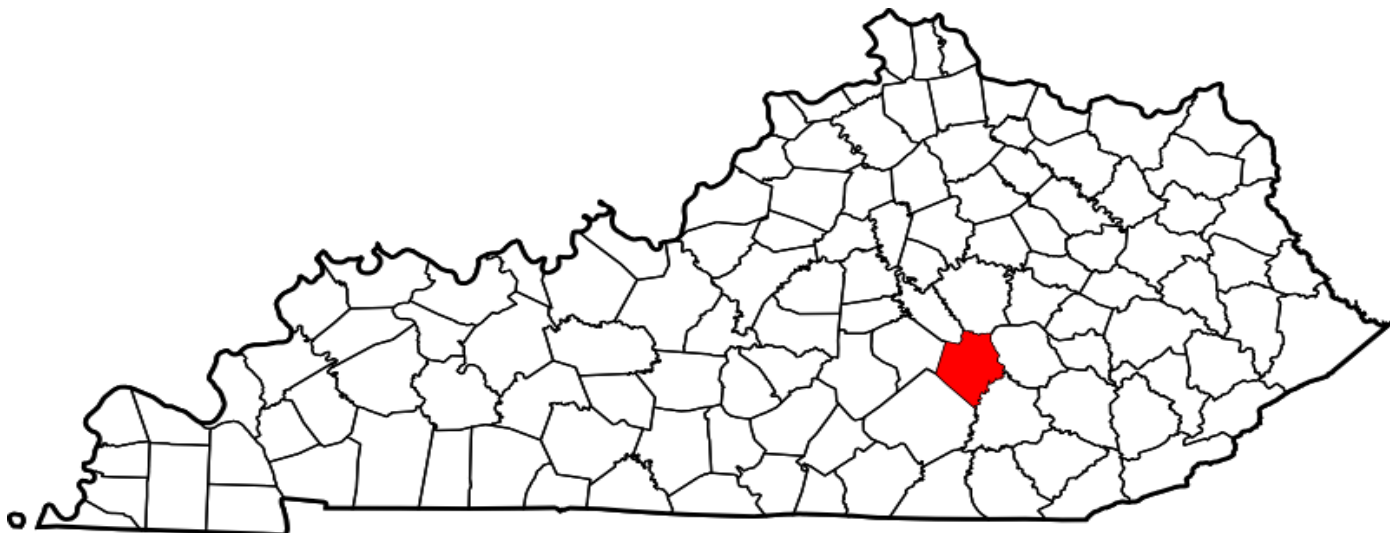
## Rockcastle County

**A CRIME IS COMMITTED IN ROCKCASTLE COUNTY  
APPROXIMATELY EVERY 10 HOURS**

### FULL TIME SWORN LAW ENFORCEMENT EMPLOYEES

Agency	Male	Female	Total
STATE POLICE	1005	22	1027
ROCKCASTLE COUNTY SHERIFF'S OFFICE	5	0	5
MOUNT VERNON POLICE DEPARTMENT	8	0	8
LIVINGSTON POLICE DEPARTMENT	1	0	1
BRODHEAD POLICE DEPARTMENT	2	0	2

\*\*Kentucky State Police Troopers may be assigned to multiple counties per post.



County Seat: Mt. Vernon  
Population: 16,698  
Registered Sex Offenders: 28

**ROCKCASTLE  
COUNTY**

<b>Group A Offenses</b>	<b>State Police</b>		<b>Sheriff</b>		<b>Mount Vernon</b>		<b>Livingston PD</b>		<b>Brodhead</b>		<b>All Other Agencies</b>		<b>Total</b>	
By Category	Offenses		Offenses		Offenses		Offenses		Offenses		Offenses		Offenses	
	Reported	Cleared	Reported	Cleared	Reported	Cleared	Reported	Cleared	Reported	Cleared	Reported	Cleared	Reported	Cleared
Animal Cruelty	0	0	0	0	0	0	0	0	0	0	0	0	0	0
Arson	0	0	1	0	0	0	0	0	0	0	0	0	1	0
Assault Offenses	13	12	24	21	27	24	0	0	3	2	0	0	67	59
Bribery	0	0	0	0	0	0	0	0	0	0	0	0	0	0
Burglary/Breaking and Entering	9	5	24	7	10	6	0	0	0	0	0	0	43	18
Counterfeiting/Forgery	6	6	6	3	1	1	0	0	2	1	0	0	15	11
Destruction/Damage/Vandalism Of Property	6	4	7	5	8	8	0	0	2	1	0	0	23	18
Drug/Narcotic Offenses	152	143	115	113	113	102	0	0	28	28	4	4	412	390
Extortion/Blackmail	0	0	0	0	0	0	0	0	0	0	0	0	0	0
Fraud Offenses	48	48	4	1	0	0	0	0	2	1	0	0	54	50
Gambling Offenses	0	0	0	0	0	0	0	0	0	0	0	0	0	0
Homicide Offenses	0	0	0	0	1	1	0	0	0	0	0	0	1	1
Human Trafficking	0	0	0	0	0	0	0	0	0	0	0	0	0	0
Kidnapping/Abduction	0	0	1	1	1	1	0	0	0	0	0	0	2	2
Larceny/Theft Offenses	15	11	12	3	16	8	0	0	2	1	0	0	45	23
Motor Vehicle Theft	8	4	14	3	6	1	0	0	2	0	0	0	30	8
Pornography/Obscene Material	1	0	2	0	0	0	0	0	0	0	0	0	3	0
Prostitution Offenses	0	0	0	0	0	0	0	0	0	0	0	0	0	0
Robbery	0	0	0	0	1	0	0	0	0	0	0	0	1	0
Sex Offenses, Forcible	40	35	7	3	0	0	0	0	0	0	0	0	47	38
Sex Offenses, Nonforcible	24	22	0	0	0	0	0	0	0	0	0	0	24	22
Stolen Property Offenses (Receiving, etc.)	8	5	10	7	4	4	1	1	1	0	1	0	25	17
Weapon Law Violations	2	2	14	11	3	2	0	0	0	0	0	0	19	15
<b>Total</b>	<b>332</b>	<b>297</b>	<b>241</b>	<b>178</b>	<b>191</b>	<b>158</b>	<b>1</b>	<b>1</b>	<b>42</b>	<b>34</b>	<b>5</b>	<b>4</b>	<b>812</b>	<b>672</b>



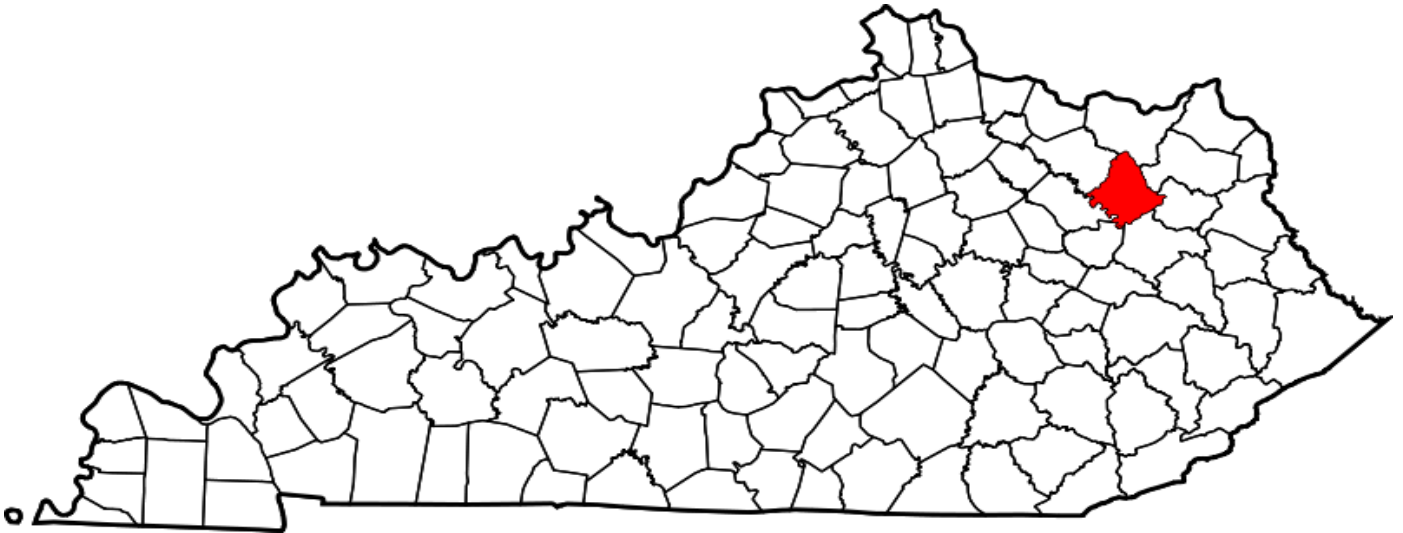
## Rowan County

**A CRIME IS COMMITTED IN ROWAN COUNTY  
APPROXIMATELY EVERY 7 HOURS**

### FULL TIME SWORN LAW ENFORCEMENT EMPLOYEES

Agency	Male	Female	Total
STATE POLICE	1005	22	1027
ROWAN COUNTY SHERIFF'S OFFICE	12	0	12
MOREHEAD POLICE DEPARTMENT	21	0	21
MOREHEAD STATE UNIVERSITY	13	1	14

\*\*Kentucky State Police Troopers may be assigned to multiple counties per post.



County Seat: Morehead  
Population: 24,517  
Registered Sex Offenders: 33

## ROWAN COUNTY

<b>Group A Offenses</b>	<b>State Police</b>		<b>Sheriff</b>		<b>Morehead PD</b>		<b>Morehead University</b>		<b>All Other Agencies</b>		<b>Total</b>	
By Category	Offenses		Offenses		Offenses		Offenses		Offenses		Offenses	
	Reported	Cleared	Reported	Cleared	Reported	Cleared	Reported	Cleared	Reported	Cleared	Reported	Cleared
Animal Cruelty	0	0	1	0	0	0	0	0	0	0	1	0
Arson	0	0	1	0	0	0	0	0	0	0	1	0
Assault Offenses	61	50	55	40	73	46	10	6	0	0	199	142
Bribery	1	0	0	0	0	0	0	0	0	0	1	0
Burglary/Breaking and Entering	15	1	27	4	16	5	0	0	0	0	58	10
Counterfeiting/Forgery	13	10	7	0	14	1	4	0	0	0	38	11
Destruction/Damage/Vandalism Of Property	8	2	17	2	18	2	13	0	0	0	56	6
Drug/Narcotic Offenses	69	55	65	29	136	129	11	5	0	0	281	218
Extortion/Blackmail	0	0	0	0	0	0	1	0	0	0	1	0
Fraud Offenses	7	5	7	1	9	3	4	1	0	0	27	10
Gambling Offenses	0	0	0	0	0	0	0	0	0	0	0	0
Homicide Offenses	2	2	0	0	0	0	0	0	0	0	2	2
Human Trafficking	0	0	0	0	0	0	0	0	0	0	0	0
Kidnapping/Abduction	1	1	1	1	0	0	0	0	0	0	2	2
Larceny/Theft Offenses	55	21	43	6	149	85	39	4	0	0	286	116
Motor Vehicle Theft	7	3	16	2	12	1	1	0	0	0	36	6
Pornography/Obscene Material	0	0	5	0	0	0	0	0	0	0	5	0
Prostitution Offenses	0	0	0	0	0	0	0	0	0	0	0	0
Robbery	2	0	1	0	0	0	0	0	0	0	3	0
Sex Offenses, Forcible	72	59	2	1	1	0	12	8	0	0	87	68
Sex Offenses, Nonforcible	53	53	1	0	0	0	0	0	0	0	54	53
Stolen Property Offenses (Receiving, etc.)	6	4	3	1	5	1	1	1	0	0	15	7
Weapon Law Violations	9	9	4	4	4	4	0	0	0	0	17	17
<b>Total</b>	<b>381</b>	<b>275</b>	<b>256</b>	<b>91</b>	<b>437</b>	<b>277</b>	<b>96</b>	<b>25</b>	<b>0</b>	<b>0</b>	<b>1170</b>	<b>668</b>

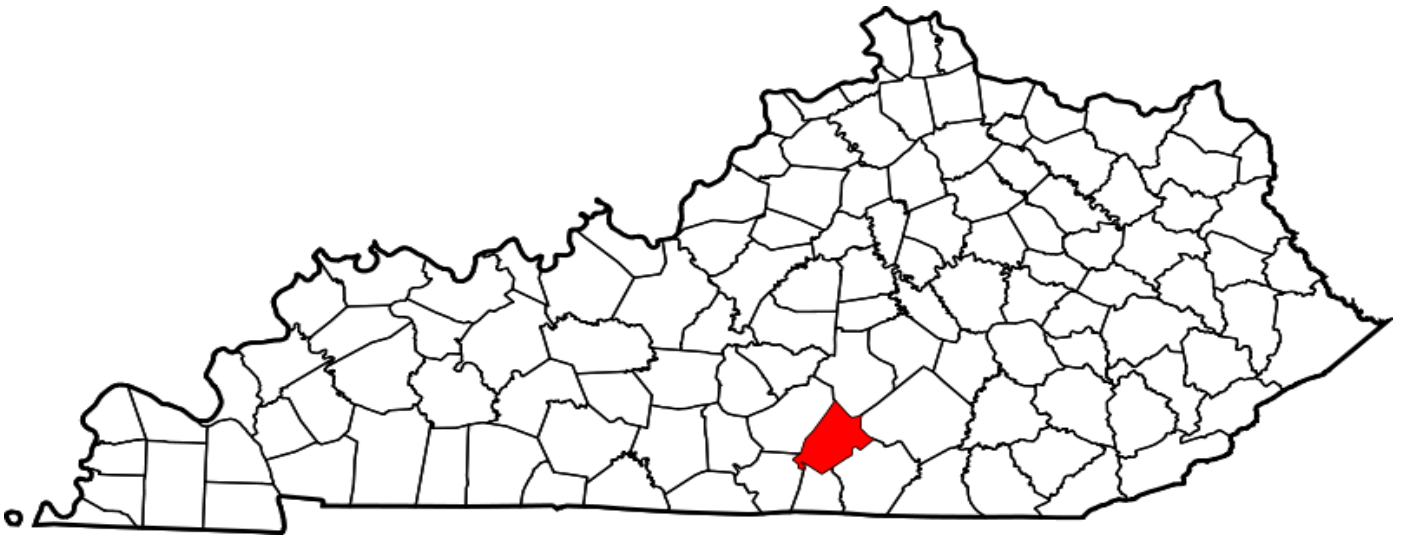
## Russell County

**A CRIME IS COMMITTED IN RUSSELL COUNTY  
APPROXIMATELY EVERY 10 HOURS**

### FULL TIME SWORN LAW ENFORCEMENT EMPLOYEES

Agency	Male	Female	Total
STATE POLICE	1005	22	1027
RUSSELL COUNTY SHERIFF'S OFFICE	7	0	7
JAMESTOWN POLICE DEPARTMENT	5	0	5
RUSSELL SPRINGS POLICE DEPARTMENT	8	2	10

\*\*Kentucky State Police Troopers may be assigned to multiple counties per post.



County Seat: Jamestown  
Population: 17,775  
Registered Sex Offenders: 35

## RUSSELL COUNTY

<b>Group A Offenses</b>	<b>State Police</b>		<b>Sheriff</b>		<b>Jamestown</b>		<b>Russell Springs</b>		<b>All Other Agencies</b>		<b>Total</b>	
By Category	Offenses		Offenses		Offenses		Offenses		Offenses		Offenses	
	Reported	Cleared	Reported	Cleared	Reported	Cleared	Reported	Cleared	Reported	Cleared	Reported	Cleared
Animal Cruelty	0	0	0	0	0	0	2	1	0	0	2	1
Arson	0	0	0	0	0	0	0	0	0	0	0	0
Assault Offenses	40	37	22	22	8	7	96	85	0	0	166	151
Bribery	0	0	0	0	0	0	0	0	0	0	0	0
Burglary/Breaking and Entering	8	3	6	4	4	1	17	4	0	0	35	12
Counterfeiting/Forgery	1	1	0	0	4	3	13	7	0	0	18	11
Destruction/Damage/Vandalism Of Property	6	4	4	2	3	0	18	15	2	1	33	22
Drug/Narcotic Offenses	66	48	42	40	2	2	122	122	0	0	232	212
Extortion/Blackmail	0	0	0	0	0	0	0	0	0	0	0	0
Fraud Offenses	2	1	1	0	0	0	40	3	0	0	43	4
Gambling Offenses	0	0	0	0	0	0	0	0	0	0	0	0
Homicide Offenses	2	2	0	0	0	0	1	1	0	0	3	3
Human Trafficking	0	0	0	0	0	0	0	0	0	0	0	0
Kidnapping/Abduction	4	4	1	1	0	0	0	0	0	0	5	5
Larceny/Theft Offenses	13	5	9	2	9	3	63	36	3	2	97	48
Motor Vehicle Theft	5	2	1	0	0	0	13	8	0	0	19	10
Pornography/Obscene Material	5	1	0	0	0	0	1	1	0	0	6	2
Prostitution Offenses	0	0	0	0	0	0	0	0	0	0	0	0
Robbery	0	0	0	0	0	0	2	1	0	0	2	1
Sex Offenses, Forcible	26	23	0	0	3	3	109	107	0	0	138	133
Sex Offenses, Nonforcible	7	5	1	1	0	0	2	2	0	0	10	8
Stolen Property Offenses (Receiving, etc.)	0	0	3	3	2	1	5	4	0	0	10	8
Weapon Law Violations	8	7	4	4	1	1	6	6	0	0	19	18
<b>Total</b>	<b>193</b>	<b>143</b>	<b>94</b>	<b>79</b>	<b>36</b>	<b>21</b>	<b>510</b>	<b>403</b>	<b>5</b>	<b>3</b>	<b>838</b>	<b>649</b>

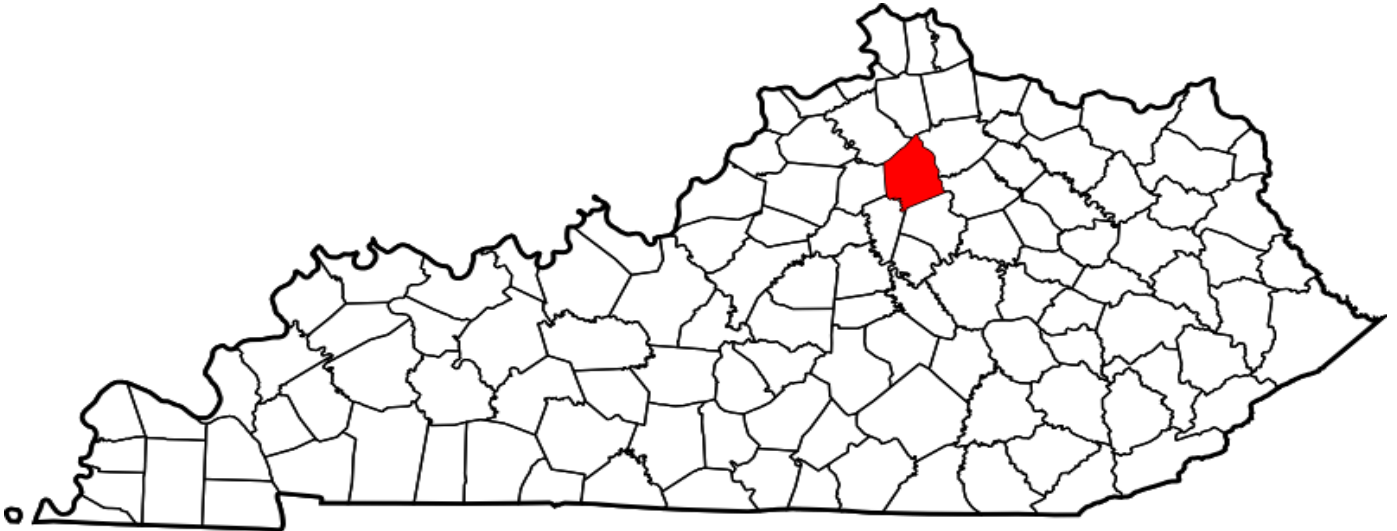
## Scott County

**A CRIME IS COMMITTED IN SCOTT COUNTY  
APPROXIMATELY EVERY 2 HOURS**

### FULL TIME SWORN LAW ENFORCEMENT EMPLOYEES

Agency	Male	Female	Total
STATE POLICE	1005	22	1027
SCOTT COUNTY SHERIFF'S OFFICE	40	0	40
GEORGETOWN POLICE DEPARTMENT	54	2	56
STAMPING GROUND POLICE DEPARTMENT	1	0	1
SADIEVILLE POLICE DEPARTMENT	2	0	2

\*\*Kentucky State Police Troopers may be assigned to multiple counties per post.



County Seat: Georgetown  
Population: 54,873  
Registered Sex Offenders: 59

## SCOTT COUNTY

Group A Offenses	State Police		Sheriff		Georgetown PD		Stamping Ground		Sadieville PD		All Other Agencies		Total	
By Category	Offenses		Offenses		Offenses		Offenses		Offenses		Offenses		Offenses	
	Reported	Cleared	Reported	Cleared	Reported	Cleared	Reported	Cleared	Reported	Cleared	Reported	Cleared	Reported	Cleared
Animal Cruelty	0	0	9	0	3	1	0	0	0	0	0	0	12	1
Arson	2	0	0	0	0	0	0	0	0	0	0	0	2	0
Assault Offenses	11	10	137	63	533	231	1	1	0	0	1	0	683	305
Bribery	0	0	0	0	1	1	0	0	0	0	0	0	1	1
Burglary/Breaking and Entering	0	0	39	8	123	16	0	0	0	0	1	1	163	25
Counterfeiting/Forgery	0	0	28	4	57	15	0	0	0	0	0	0	85	19
Destruction/Damage/Vandalism Of Property	1	1	43	12	266	47	2	0	0	0	0	0	312	60
Drug/Narcotic Offenses	23	22	181	160	486	353	0	0	0	0	0	0	690	535
Extortion/Blackmail	0	0	0	0	0	0	0	0	0	0	0	0	0	0
Fraud Offenses	2	1	30	14	144	11	0	0	0	0	1	0	177	26
Gambling Offenses	0	0	0	0	0	0	0	0	0	0	0	0	0	0
Homicide Offenses	0	0	1	0	2	2	0	0	0	0	0	0	3	2
Human Trafficking	0	0	0	0	1	0	0	0	0	0	0	0	1	0
Kidnapping/Abduction	0	0	3	2	17	8	0	0	0	0	0	0	20	10
Larceny/Theft Offenses	3	0	148	21	898	224	4	0	0	0	0	0	1053	245
Motor Vehicle Theft	1	0	21	3	84	10	1	0	0	0	0	0	107	13
Pornography/Obscene Material	0	0	1	0	10	0	0	0	0	0	75	75	86	75
Prostitution Offenses	0	0	0	0	0	0	0	0	0	0	0	0	0	0
Robbery	0	0	5	0	23	9	0	0	0	0	0	0	28	9
Sex Offenses, Forcible	1	1	5	0	43	7	1	0	0	0	0	0	50	8
Sex Offenses, Nonforcible	0	0	0	0	3	1	0	0	0	0	0	0	3	1
Stolen Property Offenses (Receiving, etc.)	1	0	15	10	46	17	0	0	0	0	0	0	62	27
Weapon Law Violations	1	1	17	17	29	27	0	0	0	0	0	0	47	45
<b>Total</b>	<b>46</b>	<b>36</b>	<b>683</b>	<b>314</b>	<b>2769</b>	<b>980</b>	<b>9</b>	<b>1</b>	<b>0</b>	<b>0</b>	<b>78</b>	<b>76</b>	<b>3585</b>	<b>1407</b>

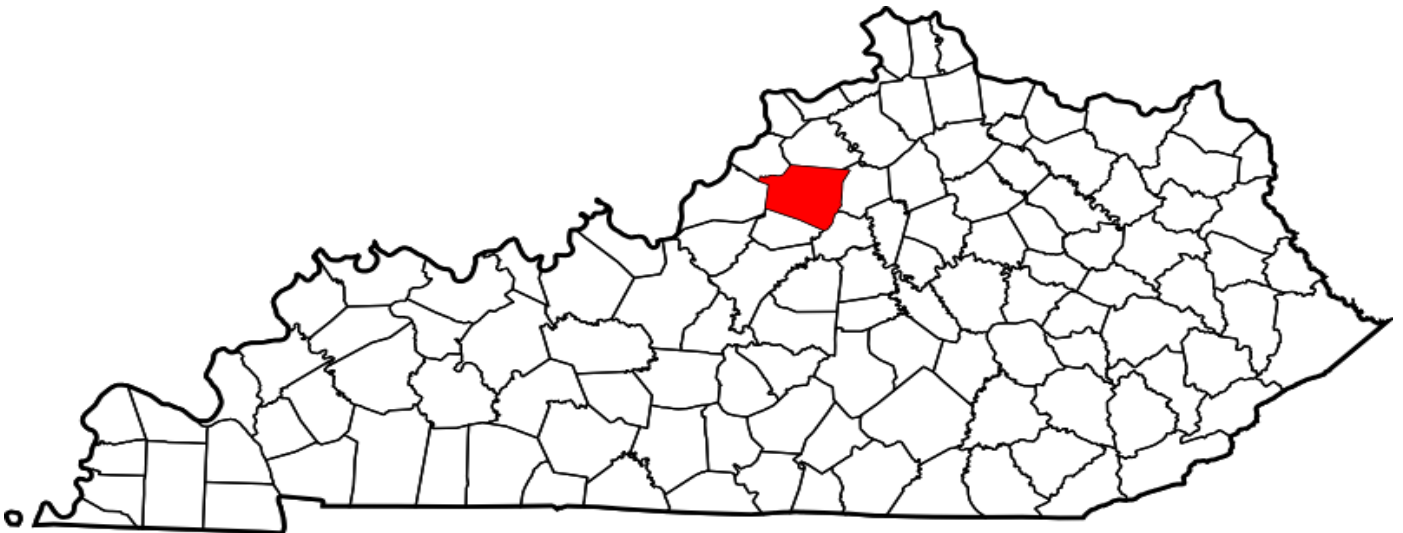
## Shelby County

**A CRIME IS COMMITTED IN SHELBY COUNTY  
APPROXIMATELY EVERY 4 HOURS**

### FULL TIME SWORN LAW ENFORCEMENT EMPLOYEES

Agency	Male	Female	Total
STATE POLICE	1005	22	1027
SHELBY COUNTY SHERIFF'S OFFICE	19	3	22
SHELBYVILLE POLICE DEPARTMENT	27	2	29
SIMPSONVILLE POLICE DEPARTMENT	8	0	8

\*\*Kentucky State Police Troopers may be assigned to multiple counties per post.



County Seat: Shelbyville  
Population: 47,421  
Registered Sex Offenders: 67

## SHELBY COUNTY

<b>Group A Offenses</b>	<b>State Police</b>		<b>Sheriff</b>		<b>Shelbyville</b>		<b>Simpsonville</b>		<b>All Other Agencies</b>		<b>Total</b>	
By Category	Offenses		Offenses		Offenses		Offenses		Offenses		Offenses	
	Reported	Cleared	Reported	Cleared	Reported	Cleared	Reported	Cleared	Reported	Cleared	Reported	Cleared
Animal Cruelty	23	0	1	1	1	0	0	0	21	0	46	1
Arson	1	1	0	0	0	0	0	0	0	0	1	1
Assault Offenses	50	20	169	92	148	70	12	3	0	0	379	185
Bribery	0	0	0	0	1	0	0	0	0	0	1	0
Burglary/Breaking and Entering	3	0	52	17	55	14	3	1	0	0	113	32
Counterfeiting/Forgery	0	0	48	1	63	40	0	0	0	0	111	41
Destruction/Damage/Vandalism Of Property	5	3	72	24	82	10	8	0	0	0	167	37
Drug/Narcotic Offenses	70	54	74	65	139	132	9	7	0	0	292	258
Extortion/Blackmail	0	0	0	0	0	0	0	0	0	0	0	0
Fraud Offenses	5	4	37	8	57	15	13	0	0	0	112	27
Gambling Offenses	0	0	0	0	0	0	0	0	0	0	0	0
Homicide Offenses	2	1	0	0	2	1	0	0	0	0	4	2
Human Trafficking	0	0	0	0	0	0	0	0	0	0	0	0
Kidnapping/Abduction	1	1	3	1	7	7	0	0	0	0	11	9
Larceny/Theft Offenses	19	7	257	31	236	44	105	20	0	0	617	102
Motor Vehicle Theft	6	4	24	2	25	1	3	0	0	0	58	7
Pornography/Obscene Material	9	9	2	1	0	0	2	0	0	0	13	10
Prostitution Offenses	0	0	0	0	0	0	0	0	0	0	0	0
Robbery	0	0	4	1	5	1	1	0	0	0	10	2
Sex Offenses, Forcible	12	7	5	4	11	5	0	0	0	0	28	16
Sex Offenses, Nonforcible	0	0	0	0	2	1	0	0	0	0	2	1
Stolen Property Offenses (Receiving, etc.)	6	3	16	8	11	9	2	1	0	0	35	21
Weapon Law Violations	6	5	11	8	10	10	0	0	0	0	27	23
<b>Total</b>	<b>218</b>	<b>119</b>	<b>775</b>	<b>264</b>	<b>855</b>	<b>360</b>	<b>158</b>	<b>32</b>	<b>21</b>	<b>0</b>	<b>2027</b>	<b>775</b>



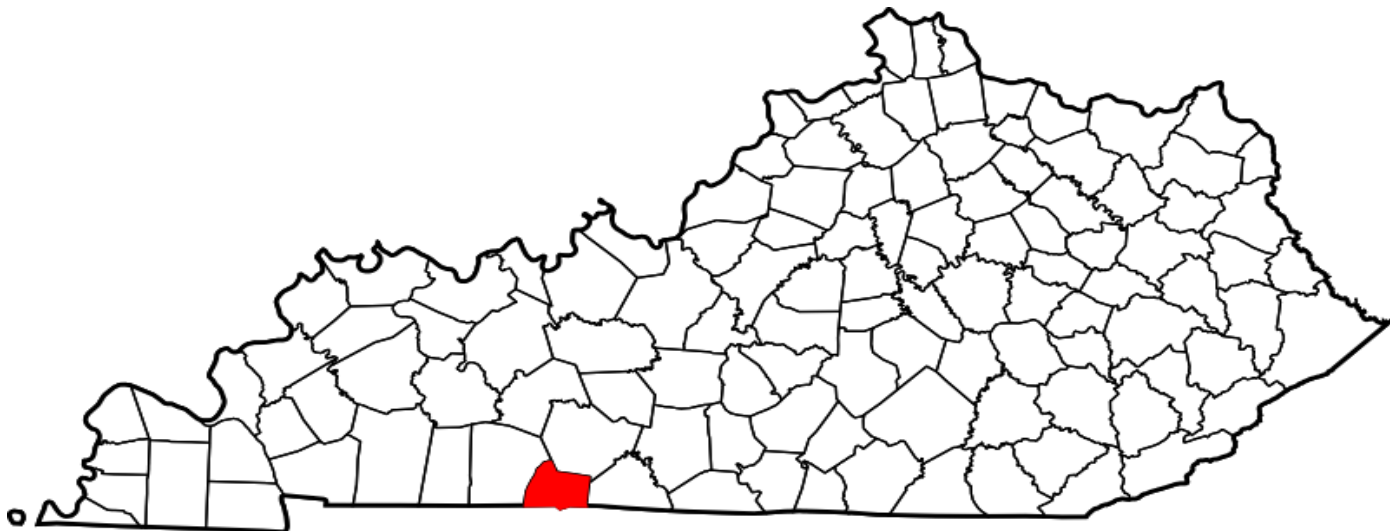
## Simpson County

**A CRIME IS COMMITTED IN SIMPSON COUNTY  
APPROXIMATELY EVERY 6 HOURS**

### FULL TIME SWORN LAW ENFORCEMENT EMPLOYEES

Agency	Male	Female	Total
STATE POLICE	1005	22	1027
SIMPSON COUNTY SHERIFF'S OFFICE	14	0	14
FRANKLIN POLICE DEPARTMENT	20	0	20

\*\*Kentucky State Police Troopers may be assigned to multiple counties per post.



County Seat: Franklin  
Population: 18,108  
Registered Sex Offenders: 56

**SIMPSON  
COUNTY**

<b>Group A Offenses</b>	<b>State Police</b>		<b>Sheriff</b>		<b>Franklin</b>		<b>All Other Agencies</b>		<b>Total</b>	
By Category	Offenses		Offenses		Offenses		Offenses		Offenses	
	Reported	Cleared	Reported	Cleared	Reported	Cleared	Reported	Cleared	Reported	Cleared
Animal Cruelty	0	0	0	0	0	0	0	0	0	0
Arson	0	0	0	0	2	0	0	0	2	0
Assault Offenses	5	3	28	9	105	50	5	1	143	63
Bribery	0	0	1	0	0	0	0	0	1	0
Burglary/Breaking and Entering	0	0	25	2	92	9	0	0	117	11
Counterfeiting/Forgery	0	0	19	6	36	25	0	0	55	31
Destruction/Damage/Vandalism Of Property	0	0	8	2	64	8	0	0	72	10
Drug/Narcotic Offenses	19	7	129	26	356	176	50	41	554	250
Extortion/Blackmail	0	0	0	0	0	0	0	0	0	0
Fraud Offenses	0	0	2	2	20	2	0	0	22	4
Gambling Offenses	0	0	0	0	0	0	0	0	0	0
Homicide Offenses	1	1	1	0	2	1	0	0	4	2
Human Trafficking	0	0	0	0	0	0	0	0	0	0
Kidnapping/Abduction	0	0	0	0	2	1	0	0	2	1
Larceny/Theft Offenses	1	0	27	4	328	110	1	0	357	114
Motor Vehicle Theft	2	1	5	0	19	3	0	0	26	4
Pornography/Obscene Material	0	0	0	0	4	2	0	0	4	2
Prostitution Offenses	0	0	0	0	0	0	0	0	0	0
Robbery	0	0	2	0	9	3	0	0	11	3
Sex Offenses, Forcible	0	0	2	0	15	5	0	0	17	5
Sex Offenses, Nonforcible	0	0	0	0	1	0	0	0	1	0
Stolen Property Offenses (Receiving, etc.)	3	1	10	2	16	3	1	1	30	7
Weapon Law Violations	0	0	8	2	28	15	4	3	40	20
<b>Total</b>	<b>31</b>	<b>13</b>	<b>267</b>	<b>55</b>	<b>1099</b>	<b>413</b>	<b>61</b>	<b>46</b>	<b>1458</b>	<b>527</b>

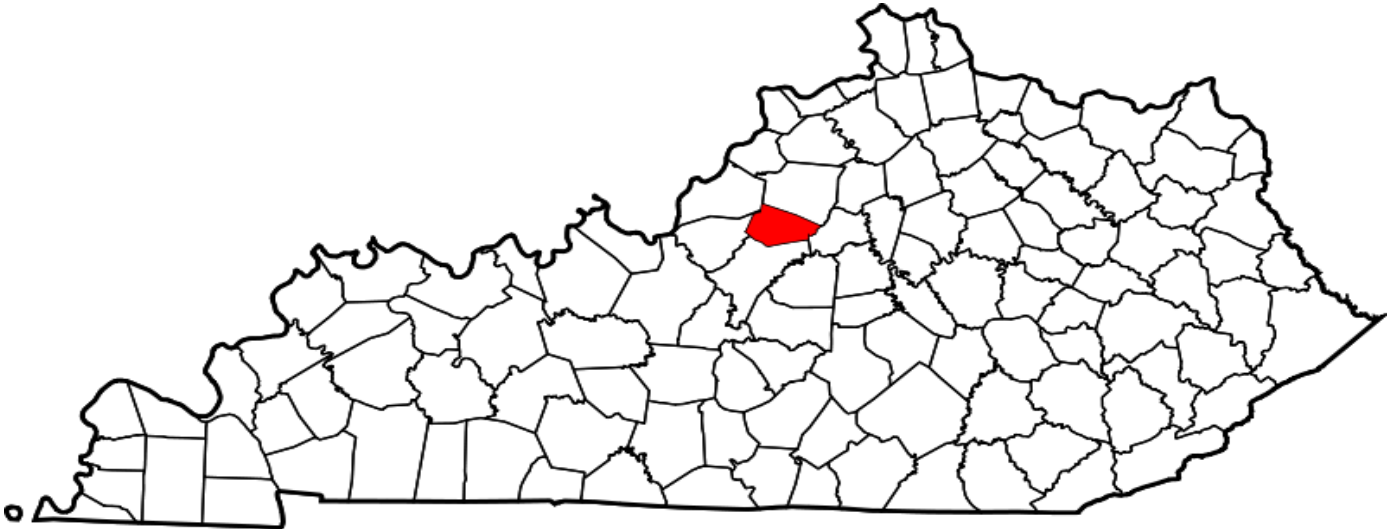
## Spencer County

**A CRIME IS COMMITTED IN SPENCER COUNTY  
APPROXIMATELY EVERY 20 HOURS**

### FULL TIME SWORN LAW ENFORCEMENT EMPLOYEES

Agency	Male	Female	Total
STATE POLICE	1005	22	1027
SPENCER COUNTY SHERIFF'S OFFICE	11	0	11
TAYLORSVILLE POLICE DEPARTMENT	4	0	4

\*\*Kentucky State Police Troopers may be assigned to multiple counties per post.



County Seat: Taylorsville  
Population: 18,507  
Registered Sex Offenders: 20

**SPENCER  
COUNTY**

<b>Group A Offenses</b>	<b>State Police</b>		<b>Sheriff</b>		<b>Taylorsville PD</b>		<b>All Other Agencies</b>		<b>-</b>		<b>Total</b>	
By Category	Offenses		Offenses		Offenses		Offenses		Offenses		Offenses	
	Reported	Cleared	Reported	Cleared	Reported	Cleared	Reported	Cleared	Reported	Cleared	Reported	Cleared
Animal Cruelty	0	0	0	0	0	0	0	0			0	0
Arson	1	0	0	0	0	0	0	0			1	0
Assault Offenses	29	24	12	6	6	6	0	0			47	36
Bribery	0	0	0	0	0	0	0	0			0	0
Burglary/Breaking and Entering	7	2	27	2	5	0	0	0			39	4
Counterfeiting/Forgery	1	1	0	0	5	1	0	0			6	2
Destruction/Damage/Vandalism Of Property	5	3	15	0	6	1	0	0			26	4
Drug/Narcotic Offenses	63	61	94	92	8	8	2	0			167	161
Extortion/Blackmail	0	0	0	0	0	0	0	0			0	0
Fraud Offenses	2	0	18	4	8	2	0	0			28	6
Gambling Offenses	0	0	0	0	0	0	0	0			0	0
Homicide Offenses	1	1	0	0	0	0	0	0			1	1
Human Trafficking	0	0	0	0	0	0	0	0			0	0
Kidnapping/Abduction	1	0	1	1	0	0	0	0			2	1
Larceny/Theft Offenses	14	3	47	1	15	2	0	0			76	6
Motor Vehicle Theft	2	0	5	0	2	1	0	0			9	1
Pornography/Obscene Material	0	0	0	0	1	0	0	0			1	0
Prostitution Offenses	0	0	0	0	0	0	0	0			0	0
Robbery	0	0	0	0	0	0	0	0			0	0
Sex Offenses, Forcible	5	3	0	0	2	0	0	0			7	3
Sex Offenses, Nonforcible	0	0	0	0	0	0	0	0			0	0
Stolen Property Offenses (Receiving, etc.)	2	1	2	1	0	0	0	0			4	2
Weapon Law Violations	2	2	5	4	1	1	0	0			8	7
<b>Total</b>	<b>135</b>	<b>101</b>	<b>226</b>	<b>111</b>	<b>59</b>	<b>22</b>	<b>2</b>	<b>0</b>	<b>0</b>	<b>0</b>	<b>422</b>	<b>234</b>

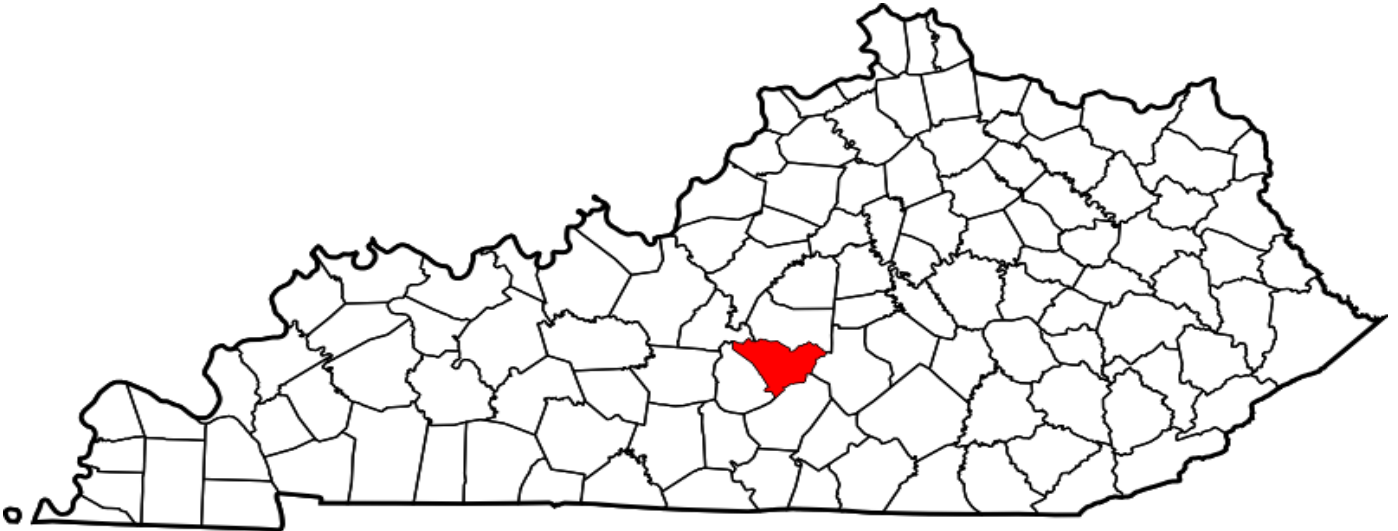
## Taylor County

**A CRIME IS COMMITTED IN TAYLOR COUNTY  
APPROXIMATELY EVERY 4 HOURS**

### FULL TIME SWORN LAW ENFORCEMENT EMPLOYEES

Agency	Male	Female	Total
STATE POLICE	1005	22	1027
TAYLOR COUNTY SHERIFF'S OFFICE	10	3	13
CAMPBELLSVILLE POLICE DEPARTMENT	19	1	20

\*\*Kentucky State Police Troopers may be assigned to multiple counties per post.



County Seat: Campbellsville  
Population: 25,472  
Registered Sex Offenders: 68

## TAYLOR COUNTY

<b>Group A Offenses</b>	<b>State Police</b>		<b>Sheriff</b>		<b>Campbellsville</b>		<b>All Other Agencies</b>		<b>Total</b>	
By Category	Offenses		Offenses		Offenses		Offenses		Offenses	
	Reported	Cleared	Reported	Cleared	Reported	Cleared	Reported	Cleared	Reported	Cleared
Animal Cruelty	1	1	0	0	0	0	0	0	1	1
Arson	0	0	1	0	1	0	0	0	2	0
Assault Offenses	35	34	46	17	175	85	0	0	256	136
Bribery	0	0	0	0	0	0	0	0	0	0
Burglary/Breaking and Entering	3	0	83	8	118	25	0	0	204	33
Counterfeiting/Forgery	14	2	11	2	57	14	0	0	82	18
Destruction/Damage/Vandalism Of Property	9	7	42	2	123	31	0	0	174	40
Drug/Narcotic Offenses	131	76	39	35	199	177	8	8	377	296
Extortion/Blackmail	0	0	1	0	0	0	0	0	1	0
Fraud Offenses	3	1	17	2	35	8	1	0	56	11
Gambling Offenses	0	0	0	0	0	0	0	0	0	0
Homicide Offenses	0	0	0	0	1	1	0	0	1	1
Human Trafficking	0	0	0	0	0	0	0	0	0	0
Kidnapping/Abduction	1	1	2	1	4	4	0	0	7	6
Larceny/Theft Offenses	10	5	105	6	425	145	0	0	540	156
Motor Vehicle Theft	0	0	23	3	37	9	0	0	60	12
Pornography/Obscene Material	81	81	0	0	2	2	0	0	83	83
Prostitution Offenses	0	0	0	0	0	0	0	0	0	0
Robbery	3	3	5	1	23	9	0	0	31	13
Sex Offenses, Forcible	42	4	24	1	11	7	0	0	77	12
Sex Offenses, Nonforcible	6	1	0	0	1	0	0	0	7	1
Stolen Property Offenses (Receiving, etc.)	3	1	9	2	16	12	0	0	28	15
Weapon Law Violations	14	10	2	2	11	8	1	1	28	21
<b>Total</b>	<b>356</b>	<b>227</b>	<b>410</b>	<b>82</b>	<b>1239</b>	<b>537</b>	<b>10</b>	<b>9</b>	<b>2015</b>	<b>855</b>

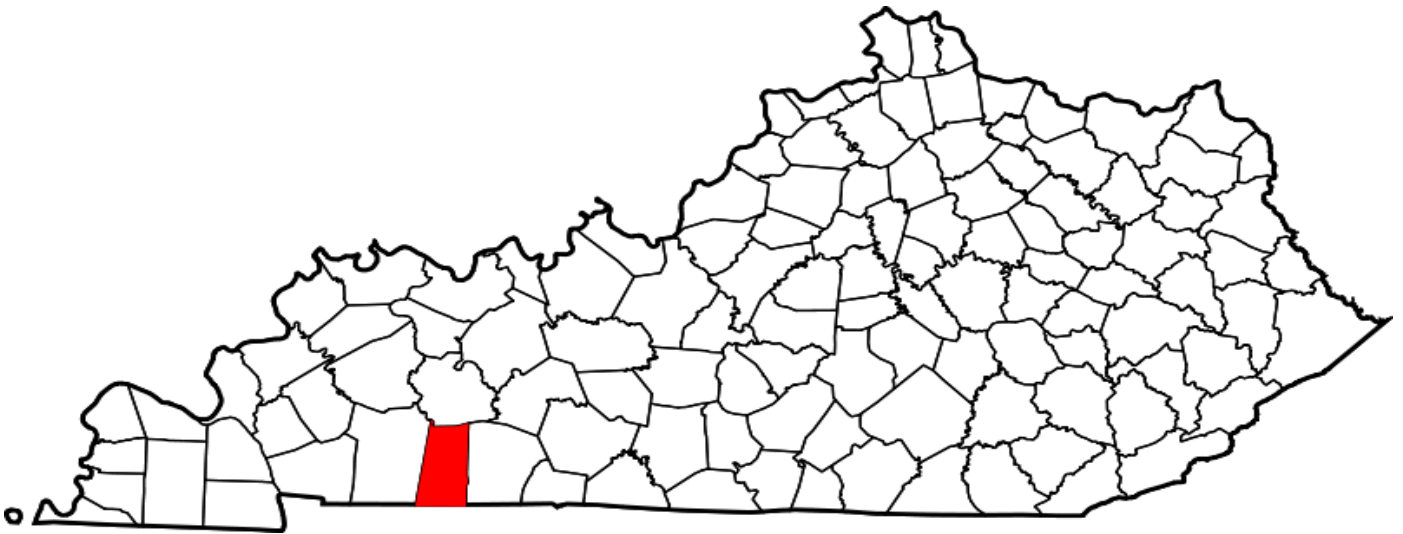
## Todd County

**A CRIME IS COMMITTED IN TODD COUNTY  
APPROXIMATELY EVERY 17 HOURS**

### FULL TIME SWORN LAW ENFORCEMENT EMPLOYEES

Agency	Male	Female	Total
STATE POLICE	1005	22	1027
TODD COUNTY SHERIFF'S OFFICE	4	0	4
ELKTON POLICE DEPARTMENT	7	0	7
GUTHRIE POLICE DEPARTMENT	4	0	4
TRENTON POLICE DEPARTMENT	1	0	1

\*\*Kentucky State Police Troopers may be assigned to multiple counties per post.



County Seat: Elkton  
Population: 12,243  
Registered Sex Offenders: 27

**TODD  
COUNTY**

<b>Group A Offenses</b>	<b>State Police</b>		<b>Sheriff</b>		<b>Elkton</b>		<b>Guthrie</b>		<b>Trenton</b>		<b>All Other Agencies</b>		<b>Total</b>	
By Category	Offenses		Offenses		Offenses		Offenses		Offenses		Offenses		Offenses	
	Reported	Cleared	Reported	Cleared	Reported	Cleared	Reported	Cleared	Reported	Cleared	Reported	Cleared	Reported	Cleared
Animal Cruelty	0	0	0	0	0	0	0	0	0	0	0	0	0	0
Arson	0	0	0	0	1	1	0	0	0	0	0	0	1	1
Assault Offenses	4	4	61	32	33	17	7	5	2	2	0	0	107	60
Bribery	0	0	1	1	0	0	0	0	0	0	0	0	1	1
Burglary/Breaking and Entering	1	0	22	5	13	3	4	3	1	1	0	0	41	12
Counterfeiting/Forgery	1	0	4	3	7	0	0	0	0	0	0	0	12	3
Destruction/Damage/Vandalism Of Property	1	0	18	9	17	8	1	1	0	0	0	0	37	18
Drug/Narcotic Offenses	13	12	108	104	29	26	13	13	0	0	0	0	163	155
Extortion/Blackmail	0	0	0	0	0	0	0	0	0	0	0	0	0	0
Fraud Offenses	0	0	3	1	4	2	0	0	0	0	0	0	7	3
Gambling Offenses	0	0	0	0	0	0	0	0	0	0	0	0	0	0
Homicide Offenses	1	1	0	0	0	0	1	0	0	0	0	0	2	1
Human Trafficking	0	0	0	0	0	0	0	0	0	0	0	0	0	0
Kidnapping/Abduction	0	0	0	0	0	0	0	0	0	0	0	0	0	0
Larceny/Theft Offenses	2	1	34	6	24	9	3	2	1	0	0	0	64	18
Motor Vehicle Theft	0	0	13	2	0	0	3	1	0	0	0	0	16	3
Pornography/Obscene Material	1	0	0	0	0	0	0	0	0	0	0	0	1	0
Prostitution Offenses	0	0	0	0	0	0	0	0	0	0	0	0	0	0
Robbery	0	0	0	0	1	1	1	0	0	0	0	0	2	1
Sex Offenses, Forcible	14	8	0	0	0	0	1	1	0	0	0	0	15	9
Sex Offenses, Nonforcible	1	1	0	0	0	0	0	0	0	0	0	0	1	1
Stolen Property Offenses (Receiving, etc.)	0	0	4	2	8	8	0	0	1	0	0	0	13	10
Weapon Law Violations	0	0	7	7	6	5	2	2	1	1	1	0	17	15
<b>Total</b>	<b>39</b>	<b>27</b>	<b>275</b>	<b>172</b>	<b>143</b>	<b>80</b>	<b>36</b>	<b>28</b>	<b>6</b>	<b>4</b>	<b>1</b>	<b>0</b>	<b>500</b>	<b>311</b>



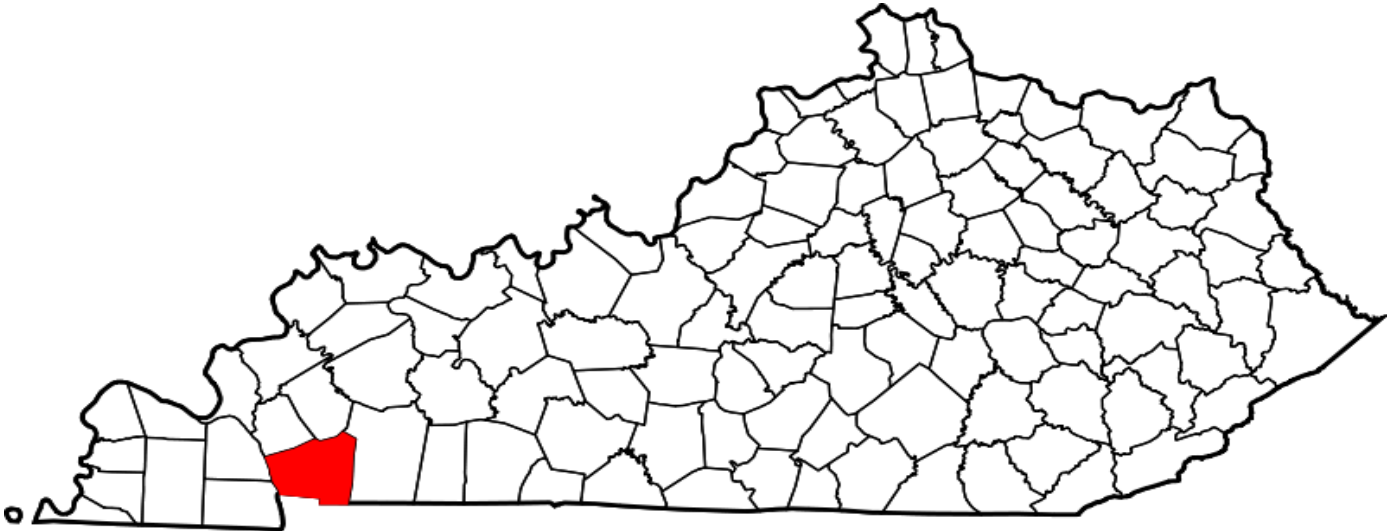
## Trigg County

**A CRIME IS COMMITTED IN TRIGG COUNTY  
APPROXIMATELY EVERY 14 HOURS**

### FULL TIME SWORN LAW ENFORCEMENT EMPLOYEES

Agency	Male	Female	Total
STATE POLICE	1005	22	1027
TRIGG COUNTY SHERIFF'S OFFICE	6	2	8
CADIZ POLICE DEPARTMENT	8	0	8

\*\*Kentucky State Police Troopers may be assigned to multiple counties per post.



County Seat: Cadiz  
Population: 14,444  
Registered Sex Offenders: 23

## TRIGG COUNTY

Group A Offenses	State Police		Sheriff		Cadiz		All Other Agencies		Total	
By Category	Offenses		Offenses		Offenses		Offenses		Offenses	
	Reported	Cleared	Reported	Cleared	Reported	Cleared	Reported	Cleared	Reported	Cleared
Animal Cruelty	0	0	2	1	1	1	0	0	3	2
Arson	0	0	1	0	0	0	0	0	1	0
Assault Offenses	3	2	14	12	66	53	0	0	83	67
Bribery	0	0	0	0	1	1	0	0	1	1
Burglary/Breaking and Entering	2	1	44	7	17	6	0	0	63	14
Counterfeiting/Forgery	1	0	16	3	22	7	3	3	42	13
Destruction/Damage/Vandalism Of Property	1	0	11	6	21	7	1	1	34	14
Drug/Narcotic Offenses	13	6	51	44	67	64	7	6	138	120
Extortion/Blackmail	0	0	0	0	0	0	0	0	0	0
Fraud Offenses	6	1	7	3	17	5	3	3	33	12
Gambling Offenses	0	0	0	0	0	0	0	0	0	0
Homicide Offenses	1	1	0	0	0	0	0	0	1	1
Human Trafficking	0	0	0	0	0	0	0	0	0	0
Kidnapping/Abduction	1	0	2	0	3	1	0	0	6	1
Larceny/Theft Offenses	11	3	57	7	80	43	0	0	148	53
Motor Vehicle Theft	1	1	10	1	7	2	0	0	18	4
Pornography/Obscene Material	0	0	3	0	0	0	0	0	3	0
Prostitution Offenses	1	1	0	0	0	0	0	0	1	1
Robbery	0	0	0	0	0	0	0	0	0	0
Sex Offenses, Forcible	10	2	3	0	4	3	0	0	17	5
Sex Offenses, Nonforcible	0	0	0	0	0	0	0	0	0	0
Stolen Property Offenses (Receiving, etc.)	0	0	7	3	1	1	0	0	8	4
Weapon Law Violations	2	2	0	0	6	6	0	0	8	8
<b>Total</b>	<b>53</b>	<b>20</b>	<b>228</b>	<b>87</b>	<b>313</b>	<b>200</b>	<b>14</b>	<b>13</b>	<b>608</b>	<b>320</b>

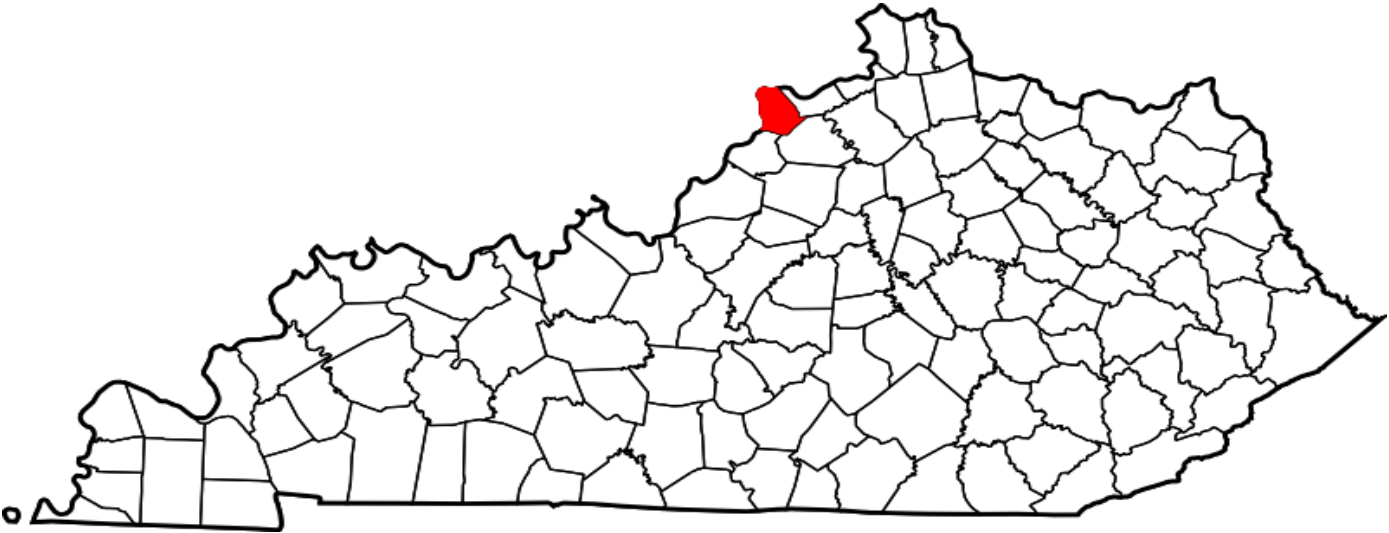
# Trimble County

**A CRIME IS COMMITTED IN TRIMBLE COUNTY  
APPROXIMATELY EVERY 24 HOURS**

## FULL TIME SWORN LAW ENFORCEMENT EMPLOYEES

Agency	Male	Female	Total
STATE POLICE	1005	22	1027
TRIMBLE COUNTY SHERIFF'S OFFICE	2	0	2

\*\*Kentucky State Police Troopers may be assigned to multiple counties per post.



County Seat: Bedford  
Population: 8,561  
Registered Sex Offenders: 30

**TRIMBLE  
COUNTY**

<b>Group A Offenses</b>	<b>State Police</b>		<b>Sheriff</b>		<b>All Other Agencies</b>		<b>-</b>		<b>Total</b>	
By Category	Offenses		Offenses		Offenses		Offenses		Offenses	
	Reported	Cleared	Reported	Cleared	Reported	Cleared	Reported	Cleared	Reported	Cleared
Animal Cruelty	0	0	0	0	0	0			0	0
Arson	1	0	1	1	0	0			2	1
Assault Offenses	32	28	11	7	0	0			43	35
Bribery	0	0	0	0	0	0			0	0
Burglary/Breaking and Entering	17	6	5	0	0	0			22	6
Counterfeiting/Forgery	18	13	0	0	0	0			18	13
Destruction/Damage/Vandalism Of Property	12	2	1	1	0	0			13	3
Drug/Narcotic Offenses	81	77	3	0	0	0			84	77
Extortion/Blackmail	0	0	0	0	0	0			0	0
Fraud Offenses	2	1	0	0	0	0			2	1
Gambling Offenses	0	0	0	0	0	0			0	0
Homicide Offenses	0	0	0	0	0	0			0	0
Human Trafficking	0	0	0	0	0	0			0	0
Kidnapping/Abduction	1	1	0	0	0	0			1	1
Larceny/Theft Offenses	15	3	5	1	0	0			20	4
Motor Vehicle Theft	1	0	3	0	0	0			4	0
Pornography/Obscene Material	47	45	2	0	0	0			49	45
Prostitution Offenses	0	0	0	0	0	0			0	0
Robbery	1	0	0	0	0	0			1	0
Sex Offenses, Forcible	7	3	0	0	0	0			7	3
Sex Offenses, Nonforcible	1	1	0	0	0	0			1	1
Stolen Property Offenses (Receiving, etc.)	5	3	0	0	0	0			5	3
Weapon Law Violations	4	3	0	0	0	0			4	3
<b>Total</b>	<b>245</b>	<b>186</b>	<b>31</b>	<b>10</b>	<b>0</b>	<b>0</b>	<b>0</b>	<b>0</b>	<b>276</b>	<b>196</b>

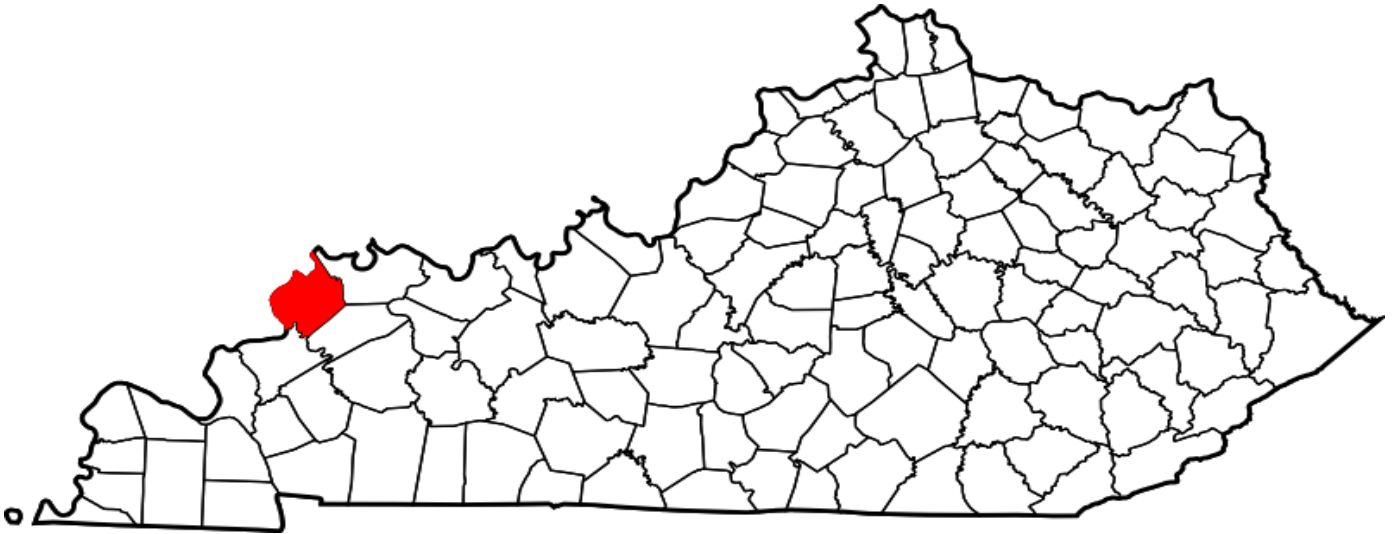
## Union County

**A CRIME IS COMMITTED IN UNION COUNTY  
APPROXIMATELY EVERY 21 HOURS**

### FULL TIME SWORN LAW ENFORCEMENT EMPLOYEES

Agency	Male	Female	Total
STATE POLICE	1005	22	1027
UNION COUNTY SHERIFF'S OFFICE	7	1	8
MORGANFIELD POLICE DEPARTMENT	7	0	7
STURGIS POLICE DEPARTMENT	2	0	2
UNIONTOWN POLICE DEPARTMENT	2	0	2

\*\*Kentucky State Police Troopers may be assigned to multiple counties per post.



County Seat: Morganfield  
Population: 14,668  
Registered Sex Offenders: 28

## UNION COUNTY

<b>Group A Offenses</b>	<b>State Police</b>		<b>Sheriff</b>		<b>Morganfield</b>		<b>Sturgis</b>		<b>Uniontown</b>		<b>All Other Agencies</b>		<b>Total</b>	
By Category	Offenses		Offenses		Offenses		Offenses		Offenses		Offenses		Offenses	
	Reported	Cleared	Reported	Cleared	Reported	Cleared	Reported	Cleared	Reported	Cleared	Reported	Cleared	Reported	Cleared
Animal Cruelty	0	0	0	0	0	0	0	0	0	0	0	0	0	0
Arson	0	0	0	0	0	0	0	0	0	0	0	0	0	0
Assault Offenses	8	8	47	29	17	16	2	2	9	5	0	0	83	60
Bribery	0	0	0	0	0	0	0	0	0	0	0	0	0	0
Burglary/Breaking and Entering	3	1	20	12	15	13	1	0	9	0	0	0	48	26
Counterfeiting/Forgery	8	8	2	0	3	2	0	0	1	0	0	0	14	10
Destruction/Damage/Vandalism Of Property	0	0	5	2	1	1	0	0	3	1	0	0	9	4
Drug/Narcotic Offenses	22	19	45	34	46	29	0	0	4	2	16	11	133	95
Extortion/Blackmail	0	0	0	0	0	0	0	0	0	0	0	0	0	0
Fraud Offenses	1	0	2	0	1	1	0	0	0	0	0	0	4	1
Gambling Offenses	0	0	0	0	0	0	0	0	0	0	0	0	0	0
Homicide Offenses	0	0	0	0	0	0	0	0	0	0	0	0	0	0
Human Trafficking	0	0	0	0	0	0	0	0	0	0	0	0	0	0
Kidnapping/Abduction	1	1	0	0	1	0	0	0	0	0	0	0	2	1
Larceny/Theft Offenses	5	2	15	2	16	10	0	0	28	6	0	0	64	20
Motor Vehicle Theft	0	0	4	1	1	1	0	0	1	1	0	0	6	3
Pornography/Obscene Material	1	1	2	0	0	0	0	0	0	0	0	0	3	1
Prostitution Offenses	0	0	0	0	0	0	0	0	0	0	0	0	0	0
Robbery	0	0	0	0	0	0	0	0	0	0	0	0	0	0
Sex Offenses, Forcible	8	5	4	4	0	0	0	0	0	0	0	0	12	9
Sex Offenses, Nonforcible	1	0	0	0	0	0	0	0	0	0	0	0	1	0
Stolen Property Offenses (Receiving, etc.)	0	0	7	5	3	3	0	0	0	0	0	0	10	8
Weapon Law Violations	3	2	7	5	4	1	0	0	0	0	0	0	14	8
<b>Total</b>	<b>61</b>	<b>47</b>	<b>160</b>	<b>94</b>	<b>108</b>	<b>77</b>	<b>3</b>	<b>2</b>	<b>55</b>	<b>15</b>	<b>16</b>	<b>11</b>	<b>403</b>	<b>246</b>

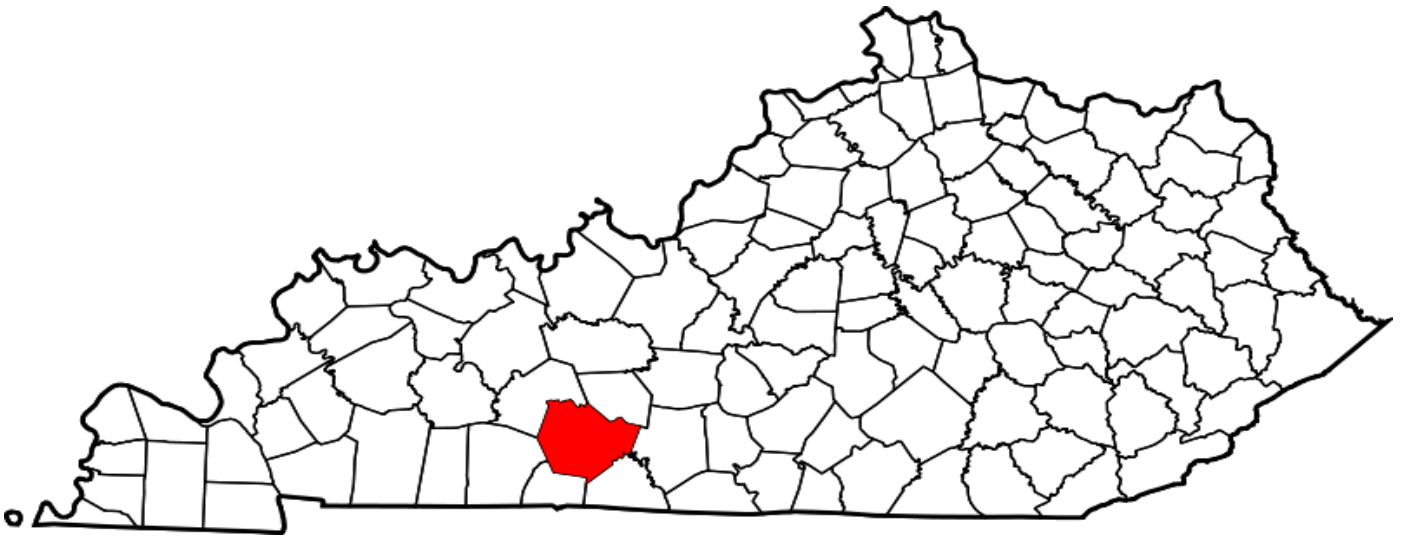
## Warren County

**A CRIME IS COMMITTED IN WARREN COUNTY  
APPROXIMATELY EVERY 49 MINUTES**

### FULL TIME SWORN LAW ENFORCEMENT EMPLOYEES

Agency	Male	Female	Total
STATE POLICE	1005	22	1027
WARREN COUNTY SHERIFF'S OFFICE	38	0	38
BOWLING GREEN POLICE DEPARTMENT	97	16	113
SMITHS GROVE POLICE DEPARTMENT	1	0	1
WESTERN KENTUCKY UNIVERSITY	24	1	25
WOODBURN POLICE DEPARTMENT	2	0	2

\*\*Kentucky State Police Troopers may be assigned to multiple counties per post.



County Seat: Bowling Green  
Population: 128,845  
Registered Sex Offenders: 151

**WARREN  
COUNTY**

<b>Group A Offenses</b>	<b>State Police</b>		<b>Sheriff</b>		<b>Bowling Green</b>		<b>Smiths Grove</b>		<b>Western KY Univ.</b>	
By Category	Offenses		Offenses		Offenses		Offenses		Offenses	
	Reported	Cleared	Reported	Cleared	Reported	Cleared	Reported	Cleared	Reported	Cleared
Animal Cruelty	0	0	2	0	7	0	0	0	0	0
Arson	0	0	2	0	2	0	0	0	0	0
Assault Offenses	59	43	293	103	960	69	1	0	11	3
Bribery	0	0	3	1	4	0	0	0	0	0
Burglary/Breaking and Entering	16	2	151	10	404	8	0	0	11	0
Counterfeiting/Forgery	10	7	34	3	412	11	0	0	0	0
Destruction/Damage/Vandalism Of Property	12	6	157	9	772	28	0	0	21	2
Drug/Narcotic Offenses	297	228	400	142	1,231	203	1	0	34	11
Extortion/Blackmail	0	0	0	0	6	0	0	0	0	0
Fraud Offenses	7	6	45	7	346	7	1	0	5	0
Gambling Offenses	0	0	0	0	3	0	0	0	0	0
Homicide Offenses	0	0	6	0	7	0	0	0	0	0
Human Trafficking	1	1	0	0	0	0	0	0	0	0
Kidnapping/Abduction	2	1	8	3	19	3	0	0	0	0
Larceny/Theft Offenses	33	6	404	23	3,284	307	4	0	44	6
Motor Vehicle Theft	6	1	46	3	231	11	1	0	0	0
Pornography/Obscene Material	21	21	11	6	20	1	0	0	1	1
Prostitution Offenses	3	3	0	0	4	0	0	0	0	0
Robbery	0	0	4	1	68	2	1	0	1	0
Sex Offenses, Forcible	18	3	49	6	162	6	0	0	5	0
Sex Offenses, Nonforcible	0	0	11	5	14	0	0	0	0	0
Stolen Property Offenses (Receiving, etc.)	20	14	42	16	105	28	0	0	2	0
Weapon Law Violations	22	20	53	25	83	29	0	0	0	0
<b>Total</b>	<b>527</b>	<b>362</b>	<b>1721</b>	<b>363</b>	<b>8144</b>	<b>713</b>	<b>9</b>	<b>0</b>	<b>135</b>	<b>23</b>



## WARREN COUNTY

Group A Offenses	Woodburn		All Other Agencies		-		-		Total	
By Category	Offenses		Offenses		Offenses		Offenses		Offenses	
	Reported	Cleared	Reported	Cleared	Reported	Cleared	Reported	Cleared	Reported	Cleared
Animal Cruelty	0	0	0	0					9	0
Arson	0	0	0	0					4	0
Assault Offenses	1	0	0	0					1325	218
Bribery	0	0	0	0					7	1
Burglary/Breaking and Entering	0	0	0	0					582	20
Counterfeiting/Forgery	0	0	0	0					456	21
Destruction/Damage/Vandalism Of Property	1	0	0	0					963	45
Drug/Narcotic Offenses	1	0	5	5					1969	589
Extortion/Blackmail	0	0	0	0					6	0
Fraud Offenses	0	0	4	2					408	22
Gambling Offenses	0	0	0	0					3	0
Homicide Offenses	0	0	0	0					13	0
Human Trafficking	0	0	0	0					1	1
Kidnapping/Abduction	0	0	0	0					29	7
Larceny/Theft Offenses	0	0	0	0					3769	342
Motor Vehicle Theft	0	0	0	0					284	15
Pornography/Obscene Material	0	0	0	0					53	29
Prostitution Offenses	0	0	0	0					7	3
Robbery	0	0	0	0					74	3
Sex Offenses, Forcible	0	0	0	0					234	15
Sex Offenses, Nonforcible	0	0	0	0					25	5
Stolen Property Offenses (Receiving, etc.)	1	0	0	0					170	58
Weapon Law Violations	0	0	0	0					158	74
<b>Total</b>	<b>4</b>	<b>0</b>	<b>9</b>	<b>7</b>	<b>0</b>	<b>0</b>	<b>0</b>	<b>0</b>	<b>10549</b>	<b>1468</b>

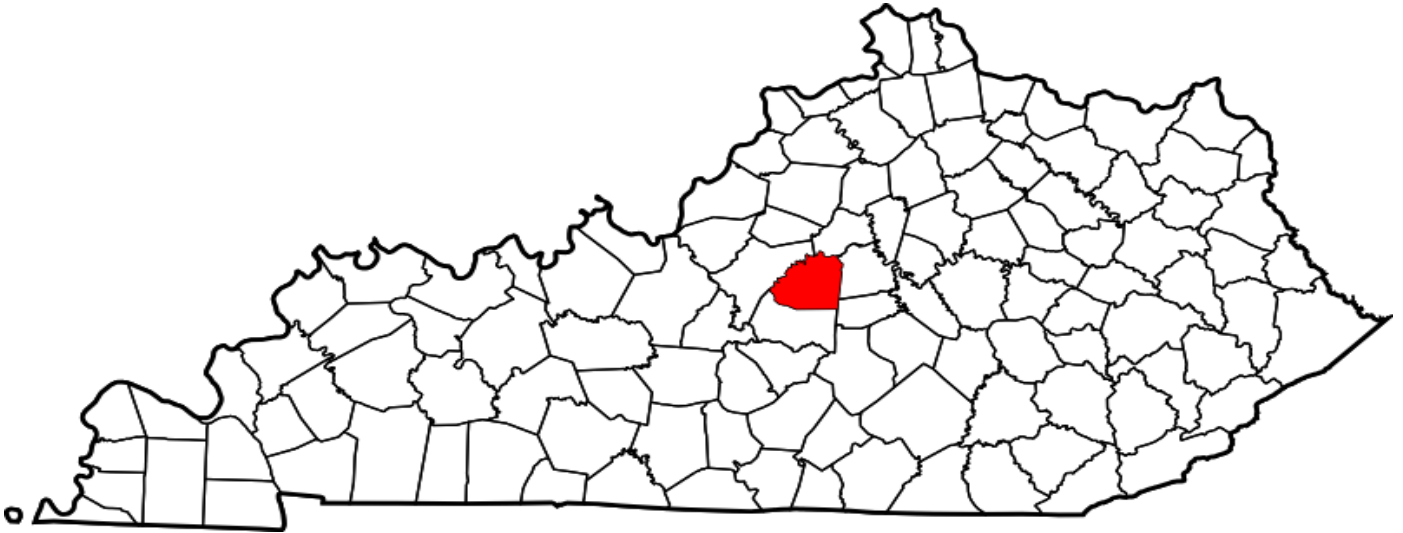
## Washington County

**A CRIME IS COMMITTED IN WASHINGTON COUNTY  
APPROXIMATELY EVERY 24 HOURS**

### FULL TIME SWORN LAW ENFORCEMENT EMPLOYEES

Agency	Male	Female	Total
STATE POLICE	1005	22	1027
WASHINGTON COUNTY SHERIFF'S OFFICE	6	0	6
SPRINGFIELD POLICE DEPARTMENT	10	0	10

\*\*Kentucky State Police Troopers may be assigned to multiple counties per post.



County Seat: Springfield  
Population: 12,126  
Registered Sex Offenders: 23

**WASHINGTON  
COUNTY**

<b>Group A Offenses</b>	<b>State Police</b>		<b>Sheriff</b>		<b>Springfield</b>		<b>All Other Agencies</b>		<b>Total</b>	
By Category	Offenses		Offenses		Offenses		Offenses		Offenses	
	Reported	Cleared	Reported	Cleared	Reported	Cleared	Reported	Cleared	Reported	Cleared
Animal Cruelty	0	0	0	0	0	0	0	0	0	0
Arson	1	0	0	0	0	0	0	0	1	0
Assault Offenses	8	7	32	12	24	15	0	0	64	34
Bribery	0	0	0	0	0	0	0	0	0	0
Burglary/Breaking and Entering	4	0	10	1	6	1	0	0	20	2
Counterfeiting/Forgery	0	0	5	0	18	16	0	0	23	16
Destruction/Damage/Vandalism Of Property	3	1	7	2	4	2	0	0	14	5
Drug/Narcotic Offenses	18	13	13	5	39	38	13	0	83	56
Extortion/Blackmail	0	0	0	0	0	0	0	0	0	0
Fraud Offenses	0	0	1	0	0	0	0	0	1	0
Gambling Offenses	0	0	0	0	0	0	0	0	0	0
Homicide Offenses	0	0	0	0	2	0	0	0	2	0
Human Trafficking	0	0	0	0	0	0	0	0	0	0
Kidnapping/Abduction	1	1	1	0	0	0	0	0	2	1
Larceny/Theft Offenses	4	1	20	2	11	2	0	0	35	5
Motor Vehicle Theft	6	1	9	0	3	0	0	0	18	1
Pornography/Obscene Material	0	0	0	0	0	0	0	0	0	0
Prostitution Offenses	0	0	0	0	0	0	0	0	0	0
Robbery	0	0	0	0	0	0	0	0	0	0
Sex Offenses, Forcible	0	0	1	0	0	0	0	0	1	0
Sex Offenses, Nonforcible	0	0	0	0	0	0	0	0	0	0
Stolen Property Offenses (Receiving, etc.)	0	0	3	0	3	2	0	0	6	2
Weapon Law Violations	3	2	2	0	3	2	1	0	9	4
<b>Total</b>	<b>48</b>	<b>26</b>	<b>104</b>	<b>22</b>	<b>113</b>	<b>78</b>	<b>14</b>	<b>0</b>	<b>279</b>	<b>126</b>

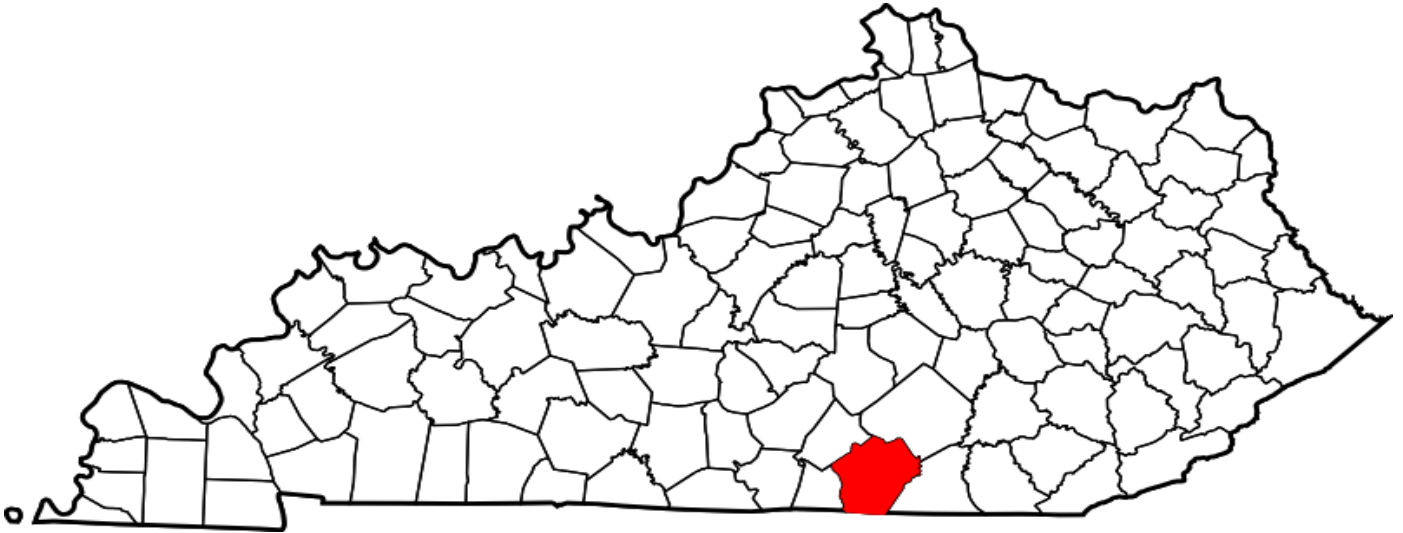
# Wayne County

**A CRIME IS COMMITTED IN WAYNE COUNTY  
APPROXIMATELY EVERY 19 HOURS**

## FULL TIME SWORN LAW ENFORCEMENT EMPLOYEES

Agency	Male	Female	Total
STATE POLICE	1005	22	1027
WAYNE COUNTY SHERIFF'S OFFICE	11	1	12
MONTICELLO POLICE DEPARTMENT	10	0	10

\*\*Kentucky State Police Troopers may be assigned to multiple counties per post.



County Seat: Monticello  
Population: 20,716  
Registered Sex Offenders: 35

## WAYNE COUNTY

<b>Group A Offenses</b>	<b>State Police</b>		<b>Sheriff</b>		<b>Monticello</b>		<b>All Other Agencies</b>		<b>Total</b>	
By Category	Offenses		Offenses		Offenses		Offenses		Offenses	
	Reported	Cleared	Reported	Cleared	Reported	Cleared	Reported	Cleared	Reported	Cleared
Animal Cruelty	0	0	0	0	0	0	0	0	0	0
Arson	1	0	1	0	2	1	0	0	4	1
Assault Offenses	19	11	20	7	33	20	0	0	72	38
Bribery	0	0	0	0	0	0	0	0	0	0
Burglary/Breaking and Entering	1	0	16	3	27	10	0	0	44	13
Counterfeiting/Forgery	7	0	2	0	4	0	0	0	13	0
Destruction/Damage/Vandalism Of Property	3	1	6	3	8	1	0	0	17	5
Drug/Narcotic Offenses	49	26	57	9	46	7	3	2	155	44
Extortion/Blackmail	0	0	0	0	0	0	0	0	0	0
Fraud Offenses	4	2	4	0	3	0	1	0	12	2
Gambling Offenses	0	0	0	0	0	0	0	0	0	0
Homicide Offenses	0	0	0	0	0	0	0	0	0	0
Human Trafficking	0	0	0	0	0	0	0	0	0	0
Kidnapping/Abduction	1	1	0	0	3	3	0	0	4	4
Larceny/Theft Offenses	3	2	24	1	45	12	0	0	72	15
Motor Vehicle Theft	1	0	12	1	12	3	0	0	25	4
Pornography/Obscene Material	0	0	0	0	0	0	0	0	0	0
Prostitution Offenses	0	0	0	0	0	0	0	0	0	0
Robbery	0	0	0	0	1	0	0	0	1	0
Sex Offenses, Forcible	5	0	0	0	2	0	0	0	7	0
Sex Offenses, Nonforcible	1	0	0	0	0	0	0	0	1	0
Stolen Property Offenses (Receiving, etc.)	2	2	4	3	3	1	0	0	9	6
Weapon Law Violations	2	1	5	4	5	0	0	0	12	5
<b>Total</b>	<b>99</b>	<b>46</b>	<b>151</b>	<b>31</b>	<b>194</b>	<b>58</b>	<b>4</b>	<b>2</b>	<b>448</b>	<b>137</b>

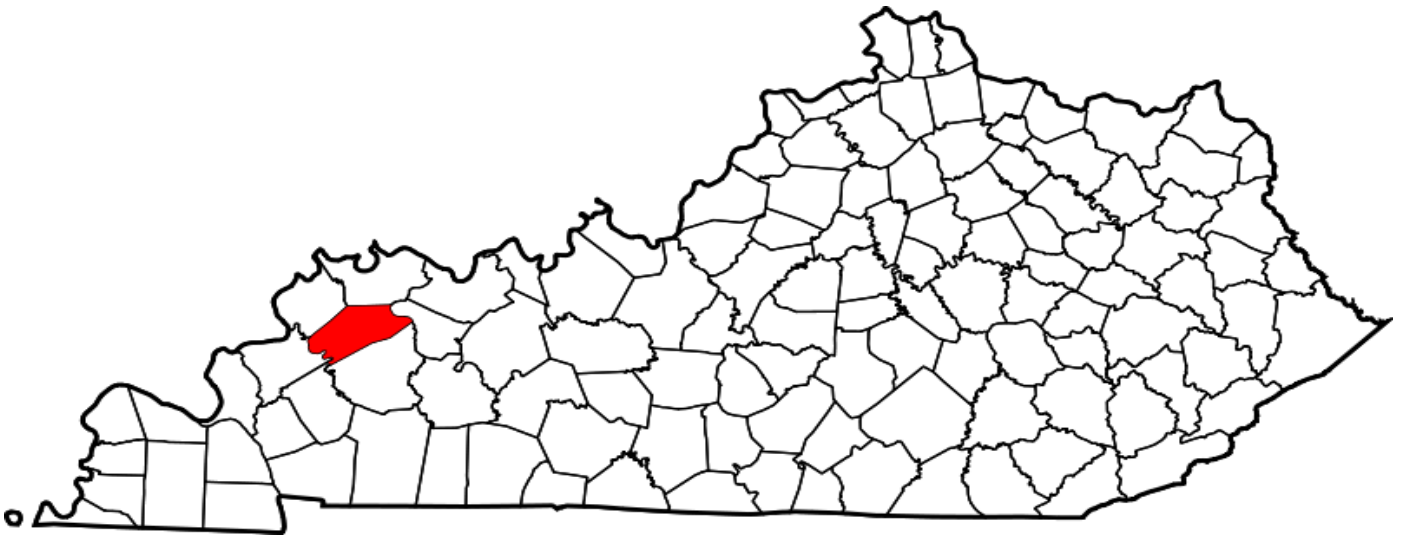
## Webster County

**A CRIME IS COMMITTED IN WEBSTER COUNTY  
APPROXIMATELY EVERY 2 DAYS**

### FULL TIME SWORN LAW ENFORCEMENT EMPLOYEES

Agency	Male	Female	Total
STATE POLICE	1005	22	1027
WEBSTER COUNTY SHERIFF'S OFFICE	7	0	7
CLAY POLICE DEPARTMENT	1	0	1
PROVIDENCE POLICE DEPARTMENT	3	0	3
SEBREE POLICE DEPARTMENT	1	0	1

\*\*Kentucky State Police Troopers may be assigned to multiple counties per post.



County Seat: Dixon  
Population: 13,018  
Registered Sex Offenders: 26

**WEBSTER  
COUNTY**

<b>Group A Offenses</b>	<b>State Police</b>		<b>Sheriff</b>		<b>Providence</b>		<b>Clay</b>		<b>Sebree</b>		<b>All Other Agencies</b>		<b>Total</b>	
By Category	Offenses		Offenses		Offenses		Offenses		Offenses		Offenses		Offenses	
	Reported	Cleared	Reported	Cleared	Reported	Cleared	Reported	Cleared	Reported	Cleared	Reported	Cleared	Reported	Cleared
Animal Cruelty	0	0	0	0	0	0	0	0	0	0	0	0	0	0
Arson	2	2	0	0	0	0	0	0	1	1	0	0	3	3
Assault Offenses	10	7	18	13	16	9	0	0	2	2	0	0	46	31
Bribery	0	0	0	0	0	0	0	0	0	0	0	0	0	0
Burglary/Breaking and Entering	2	1	5	4	6	1	0	0	1	1	0	0	14	7
Counterfeiting/Forgery	4	0	0	0	0	0	0	0	0	0	0	0	4	0
Destruction/Damage/Vandalism Of Property	1	1	2	2	3	2	0	0	1	0	0	0	7	5
Drug/Narcotic Offenses	12	9	17	17	9	9	0	0	0	0	12	10	50	45
Extortion/Blackmail	0	0	0	0	0	0	0	0	0	0	0	0	0	0
Fraud Offenses	2	0	0	0	2	0	0	0	0	0	0	0	4	0
Gambling Offenses	1	1	0	0	0	0	0	0	0	0	0	0	1	1
Homicide Offenses	1	1	1	1	0	0	0	0	0	0	0	0	2	2
Human Trafficking	0	0	0	0	0	0	0	0	0	0	0	0	0	0
Kidnapping/Abduction	0	0	0	0	0	0	0	0	0	0	0	0	0	0
Larceny/Theft Offenses	8	2	13	5	16	2	0	0	1	0	0	0	38	9
Motor Vehicle Theft	0	0	1	0	1	0	0	0	1	0	0	0	3	0
Pornography/Obscene Material	3	3	4	0	0	0	0	0	0	0	0	0	7	3
Prostitution Offenses	0	0	0	0	0	0	0	0	0	0	0	0	0	0
Robbery	0	0	1	1	0	0	0	0	0	0	0	0	1	1
Sex Offenses, Forcible	7	5	0	0	0	0	0	0	0	0	0	0	7	5
Sex Offenses, Nonforcible	2	0	0	0	0	0	0	0	0	0	0	0	2	0
Stolen Property Offenses (Receiving, etc.)	0	0	0	0	1	1	0	0	0	0	0	0	1	1
Weapon Law Violations	3	3	2	2	3	0	0	0	0	0	0	0	8	5
<b>Total</b>	<b>58</b>	<b>35</b>	<b>64</b>	<b>45</b>	<b>57</b>	<b>24</b>	<b>0</b>	<b>0</b>	<b>7</b>	<b>4</b>	<b>12</b>	<b>10</b>	<b>198</b>	<b>118</b>

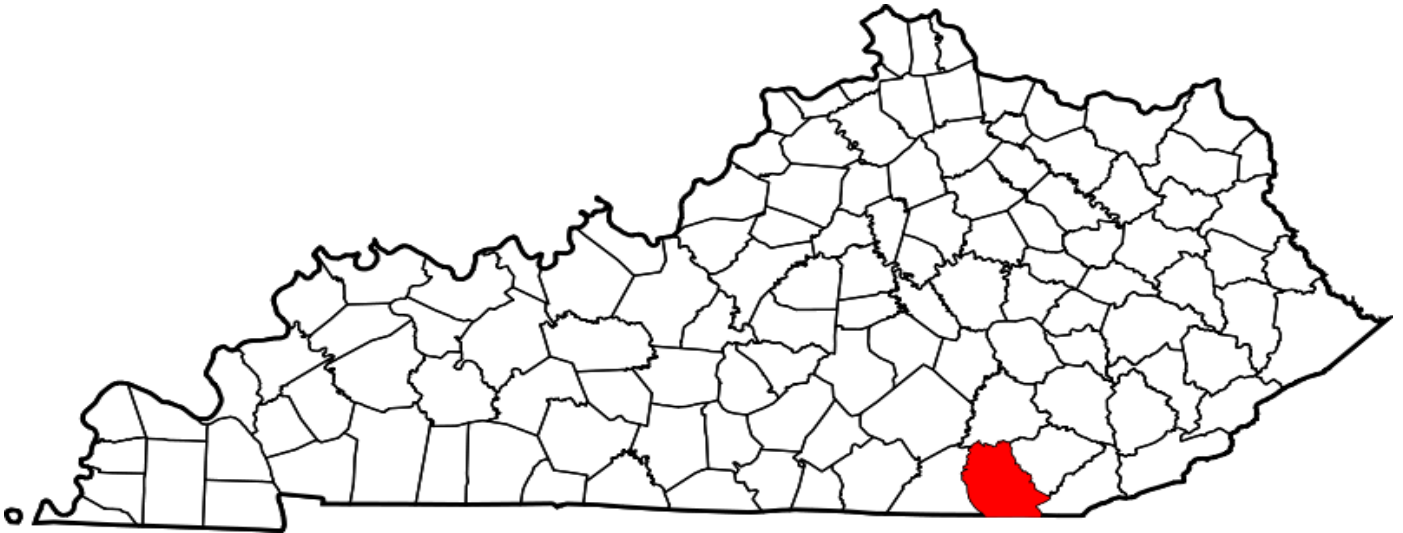
## Whitley County

**A CRIME IS COMMITTED IN WHITLEY COUNTY  
APPROXIMATELY EVERY 6 HOURS**

### FULL TIME SWORN LAW ENFORCEMENT EMPLOYEES

Agency	Male	Female	Total
STATE POLICE	1005	22	1027
WHITLEY COUNTY SHERIFF'S OFFICE	14	0	14
CORBIN POLICE DEPARTMENT	19	2	21
WILLIAMSBURG POLICE DEPARTMENT	17	0	17

\*\*Kentucky State Police Troopers may be assigned to multiple counties per post.



County Seat: Williamsburg  
Population: 36,214  
Registered Sex Offenders: 91



**WHITLEY  
COUNTY**

<b>Group A Offenses</b>	<b>State Police</b>		<b>Sheriff</b>		<b>Corbin</b>		<b>Williamsburg</b>		<b>All Other Agencies</b>		<b>Total</b>	
By Category	Offenses		Offenses		Offenses		Offenses		Offenses		Offenses	
	Reported	Cleared	Reported	Cleared	Reported	Cleared	Reported	Cleared	Reported	Cleared	Reported	Cleared
Animal Cruelty	0	0	2	2	0	0	0	0	0	0	2	2
Arson	2	0	0	0	1	0	2	0	0	0	5	0
Assault Offenses	30	28	24	12	12	6	18	8	0	0	84	54
Bribery	0	0	0	0	0	0	0	0	0	0	0	0
Burglary/Breaking and Entering	8	1	44	3	30	8	13	0	0	0	95	12
Counterfeiting/Forgery	1	1	4	2	44	17	18	2	0	0	67	22
Destruction/Damage/Vandalism Of Property	9	5	20	1	84	25	12	4	1	0	126	35
Drug/Narcotic Offenses	83	53	90	60	146	129	181	117	3	3	503	362
Extortion/Blackmail	0	0	0	0	1	1	0	0	0	0	1	1
Fraud Offenses	6	1	7	0	28	5	3	2	0	0	44	8
Gambling Offenses	0	0	0	0	0	0	0	0	0	0	0	0
Homicide Offenses	1	1	1	0	3	3	3	0	0	0	8	4
Human Trafficking	0	0	0	0	0	0	0	0	0	0	0	0
Kidnapping/Abduction	0	0	0	0	0	0	1	0	0	0	1	0
Larceny/Theft Offenses	57	44	71	2	95	33	29	3	0	0	252	82
Motor Vehicle Theft	5	1	25	1	20	6	8	1	0	0	58	9
Pornography/Obscene Material	1	0	0	0	1	0	1	1	0	0	3	1
Prostitution Offenses	0	0	0	0	0	0	0	0	0	0	0	0
Robbery	0	0	0	0	3	0	1	1	0	0	4	1
Sex Offenses, Forcible	19	6	0	0	4	0	2	0	0	0	25	6
Sex Offenses, Nonforcible	1	0	0	0	1	0	0	0	0	0	2	0
Stolen Property Offenses (Receiving, etc.)	8	4	7	0	12	10	13	1	0	0	40	15
Weapon Law Violations	8	6	6	3	5	5	10	4	1	1	30	19
<b>Total</b>	<b>239</b>	<b>151</b>	<b>301</b>	<b>86</b>	<b>490</b>	<b>248</b>	<b>315</b>	<b>144</b>	<b>5</b>	<b>4</b>	<b>1350</b>	<b>633</b>

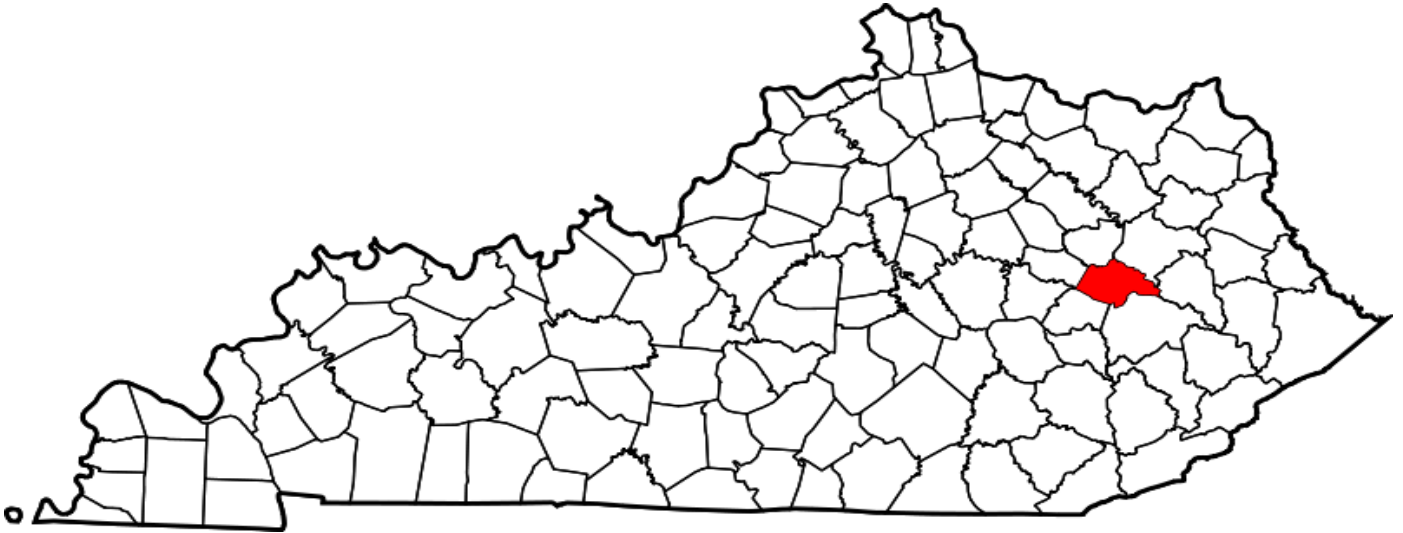
## Wolfe County

**A CRIME IS COMMITTED IN WOLFE COUNTY  
APPROXIMATELY EVERY 2.5 DAYS**

### FULL TIME SWORN LAW ENFORCEMENT EMPLOYEES

Agency	Male	Female	Total
STATE POLICE	1005	22	1027
WOLFE COUNTY SHERIFF'S OFFICE	10	2	12

\*\*Kentucky State Police Troopers may be assigned to multiple counties per post.



County Seat: Campton  
Population: 7,264  
Registered Sex Offenders: 27

## WOLFE COUNTY

Group A Offenses	State Police		Sheriff		All Other Agenceis		-		Total	
By Category	Offenses		Offenses		Offenses		Offenses		Offenses	
	Reported	Cleared	Reported	Cleared	Reported	Cleared	Reported	Cleared	Reported	Cleared
Animal Cruelty	0	0	0	0	0	0			0	0
Arson	0	0	0	0	0	0			0	0
Assault Offenses	9	4	2	0	0	0			11	4
Bribery	0	0	0	0	0	0			0	0
Burglary/Breaking and Entering	5	0	4	0	0	0			9	0
Counterfeiting/Forgery	1	0	0	0	1	0			2	0
Destruction/Damage/Vandalism Of Property	3	0	3	0	0	0			6	0
Drug/Narcotic Offenses	34	30	26	20	0	0			60	50
Extortion/Blackmail	0	0	0	0	0	0			0	0
Fraud Offenses	0	0	0	0	0	0			0	0
Gambling Offenses	0	0	0	0	0	0			0	0
Homicide Offenses	1	1	0	0	0	0			1	1
Human Trafficking	0	0	0	0	0	0			0	0
Kidnapping/Abduction	0	0	0	0	0	0			0	0
Larceny/Theft Offenses	3	2	6	1	0	0			9	3
Motor Vehicle Theft	5	1	5	1	0	0			10	2
Pornography/Obscene Material	13	12	0	0	0	0			13	12
Prostitution Offenses	0	0	0	0	0	0			0	0
Robbery	0	0	0	0	0	0			0	0
Sex Offenses, Forcible	10	3	0	0	0	0			10	3
Sex Offenses, Nonforcible	0	0	0	0	0	0			0	0
Stolen Property Offenses (Receiving, etc.)	0	0	4	3	0	0			4	3
Weapon Law Violations	3	2	1	1	0	0			4	3
<b>Total</b>	<b>87</b>	<b>55</b>	<b>51</b>	<b>26</b>	<b>1</b>	<b>0</b>	<b>0</b>	<b>0</b>	<b>139</b>	<b>81</b>

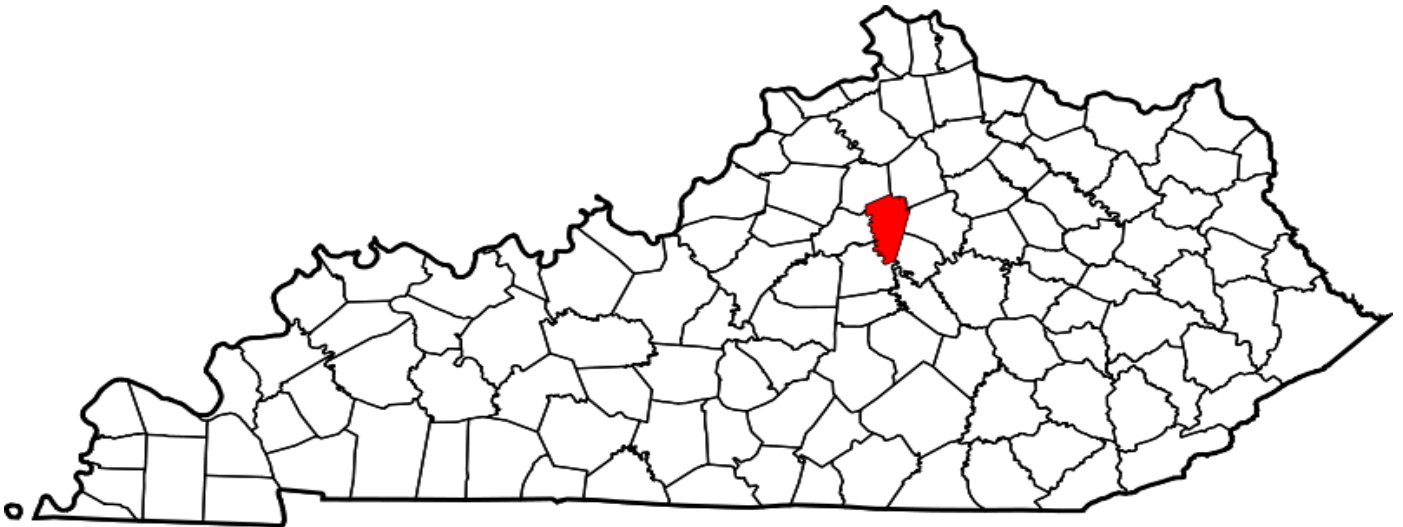
## Woodford County

**A CRIME IS COMMITTED IN WOODFORD COUNTY  
APPROXIMATELY EVERY 5 HOURS**

### FULL TIME SWORN LAW ENFORCEMENT EMPLOYEES

Agency	Male	Female	Total
STATE POLICE	1005	22	1027
WOODFORD COUNTY SHERIFF'S OFFICE	9	0	9
VERSAILLES POLICE DEPARTMENT	34	2	36

\*\*Kentucky State Police Troopers may be assigned to multiple counties per post.



County Seat: Versailles  
Population: 26,368  
Registered Sex Offenders: 30

**WOODFORD  
COUNTY**

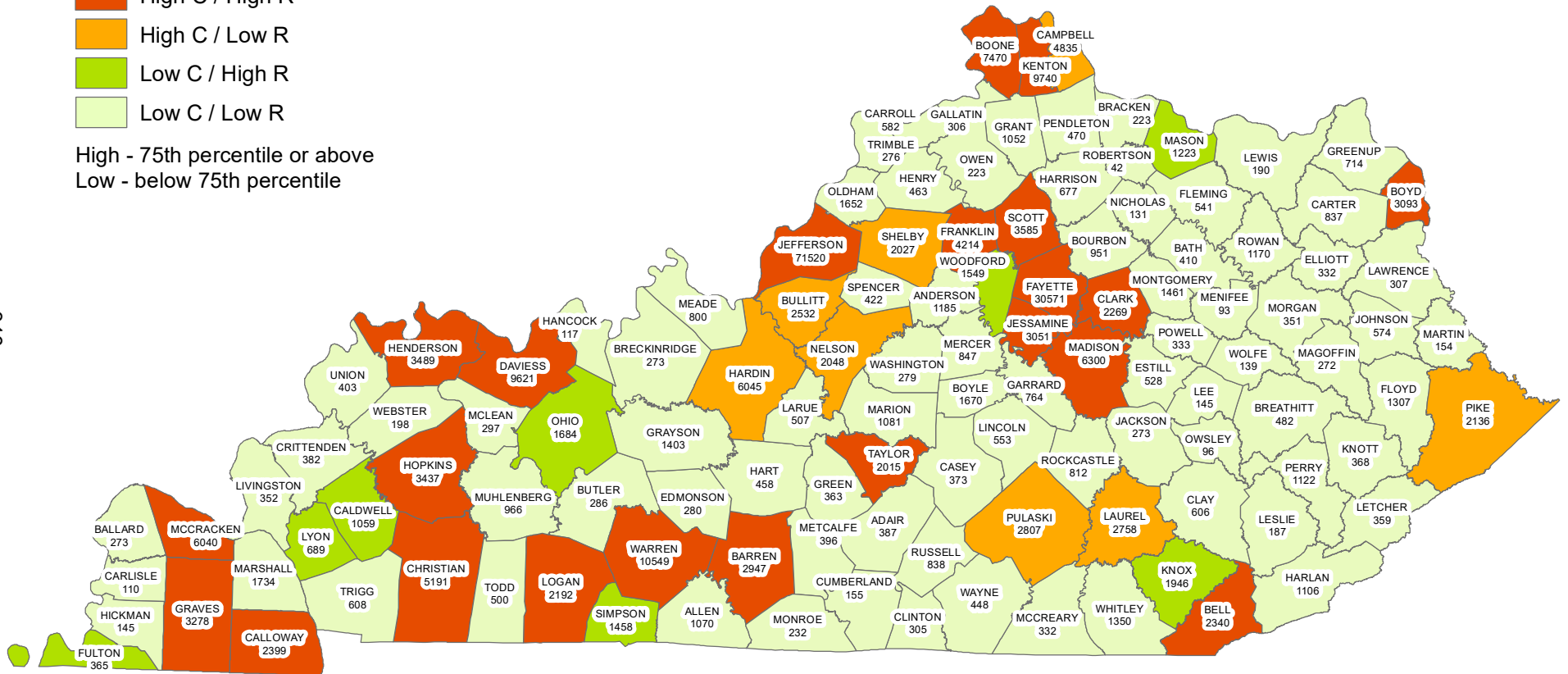
<b>Group A Offenses</b>	<b>State Police</b>		<b>Sheriff</b>		<b>Versailles</b>		<b>All Other Agencies</b>		<b>Total</b>	
By Category	Offenses		Offenses		Offenses		Offenses		Offenses	
	Reported	Cleared	Reported	Cleared	Reported	Cleared	Reported	Cleared	Reported	Cleared
Animal Cruelty	0	0	0	0	0	0	0	0	0	0
Arson	1	1	0	0	2	0	0	0	3	1
Assault Offenses	2	2	3	0	240	107	0	0	245	109
Bribery	0	0	0	0	0	0	0	0	0	0
Burglary/Breaking and Entering	2	2	6	0	103	8	0	0	111	10
Counterfeiting/Forgery	0	0	4	1	32	4	0	0	36	5
Destruction/Damage/Vandalism Of Property	1	1	7	0	134	15	0	0	142	16
Drug/Narcotic Offenses	19	11	0	0	443	340	0	0	462	351
Extortion/Blackmail	0	0	0	0	1	0	0	0	1	0
Fraud Offenses	0	0	6	1	39	3	1	0	46	4
Gambling Offenses	0	0	0	0	0	0	0	0	0	0
Homicide Offenses	0	0	0	0	0	0	0	0	0	0
Human Trafficking	0	0	0	0	0	0	0	0	0	0
Kidnapping/Abduction	0	0	0	0	3	0	0	0	3	0
Larceny/Theft Offenses	3	1	26	2	348	49	0	0	377	52
Motor Vehicle Theft	1	0	1	0	31	10	0	0	33	10
Pornography/Obscene Material	0	0	0	0	4	0	0	0	4	0
Prostitution Offenses	0	0	0	0	0	0	0	0	0	0
Robbery	0	0	1	0	8	5	0	0	9	5
Sex Offenses, Forcible	3	0	0	0	39	2	0	0	42	2
Sex Offenses, Nonforcible	0	0	0	0	3	1	0	0	3	1
Stolen Property Offenses (Receiving, etc.)	1	1	0	0	12	7	0	0	13	8
Weapon Law Violations	0	0	1	0	18	10	0	0	19	10
<b>Total</b>	<b>33</b>	<b>19</b>	<b>55</b>	<b>4</b>	<b>1460</b>	<b>561</b>	<b>1</b>	<b>0</b>	<b>1549</b>	<b>584</b>

C - total number of offenses in a county (Count)  
R - total number of offenses divided by total county population (Rate per capita)

- High C / High R
- High C / Low R
- Low C / High R
- Low C / Low R

High - 75th percentile or above  
Low - below 75th percentile

316



# Year 2018

## Group-A Offenses by County



**PROGRAMS  
OF  
INTEREST**

# DOMESTIC VIOLENCE

**DOMESTIC VIOLENCE** is a problem that has been of major news focus both nationally and in Kentucky. The number of reported cases and victims assisted in protective shelters is proof that this is a serious public safety issue worthy of priority response. Domestic violence includes any of the following crimes when committed by one family member/partner against another: Homicide, kidnapping, sex offenses, stalking, assault, and terroristic threatening.

## ADMINISTRATIVE OFFICE OF THE COURTS (AOC)

Domestic Violence Civil Cases Filed - Calendar Year: 2018

### **\*RESEARCH AND STATISTICS DISCLAIMER**

Information received from COURTNET is subject to change, reprogramming, modifications of format, and availability at the direction of the Administrative Office of the Courts (AOC). Further, information received may not at any particular moment reflect the true status of court cases due to ordinary limitations, delay or errors in processing data, or delay or errors in the system's operation. The AOC disclaims and makes no warranty, express or implied, nor assumes any legal liability or responsibility, for the validity, accuracy, correctness, or completeness of any information that is available and/or obtained through COURTNET. The recipient is solely responsible for verifying the accuracy of information received from COURTNET through the cross-referencing of official court records held in the Office(s) of the Kentucky Circuit Court Clerk(s). Furthermore, the AOC shall not be liable to the recipient, the recipient's heirs and assigns, next of kin or to any third party, for any and all claims, demands, losses or damages arising from the usage of COURTNET and/or information contained therein.

Statistical Source: AOC

## LAW INFORMATION NETWORK OF KY (LINK) DOMESTIC VIOLENCE FILE (ACTIVE & HISTORY)

	<u>CY 2017</u>	<u>CY 2018</u>
<b>Emergency Temporary Orders:</b>	<b>11,724</b>	<b>11,709</b>
<b>Emergency Temporary Orders - Caution:</b>	<b>5,165</b>	<b>5,497</b>
<b>Emergency Protective Orders:</b>	<b>6,248</b>	<b>5,817</b>
<b>Emergency Protective Orders - Caution:</b>	<b>4,844</b>	<b>4,987</b>
<b>Total:</b>	<b>27,981</b>	<b>28,010</b>

**“LINK” Domestic Violence File records (active and history) reflect a .10% increase from CY17 to CY18.**

Kentucky law mandates Domestic Violence Protective Orders be entered into the LINK Domestic Violence File. LINK provides notice to officers of existence and status of protective orders including “Caution Indicators.” The caution indicators are: weapon involved and believed to be armed/dangerous.

Statistical Source: Kentucky State Police



## HATE BIAS CRIME Offenses and Motivation

### DEFINITION:

A criminal offense committed against a person or property which is motivated, in whole or in part, by the offender's bias against a race, gender, religion, disability, ethnicity/national origin, or sexual orientation. These criminal offenses are also known as "Hate Crimes."

The chart on the lower left shows how Hate Crime offenses are broken down within Group-A crimes for 2018. The most common offenses involving hate-bias were Assault and Destruction/Damage/Vandalism of Property.

In 2018, the most commonly reported bias motivation was Racial. The second largest percentage fell under Ethnicity/National Origin, followed by Sexual Orientation. The least common bias motivations were Gender and Disability.

HATE BIAS CRIME OFFENSES		
Offense	No.	% of Total
Animal Cruelty	1	0.4%
Arson	4	1.4%
Assault Offenses	107	38.4%
Bribery	1	0.4%
Burglary / Breaking and Entering	11	3.9%
Counterfeiting / Forgery	1	0.4%
Destruction / Damage / Vandalism of Property	47	16.8%
Drug / Narcotic Offenses	39	14.0%
Extortion / Blackmail	1	0.4%
Fraud Offenses	14	5.0%
Gambling Offenses	0	0.0%
Homicide Offenses	3	1.1%
Human Trafficking	0	0.0%
Kidnapping / Abduction	1	0.4%
Larceny / Theft Offenses	33	11.8%
Motor Vehicle Theft	4	1.4%
Pornography/Obscene Material	2	0.7%
Prostitution Offenses	0	0.0%
Robbery	3	1.1%
Sex Offenses (Forcible)	1	0.4%
Sex Offenses (Nonforcible)	0	0.0%
Stolen Property Offenses (Receiving, etc.)	3	1.1%
Weapon Law Violations	3	1.1%
<b>TOTAL</b>	<b>279</b>	<b>100.0%</b>

HATE BIAS CRIME MOTIVATION				
Bias Nature	Group %	Bias Type	Incidents	% of Total
Racial		Anti-White	13	5.4%
		Anti-Black	60	25.0%
		Anti-American Indian/ Alaskan Native	74	30.8%
	62.5%	Anti-Asian	0	0.0%
		Anti-Hawaiian/Pacific Islander	0	0.0%
		Anti-Multi-Racial Group	3	1.3%
	Sexual Orientation		Anti-Male Homosexual	6
		Anti-Female Homosexual	3	1.3%
9.6%		Anti-Homosexual Male & Female	13	5.4%
		Anti-Heterosexual	1	0.4%
		Anti-Bisexual	0	0.0%
Gender		Anti-Male	2	0.8%
	0.8%	Anti-Female	6	2.5%
		Anti-Non-Conforming	0	0.0%
		Anti-Transgender	2	0.8%
Ethnicity National Origin		Anti-Arab	15	6.3%
	16.3%	Anti-Hispanic/Latino	11	4.6%
		Anti-Other Ethnic/ National Origin	13	5.4%
Religious		Anti-Atheist/Agnostic	0	0.0%
		Anti-Buddhist	0	0.0%
		Anti-Catholic	0	0.0%
		Anti-Eastern Orthodox	2	0.8%
		Anti-Hindu	0	0.0%
	7.1%	Anti-Islamic (Moslem)	0	0.0%
		Anti-Jehovah's Witness	1	0.4%
		Anti-Jewish	3	1.3%
		Anti-Mormon	0	0.0%
		Anti-Multi-Religious	3	1.3%
		Anti-Other Christian	3	1.3%
	Anti-Other Religion	5	2.1%	
Disability	0.4%	Anti-Physical Disability	0	0.0%
		Anti-Mental Disability	1	0.4%

## HATE BIAS CRIME

### Victims, Offenders, Locations

Victim types in the hate crime data collection program are listed as: Individual, Business, Law Enforcement, Financial Institution, Government, Religious Organization, School, Society/Public, and Other. Of these victim types, "Individuals" were reported to be the main hate crime target.

The most frequently reported locations of hate bias crimes in 2018 were at Residential locations, followed by Highways/Roadways/Alleys (Including Streets), and Parking Lots/Garages.

<b>HATE BIAS CRIMES BY VICTIM TYPES</b>		
<b>Victim Type</b>	<b>No.</b>	<b>% of Total</b>
Business	16	5.2%
Financial Institution	3	1.0%
Government	5	1.6%
Individual	229	74.8%
Law Enforcement Officer	0	0.0%
Other	1	0.3%
Religious Organization	6	2.0%
School (Staff/Student/Parent)	0	0.0%
Society/Public	46	15.0%
Unknown	0	0.0%
<b>TOTAL</b>	<b>306</b>	<b>85%</b>

<b>HATE BIAS CRIME LOCATIONS</b>		
<b>Locations</b>	<b>Incidents</b>	<b>%</b>
ABANDONED, CONDEMNED STRUCT	1	0.7%
ATTACHED RESIDENTIAL GARAGE	1	0.7%
BAR/NIGHTCLUB	2	1.3%
CHURCH/SYNAGOGUE/TEMPLE	3	2.0%
COMMERCIAL/OFFICE BUILDING	1	0.7%
COMMUNITY CENTER	1	0.7%
CONVENIENCE STORE	3	2.0%
DEPARTMENT/DISCOUNT STORE	5	3.3%
DOCK, WHARF, FREIGHT, MODAL TE	1	0.7%
DRUG STORE/DOCTOR'S OFFICE/HOS	1	0.7%
GOVERNMENT/PUBLIC BUILDING	5	3.3%
GROCERY/SUPERMARKET	5	3.3%
HIGHWAY/ROAD/ALLEY (INCLUDES	24	15.9%
HOTEL/MOTEL/ETC.	1	0.7%
INDUSTRIAL SITE	1	0.7%
JAIL/PRISON (INCLUDES PENITENTIA	2	1.3%
NON-ATTACHED RESIDENTIAL BUIL	1	0.7%
OTHER/UNKNOWN	4	2.6%
PARK/PLAYGROUND	1	0.7%
PARKING LOT/GARAGE	10	6.6%
RESIDENCE/HOME	62	41.1%
RESTAURANT (INCLUDES CAFETERI	4	2.6%
SCHOOL-COLLEGE/UNIVERSITY	2	1.3%
SCHOOL-ELEMENTARY/SECONDARY	7	4.6%
SERVICE/GAS STATION	1	0.7%
SHOPPING MALL	1	0.7%
SPECIALTY STORE	1	0.7%

The most common race of a suspected offender of hate crime was white.

<b>HATE BIAS CRIME OFFENDERS BY RACE</b>		
<b>Suspected Offenders Race</b>	<b>No.</b>	<b>% of Total</b>
American Indian/ Alaskan	0	0.0%
Native	0	0.0%
Asian/Pacific Islander	0	0.0%
Black	35	16.3%
Multi-Racial Group	0	0.0%
Unknown	11	5.1%
White	169	78.6%
<b>TOTAL</b>	<b>215</b>	<b>100%</b>

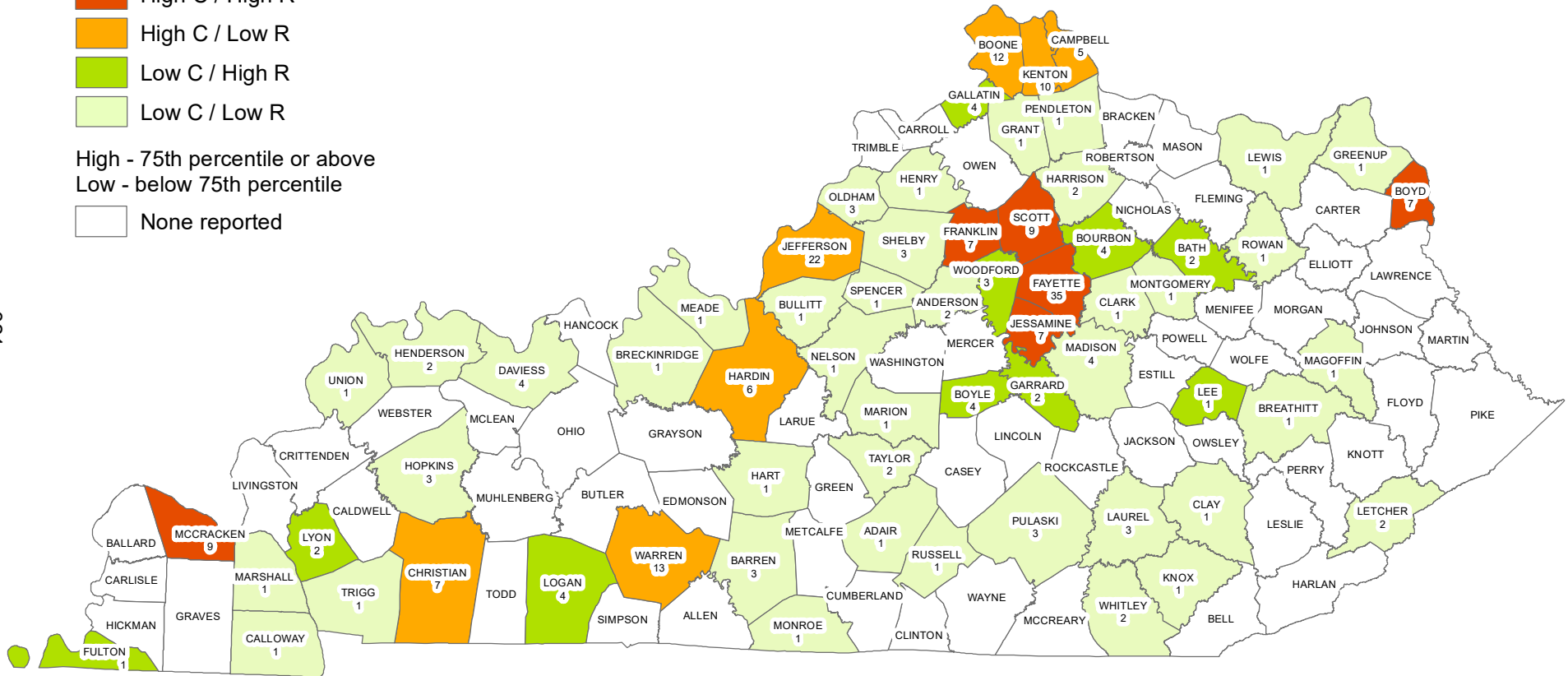
C - total number of offenses in a county (Count)  
R - total number of offenses divided by total county population (Rate per capita)

- High C / High R
- High C / Low R
- Low C / High R
- Low C / Low R

High - 75th percentile or above  
Low - below 75th percentile

None reported

321



Year 2018

Hate / Bias Crimes by County



**DRIVING  
UNDER THE  
INFLUENCE**

## DUI ARRESTS BY AGE, SEX, AND RACE

COUNTY	AGE			SEX			RACE				TOTAL
	ADULT	JUV	UNK	MALE	FEMALE	UNK	WHITE	BLACK	OTHER	UNK	
ADAIR	127	2	0	104	25	0	121	6	0	2	129
ALLEN	114	1	0	89	26	0	106	7	0	2	115
ANDERSON	163	3	0	126	40	0	156	7	0	3	166
BALLARD	32	0	0	23	9	0	26	6	0	0	32
BARREN	310	2	0	240	72	0	289	21	0	2	312
BATH	64	0	2	52	14	0	63	1	1	1	66
BELL	308	0	1	220	89	0	294	11	0	4	309
BOONE	520	1	0	391	130	0	487	28	0	6	521
BOURBON	166	0	0	127	39	0	139	15	0	12	166
BOYD	388	1	0	299	89	1	370	16	0	3	389
BOYLE	157	0	0	130	27	0	141	12	0	4	157
BRACKEN	17	0	0	13	4	0	17	0	0	0	17
BREATHITT	126	0	0	79	47	0	126	0	0	0	126
BRECKINRIDGE	55	0	0	48	7	0	54	1	0	0	55
BULLITT	184	2	0	142	44	0	169	14	0	3	186
BUTLER	50	1	0	43	8	0	48	2	0	1	51
CALDWELL	70	1	0	55	16	0	66	5	0	0	71
CALLOWAY	245	0	0	162	83	0	226	14	2	3	245
CAMPBELL	429	1	0	336	94	0	395	31	2	2	430
CARLISLE	2	0	0	0	2	0	2	0	0	0	2
CARROLL	97	0	0	74	23	0	93	4	0	0	97
CARTER	258	0	0	214	44	0	251	5	0	2	258
CASEY	68	0	0	48	20	0	68	0	0	0	68
CHRISTIAN	317	1	0	232	86	0	187	125	2	4	318
CLARK	156	0	0	115	41	0	146	9	0	1	156
CLAY	167	0	0	114	53	0	161	2	1	3	167
CLINTON	53	0	0	42	11	0	52	1	0	0	53
CRITTENDEN	38	0	0	29	9	0	37	1	0	0	38
CUMBERLAND	78	1	0	59	20	0	74	2	0	3	79
DAVISS	622	12	0	484	150	0	553	62	6	13	634
EDMONSON	55	1	0	45	11	0	55	1	0	0	56
ELLIOTT	34	0	0	32	2	0	34	0	0	0	34
ESTILL	89	0	0	67	22	0	89	0	0	0	89
FAYETTE	1,058	1	0	800	259	0	828	201	9	21	1,059
FLEMING	95	0	1	77	19	0	95	0	0	1	96
FLOYD	390	0	0	283	107	0	386	3	0	1	390
FRANKLIN	331	3	2	241	95	0	260	73	1	2	336
FULTON	112	2	0	76	38	0	79	34	0	1	114
GALLATIN	72	0	0	57	15	0	63	9	0	0	72
GARRARD	83	1	0	67	17	0	73	11	0	0	84
GRANT	90	0	1	65	26	0	87	4	0	0	91
GRAVES	211	1	1	155	58	0	189	22	0	2	213
GRAYSON	182	1	0	145	38	0	174	5	0	4	183
GREEN	33	0	1	25	9	0	31	2	0	1	34
GREENUP	139	0	0	95	44	0	135	3	0	1	139
HANCOCK	13	0	0	11	2	0	12	0	1	0	13

## DUI ARRESTS BY AGE, SEX, AND RACE

COUNTY	AGE			SEX			RACE				TOTAL
	ADULT	JUV	UNK	MALE	FEMALE	UNK	WHITE	BLACK	OTHER	UNK	
HARDIN	575	3	0	442	136	0	432	130	7	9	578
HARLAN	188	1	0	137	52	0	180	9	0	0	189
HARRISON	57	0	0	42	15	0	55	2	0	0	57
HART	73	0	0	58	15	0	63	9	0	1	73
HENDERSON	273	1	0	200	74	0	212	59	0	3	274
HENRY	93	1	0	69	25	0	90	3	0	1	94
HICKMAN	13	0	0	6	7	0	8	5	0	0	13
HOPKINS	330	2	1	257	76	0	287	44	1	1	333
JACKSON	67	0	0	53	14	0	66	1	0	0	67
JEFFERSON	1,698	5	1	1,250	454	0	1,197	465	28	14	1,704
JESSAMINE	273	0	0	203	70	0	246	22	1	4	273
JOHNSON	167	0	0	120	47	0	165	0	1	1	167
KENTON	920	1	1	679	243	0	790	107	4	21	922
KNOTT	138	0	0	99	39	0	137	1	0	0	138
KNOX	334	0	0	235	99	0	331	3	0	0	334
LARUE	94	0	0	69	25	0	88	3	1	2	94
LAUREL	583	1	0	444	140	0	561	15	1	7	584
LAWRENCE	84	0	0	71	12	1	80	2	0	2	84
LEE	79	0	0	64	15	0	79	0	0	0	79
LESLIE	41	0	0	28	13	0	40	1	0	0	41
LETCHER	148	0	0	108	40	0	148	0	0	0	148
LEWIS	64	1	0	50	15	0	64	0	0	1	65
LINCOLN	144	0	0	112	32	0	136	4	0	4	144
LIVINGSTON	33	1	0	24	10	0	32	2	0	0	34
LOGAN	165	3	0	130	38	0	142	21	1	4	168
LYON	91	0	0	73	18	0	80	10	0	1	91
MCCRACKEN	465	2	0	357	110	0	389	65	5	8	467
MCCREARY	175	3	0	137	41	0	176	1	0	1	178
MCLEAN	59	2	0	48	13	0	61	0	0	0	61
MADISON	404	0	0	305	99	0	365	33	2	4	404
MAGOFFIN	127	0	1	93	34	1	123	2	0	3	128
MARION	101	0	0	84	17	0	82	15	1	3	101
MARSHALL	230	5	0	171	64	0	226	8	0	1	235
MARTIN	106	0	2	82	26	0	107	0	0	1	108
MASON	93	1	0	76	17	1	85	6	0	3	94
MEADE	60	0	0	51	9	0	56	2	0	2	60
MENIFEE	6	0	0	5	1	0	6	0	0	0	6
MERCER	98	1	0	74	25	0	93	6	0	0	99
METCALFE	56	1	0	48	9	0	53	2	2	0	57
MONROE	186	1	1	134	54	0	167	18	0	3	188
MONTGOMERY	137	3	2	110	32	0	129	9	0	4	142
MORGAN	43	1	0	41	3	0	44	0	0	0	44
MUHLENBERG	186	0	2	135	52	1	177	9	0	2	188
NELSON	185	0	0	144	41	0	169	15	1	0	185
NICHOLAS	55	0	0	36	19	0	52	2	0	1	55
OHIO	152	0	0	116	36	0	145	6	0	1	152

## DUI ARRESTS BY AGE, SEX, AND RACE

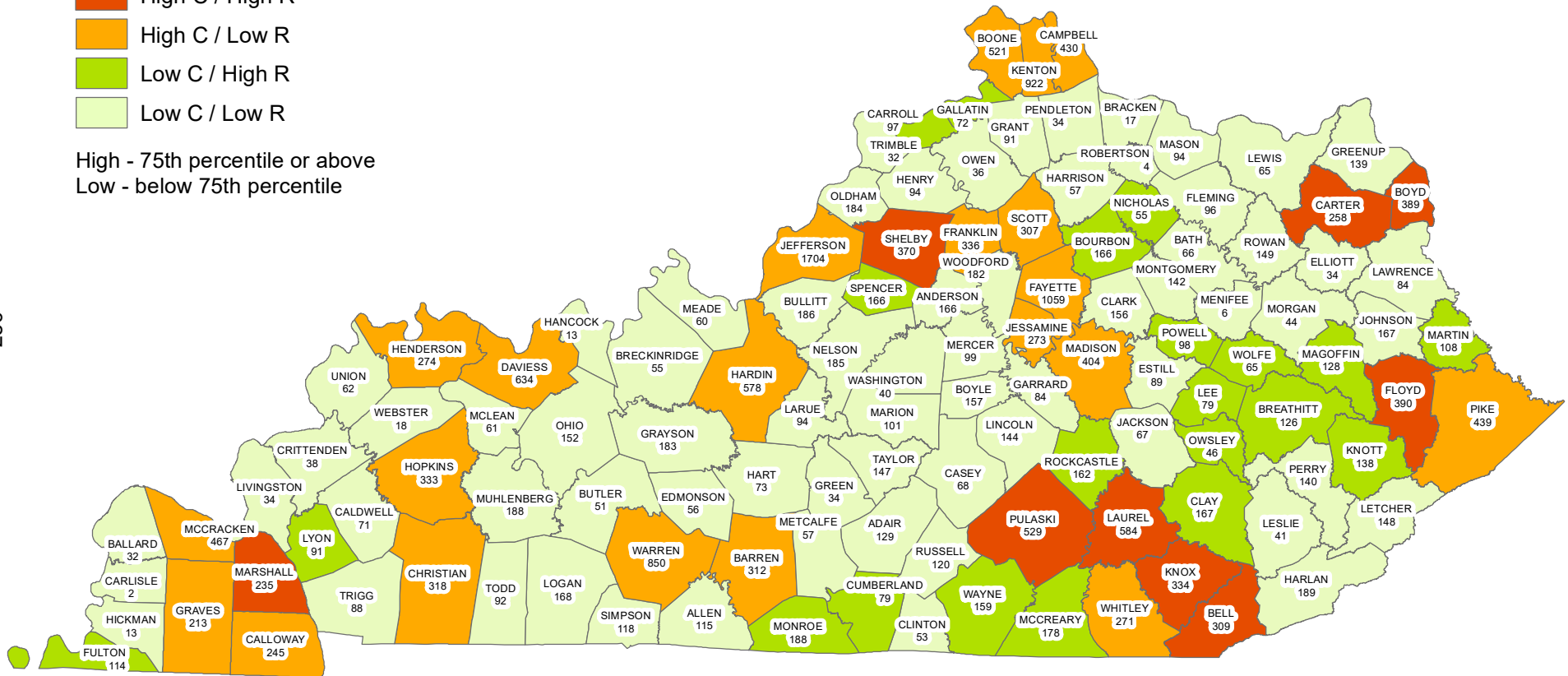
COUNTY	AGE			SEX			RACE				TOTAL
	ADULT	JUV	UNK	MALE	FEMALE	UNK	WHITE	BLACK	OTHER	UNK	
OLDHAM	182	2	0	140	44	0	171	11	0	2	184
OWEN	36	0	0	26	10	0	36	0	0	0	36
OWSLEY	45	1	0	29	17	0	46	0	0	0	46
PENDLETON	33	1	0	27	7	0	32	2	0	0	34
PERRY	140	0	0	105	35	0	137	2	0	1	140
PIKE	432	3	4	327	111	1	426	8	0	5	439
POWELL	98	0	0	68	30	0	95	2	0	1	98
PULASKI	525	4	0	386	142	1	503	17	1	8	529
ROBERTSON	4	0	0	3	1	0	4	0	0	0	4
ROCKCASTLE	162	0	0	125	37	0	157	4	0	1	162
ROWAN	147	0	2	116	33	0	142	4	0	3	149
RUSSELL	119	1	0	100	20	0	115	0	0	5	120
SCOTT	303	4	0	232	75	0	268	31	1	7	307
SHELBY	368	1	1	280	90	0	307	55	1	7	370
SIMPSON	118	0	0	88	30	0	93	23	0	2	118
SPENCER	165	1	0	127	39	0	156	9	1	0	166
TAYLOR	143	3	1	118	29	0	134	9	1	3	147
TODD	92	0	0	75	17	0	75	16	0	1	92
TRIGG	88	0	0	71	17	0	75	11	1	1	88
TRIMBLE	30	2	0	26	6	0	31	1	0	0	32
UNION	61	1	0	51	11	0	49	12	0	1	62
WARREN	846	4	0	647	203	0	662	137	32	19	850
WASHINGTON	40	0	0	31	9	0	38	1	0	1	40
WAYNE	159	0	0	120	38	1	154	2	0	3	159
WEBSTER	18	0	0	15	3	0	15	1	0	2	18
WHITLEY	269	2	0	193	76	2	260	4	1	6	271
WOLFE	65	0	0	48	17	0	63	2	0	0	65
WOODFORD	179	3	0	143	39	0	157	22	0	3	182
<b>STATE TOTALS</b>	<b>22,884</b>	<b>112</b>	<b>28</b>	<b>17,318</b>	<b>5,696</b>	<b>10</b>	<b>20,322</b>	<b>2,279</b>	<b>120</b>	<b>303</b>	<b>23,024</b>

C - total number of offenses in a county (Count)  
R - total number of offenses divided by total county population (Rate per capita)

- High C / High R
- High C / Low R
- Low C / High R
- Low C / Low R

High - 75th percentile or above  
Low - below 75th percentile

327



# Year 2018

## DUI Arrests by County



## DUI CONVICTIONS BY COUNTY

Please use caution in attempting to compare number of DUI arrests with number of DUI convictions due to the fact that the actual arrest and court conviction could appear in different years. Figures are compiled according to the date of the violation and the date the conviction was entered into the automated data system.

COUNTY	2014	2015	2016	2017	2018
ADAIR	68	61	101	101	111
ALLEN	81	68	82	78	93
ANDERSON	112	98	133	166	143
BALLARD	49	34	31	30	48
BARREN	242	227	218	245	284
BATH	52	30	37	36	34
BELL	279	229	222	253	288
BOONE	558	578	546	466	449
BOURBON	123	103	118	121	120
BOYD	252	224	212	345	309
BOYLE	207	189	128	146	122
BRACKEN	14	16	25	14	14
BREATHITT	88	87	94	88	86
BRECKINRIDGE	43	49	35	39	48
BULLITT	335	368	209	172	144
BUTLER	69	82	66	52	31
CALDWELL	44	42	55	48	65
CALLOWAY	267	192	166	267	217
CAMPBELL	463	458	447	409	387
CARLISLE	11	18	17	12	6
CARROLL	89	101	104	104	67
CARTER	129	127	124	153	155
CASEY	92	59	72	80	53
CHRISTIAN	313	295	270	237	256
CLARK	218	220	192	127	134
CLAY	106	95	115	136	132
CLINTON	65	64	54	42	33
CRITTENDEN	27	26	38	38	27
CUMBERLAND	34	47	52	69	66
DAVISS	614	563	475	416	398
EDMONSON	28	49	40	30	36
ELLIOTT	10	9	15	19	27
ESTILL	100	81	51	73	72
FAYETTE	1,421	1,156	1,021	1,029	920
FLEMING	70	100	94	115	95
FLOYD	271	306	298	251	259
FRANKLIN	398	281	349	328	319
FULTON	52	97	96	135	102
GALLATIN	49	65	66	42	44
GARRARD	44	97	75	87	51

## DUI CONVICTIONS BY COUNTY

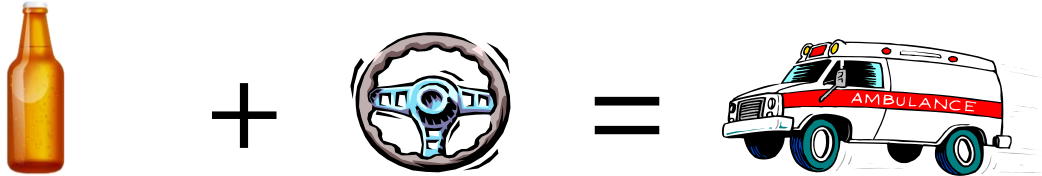
COUNTY	2014	2015	2016	2017	2018
GRANT	114	110	128	95	78
GRAVES	205	279	281	229	153
GRAYSON	121	166	139	150	109
GREEN	33	35	20	26	32
GREENUP	173	167	140	149	132
HANCOCK	19	24	19	19	9
HARDIN	583	623	631	603	478
HARLAN	251	224	236	256	174
HARRISON	89	80	71	60	59
HART	97	102	82	66	66
HENDERSON	294	316	352	314	258
HENRY	142	105	98	123	80
HICKMAN	16	26	19	29	17
HOPKINS	257	341	292	309	319
JACKSON	26	29	33	63	54
JEFFERSON	2,331	1,907	1,588	1,694	1,447
JESSAMINE	204	226	254	265	258
JOHNSON	190	144	139	116	112
KENTON	646	562	677	721	806
KNOTT	89	135	122	100	98
KNOX	326	240	245	237	251
LARUE	43	53	48	82	70
LAUREL	672	662	635	582	519
LAWRENCE	76	74	70	64	63
LEE	34	28	23	18	31
LESLIE	20	24	29	19	25
LETCHER	102	76	114	85	97
LEWIS	41	39	45	41	57
LINCOLN	66	97	86	95	106
LIVINGSTON	28	37	41	37	18
LOGAN	145	145	152	137	146
LYON	104	74	89	90	84
MCCRACKEN	395	391	420	424	421
MCCREARY	171	128	104	167	112
MCLEAN	31	27	44	54	51
MADISON	481	514	355	415	318
MAGOFFIN	122	129	116	113	139
MARION	130	164	114	89	81
MARSHALL	117	136	147	203	168
MARTIN	77	70	60	72	85
MASON	136	124	144	129	85
MEADE	107	100	74	65	50
MENIFEE	18	11	12	14	4
MERCER	71	77	82	93	83

Statistical Source: KY Transportation Cabinet, Division of Driver Licensing

## DUI CONVICTIONS BY COUNTY

COUNTY	2014	2015	2016	2017	2018
METCALFE	33	34	47	36	44
MONROE	40	51	44	72	88
MONTGOMERY	138	113	103	112	103
MORGAN	37	38	83	42	54
MUHLENBERG	255	216	236	189	198
NELSON	187	233	233	181	151
NICHOLAS	50	58	74	74	35
OHIO	91	116	181	188	144
OLDHAM	282	266	188	184	157
OWEN	32	32	47	38	37
OWSLEY	23	14	52	21	26
PENDLETON	35	33	28	34	24
PERRY	158	193	192	187	172
PIKE	331	291	295	254	255
POWELL	86	59	65	80	63
PULASKI	287	356	308	283	363
ROBERTSON	6	5	4	3	6
ROCKCASTLE	94	104	98	114	120
ROWAN	167	155	198	161	137
RUSSELL	99	92	107	100	81
SCOTT	219	232	209	225	244
SHELBY	285	307	344	269	259
SIMPSON	83	68	67	83	102
SPENCER	79	57	73	101	124
TAYLOR	121	127	101	108	85
TODD	65	65	46	37	67
TRIGG	99	109	93	86	62
TRIMBLE	41	42	23	28	27
UNION	116	94	68	43	55
WARREN	751	756	749	735	659
WASHINGTON	29	38	23	25	36
WAYNE	47	64	90	53	81
WEBSTER	29	37	84	44	21
WHITLEY	265	187	175	204	207
WOLFE	35	38	41	50	72
WOODFORD	210	183	139	167	160
<b>TOTALS</b>	<b>21,785</b>	<b>20,875</b>	<b>20,021</b>	<b>19,922</b>	<b>18,567</b>

Statistical Source: KY Transportation Cabinet, Division of Driver Licensing







# **ARREST DATA**

## STATE ARREST DATA

GROUP-A	2017 ARRESTS	% OF TOTAL	2018 ARRESTS	% OF TOTAL
Animal Cruelty	460	0.1%	803	0.2%
Arson	209	0.0%	244	0.0%
Assault Offenses	36,505	7.2%	38,324	7.4%
Bribery	157	0.0%	177	0.0%
Burglary/Breaking and Entering	6,089	1.2%	5,979	1.1%
Counterfeiting/Forgery	7,774	1.5%	7,162	1.4%
Destruction/Damage/Vandalism Of Property	6,816	1.4%	6,847	1.3%
Drug/Narcotic Offenses	107,736	21.4%	111,558	21.5%
Extortion/Blackmail	21	0.0%	14	0.0%
Fraud Offenses	7,257	1.4%	6,429	1.2%
Gambling Offenses	17	0.0%	51	0.0%
Homicide Offenses	671	0.1%	599	0.1%
Human Trafficking	5	0.0%	28	0.01%
Kidnapping/Abduction	926	0.2%	925	0.2%
Larceny/Theft Offenses	35,652	7.1%	35,120	6.8%
Motor Vehicle Theft	2,114	0.4%	2,222	0.4%
Pornography/Obscene Material	3,801	0.8%	2,948	0.6%
Prostitution Offenses	409	0.1%	349	0.1%
Robbery	1,911	0.4%	1,719	0.3%
Sex Offenses, Forcible	2,727	0.5%	3,663	0.7%
Sex Offenses, Nonforcible	462	0.1%	639	0.1%
Stolen Property Offenses (Receiving, etc.)	7,773	1.5%	8,727	1.7%
Weapon Law Violations	6,814	1.4%	8,022	1.5%
<b>TOTAL GROUP-A ARRESTS</b>	<b>236,306</b>	<b>46.8%</b>	<b>242,549</b>	<b>46.6%</b>

GROUP-B	2017 ARRESTS	% OF TOTAL	2018 ARRESTS	% OF TOTAL
Curfew/Loitering/Vagrancy	253	0.1%	216	0.04%
Disorderly Conduct	8,110	1.6%	8,530	1.6%
Driving Under the Influence	24,357	4.8%	23,038	4.4%
Drunkenness	23,586	4.7%	23,420	4.5%
Family Offenses (Non-Violent)	7,198	1.4%	7,015	1.3%
Liquor Law Violations	1,692	0.3%	1,042	0.2%
Peeping Tom	30	0.0%	50	0.01%
Runaway	200	0.0%	190	0.0%
Trespass of Real Property	8,483	1.7%	8,940	1.7%
All Other Offenses	194,365	38.5%	205,084	39.4%
<b>TOTAL GROUP-B ARRESTS</b>	<b>268,274</b>	<b>53.2%</b>	<b>277,525</b>	<b>53.4%</b>

<b>TOTAL ARRESTS</b>	<b>504,580</b>	<b>100%</b>	<b>520,074</b>	<b>100%</b>
----------------------	----------------	-------------	----------------	-------------

## TOTAL ARRESTS BY AGE

<b>GROUP-A</b>	<b>17 &amp; Under</b>	<b>18-20</b>	<b>21-29</b>	<b>30-39</b>	<b>40-49</b>	<b>50 &amp; Above</b>	<b>UNK</b>	<b>TOTAL</b>
Animal Cruelty	2	22	124	191	174	288	2	<b>803</b>
Arson	30	14	50	64	48	37	1	<b>244</b>
Assault Offenses	2,834	2,699	10,102	11,237	6,551	4,679	222	<b>38,324</b>
Bribery	4	12	52	42	38	28	1	<b>177</b>
Burglary/Breaking and Entering	319	400	1,607	2,034	1,090	499	30	<b>5,979</b>
Counterfeiting/Forgery	36	242	1,821	2,488	2,043	510	22	<b>7,162</b>
Destruction/Damage/Vandalism Of Property	561	648	1,871	2,033	1,044	639	51	<b>6,847</b>
Drug/Narcotic Offenses	1,638	8,301	31,444	37,974	20,932	10,959	310	<b>111,558</b>
Extortion/Blackmail	0	0	12	1	0	1	0	<b>14</b>
Fraud Offenses	70	233	1,594	2,353	1,362	785	32	<b>6,429</b>
Gambling Offenses	0	0	12	7	6	26	0	<b>51</b>
Homicide Offenses	33	65	184	149	88	79	1	<b>599</b>
Human Trafficking	0	0	3	8	4	13	0	<b>28</b>
Kidnapping/Abduction	12	70	245	306	181	111	0	<b>925</b>
Larceny/Theft Offenses	1,150	2,128	8,128	11,262	7,465	4,694	293	<b>35,120</b>
Motor Vehicle Theft	226	179	556	763	356	129	13	<b>2,222</b>
Pornography/Obscene Material	225	69	1,145	560	580	367	2	<b>2,948</b>
Prostitution Offenses	0	10	82	123	65	67	2	<b>349</b>
Robbery	182	337	533	388	137	133	9	<b>1,719</b>
Sex Offenses, Forcible	145	159	922	731	529	1,162	15	<b>3,663</b>
Sex Offenses, Nonforcible	9	29	96	116	74	313	2	<b>639</b>
Stolen Property Offenses (Receiving, etc.)	586	756	2,165	2,838	1,791	552	39	<b>8,727</b>
Weapon Law Violations	385	624	2,225	2,521	1,347	890	30	<b>8,022</b>
<b>TOTAL GROUP-A ARRESTS</b>	<b>8,447</b>	<b>16,997</b>	<b>64,973</b>	<b>78,189</b>	<b>45,905</b>	<b>26,961</b>	<b>1,077</b>	<b>242,549</b>

<b>GROUP-B</b>	<b>17 &amp; Under</b>	<b>18-20</b>	<b>21-29</b>	<b>30-39</b>	<b>40-49</b>	<b>50 &amp; Above</b>	<b>UNK</b>	<b>TOTAL</b>
Curfew/Loitering/Vagrancy	7	18	68	60	27	33	3	<b>216</b>
Disorderly Conduct	1,379	557	2,007	2,199	1,365	978	45	<b>8,530</b>
Driving Under the Influence	112	1,159	5,950	6,344	4,800	4,641	32	<b>23,038</b>
Drunkenness	282	1,029	5,384	7,387	4,992	4,270	76	<b>23,420</b>
Family Offenses (Non-Violent)	10	131	1,479	2,854	1,709	796	36	<b>7,015</b>
Liquor Law Violations	119	524	180	74	75	51	19	<b>1,042</b>
Peeping Tom	2	3	11	9	18	7	0	<b>50</b>
Runaway	152	28	0	2	0	0	8	<b>190</b>
Trespass of Real Property	299	489	2,051	2,766	1,813	1,464	58	<b>8,940</b>
All Other Offenses	2,349	7,882	55,085	74,907	41,310	22,231	1,320	<b>205,084</b>
<b>TOTAL GROUP-B ARRESTS</b>	<b>4,711</b>	<b>11,820</b>	<b>72,215</b>	<b>96,602</b>	<b>56,109</b>	<b>34,471</b>	<b>1,597</b>	<b>277,525</b>

<b>TOTAL ARRESTS</b>	<b>13,158</b>	<b>28,817</b>	<b>137,188</b>	<b>174,791</b>	<b>102,014</b>	<b>61,432</b>	<b>2,674</b>	<b>520,074</b>
----------------------	---------------	---------------	----------------	----------------	----------------	---------------	--------------	----------------

## TOTAL ARRESTS BY SEX

GROUP-A	PERSONS ARRESTED					
	MALE	%	FEMALE	%	UNK	%
Animal Cruelty	493	0.1%	310	0.2%	0	0.0%
Arson	201	0.1%	43	0.0%	0	0.0%
Assault Offenses	29,674	8.1%	8,602	5.7%	48	9.9%
Bribery	139	0.0%	38	0.0%	0	0.0%
Burglary/Breaking and Entering	4,825	1.3%	1,143	0.8%	11	2.3%
Counterfeiting/Forgery	4,009	1.1%	3,151	2.1%	2	0.4%
Destruction/Damage/Vandalism Of Property	5,553	1.5%	1,287	0.8%	7	1.4%
Drug/Narcotic Offenses	78,305	21.3%	33,163	21.9%	90	18.6%
Extortion/Blackmail	8	0.0%	6	0.0%	0	0.0%
Fraud Offenses	3,969	1.1%	2,455	1.6%	5	1.0%
Gambling Offenses	38	0.0%	13	0.0%	0	0.0%
Homicide Offenses	521	0.1%	77	0.1%	1	0.2%
Human Trafficking	21	0.0%	7	0.0%	0	0.0%
Kidnapping/Abduction	827	0.2%	96	0.1%	2	0.4%
Larceny/Theft Offenses	19,008	5.2%	16,087	10.6%	25	5.2%
Motor Vehicle Theft	1,693	0.5%	526	0.3%	3	0.6%
Pornography/Obscene Material	2,794	0.8%	154	0.1%	0	0.0%
Prostitution Offenses	133	0.0%	215	0.1%	1	0.2%
Robbery	1,476	0.4%	236	0.2%	7	1.4%
Sex Offenses, Forcible	3,426	0.9%	236	0.2%	1	0.2%
Sex Offenses, Nonforcible	607	0.2%	32	0.0%	0	0.0%
Stolen Property Offenses (Receiving, etc.)	6,277	1.7%	2,440	1.6%	10	2.1%
Weapon Law Violations	7,265	2.0%	746	0.5%	11	2.3%
<b>TOTAL GROUP-A ARRESTS</b>	<b>171,262</b>	<b>46.5%</b>	<b>71,063</b>	<b>46.9%</b>	<b>224</b>	<b>46.4%</b>

GROUP-B	PERSONS ARRESTED					
	MALE	%	FEMALE	%	UNK	%
Curfew/Loitering/Vagrancy	179	0.0%	37	0.0%	0	0.0%
Disorderly Conduct	6,018	1.6%	2,507	1.7%	5	1.0%
Driving Under the Influence	17,326	4.7%	5,701	3.8%	11	2.3%
Drunkenness	17,231	4.7%	6,174	4.1%	15	3.1%
Family Offenses (Non-Violent)	5,761	1.6%	1,249	0.8%	5	1.0%
Liquor Law Violations	658	0.2%	370	0.2%	14	2.9%
Peeping Tom	48	0.0%	2	0.0%	0	0.0%
Runaway	106	0.0%	84	0.1%	0	0.0%
Trespass of Real Property	6,506	1.8%	2,427	1.6%	7	1.4%
All Other Offenses	142,862	38.8%	62,020	40.9%	202	41.8%
<b>TOTAL GROUP-B ARRESTS</b>	<b>196,695</b>	<b>53.5%</b>	<b>80,571</b>	<b>53.1%</b>	<b>259</b>	<b>53.6%</b>

<b>TOTAL ARRESTS</b>	<b>367,957</b>	<b>100%</b>	<b>151,634</b>	<b>100%</b>	<b>483</b>	<b>100%</b>
----------------------	----------------	-------------	----------------	-------------	------------	-------------

Percentages shown in total categories are not intended to reflect column totals.



## TOTAL ARRESTS BY RACE

GROUP-A	WHITE	BLACK	AMERICAN INDIAN OR ALASKAN NATIVE	ASIAN OR PACIFIC ISLANDER	UNKNOWN
Animal Cruelty	749	45	0	0	9
Arson	191	50	0	0	3
Assault Offenses	29,119	8,571	27	130	477
Bribery	127	49	0	0	1
Burglary/Breaking and Entering	4,750	1,142	2	2	83
Counterfeiting/Forgery	5,575	1,425	3	3	156
Destruction/Damage/Vandalism Of Property	5,279	1,448	3	14	103
Drug/Narcotic Offenses	90,531	19,550	52	181	1,244
Extortion/Blackmail	8	6	0	0	0
Fraud Offenses	4,560	1,754	2	7	106
Gambling Offenses	38	7	1	0	5
Homicide Offenses	423	160	0	5	11
Human Trafficking	26	2	0	0	0
Kidnapping/Abduction	715	189	1	1	19
Larceny/Theft Offenses	28,966	5,652	20	45	437
Motor Vehicle Theft	1,800	379	0	2	41
Pornography/Obscene Material	2,800	142	0	0	6
Prostitution Offenses	270	68	1	5	5
Robbery	785	908	0	3	23
Sex Offenses, Forcible	3,361	230	2	8	62
Sex Offenses, Nonforcible	601	26	0	2	10
Stolen Property Offenses (Receiving, etc.)	6,576	2,056	4	5	86
Weapon Law Violations	4,997	2,910	7	7	101
<b>TOTAL GROUP-A ARRESTS</b>	<b>192,247</b>	<b>46,769</b>	<b>125</b>	<b>420</b>	<b>2,988</b>

GROUP-B	WHITE	BLACK	AMERICAN INDIAN OR ALASKAN NATIVE	ASIAN OR PACIFIC ISLANDER	UNKNOWN
Curfew/Loitering/Vagrancy	116	99	0	0	1
Disorderly Conduct	6,688	1,717	10	13	102
Driving Under the Influence	20,335	2,279	39	81	304
Drunkenness	20,466	2,534	19	61	340
Family Offenses (Non-Violent)	5,701	1,209	6	13	86
Liquor Law Violations	922	64	1	9	46
Peeping Tom	43	7	0	0	0
Runaway	136	51	0	0	3
Trespass of Real Property	6,748	2,062	8	19	103
All Other Offenses	167,594	34,351	167	383	2,589
<b>TOTAL GROUP-B ARRESTS</b>	<b>228,749</b>	<b>44,373</b>	<b>250</b>	<b>579</b>	<b>3,574</b>

<b>TOTAL ARRESTS</b>	<b>420,996</b>	<b>91,142</b>	<b>375</b>	<b>999</b>	<b>6,562</b>
----------------------	----------------	---------------	------------	------------	--------------

## TOTAL ARRESTS BY COUNTY - ADULT AND JUVENILE

GROUP-A	ADAIR				ALLEN				ANDERSON			
	ADULT	JUV	UNK	TOTAL	ADULT	JUV	UNK	TOTAL	ADULT	JUV	UNK	TOTAL
Animal Cruelty	1	0	0	1	0	0	0	0	0	0	0	0
Arson	0	0	0	0	0	0	0	0	1	0	0	1
Assault Offenses	168	4	1	173	171	7	0	178	142	26	1	169
Bribery	0	0	0	0	0	0	0	0	0	0	0	0
Burglary/Breaking and Entering	9	0	0	9	34	0	0	34	38	3	0	41
Counterfeiting/Forgery	10	0	0	10	56	0	0	56	10	0	0	10
Destruction/Damage/Vandalism Of Property	9	1	0	10	15	2	0	17	24	5	0	29
Drug/Narcotic Offenses	442	5	0	447	574	3	0	577	631	18	0	649
Extortion/Blackmail	0	0	0	0	0	0	0	0	0	0	0	0
Fraud Offenses	6	0	0	6	18	0	0	18	11	0	0	11
Gambling Offenses	1	0	0	1	0	0	0	0	0	0	0	0
Homicide Offenses	2	0	0	2	8	0	0	8	3	0	0	3
Human Trafficking	0	0	0	0	0	0	0	0	0	0	0	0
Kidnapping/Abduction	3	0	0	3	15	0	0	15	2	0	0	2
Larceny/Theft Offenses	213	4	11	228	98	4	0	102	120	3	0	123
Motor Vehicle Theft	5	0	0	5	12	0	0	12	15	2	0	17
Pornography/Obscene Material	1	0	0	1	20	0	0	20	98	0	0	98
Prostitution Offenses	1	0	0	1	0	0	0	0	0	0	0	0
Robbery	0	0	0	0	1	0	0	1	0	1	0	1
Sex Offenses, Forcible	13	0	1	14	3	0	0	3	10	5	0	15
Sex Offenses, Nonforcible	0	0	0	0	3	0	0	3	2	0	0	2
Stolen Property Offenses (Receiving, etc.)	33	0	0	33	13	0	0	13	17	4	0	21
Weapon Law Violations	39	0	0	39	39	1	0	40	19	1	0	20
<b>TOTAL GROUP-A ARRESTS</b>	<b>956</b>	<b>14</b>	<b>13</b>	<b>983</b>	<b>1,080</b>	<b>17</b>	<b>0</b>	<b>1,097</b>	<b>1,143</b>	<b>68</b>	<b>1</b>	<b>1,212</b>

GROUP-B	ADULT	JUV	UNK	TOTAL	ADULT	JUV	UNK	TOTAL	ADULT	JUV	UNK	TOTAL
Curfew/Loitering/Vagrancy	0	0	0	0	0	0	0	0	0	0	0	0
Disorderly Conduct	37	2	0	39	41	1	0	42	30	10	0	40
Driving Under the Influence	127	2	0	129	114	1	0	115	163	3	0	166
Drunkenness	105	6	1	112	70	1	0	71	45	2	0	47
Family Offenses (Non-Violent)	13	0	0	13	63	0	0	63	40	0	0	40
Liquor Law Violations	0	1	0	1	0	0	0	0	4	2	0	6
Peeping Tom	5	0	0	5	2	0	0	2	0	0	0	0
Runaway	0	1	0	1	0	0	0	0	0	0	0	0
Trespass of Real Property	31	0	0	31	17	0	0	17	13	3	0	16
All Other Offenses	1,031	10	18	1,059	1,197	10	6	1,213	678	17	0	695
<b>TOTAL GROUP-B ARRESTS</b>	<b>1,349</b>	<b>22</b>	<b>19</b>	<b>1,390</b>	<b>1,504</b>	<b>13</b>	<b>6</b>	<b>1,523</b>	<b>973</b>	<b>37</b>	<b>0</b>	<b>1,010</b>

<b>TOTAL ARRESTS</b>	<b>2,305</b>	<b>36</b>	<b>32</b>	<b>2,373</b>	<b>2,584</b>	<b>30</b>	<b>6</b>	<b>2,620</b>	<b>2,116</b>	<b>105</b>	<b>1</b>	<b>2,222</b>
----------------------	--------------	-----------	-----------	--------------	--------------	-----------	----------	--------------	--------------	------------	----------	--------------

## TOTAL ARRESTS BY COUNTY - ADULT AND JUVENILE

GROUP-A	BALLARD				BARREN				BATH			
	ADULT	JUV	UNK	TOTAL	ADULT	JUV	UNK	TOTAL	ADULT	JUV	UNK	TOTAL
Animal Cruelty	0	0	0	0	60	0	0	60	0	0	0	0
Arson	1	0	0	1	6	0	0	6	0	0	0	0
Assault Offenses	76	1	1	78	535	19	0	554	81	9	1	91
Bribery	0	0	0	0	0	0	0	0	0	0	0	0
Burglary/Breaking and Entering	16	0	0	16	46	0	0	46	10	0	0	10
Counterfeiting/Forgery	3	0	0	3	169	0	0	169	18	0	0	18
Destruction/Damage/Vandalism Of Property	17	0	0	17	99	1	0	100	9	0	1	10
Drug/Narcotic Offenses	212	9	0	221	1,732	24	2	1,758	209	6	0	215
Extortion/Blackmail	0	0	0	0	0	0	0	0	0	0	0	0
Fraud Offenses	5	0	0	5	33	0	0	33	4	0	0	4
Gambling Offenses	0	0	0	0	0	0	0	0	0	0	0	0
Homicide Offenses	0	0	0	0	10	0	0	10	0	0	0	0
Human Trafficking	0	0	0	0	0	0	0	0	0	0	0	0
Kidnapping/Abduction	3	0	0	3	21	0	0	21	6	0	0	6
Larceny/Theft Offenses	52	2	1	55	506	4	0	510	28	0	1	29
Motor Vehicle Theft	7	0	0	7	11	0	0	11	6	0	0	6
Pornography/Obscene Material	0	0	0	0	4	0	0	4	0	0	0	0
Prostitution Offenses	0	0	0	0	0	0	0	0	0	0	0	0
Robbery	0	0	0	0	12	1	0	13	0	0	0	0
Sex Offenses, Forcible	3	0	0	3	20	0	0	20	4	0	0	4
Sex Offenses, Nonforcible	0	0	0	0	4	0	0	4	0	0	0	0
Stolen Property Offenses (Receiving, etc.)	11	0	0	11	60	0	0	60	23	0	0	23
Weapon Law Violations	12	0	0	12	112	2	0	114	12	0	0	12
<b>TOTAL GROUP-A ARRESTS</b>	<b>418</b>	<b>12</b>	<b>2</b>	<b>432</b>	<b>3,440</b>	<b>51</b>	<b>2</b>	<b>3,493</b>	<b>410</b>	<b>15</b>	<b>3</b>	<b>428</b>

GROUP-B	ADULT	JUV	UNK	TOTAL	ADULT	JUV	UNK	TOTAL	ADULT	JUV	UNK	TOTAL
Curfew/Loitering/Vagrancy	0	0	0	0	0	1	0	1	1	1	0	2
Disorderly Conduct	11	0	0	11	84	4	0	88	8	4	1	13
Driving Under the Influence	32	0	0	32	310	2	0	312	64	0	2	66
Drunkenness	9	0	0	9	303	3	1	307	25	0	1	26
Family Offenses (Non-Violent)	12	0	0	12	76	0	0	76	29	0	0	29
Liquor Law Violations	3	2	0	5	9	0	0	9	2	0	0	2
Peeping Tom	0	0	0	0	0	0	0	0	0	0	0	0
Runaway	0	1	0	1	0	0	0	0	0	0	0	0
Trespass of Real Property	25	2	0	27	44	0	0	44	5	0	1	6
All Other Offenses	333	4	0	337	2,351	60	3	2,414	331	3	1	335
<b>TOTAL GROUP-B ARRESTS</b>	<b>425</b>	<b>9</b>	<b>0</b>	<b>434</b>	<b>3,177</b>	<b>70</b>	<b>4</b>	<b>3,251</b>	<b>465</b>	<b>8</b>	<b>6</b>	<b>479</b>

<b>TOTAL ARRESTS</b>	<b>843</b>	<b>21</b>	<b>2</b>	<b>866</b>	<b>6,617</b>	<b>121</b>	<b>6</b>	<b>6,744</b>	<b>875</b>	<b>23</b>	<b>9</b>	<b>907</b>
----------------------	------------	-----------	----------	------------	--------------	------------	----------	--------------	------------	-----------	----------	------------

## TOTAL ARRESTS BY COUNTY - ADULT AND JUVENILE

GROUP-A	BELL				BOONE				BOURBON			
	ADULT	JUV	UNK	TOTAL	ADULT	JUV	UNK	TOTAL	ADULT	JUV	UNK	TOTAL
Animal Cruelty	7	0	0	7	4	0	0	4	0	0	0	0
Arson	3	0	0	3	1	1	0	2	0	4	0	4
Assault Offenses	206	14	0	220	452	119	0	571	191	4	1	196
Bribery	1	0	0	1	0	0	0	0	1	0	0	1
Burglary/Breaking and Entering	32	1	0	33	35	4	0	39	7	1	0	8
Counterfeiting/Forgery	38	0	0	38	179	3	1	183	57	0	0	57
Destruction/Damage/Vandalism Of Property	35	7	0	42	105	29	0	134	28	0	0	28
Drug/Narcotic Offenses	1,070	6	7	1,083	1,943	105	3	2,051	295	3	0	298
Extortion/Blackmail	0	0	0	0	0	0	0	0	0	0	0	0
Fraud Offenses	37	0	0	37	228	0	0	228	20	0	0	20
Gambling Offenses	0	0	0	0	0	0	0	0	0	0	0	0
Homicide Offenses	2	0	0	2	4	0	0	4	4	0	0	4
Human Trafficking	0	0	0	0	0	0	0	0	0	0	0	0
Kidnapping/Abduction	4	0	0	4	4	0	0	4	3	0	0	3
Larceny/Theft Offenses	318	20	0	338	782	33	1	816	167	1	0	168
Motor Vehicle Theft	19	4	0	23	27	6	0	33	1	0	0	1
Pornography/Obscene Material	0	1	0	1	8	0	0	8	0	0	0	0
Prostitution Offenses	2	0	0	2	48	0	1	49	0	0	0	0
Robbery	7	0	0	7	21	6	0	27	6	0	0	6
Sex Offenses, Forcible	3	0	0	3	15	0	0	15	4	0	0	4
Sex Offenses, Nonforcible	3	0	0	3	2	0	0	2	0	0	0	0
Stolen Property Offenses (Receiving, etc.)	28	1	0	29	121	34	0	155	13	1	0	14
Weapon Law Violations	57	1	2	60	83	9	0	92	21	3	0	24
<b>TOTAL GROUP-A ARRESTS</b>	<b>1,872</b>	<b>55</b>	<b>9</b>	<b>1,936</b>	<b>4,062</b>	<b>349</b>	<b>6</b>	<b>4,417</b>	<b>818</b>	<b>17</b>	<b>1</b>	<b>836</b>

GROUP-B	ADULT	JUV	UNK	TOTAL	ADULT	JUV	UNK	TOTAL	ADULT	JUV	UNK	TOTAL
Curfew/Loitering/Vagrancy	1	0	0	1	0	0	0	0	5	0	0	5
Disorderly Conduct	122	7	0	129	138	52	0	190	27	2	0	29
Driving Under the Influence	308	0	1	309	520	1	0	521	166	0	0	166
Drunkenness	176	6	1	183	665	10	0	675	123	0	0	123
Family Offenses (Non-Violent)	35	0	0	35	179	1	0	180	50	0	0	50
Liquor Law Violations	1	0	0	1	14	5	0	19	2	0	0	2
Peeping Tom	0	0	0	0	2	0	0	2	0	0	0	0
Runaway	0	0	0	0	1	9	0	10	0	0	0	0
Trespass of Real Property	142	2	0	144	81	17	0	98	51	0	0	51
All Other Offenses	3,334	8	9	3,351	4,834	68	7	4,909	684	2	1	687
<b>TOTAL GROUP-B ARRESTS</b>	<b>4,119</b>	<b>23</b>	<b>11</b>	<b>4,153</b>	<b>6,434</b>	<b>163</b>	<b>7</b>	<b>6,604</b>	<b>1,108</b>	<b>4</b>	<b>1</b>	<b>1,113</b>

<b>TOTAL ARRESTS</b>	<b>5,991</b>	<b>78</b>	<b>20</b>	<b>6,089</b>	<b>10,496</b>	<b>512</b>	<b>13</b>	<b>11,021</b>	<b>1,926</b>	<b>21</b>	<b>2</b>	<b>1,949</b>
----------------------	--------------	-----------	-----------	--------------	---------------	------------	-----------	---------------	--------------	-----------	----------	--------------

## TOTAL ARRESTS BY COUNTY - ADULT AND JUVENILE

GROUP-A	BOYD				BOYLE				BRACKEN			
	ADULT	JUV	UNK	TOTAL	ADULT	JUV	UNK	TOTAL	ADULT	JUV	UNK	TOTAL
Animal Cruelty	3	0	0	3	1	0	0	1	0	0	0	0
Arson	6	1	0	7	0	0	0	0	0	0	0	0
Assault Offenses	337	12	1	350	270	3	0	273	34	5	0	39
Bribery	3	0	0	3	1	0	0	1	0	0	0	0
Burglary/Breaking and Entering	58	0	0	58	86	0	2	88	4	0	0	4
Counterfeiting/Forgery	52	0	0	52	137	0	0	137	0	0	0	0
Destruction/Damage/Vandalism Of Property	45	1	0	46	62	0	2	64	4	1	0	5
Drug/Narcotic Offenses	1,547	13	6	1,566	1,189	5	5	1,199	65	0	0	65
Extortion/Blackmail	0	0	0	0	0	0	0	0	0	0	0	0
Fraud Offenses	59	0	0	59	78	0	1	79	2	0	0	2
Gambling Offenses	0	0	0	0	2	0	0	2	0	0	0	0
Homicide Offenses	13	1	0	14	3	0	0	3	2	0	0	2
Human Trafficking	0	0	0	0	0	0	0	0	0	0	0	0
Kidnapping/Abduction	5	0	0	5	15	0	0	15	0	0	0	0
Larceny/Theft Offenses	500	12	0	512	283	4	2	289	17	0	1	18
Motor Vehicle Theft	19	0	0	19	11	0	2	13	1	0	0	1
Pornography/Obscene Material	105	1	0	106	4	0	0	4	0	4	0	4
Prostitution Offenses	1	0	0	1	0	0	0	0	0	0	0	0
Robbery	2	0	0	2	6	0	0	6	1	0	0	1
Sex Offenses, Forcible	21	1	0	22	23	1	0	24	0	0	0	0
Sex Offenses, Nonforcible	6	0	0	6	1	0	0	1	0	0	0	0
Stolen Property Offenses (Receiving, etc.)	66	2	1	69	86	0	1	87	3	0	0	3
Weapon Law Violations	49	1	1	51	61	0	0	61	2	0	0	2
<b>TOTAL GROUP-A ARRESTS</b>	<b>2,897</b>	<b>45</b>	<b>9</b>	<b>2,951</b>	<b>2,319</b>	<b>13</b>	<b>15</b>	<b>2,347</b>	<b>135</b>	<b>10</b>	<b>1</b>	<b>146</b>

GROUP-B	ADULT	JUV	UNK	TOTAL	ADULT	JUV	UNK	TOTAL	ADULT	JUV	UNK	TOTAL
Curfew/Loitering/Vagrancy	0	0	0	0	0	0	0	0	0	0	0	0
Disorderly Conduct	21	0	0	21	57	2	0	59	5	1	0	6
Driving Under the Influence	388	1	0	389	157	0	0	157	17	0	0	17
Drunkenness	509	8	0	517	193	1	0	194	22	0	0	22
Family Offenses (Non-Violent)	91	0	0	91	46	0	0	46	5	0	0	5
Liquor Law Violations	4	1	0	5	6	1	0	7	1	0	0	1
Peeping Tom	1	0	0	1	0	0	0	0	0	0	0	0
Runaway	2	7	0	9	0	0	0	0	0	0	0	0
Trespass of Real Property	61	0	0	61	48	0	0	48	6	0	0	6
All Other Offenses	2,783	22	6	2,811	1,679	2	9	1,690	143	0	2	145
<b>TOTAL GROUP-B ARRESTS</b>	<b>3,860</b>	<b>39</b>	<b>6</b>	<b>3,905</b>	<b>2,186</b>	<b>6</b>	<b>9</b>	<b>2,201</b>	<b>199</b>	<b>1</b>	<b>2</b>	<b>202</b>

<b>TOTAL ARRESTS</b>	<b>6,757</b>	<b>84</b>	<b>15</b>	<b>6,856</b>	<b>4,505</b>	<b>19</b>	<b>24</b>	<b>4,548</b>	<b>334</b>	<b>11</b>	<b>3</b>	<b>348</b>
----------------------	--------------	-----------	-----------	--------------	--------------	-----------	-----------	--------------	------------	-----------	----------	------------

## TOTAL ARRESTS BY COUNTY - ADULT AND JUVENILE

GROUP-A	BREATHITT				BRECKINRIDGE				BULLITT			
	ADULT	JUV	UNK	TOTAL	ADULT	JUV	UNK	TOTAL	ADULT	JUV	UNK	TOTAL
Animal Cruelty	0	0	0	0	1	0	0	1	14	0	0	14
Arson	2	0	0	2	0	0	0	0	1	2	0	3
Assault Offenses	108	21	0	129	114	7	0	121	454	38	1	493
Bribery	0	0	0	0	0	0	0	0	2	0	0	2
Burglary/Breaking and Entering	14	0	0	14	8	1	1	10	62	1	0	63
Counterfeiting/Forgery	4	0	0	4	7	0	0	7	68	0	0	68
Destruction/Damage/Vandalism Of Property	45	4	0	49	25	3	0	28	79	9	1	89
Drug/Narcotic Offenses	312	1	0	313	263	12	5	280	1,441	34	2	1,477
Extortion/Blackmail	0	0	0	0	0	0	0	0	0	0	0	0
Fraud Offenses	13	0	0	13	13	0	0	13	64	1	0	65
Gambling Offenses	0	0	0	0	12	0	0	12	0	0	0	0
Homicide Offenses	1	0	0	1	3	0	0	3	3	0	0	3
Human Trafficking	0	0	0	0	0	0	0	0	1	0	0	1
Kidnapping/Abduction	6	0	0	6	4	0	0	4	18	0	0	18
Larceny/Theft Offenses	91	0	1	92	116	2	0	118	458	11	9	478
Motor Vehicle Theft	5	2	0	7	7	1	0	8	21	8	0	29
Pornography/Obscene Material	1	0	0	1	2	0	0	2	1	1	0	2
Prostitution Offenses	0	0	0	0	0	0	0	0	0	0	0	0
Robbery	1	0	0	1	0	0	0	0	9	0	0	9
Sex Offenses, Forcible	0	0	0	0	3	1	0	4	11	4	0	15
Sex Offenses, Nonforcible	0	0	0	0	2	0	0	2	4	0	0	4
Stolen Property Offenses (Receiving, etc.)	22	1	0	23	20	0	0	20	138	4	2	144
Weapon Law Violations	24	2	0	26	41	1	0	42	71	6	0	77
<b>TOTAL GROUP-A ARRESTS</b>	<b>649</b>	<b>31</b>	<b>1</b>	<b>681</b>	<b>641</b>	<b>28</b>	<b>6</b>	<b>675</b>	<b>2,920</b>	<b>119</b>	<b>15</b>	<b>3,054</b>

GROUP-B	ADULT	JUV	UNK	TOTAL	ADULT	JUV	UNK	TOTAL	ADULT	JUV	UNK	TOTAL
Curfew/Loitering/Vagrancy	0	0	0	0	0	0	0	0	2	0	0	2
Disorderly Conduct	28	1	0	29	22	1	0	23	57	7	1	65
Driving Under the Influence	126	0	0	126	55	0	0	55	184	2	0	186
Drunkenness	151	1	1	153	68	1	0	69	95	3	0	98
Family Offenses (Non-Violent)	6	1	0	7	53	0	0	53	69	0	1	70
Liquor Law Violations	4	0	0	4	1	0	0	1	15	4	0	19
Peeping Tom	0	0	0	0	0	0	0	0	0	0	0	0
Runaway	0	2	0	2	0	0	0	0	0	0	0	0
Trespass of Real Property	28	0	0	28	20	1	0	21	53	4	5	62
All Other Offenses	628	11	1	640	525	2	1	528	2,271	14	11	2,296
<b>TOTAL GROUP-B ARRESTS</b>	<b>971</b>	<b>16</b>	<b>2</b>	<b>989</b>	<b>744</b>	<b>5</b>	<b>1</b>	<b>750</b>	<b>2,746</b>	<b>34</b>	<b>18</b>	<b>2,798</b>

<b>TOTAL ARRESTS</b>	<b>1,620</b>	<b>47</b>	<b>3</b>	<b>1,670</b>	<b>1,385</b>	<b>33</b>	<b>7</b>	<b>1,425</b>	<b>5,666</b>	<b>153</b>	<b>33</b>	<b>5,852</b>
----------------------	--------------	-----------	----------	--------------	--------------	-----------	----------	--------------	--------------	------------	-----------	--------------

## TOTAL ARRESTS BY COUNTY - ADULT AND JUVENILE

GROUP-A	BUTLER				CALDWELL				CALLOWAY			
	ADULT	JUV	UNK	TOTAL	ADULT	JUV	UNK	TOTAL	ADULT	JUV	UNK	TOTAL
Animal Cruelty	1	0	0	1	1	0	0	1	5	0	0	5
Arson	2	0	0	2	1	0	0	1	1	0	0	1
Assault Offenses	111	0	0	111	137	10	1	148	248	7	0	255
Bribery	0	0	0	0	0	0	0	0	2	0	0	2
Burglary/Breaking and Entering	25	0	0	25	21	0	0	21	63	0	0	63
Counterfeiting/Forgery	34	0	0	34	72	2	0	74	23	1	0	24
Destruction/Damage/Vandalism Of Property	27	0	0	27	25	5	0	30	53	1	0	54
Drug/Narcotic Offenses	253	7	0	260	312	9	0	321	585	0	0	585
Extortion/Blackmail	0	0	0	0	0	0	0	0	0	0	0	0
Fraud Offenses	7	0	0	7	12	1	0	13	29	0	0	29
Gambling Offenses	7	0	0	7	0	0	0	0	0	0	0	0
Homicide Offenses	1	0	0	1	0	0	0	0	2	0	0	2
Human Trafficking	0	0	0	0	0	0	0	0	0	0	0	0
Kidnapping/Abduction	0	0	0	0	0	0	0	0	18	0	0	18
Larceny/Theft Offenses	56	0	0	56	176	3	0	179	275	5	1	281
Motor Vehicle Theft	6	0	0	6	8	0	0	8	18	0	0	18
Pornography/Obscene Material	20	0	0	20	1	0	0	1	45	0	0	45
Prostitution Offenses	1	0	0	1	0	0	0	0	0	0	0	0
Robbery	0	0	0	0	6	0	0	6	0	0	0	0
Sex Offenses, Forcible	23	0	0	23	2	0	0	2	20	0	0	20
Sex Offenses, Nonforcible	0	0	0	0	1	0	0	1	5	0	0	5
Stolen Property Offenses (Receiving, etc.)	17	0	0	17	26	0	0	26	74	0	0	74
Weapon Law Violations	13	0	0	13	30	0	0	30	49	0	0	49
<b>TOTAL GROUP-A ARRESTS</b>	<b>604</b>	<b>7</b>	<b>0</b>	<b>611</b>	<b>831</b>	<b>30</b>	<b>1</b>	<b>862</b>	<b>1,515</b>	<b>14</b>	<b>1</b>	<b>1,530</b>

GROUP-B	ADULT	JUV	UNK	TOTAL	ADULT	JUV	UNK	TOTAL	ADULT	JUV	UNK	TOTAL
Curfew/Loitering/Vagrancy	0	0	0	0	0	0	0	0	0	0	0	0
Disorderly Conduct	9	1	0	10	33	3	0	36	26	0	0	26
Driving Under the Influence	50	1	0	51	70	1	0	71	245	0	0	245
Drunkenness	33	0	0	33	72	4	0	76	77	0	0	77
Family Offenses (Non-Violent)	16	0	0	16	21	1	0	22	94	0	0	94
Liquor Law Violations	1	0	0	1	1	0	0	1	8	0	0	8
Peeping Tom	0	0	0	0	0	0	0	0	1	0	0	1
Runaway	0	0	0	0	0	0	0	0	0	0	0	0
Trespass of Real Property	9	0	0	9	27	0	0	27	16	0	0	16
All Other Offenses	459	3	1	463	582	4	4	590	1,028	2	0	1,030
<b>TOTAL GROUP-B ARRESTS</b>	<b>577</b>	<b>5</b>	<b>1</b>	<b>583</b>	<b>806</b>	<b>13</b>	<b>4</b>	<b>823</b>	<b>1,495</b>	<b>2</b>	<b>0</b>	<b>1,497</b>

<b>TOTAL ARRESTS</b>	<b>1,181</b>	<b>12</b>	<b>1</b>	<b>1,194</b>	<b>1,637</b>	<b>43</b>	<b>5</b>	<b>1,685</b>	<b>3,010</b>	<b>16</b>	<b>1</b>	<b>3,027</b>
----------------------	--------------	-----------	----------	--------------	--------------	-----------	----------	--------------	--------------	-----------	----------	--------------

## TOTAL ARRESTS BY COUNTY - ADULT AND JUVENILE

GROUP-A	CAMPBELL				CARLISLE				CARROLL			
	ADULT	JUV	UNK	TOTAL	ADULT	JUV	UNK	TOTAL	ADULT	JUV	UNK	TOTAL
Animal Cruelty	2	0	0	2	0	0	0	0	2	0	0	2
Arson	0	0	0	0	1	0	0	1	0	1	0	1
Assault Offenses	281	36	1	318	31	1	0	32	93	30	0	123
Bribery	2	0	0	2	0	0	0	0	2	0	0	2
Burglary/Breaking and Entering	58	4	0	62	1	0	0	1	18	0	0	18
Counterfeiting/Forgery	42	0	0	42	1	0	0	1	3	0	0	3
Destruction/Damage/Vandalism Of Property	56	13	0	69	2	0	0	2	28	9	0	37
Drug/Narcotic Offenses	1,632	53	1	1,686	53	3	0	56	514	14	0	528
Extortion/Blackmail	0	0	0	0	0	0	0	0	0	0	0	0
Fraud Offenses	39	1	0	40	2	0	0	2	7	0	0	7
Gambling Offenses	0	0	0	0	0	0	0	0	0	0	0	0
Homicide Offenses	1	0	0	1	0	0	0	0	0	0	0	0
Human Trafficking	0	0	0	0	0	0	0	0	0	0	0	0
Kidnapping/Abduction	6	0	0	6	1	0	0	1	3	0	0	3
Larceny/Theft Offenses	424	36	1	461	17	0	0	17	97	3	1	101
Motor Vehicle Theft	16	1	0	17	1	0	0	1	9	2	0	11
Pornography/Obscene Material	21	0	0	21	0	0	0	0	0	4	0	4
Prostitution Offenses	0	0	0	0	0	0	0	0	0	0	0	0
Robbery	4	3	0	7	0	0	0	0	2	0	0	2
Sex Offenses, Forcible	18	1	0	19	0	0	0	0	8	0	0	8
Sex Offenses, Nonforcible	1	0	0	1	0	0	0	0	0	0	0	0
Stolen Property Offenses (Receiving, etc.)	82	16	0	98	2	0	0	2	20	2	0	22
Weapon Law Violations	33	4	0	37	1	0	0	1	9	0	0	9
<b>TOTAL GROUP-A ARRESTS</b>	<b>2,718</b>	<b>168</b>	<b>3</b>	<b>2,889</b>	<b>113</b>	<b>4</b>	<b>0</b>	<b>117</b>	<b>815</b>	<b>65</b>	<b>1</b>	<b>881</b>

GROUP-B	ADULT	JUV	UNK	TOTAL	ADULT	JUV	UNK	TOTAL	ADULT	JUV	UNK	TOTAL
Curfew/Loitering/Vagrancy	5	0	0	5	0	0	0	0	0	0	0	0
Disorderly Conduct	182	11	0	193	7	0	0	7	25	33	0	58
Driving Under the Influence	429	1	0	430	2	0	0	2	97	0	0	97
Drunkenness	670	4	0	674	3	0	0	3	71	1	0	72
Family Offenses (Non-Violent)	40	0	1	41	7	0	0	7	29	0	0	29
Liquor Law Violations	15	7	0	22	0	0	0	0	0	0	0	0
Peeping Tom	1	0	0	1	0	0	0	0	0	0	0	0
Runaway	2	9	0	11	0	0	0	0	1	2	0	3
Trespass of Real Property	127	11	0	138	2	0	0	2	10	0	0	10
All Other Offenses	3,950	74	3	4,027	72	0	0	72	913	15	1	929
<b>TOTAL GROUP-B ARRESTS</b>	<b>5,421</b>	<b>117</b>	<b>4</b>	<b>5,542</b>	<b>93</b>	<b>0</b>	<b>0</b>	<b>93</b>	<b>1,146</b>	<b>51</b>	<b>1</b>	<b>1,198</b>

<b>TOTAL ARRESTS</b>	<b>8,139</b>	<b>285</b>	<b>7</b>	<b>8,431</b>	<b>206</b>	<b>4</b>	<b>0</b>	<b>210</b>	<b>1,961</b>	<b>116</b>	<b>2</b>	<b>2,079</b>
----------------------	--------------	------------	----------	--------------	------------	----------	----------	------------	--------------	------------	----------	--------------



## TOTAL ARRESTS BY COUNTY - ADULT AND JUVENILE

GROUP-A	CARTER				CASEY				CHRISTIAN			
	ADULT	JUV	UNK	TOTAL	ADULT	JUV	UNK	TOTAL	ADULT	JUV	UNK	TOTAL
Animal Cruelty	4	0	0	4	0	0	0	0	9	0	0	9
Arson	2	0	0	2	0	0	0	0	10	0	0	10
Assault Offenses	174	11	0	185	123	0	1	124	646	100	0	746
Bribery	0	0	0	0	0	0	0	0	11	1	0	12
Burglary/Breaking and Entering	18	1	0	19	16	2	0	18	134	17	0	151
Counterfeiting/Forgery	4	0	0	4	11	0	0	11	135	1	0	136
Destruction/Damage/Vandalism Of Property	25	2	0	27	23	2	2	27	110	15	0	125
Drug/Narcotic Offenses	569	6	0	575	286	5	1	292	1,327	27	3	1,357
Extortion/Blackmail	0	0	0	0	0	0	0	0	0	0	0	0
Fraud Offenses	14	0	0	14	13	0	0	13	71	1	0	72
Gambling Offenses	0	0	0	0	4	0	0	4	0	0	0	0
Homicide Offenses	3	0	0	3	1	0	0	1	3	4	0	7
Human Trafficking	0	0	0	0	0	0	0	0	2	0	0	2
Kidnapping/Abduction	2	1	0	3	4	0	0	4	25	0	0	25
Larceny/Theft Offenses	97	3	1	101	131	1	4	136	505	12	0	517
Motor Vehicle Theft	20	0	0	20	10	0	0	10	39	2	0	41
Pornography/Obscene Material	0	20	0	20	3	0	0	3	89	10	0	99
Prostitution Offenses	1	0	1	2	0	0	0	0	2	0	0	2
Robbery	3	0	0	3	0	0	0	0	21	3	0	24
Sex Offenses, Forcible	6	2	0	8	4	0	0	4	28	3	0	31
Sex Offenses, Nonforcible	0	0	0	0	0	0	0	0	7	0	0	7
Stolen Property Offenses (Receiving, etc.)	38	4	0	42	27	0	0	27	98	3	0	101
Weapon Law Violations	28	2	0	30	23	0	0	23	155	8	0	163
<b>TOTAL GROUP-A ARRESTS</b>	<b>1,008</b>	<b>52</b>	<b>2</b>	<b>1,062</b>	<b>679</b>	<b>10</b>	<b>8</b>	<b>697</b>	<b>3,427</b>	<b>207</b>	<b>3</b>	<b>3,637</b>

GROUP-B	ADULT	JUV	UNK	TOTAL	ADULT	JUV	UNK	TOTAL	ADULT	JUV	UNK	TOTAL
Curfew/Loitering/Vagrancy	0	0	0	0	0	0	0	0	0	0	0	0
Disorderly Conduct	15	2	0	17	35	1	0	36	106	54	1	161
Driving Under the Influence	258	0	0	258	68	0	0	68	317	1	0	318
Drunkenness	69	1	0	70	58	1	0	59	313	0	0	313
Family Offenses (Non-Violent)	68	1	0	69	14	0	1	15	118	0	0	118
Liquor Law Violations	1	0	0	1	1	1	0	2	6	3	0	9
Peeping Tom	0	0	0	0	0	0	0	0	1	0	0	1
Runaway	0	0	0	0	0	1	0	1	0	0	0	0
Trespass of Real Property	20	1	0	21	18	1	0	19	75	3	0	78
All Other Offenses	1,219	3	0	1,222	551	2	3	556	4,221	50	9	4,280
<b>TOTAL GROUP-B ARRESTS</b>	<b>1,650</b>	<b>8</b>	<b>0</b>	<b>1,658</b>	<b>745</b>	<b>7</b>	<b>4</b>	<b>756</b>	<b>5,157</b>	<b>111</b>	<b>10</b>	<b>5,278</b>

<b>TOTAL ARRESTS</b>	<b>2,658</b>	<b>60</b>	<b>2</b>	<b>2,720</b>	<b>1,424</b>	<b>17</b>	<b>12</b>	<b>1,453</b>	<b>8,584</b>	<b>318</b>	<b>13</b>	<b>8,915</b>
----------------------	--------------	-----------	----------	--------------	--------------	-----------	-----------	--------------	--------------	------------	-----------	--------------

## TOTAL ARRESTS BY COUNTY - ADULT AND JUVENILE

GROUP-A	CLARK				CLAY				CLINTON			
	ADULT	JUV	UNK	TOTAL	ADULT	JUV	UNK	TOTAL	ADULT	JUV	UNK	TOTAL
Animal Cruelty	5	0	0	5	2	0	0	2	84	0	0	84
Arson	5	0	0	5	6	0	0	6	1	0	0	1
Assault Offenses	260	10	1	271	226	20	2	248	132	12	1	145
Bribery	0	0	0	0	1	0	0	1	0	0	0	0
Burglary/Breaking and Entering	64	6	0	70	60	0	1	61	23	0	0	23
Counterfeiting/Forgery	40	0	0	40	87	0	0	87	11	0	0	11
Destruction/Damage/Vandalism Of Property	53	3	0	56	81	2	0	83	32	0	0	32
Drug/Narcotic Offenses	669	1	0	670	243	2	2	247	472	0	0	472
Extortion/Blackmail	0	0	0	0	0	0	0	0	0	0	0	0
Fraud Offenses	72	0	0	72	19	0	0	19	4	0	0	4
Gambling Offenses	0	0	0	0	0	0	0	0	0	0	0	0
Homicide Offenses	5	0	0	5	4	0	0	4	3	0	0	3
Human Trafficking	0	0	0	0	0	0	0	0	0	0	0	0
Kidnapping/Abduction	7	0	0	7	1	0	0	1	5	0	0	5
Larceny/Theft Offenses	496	3	3	502	256	3	2	261	106	0	2	108
Motor Vehicle Theft	18	0	0	18	30	0	0	30	4	2	0	6
Pornography/Obscene Material	60	0	0	60	1	0	0	1	2	0	0	2
Prostitution Offenses	0	0	0	0	0	0	0	0	0	0	0	0
Robbery	17	0	0	17	6	0	0	6	0	0	0	0
Sex Offenses, Forcible	20	0	0	20	27	0	0	27	0	1	0	1
Sex Offenses, Nonforcible	10	0	0	10	5	0	0	5	0	0	0	0
Stolen Property Offenses (Receiving, etc.)	68	0	0	68	33	0	0	33	19	0	0	19
Weapon Law Violations	32	0	0	32	27	2	0	29	19	0	0	19
<b>TOTAL GROUP-A ARRESTS</b>	<b>1,901</b>	<b>23</b>	<b>4</b>	<b>1,928</b>	<b>1,115</b>	<b>29</b>	<b>7</b>	<b>1,151</b>	<b>917</b>	<b>15</b>	<b>3</b>	<b>935</b>

GROUP-B	ADULT	JUV	UNK	TOTAL	ADULT	JUV	UNK	TOTAL	ADULT	JUV	UNK	TOTAL
Curfew/Loitering/Vagrancy	0	0	0	0	1	0	0	1	0	0	0	0
Disorderly Conduct	81	2	0	83	52	2	0	54	18	2	0	20
Driving Under the Influence	156	0	0	156	167	0	0	167	53	0	0	53
Drunkenness	470	0	0	470	293	0	3	296	19	2	0	21
Family Offenses (Non-Violent)	42	0	0	42	66	0	0	66	8	0	0	8
Liquor Law Violations	1	0	0	1	1	2	0	3	1	0	0	1
Peeping Tom	0	0	0	0	0	0	0	0	0	0	0	0
Runaway	0	0	0	0	0	0	0	0	0	0	0	0
Trespass of Real Property	84	3	0	87	60	0	0	60	43	0	0	43
All Other Offenses	1,640	6	2	1,648	1,240	4	4	1,248	631	1	2	634
<b>TOTAL GROUP-B ARRESTS</b>	<b>2,474</b>	<b>11</b>	<b>2</b>	<b>2,487</b>	<b>1,880</b>	<b>8</b>	<b>7</b>	<b>1,895</b>	<b>773</b>	<b>5</b>	<b>2</b>	<b>780</b>

<b>TOTAL ARRESTS</b>	<b>4,375</b>	<b>34</b>	<b>6</b>	<b>4,415</b>	<b>2,995</b>	<b>37</b>	<b>14</b>	<b>3,046</b>	<b>1,690</b>	<b>20</b>	<b>5</b>	<b>1,715</b>
----------------------	--------------	-----------	----------	--------------	--------------	-----------	-----------	--------------	--------------	-----------	----------	--------------

## TOTAL ARRESTS BY COUNTY - ADULT AND JUVENILE

GROUP-A	CRITTENDEN				CUMBERLAND				DAVISS			
	ADULT	JUV	UNK	TOTAL	ADULT	JUV	UNK	TOTAL	ADULT	JUV	UNK	TOTAL
Animal Cruelty	0	0	0	0	1	0	0	1	16	0	1	17
Arson	0	0	0	0	0	0	0	0	1	0	0	1
Assault Offenses	44	2	0	46	68	0	0	68	893	212	3	1,108
Bribery	0	0	0	0	0	0	0	0	6	0	0	6
Burglary/Breaking and Entering	8	0	0	8	12	0	0	12	170	16	0	186
Counterfeiting/Forgery	6	0	0	6	29	0	0	29	344	1	0	345
Destruction/Damage/Vandalism Of Property	12	0	0	12	21	0	0	21	174	55	0	229
Drug/Narcotic Offenses	137	0	0	137	232	0	2	234	3,536	128	3	3,667
Extortion/Blackmail	0	0	0	0	0	0	0	0	0	0	0	0
Fraud Offenses	6	0	0	6	7	0	0	7	168	10	0	178
Gambling Offenses	0	0	0	0	0	0	0	0	0	0	0	0
Homicide Offenses	0	0	0	0	2	0	0	2	16	0	0	16
Human Trafficking	0	0	0	0	0	0	0	0	0	0	0	0
Kidnapping/Abduction	3	0	0	3	2	0	0	2	17	0	0	17
Larceny/Theft Offenses	134	0	0	134	73	0	1	74	1,300	127	7	1,434
Motor Vehicle Theft	1	0	0	1	3	0	0	3	78	35	0	113
Pornography/Obscene Material	0	0	0	0	0	0	0	0	13	0	0	13
Prostitution Offenses	0	0	0	0	0	0	0	0	0	0	0	0
Robbery	0	0	0	0	2	0	0	2	48	7	0	55
Sex Offenses, Forcible	0	0	0	0	0	0	0	0	69	9	0	78
Sex Offenses, Nonforcible	0	0	0	0	0	0	0	0	12	0	0	12
Stolen Property Offenses (Receiving, etc.)	5	0	0	5	10	0	0	10	193	41	0	234
Weapon Law Violations	8	0	0	8	11	0	0	11	204	11	0	215
<b>TOTAL GROUP-A ARRESTS</b>	<b>364</b>	<b>2</b>	<b>0</b>	<b>366</b>	<b>473</b>	<b>0</b>	<b>3</b>	<b>476</b>	<b>7,258</b>	<b>652</b>	<b>14</b>	<b>7,924</b>

GROUP-B	ADULT	JUV	UNK	TOTAL	ADULT	JUV	UNK	TOTAL	ADULT	JUV	UNK	TOTAL
Curfew/Loitering/Vagrancy	0	0	0	0	0	0	0	0	1	0	0	1
Disorderly Conduct	8	0	0	8	14	0	0	14	230	135	1	366
Driving Under the Influence	38	0	0	38	78	1	0	79	622	12	0	634
Drunkenness	19	0	0	19	31	0	0	31	552	19	0	571
Family Offenses (Non-Violent)	27	0	0	27	10	0	0	10	114	2	0	116
Liquor Law Violations	13	0	0	13	7	0	0	7	22	19	0	41
Peeping Tom	0	0	0	0	1	0	0	1	3	0	0	3
Runaway	0	0	0	0	0	0	0	0	5	30	0	35
Trespass of Real Property	12	0	0	12	10	0	0	10	276	49	1	326
All Other Offenses	319	1	1	321	292	2	3	297	5,611	187	4	5,802
<b>TOTAL GROUP-B ARRESTS</b>	<b>436</b>	<b>1</b>	<b>1</b>	<b>438</b>	<b>443</b>	<b>3</b>	<b>3</b>	<b>449</b>	<b>7,436</b>	<b>453</b>	<b>6</b>	<b>7,895</b>

<b>TOTAL ARRESTS</b>	<b>800</b>	<b>3</b>	<b>1</b>	<b>804</b>	<b>916</b>	<b>3</b>	<b>6</b>	<b>925</b>	<b>14,694</b>	<b>1,105</b>	<b>20</b>	<b>15,819</b>
----------------------	------------	----------	----------	------------	------------	----------	----------	------------	---------------	--------------	-----------	---------------

## TOTAL ARRESTS BY COUNTY - ADULT AND JUVENILE

GROUP-A	EDMONSON				ELLIOTT				ESTILL			
	ADULT	JUV	UNK	TOTAL	ADULT	JUV	UNK	TOTAL	ADULT	JUV	UNK	TOTAL
Animal Cruelty	0	0	0	0	180	0	0	180	1	0	0	1
Arson	2	0	0	2	0	0	0	0	4	1	0	5
Assault Offenses	117	2	1	120	110	0	0	110	145	15	0	160
Bribery	2	0	0	2	0	0	0	0	1	0	0	1
Burglary/Breaking and Entering	13	0	0	13	6	0	0	6	29	0	0	29
Counterfeiting/Forgery	15	0	0	15	1	0	0	1	11	0	0	11
Destruction/Damage/Vandalism Of Property	16	0	0	16	7	0	0	7	19	1	0	20
Drug/Narcotic Offenses	363	2	1	366	131	0	0	131	485	0	0	485
Extortion/Blackmail	0	0	0	0	0	0	0	0	0	0	0	0
Fraud Offenses	21	0	0	21	3	0	0	3	8	0	0	8
Gambling Offenses	0	0	0	0	0	0	0	0	0	0	0	0
Homicide Offenses	2	0	0	2	1	0	0	1	2	0	0	2
Human Trafficking	0	0	0	0	0	0	0	0	0	0	0	0
Kidnapping/Abduction	10	0	0	10	1	0	0	1	1	0	0	1
Larceny/Theft Offenses	49	1	0	50	24	0	0	24	65	0	0	65
Motor Vehicle Theft	3	0	0	3	4	0	0	4	4	0	0	4
Pornography/Obscene Material	15	0	0	15	0	0	0	0	33	0	0	33
Prostitution Offenses	0	0	0	0	0	0	0	0	0	0	0	0
Robbery	1	0	0	1	3	0	0	3	1	0	0	1
Sex Offenses, Forcible	28	0	0	28	0	0	0	0	9	0	0	9
Sex Offenses, Nonforcible	5	0	0	5	0	0	0	0	16	0	0	16
Stolen Property Offenses (Receiving, etc.)	10	0	0	10	1	0	0	1	19	0	0	19
Weapon Law Violations	34	0	0	34	3	0	0	3	60	2	0	62
<b>TOTAL GROUP-A ARRESTS</b>	<b>706</b>	<b>5</b>	<b>2</b>	<b>713</b>	<b>475</b>	<b>0</b>	<b>0</b>	<b>475</b>	<b>913</b>	<b>19</b>	<b>0</b>	<b>932</b>

GROUP-B	ADULT	JUV	UNK	TOTAL	ADULT	JUV	UNK	TOTAL	ADULT	JUV	UNK	TOTAL
Curfew/Loitering/Vagrancy	0	0	0	0	0	0	0	0	0	0	0	0
Disorderly Conduct	11	1	0	12	2	0	0	2	69	5	0	74
Driving Under the Influence	55	1	0	56	34	0	0	34	89	0	0	89
Drunkenness	33	0	0	33	22	0	0	22	134	1	0	135
Family Offenses (Non-Violent)	12	0	0	12	12	0	0	12	26	0	0	26
Liquor Law Violations	3	0	0	3	0	0	0	0	0	0	0	0
Peeping Tom	0	0	0	0	0	0	0	0	1	0	0	1
Runaway	0	0	0	0	0	0	0	0	0	0	0	0
Trespass of Real Property	6	0	0	6	6	0	0	6	22	0	0	22
All Other Offenses	432	5	2	439	396	2	0	398	913	5	8	926
<b>TOTAL GROUP-B ARRESTS</b>	<b>552</b>	<b>7</b>	<b>2</b>	<b>561</b>	<b>472</b>	<b>2</b>	<b>0</b>	<b>474</b>	<b>1,254</b>	<b>11</b>	<b>8</b>	<b>1,273</b>

<b>TOTAL ARRESTS</b>	<b>1,258</b>	<b>12</b>	<b>4</b>	<b>1,274</b>	<b>947</b>	<b>2</b>	<b>0</b>	<b>949</b>	<b>2,167</b>	<b>30</b>	<b>8</b>	<b>2,205</b>
----------------------	--------------	-----------	----------	--------------	------------	----------	----------	------------	--------------	-----------	----------	--------------

## TOTAL ARRESTS BY COUNTY - ADULT AND JUVENILE

GROUP-A	FAYETTE				FLEMING				FLOYD			
	ADULT	JUV	UNK	TOTAL	ADULT	JUV	UNK	TOTAL	ADULT	JUV	UNK	TOTAL
Animal Cruelty	4	0	0	4	0	0	0	0	3	0	0	3
Arson	8	0	0	8	0	1	0	1	0	0	0	0
Assault Offenses	1,947	109	3	2,059	118	17	0	135	449	9	4	462
Bribery	16	0	0	16	0	0	0	0	0	0	0	0
Burglary/Breaking and Entering	352	28	1	381	7	0	0	7	28	0	0	28
Counterfeiting/Forgery	566	1	1	568	9	0	0	9	16	0	0	16
Destruction/Damage/Vandalism Of Property	333	23	1	357	35	0	1	36	60	0	0	60
Drug/Narcotic Offenses	5,993	72	30	6,095	355	4	0	359	1,227	1	1	1,229
Extortion/Blackmail	1	0	0	1	0	0	0	0	0	0	0	0
Fraud Offenses	507	1	0	508	3	0	0	3	43	0	1	44
Gambling Offenses	1	0	0	1	3	0	0	3	0	0	0	0
Homicide Offenses	29	9	0	38	0	0	0	0	3	0	0	3
Human Trafficking	0	0	0	0	0	0	0	0	0	0	0	0
Kidnapping/Abduction	54	1	0	55	0	0	0	0	3	0	0	3
Larceny/Theft Offenses	2,633	44	11	2,688	36	2	0	38	134	1	1	136
Motor Vehicle Theft	166	10	1	177	3	0	0	3	25	0	0	25
Pornography/Obscene Material	57	1	0	58	0	0	0	0	1	0	0	1
Prostitution Offenses	83	0	0	83	0	0	0	0	0	0	0	0
Robbery	192	22	0	214	0	0	0	0	2	0	0	2
Sex Offenses, Forcible	122	6	0	128	3	0	0	3	9	4	0	13
Sex Offenses, Nonforcible	5	0	0	5	1	0	0	1	0	2	0	2
Stolen Property Offenses (Receiving, etc.)	725	39	7	771	3	0	0	3	31	0	0	31
Weapon Law Violations	474	31	5	510	16	0	0	16	62	0	0	62
<b>TOTAL GROUP-A ARRESTS</b>	<b>14,268</b>	<b>397</b>	<b>60</b>	<b>14,725</b>	<b>592</b>	<b>24</b>	<b>1</b>	<b>617</b>	<b>2,096</b>	<b>17</b>	<b>7</b>	<b>2,120</b>

GROUP-B	ADULT	JUV	UNK	TOTAL	ADULT	JUV	UNK	TOTAL	ADULT	JUV	UNK	TOTAL
Curfew/Loitering/Vagrancy	24	1	0	25	0	0	0	0	0	0	0	0
Disorderly Conduct	362	45	1	408	13	3	0	16	108	2	1	111
Driving Under the Influence	1,058	1	0	1,059	95	0	1	96	390	0	0	390
Drunkenness	2,444	5	8	2,457	40	0	0	40	346	0	1	347
Family Offenses (Non-Violent)	462	2	0	464	9	0	0	9	128	0	0	128
Liquor Law Violations	298	3	0	301	7	1	0	8	10	0	0	10
Peeping Tom	9	0	0	9	0	0	0	0	0	0	0	0
Runaway	6	41	0	47	0	0	0	0	0	0	0	0
Trespass of Real Property	980	9	4	993	15	2	0	17	82	0	1	83
All Other Offenses	12,138	142	37	12,317	408	2	0	410	2,243	2	15	2,260
<b>TOTAL GROUP-B ARRESTS</b>	<b>17,781</b>	<b>249</b>	<b>50</b>	<b>18,080</b>	<b>587</b>	<b>8</b>	<b>1</b>	<b>596</b>	<b>3,307</b>	<b>4</b>	<b>18</b>	<b>3,329</b>

<b>TOTAL ARRESTS</b>	<b>32,049</b>	<b>646</b>	<b>110</b>	<b>32,805</b>	<b>1,179</b>	<b>32</b>	<b>2</b>	<b>1,213</b>	<b>5,403</b>	<b>21</b>	<b>25</b>	<b>5,449</b>
----------------------	---------------	------------	------------	---------------	--------------	-----------	----------	--------------	--------------	-----------	-----------	--------------

## TOTAL ARRESTS BY COUNTY - ADULT AND JUVENILE

GROUP-A	FRANKLIN				FULTON				GALLATIN			
	ADULT	JUV	UNK	TOTAL	ADULT	JUV	UNK	TOTAL	ADULT	JUV	UNK	TOTAL
Animal Cruelty	6	0	0	6	0	0	0	0	0	0	0	0
Arson	1	0	0	1	0	1	0	1	0	0	0	0
Assault Offenses	534	39	3	576	105	7	0	112	77	0	0	77
Bribery	3	0	0	3	2	0	0	2	0	0	0	0
Burglary/Breaking and Entering	102	0	0	102	27	0	0	27	10	0	0	10
Counterfeiting/Forgery	65	1	0	66	75	0	0	75	9	0	0	9
Destruction/Damage/Vandalism Of Property	82	4	2	88	17	3	0	20	19	1	0	20
Drug/Narcotic Offenses	1,346	20	2	1,368	443	2	0	445	301	0	0	301
Extortion/Blackmail	0	0	0	0	0	0	0	0	0	0	0	0
Fraud Offenses	153	6	0	159	5	0	0	5	5	0	0	5
Gambling Offenses	0	0	0	0	0	0	0	0	0	0	0	0
Homicide Offenses	16	0	0	16	3	0	0	3	1	0	0	1
Human Trafficking	0	0	0	0	0	0	0	0	0	0	0	0
Kidnapping/Abduction	14	0	0	14	1	0	0	1	5	0	0	5
Larceny/Theft Offenses	459	10	0	469	188	3	0	191	33	0	0	33
Motor Vehicle Theft	14	2	0	16	3	1	0	4	3	0	0	3
Pornography/Obscene Material	23	0	0	23	0	1	0	1	0	0	0	0
Prostitution Offenses	0	0	0	0	0	0	0	0	0	0	0	0
Robbery	32	0	0	32	1	0	0	1	0	0	0	0
Sex Offenses, Forcible	8	1	0	9	4	0	0	4	1	0	0	1
Sex Offenses, Nonforcible	2	0	0	2	2	0	0	2	0	0	0	0
Stolen Property Offenses (Receiving, etc.)	92	9	0	101	9	0	0	9	12	0	0	12
Weapon Law Violations	104	0	0	104	21	0	0	21	13	0	0	13
<b>TOTAL GROUP-A ARRESTS</b>	<b>3,056</b>	<b>92</b>	<b>7</b>	<b>3,155</b>	<b>906</b>	<b>18</b>	<b>0</b>	<b>924</b>	<b>489</b>	<b>1</b>	<b>0</b>	<b>490</b>

GROUP-B	ADULT	JUV	UNK	TOTAL	ADULT	JUV	UNK	TOTAL	ADULT	JUV	UNK	TOTAL
Curfew/Loitering/Vagrancy	0	0	0	0	0	0	0	0	0	0	0	0
Disorderly Conduct	126	19	1	146	13	0	0	13	12	0	0	12
Driving Under the Influence	333	3	0	336	112	2	0	114	72	0	0	72
Drunkenness	282	3	0	285	20	0	0	20	20	1	0	21
Family Offenses (Non-Violent)	99	0	0	99	16	0	0	16	10	0	0	10
Liquor Law Violations	3	0	0	3	3	1	0	4	0	0	0	0
Peeping Tom	0	0	0	0	0	0	0	0	0	0	0	0
Runaway	0	5	0	5	0	0	0	0	0	0	0	0
Trespass of Real Property	55	10	1	66	20	0	0	20	11	0	0	11
All Other Offenses	3,191	30	4	3,225	451	3	0	454	352	0	2	354
<b>TOTAL GROUP-B ARRESTS</b>	<b>4,089</b>	<b>70</b>	<b>6</b>	<b>4,165</b>	<b>635</b>	<b>6</b>	<b>0</b>	<b>641</b>	<b>477</b>	<b>1</b>	<b>2</b>	<b>480</b>

<b>TOTAL ARRESTS</b>	<b>7,145</b>	<b>162</b>	<b>13</b>	<b>7,320</b>	<b>1,541</b>	<b>24</b>	<b>0</b>	<b>1,565</b>	<b>966</b>	<b>2</b>	<b>2</b>	<b>970</b>
----------------------	--------------	------------	-----------	--------------	--------------	-----------	----------	--------------	------------	----------	----------	------------

## TOTAL ARRESTS BY COUNTY - ADULT AND JUVENILE

GROUP-A	GARRARD				GRANT				GRAVES			
	ADULT	JUV	UNK	TOTAL	ADULT	JUV	UNK	TOTAL	ADULT	JUV	UNK	TOTAL
Animal Cruelty	6	0	0	6	0	0	0	0	50	0	0	50
Arson	0	0	0	0	0	0	0	0	0	0	0	0
Assault Offenses	179	3	0	182	149	29	2	180	505	16	2	523
Bribery	0	0	0	0	2	0	0	2	6	0	0	6
Burglary/Breaking and Entering	26	0	0	26	16	6	0	22	73	2	0	75
Counterfeiting/Forgery	26	0	0	26	5	0	0	5	159	0	0	159
Destruction/Damage/Vandalism Of Property	29	1	0	30	33	5	0	38	88	2	0	90
Drug/Narcotic Offenses	883	2	2	887	464	12	2	478	1,475	30	3	1,508
Extortion/Blackmail	0	0	0	0	0	0	0	0	0	0	0	0
Fraud Offenses	17	0	0	17	22	0	0	22	67	0	0	67
Gambling Offenses	0	0	0	0	0	0	0	0	0	0	0	0
Homicide Offenses	0	0	0	0	2	0	0	2	8	1	0	9
Human Trafficking	0	0	0	0	0	0	0	0	0	0	0	0
Kidnapping/Abduction	5	0	0	5	3	1	0	4	22	2	0	24
Larceny/Theft Offenses	84	0	0	84	118	2	0	120	379	4	1	384
Motor Vehicle Theft	13	0	0	13	6	2	2	10	25	2	0	27
Pornography/Obscene Material	0	0	0	0	4	0	0	4	6	0	0	6
Prostitution Offenses	0	0	0	0	0	0	0	0	4	0	0	4
Robbery	4	0	0	4	0	0	0	0	20	0	0	20
Sex Offenses, Forcible	21	1	0	22	19	0	0	19	43	3	0	46
Sex Offenses, Nonforcible	2	0	0	2	1	0	0	1	6	0	0	6
Stolen Property Offenses (Receiving, etc.)	26	0	0	26	22	2	0	24	110	2	0	112
Weapon Law Violations	22	0	0	22	20	2	0	22	131	2	0	133
<b>TOTAL GROUP-A ARRESTS</b>	<b>1,343</b>	<b>7</b>	<b>2</b>	<b>1,352</b>	<b>886</b>	<b>61</b>	<b>6</b>	<b>953</b>	<b>3,177</b>	<b>66</b>	<b>6</b>	<b>3,249</b>

GROUP-B	ADULT	JUV	UNK	TOTAL	ADULT	JUV	UNK	TOTAL	ADULT	JUV	UNK	TOTAL
Curfew/Loitering/Vagrancy	0	0	0	0	0	0	0	0	0	0	0	0
Disorderly Conduct	23	0	0	23	32	18	0	50	67	5	1	73
Driving Under the Influence	83	1	0	84	90	0	1	91	211	1	1	213
Drunkenness	71	0	0	71	80	5	0	85	146	1	0	147
Family Offenses (Non-Violent)	26	0	1	27	70	0	0	70	74	0	0	74
Liquor Law Violations	1	0	0	1	2	0	0	2	7	2	0	9
Peeping Tom	0	0	0	0	0	0	0	0	1	0	0	1
Runaway	0	0	0	0	0	5	0	5	0	0	0	0
Trespass of Real Property	30	1	0	31	18	0	2	20	67	2	0	69
All Other Offenses	653	2	1	656	1,249	28	1	1,278	1,714	11	3	1,728
<b>TOTAL GROUP-B ARRESTS</b>	<b>887</b>	<b>4</b>	<b>2</b>	<b>893</b>	<b>1,541</b>	<b>56</b>	<b>4</b>	<b>1,601</b>	<b>2,287</b>	<b>22</b>	<b>5</b>	<b>2,314</b>

<b>TOTAL ARRESTS</b>	<b>2,230</b>	<b>11</b>	<b>4</b>	<b>2,245</b>	<b>2,427</b>	<b>117</b>	<b>10</b>	<b>2,554</b>	<b>5,464</b>	<b>88</b>	<b>11</b>	<b>5,563</b>
----------------------	--------------	-----------	----------	--------------	--------------	------------	-----------	--------------	--------------	-----------	-----------	--------------

## TOTAL ARRESTS BY COUNTY - ADULT AND JUVENILE

GROUP-A	GRAYSON				GREEN				GREENUP			
	ADULT	JUV	UNK	TOTAL	ADULT	JUV	UNK	TOTAL	ADULT	JUV	UNK	TOTAL
Animal Cruelty	5	0	0	5	0	0	0	0	1	0	0	1
Arson	0	0	0	0	0	0	0	0	0	0	0	0
Assault Offenses	261	17	1	279	82	20	1	103	97	0	1	98
Bribery	1	0	0	1	0	1	0	1	0	0	0	0
Burglary/Breaking and Entering	38	0	0	38	8	0	0	8	22	0	0	22
Counterfeiting/Forgery	34	0	0	34	18	0	0	18	4	0	0	4
Destruction/Damage/Vandalism Of Property	45	4	0	49	6	2	1	9	9	0	0	9
Drug/Narcotic Offenses	548	6	2	556	202	15	4	221	236	0	0	236
Extortion/Blackmail	0	0	0	0	0	0	0	0	0	0	0	0
Fraud Offenses	14	0	0	14	54	0	0	54	10	0	0	10
Gambling Offenses	0	0	0	0	0	0	0	0	0	0	0	0
Homicide Offenses	3	0	0	3	0	0	0	0	0	0	0	0
Human Trafficking	0	0	0	0	3	0	0	3	0	0	0	0
Kidnapping/Abduction	7	0	0	7	0	0	0	0	2	0	0	2
Larceny/Theft Offenses	167	0	3	170	28	5	0	33	65	0	0	65
Motor Vehicle Theft	8	0	0	8	0	0	0	0	4	0	0	4
Pornography/Obscene Material	4	0	0	4	0	1	0	1	3	0	0	3
Prostitution Offenses	0	0	0	0	0	0	0	0	0	0	0	0
Robbery	4	0	0	4	1	0	0	1	3	0	0	3
Sex Offenses, Forcible	37	1	0	38	64	2	0	66	16	0	0	16
Sex Offenses, Nonforcible	30	0	0	30	1	0	0	1	2	0	0	2
Stolen Property Offenses (Receiving, etc.)	34	0	0	34	3	0	0	3	13	0	0	13
Weapon Law Violations	33	3	0	36	12	1	0	13	13	0	0	13
<b>TOTAL GROUP-A ARRESTS</b>	<b>1,273</b>	<b>31</b>	<b>6</b>	<b>1,310</b>	<b>482</b>	<b>47</b>	<b>6</b>	<b>535</b>	<b>500</b>	<b>0</b>	<b>1</b>	<b>501</b>

GROUP-B	ADULT	JUV	UNK	TOTAL	ADULT	JUV	UNK	TOTAL	ADULT	JUV	UNK	TOTAL
Curfew/Loitering/Vagrancy	0	0	0	0	0	0	0	0	0	0	0	0
Disorderly Conduct	28	6	0	34	6	5	0	11	21	0	0	21
Driving Under the Influence	182	1	0	183	33	0	1	34	139	0	0	139
Drunkenness	121	9	0	130	12	1	0	13	62	0	1	63
Family Offenses (Non-Violent)	40	0	0	40	4	0	0	4	11	0	0	11
Liquor Law Violations	2	2	1	5	1	1	0	2	4	0	0	4
Peeping Tom	0	0	0	0	0	0	0	0	0	0	0	0
Runaway	0	0	0	0	0	0	0	0	0	0	0	0
Trespass of Real Property	31	0	0	31	6	10	0	16	11	0	0	11
All Other Offenses	859	7	4	870	333	9	1	343	516	1	0	517
<b>TOTAL GROUP-B ARRESTS</b>	<b>1,263</b>	<b>25</b>	<b>5</b>	<b>1,293</b>	<b>395</b>	<b>26</b>	<b>2</b>	<b>423</b>	<b>764</b>	<b>1</b>	<b>1</b>	<b>766</b>

<b>TOTAL ARRESTS</b>	<b>2,536</b>	<b>56</b>	<b>11</b>	<b>2,603</b>	<b>877</b>	<b>73</b>	<b>8</b>	<b>958</b>	<b>1,264</b>	<b>1</b>	<b>2</b>	<b>1,267</b>
----------------------	--------------	-----------	-----------	--------------	------------	-----------	----------	------------	--------------	----------	----------	--------------



## TOTAL ARRESTS BY COUNTY - ADULT AND JUVENILE

GROUP-A	HANCOCK				HARDIN				HARLAN			
	ADULT	JUV	UNK	TOTAL	ADULT	JUV	UNK	TOTAL	ADULT	JUV	UNK	TOTAL
Animal Cruelty	0	0	0	0	8	0	0	8	2	0	0	2
Arson	0	0	0	0	4	0	0	4	1	0	0	1
Assault Offenses	23	0	0	23	1,030	131	5	1,166	335	25	1	361
Bribery	0	0	0	0	4	0	0	4	1	0	0	1
Burglary/Breaking and Entering	7	0	0	7	167	19	2	188	38	2	0	40
Counterfeiting/Forgery	0	0	0	0	443	3	0	446	16	0	0	16
Destruction/Damage/Vandalism Of Property	2	0	0	2	139	21	0	160	40	8	0	48
Drug/Narcotic Offenses	31	0	0	31	3,008	56	3	3,067	876	21	0	897
Extortion/Blackmail	0	0	0	0	0	0	0	0	0	0	0	0
Fraud Offenses	3	0	0	3	191	6	0	197	29	0	0	29
Gambling Offenses	0	0	0	0	0	0	0	0	0	0	0	0
Homicide Offenses	0	0	0	0	22	0	0	22	5	0	0	5
Human Trafficking	0	0	0	0	0	0	0	0	0	0	0	0
Kidnapping/Abduction	0	0	0	0	24	0	0	24	3	0	0	3
Larceny/Theft Offenses	33	0	0	33	1,318	65	4	1,387	112	1	7	120
Motor Vehicle Theft	0	0	0	0	41	18	1	60	11	1	0	12
Pornography/Obscene Material	0	0	0	0	49	23	0	72	72	0	0	72
Prostitution Offenses	0	0	0	0	0	0	0	0	0	0	0	0
Robbery	0	0	0	0	42	1	0	43	4	0	0	4
Sex Offenses, Forcible	3	0	0	3	28	1	1	30	29	2	0	31
Sex Offenses, Nonforcible	0	0	0	0	9	0	0	9	14	0	0	14
Stolen Property Offenses (Receiving, etc.)	4	0	0	4	449	12	0	461	21	0	0	21
Weapon Law Violations	6	0	0	6	227	11	0	238	43	0	0	43
<b>TOTAL GROUP-A ARRESTS</b>	<b>112</b>	<b>0</b>	<b>0</b>	<b>112</b>	<b>7,203</b>	<b>367</b>	<b>16</b>	<b>7,586</b>	<b>1,652</b>	<b>60</b>	<b>8</b>	<b>1,720</b>

GROUP-B	ADULT	JUV	UNK	TOTAL	ADULT	JUV	UNK	TOTAL	ADULT	JUV	UNK	TOTAL
Curfew/Loitering/Vagrancy	0	0	0	0	1	0	0	1	0	0	0	0
Disorderly Conduct	3	0	0	3	176	39	3	218	97	19	0	116
Driving Under the Influence	13	0	0	13	575	3	0	578	188	1	0	189
Drunkenness	2	0	0	2	467	6	1	474	176	11	0	187
Family Offenses (Non-Violent)	9	0	0	9	224	0	0	224	34	0	0	34
Liquor Law Violations	0	0	0	0	14	4	0	18	5	1	0	6
Peeping Tom	0	0	0	0	1	0	0	1	0	0	0	0
Runaway	0	0	0	0	0	2	0	2	0	1	0	1
Trespass of Real Property	0	0	0	0	122	7	0	129	38	0	0	38
All Other Offenses	104	1	0	105	5,115	97	14	5,226	1,712	21	5	1,738
<b>TOTAL GROUP-B ARRESTS</b>	<b>131</b>	<b>1</b>	<b>0</b>	<b>132</b>	<b>6,695</b>	<b>158</b>	<b>18</b>	<b>6,871</b>	<b>2,250</b>	<b>54</b>	<b>5</b>	<b>2,309</b>

<b>TOTAL ARRESTS</b>	<b>243</b>	<b>1</b>	<b>0</b>	<b>244</b>	<b>13,898</b>	<b>525</b>	<b>34</b>	<b>14,457</b>	<b>3,902</b>	<b>114</b>	<b>13</b>	<b>4,029</b>
----------------------	------------	----------	----------	------------	---------------	------------	-----------	---------------	--------------	------------	-----------	--------------

## TOTAL ARRESTS BY COUNTY - ADULT AND JUVENILE

GROUP-A	HARRISON				HART				HENDERSON			
	ADULT	JUV	UNK	TOTAL	ADULT	JUV	UNK	TOTAL	ADULT	JUV	UNK	TOTAL
Animal Cruelty	2	0	0	2	3	0	0	3	0	0	0	0
Arson	0	0	0	0	2	0	0	2	2	0	0	2
Assault Offenses	115	9	0	124	187	2	0	189	459	74	0	533
Bribery	5	0	0	5	5	0	0	5	1	0	0	1
Burglary/Breaking and Entering	27	3	0	30	24	0	0	24	52	7	0	59
Counterfeiting/Forgery	0	0	0	0	57	0	0	57	74	2	0	76
Destruction/Damage/Vandalism Of Property	32	3	0	35	42	1	0	43	83	20	0	103
Drug/Narcotic Offenses	428	4	0	432	363	2	1	366	902	30	0	932
Extortion/Blackmail	0	0	0	0	0	0	0	0	0	0	0	0
Fraud Offenses	18	0	0	18	26	0	0	26	30	7	0	37
Gambling Offenses	2	0	0	2	0	0	0	0	0	0	0	0
Homicide Offenses	0	0	0	0	4	0	0	4	6	0	0	6
Human Trafficking	0	0	0	0	0	0	0	0	0	0	0	0
Kidnapping/Abduction	5	0	0	5	2	0	0	2	13	1	0	14
Larceny/Theft Offenses	119	1	6	126	154	0	2	156	511	26	0	537
Motor Vehicle Theft	6	0	0	6	13	0	0	13	17	2	0	19
Pornography/Obscene Material	26	0	0	26	6	0	0	6	9	71	0	80
Prostitution Offenses	0	0	0	0	1	0	0	1	0	0	0	0
Robbery	4	0	0	4	0	0	0	0	24	3	0	27
Sex Offenses, Forcible	36	0	0	36	17	0	0	17	27	1	0	28
Sex Offenses, Nonforcible	4	2	0	6	0	0	0	0	13	0	0	13
Stolen Property Offenses (Receiving, etc.)	26	0	0	26	26	0	0	26	56	6	0	62
Weapon Law Violations	15	0	0	15	36	0	0	36	56	1	0	57
<b>TOTAL GROUP-A ARRESTS</b>	<b>870</b>	<b>22</b>	<b>6</b>	<b>898</b>	<b>968</b>	<b>5</b>	<b>3</b>	<b>976</b>	<b>2,335</b>	<b>251</b>	<b>0</b>	<b>2,586</b>

GROUP-B	ADULT	JUV	UNK	TOTAL	ADULT	JUV	UNK	TOTAL	ADULT	JUV	UNK	TOTAL
Curfew/Loitering/Vagrancy	0	0	0	0	0	0	0	0	0	0	0	0
Disorderly Conduct	37	4	0	41	29	1	0	30	60	47	0	107
Driving Under the Influence	57	0	0	57	73	0	0	73	273	1	0	274
Drunkenness	81	3	0	84	68	0	0	68	171	5	0	176
Family Offenses (Non-Violent)	22	0	0	22	47	0	0	47	84	0	0	84
Liquor Law Violations	5	0	0	5	2	0	0	2	13	6	0	19
Peeping Tom	0	0	0	0	0	0	0	0	0	0	0	0
Runaway	0	0	0	0	0	0	1	1	0	0	0	0
Trespass of Real Property	18	0	0	18	38	0	0	38	51	6	0	57
All Other Offenses	646	4	1	651	692	5	4	701	4,143	61	0	4,204
<b>TOTAL GROUP-B ARRESTS</b>	<b>866</b>	<b>11</b>	<b>1</b>	<b>878</b>	<b>949</b>	<b>6</b>	<b>5</b>	<b>960</b>	<b>4,795</b>	<b>126</b>	<b>0</b>	<b>4,921</b>

<b>TOTAL ARRESTS</b>	<b>1,736</b>	<b>33</b>	<b>7</b>	<b>1,776</b>	<b>1,917</b>	<b>11</b>	<b>8</b>	<b>1,936</b>	<b>7,130</b>	<b>377</b>	<b>0</b>	<b>7,507</b>
----------------------	--------------	-----------	----------	--------------	--------------	-----------	----------	--------------	--------------	------------	----------	--------------

## TOTAL ARRESTS BY COUNTY - ADULT AND JUVENILE

GROUP-A	HENRY				HICKMAN				HOPKINS			
	ADULT	JUV	UNK	TOTAL	ADULT	JUV	UNK	TOTAL	ADULT	JUV	UNK	TOTAL
Animal Cruelty	1	0	0	1	37	0	0	37	14	0	0	14
Arson	4	0	0	4	0	0	0	0	3	0	0	3
Assault Offenses	171	62	1	234	28	1	0	29	477	101	1	579
Bribery	2	0	0	2	0	0	0	0	1	0	0	1
Burglary/Breaking and Entering	25	1	0	26	5	0	0	5	46	2	0	48
Counterfeiting/Forgery	61	0	0	61	1	0	0	1	62	1	0	63
Destruction/Damage/Vandalism Of Property	30	5	0	35	2	0	0	2	62	14	0	76
Drug/Narcotic Offenses	390	8	0	398	34	4	0	38	1,485	23	2	1,510
Extortion/Blackmail	0	0	0	0	0	0	0	0	0	0	0	0
Fraud Offenses	10	0	0	10	1	0	0	1	43	0	0	43
Gambling Offenses	0	0	0	0	0	0	0	0	0	0	0	0
Homicide Offenses	6	0	0	6	0	0	0	0	7	0	0	7
Human Trafficking	0	0	0	0	1	0	0	1	0	0	0	0
Kidnapping/Abduction	15	0	0	15	2	0	0	2	28	0	0	28
Larceny/Theft Offenses	67	1	4	72	12	0	0	12	379	9	0	388
Motor Vehicle Theft	2	0	0	2	0	0	0	0	27	7	0	34
Pornography/Obscene Material	4	2	0	6	0	0	0	0	12	2	0	14
Prostitution Offenses	0	0	0	0	0	0	0	0	0	0	0	0
Robbery	0	0	0	0	0	0	0	0	29	4	0	33
Sex Offenses, Forcible	23	0	0	23	8	1	0	9	20	4	0	24
Sex Offenses, Nonforcible	0	0	0	0	0	0	0	0	0	0	0	0
Stolen Property Offenses (Receiving, etc.)	18	2	0	20	2	0	0	2	68	5	0	73
Weapon Law Violations	28	5	0	33	0	0	0	0	89	2	0	91
<b>TOTAL GROUP-A ARRESTS</b>	<b>857</b>	<b>86</b>	<b>5</b>	<b>948</b>	<b>133</b>	<b>6</b>	<b>0</b>	<b>139</b>	<b>2,852</b>	<b>174</b>	<b>3</b>	<b>3,029</b>

GROUP-B	ADULT	JUV	UNK	TOTAL	ADULT	JUV	UNK	TOTAL	ADULT	JUV	UNK	TOTAL
Curfew/Loitering/Vagrancy	0	0	0	0	0	0	0	0	0	0	0	0
Disorderly Conduct	19	9	1	29	2	0	0	2	69	17	2	88
Driving Under the Influence	93	1	0	94	13	0	0	13	331	2	0	333
Drunkenness	37	3	1	41	7	2	0	9	299	11	0	310
Family Offenses (Non-Violent)	30	0	0	30	6	0	0	6	66	0	0	66
Liquor Law Violations	1	1	0	2	0	0	0	0	0	0	0	0
Peeping Tom	0	0	0	0	0	0	0	0	0	0	0	0
Runaway	1	0	0	1	0	0	0	0	0	0	0	0
Trespass of Real Property	26	2	0	28	9	0	0	9	97	5	0	102
All Other Offenses	631	24	1	656	96	1	1	98	2,253	42	2	2,297
<b>TOTAL GROUP-B ARRESTS</b>	<b>838</b>	<b>40</b>	<b>3</b>	<b>881</b>	<b>133</b>	<b>3</b>	<b>1</b>	<b>137</b>	<b>3,115</b>	<b>77</b>	<b>4</b>	<b>3,196</b>

<b>TOTAL ARRESTS</b>	<b>1,695</b>	<b>126</b>	<b>8</b>	<b>1,829</b>	<b>266</b>	<b>9</b>	<b>1</b>	<b>276</b>	<b>5,967</b>	<b>251</b>	<b>7</b>	<b>6,225</b>
----------------------	--------------	------------	----------	--------------	------------	----------	----------	------------	--------------	------------	----------	--------------

## TOTAL ARRESTS BY COUNTY - ADULT AND JUVENILE

GROUP-A	JACKSON				JEFFERSON				JESSAMINE			
	ADULT	JUV	UNK	TOTAL	ADULT	JUV	UNK	TOTAL	ADULT	JUV	UNK	TOTAL
Animal Cruelty	0	0	0	0	20	0	0	20	5	0	0	5
Arson	1	0	0	1	31	17	0	48	3	0	0	3
Assault Offenses	109	6	0	115	6,069	468	27	6,564	330	35	1	366
Bribery	0	0	0	0	21	2	0	23	1	0	0	1
Burglary/Breaking and Entering	12	0	0	12	1,008	124	2	1,134	34	3	0	37
Counterfeiting/Forgery	6	0	0	6	955	16	1	972	27	0	0	27
Destruction/Damage/Vandalism Of Property	12	0	0	12	1,046	125	4	1,175	34	2	0	36
Drug/Narcotic Offenses	188	0	0	188	18,098	254	31	18,383	826	6	0	832
Extortion/Blackmail	0	0	0	0	1	0	0	1	0	0	0	0
Fraud Offenses	11	0	0	11	2,123	23	8	2,154	51	0	0	51
Gambling Offenses	0	0	0	0	5	0	0	5	0	0	0	0
Homicide Offenses	9	0	0	9	120	6	1	127	2	0	0	2
Human Trafficking	0	0	0	0	1	0	0	1	0	0	0	0
Kidnapping/Abduction	1	0	0	1	115	4	0	119	8	0	0	8
Larceny/Theft Offenses	30	0	0	30	5,681	383	17	6,081	303	6	1	310
Motor Vehicle Theft	6	0	0	6	392	69	1	462	13	0	0	13
Pornography/Obscene Material	1	0	0	1	297	0	0	297	1	0	0	1
Prostitution Offenses	0	0	0	0	102	0	0	102	0	0	0	0
Robbery	2	0	0	2	590	108	3	701	11	0	0	11
Sex Offenses, Forcible	3	1	0	4	161	14	0	175	21	1	0	22
Sex Offenses, Nonforcible	0	0	0	0	23	0	0	23	8	0	0	8
Stolen Property Offenses (Receiving, etc.)	14	0	0	14	2,100	322	4	2,426	88	1	0	89
Weapon Law Violations	21	0	0	21	2,265	215	7	2,487	43	2	0	45
<b>TOTAL GROUP-A ARRESTS</b>	<b>426</b>	<b>7</b>	<b>0</b>	<b>433</b>	<b>41,224</b>	<b>2,150</b>	<b>106</b>	<b>43,480</b>	<b>1,809</b>	<b>56</b>	<b>2</b>	<b>1,867</b>

GROUP-B	ADULT	JUV	UNK	TOTAL	ADULT	JUV	UNK	TOTAL	ADULT	JUV	UNK	TOTAL
Curfew/Loitering/Vagrancy	0	0	0	0	142	1	0	143	0	0	0	0
Disorderly Conduct	15	2	0	17	1,083	80	10	1,173	36	8	0	44
Driving Under the Influence	67	0	0	67	1,698	5	1	1,704	273	0	0	273
Drunkenness	62	0	0	62	1,286	1	5	1,292	273	0	1	274
Family Offenses (Non-Violent)	10	0	0	10	1,188	1	4	1,193	111	0	0	111
Liquor Law Violations	0	0	0	0	72	4	12	88	3	0	1	4
Peeping Tom	1	0	0	1	5	0	0	5	1	0	0	1
Runaway	0	0	0	0	0	3	0	3	2	2	0	4
Trespass of Real Property	8	0	0	8	2,637	78	11	2,726	40	0	0	40
All Other Offenses	492	4	2	498	32,147	538	144	32,829	1,957	21	1	1,979
<b>TOTAL GROUP-B ARRESTS</b>	<b>655</b>	<b>6</b>	<b>2</b>	<b>663</b>	<b>40,258</b>	<b>711</b>	<b>187</b>	<b>41,156</b>	<b>2,696</b>	<b>31</b>	<b>3</b>	<b>2,730</b>

<b>TOTAL ARRESTS</b>	<b>1,081</b>	<b>13</b>	<b>2</b>	<b>1,096</b>	<b>81,482</b>	<b>2,861</b>	<b>293</b>	<b>84,636</b>	<b>4,505</b>	<b>87</b>	<b>5</b>	<b>4,597</b>
----------------------	--------------	-----------	----------	--------------	---------------	--------------	------------	---------------	--------------	-----------	----------	--------------

## TOTAL ARRESTS BY COUNTY - ADULT AND JUVENILE

GROUP-A	JOHNSON				KENTON				KNOTT			
	ADULT	JUV	UNK	TOTAL	ADULT	JUV	UNK	TOTAL	ADULT	JUV	UNK	TOTAL
Animal Cruelty	16	0	0	16	2	0	0	2	0	0	0	0
Arson	0	0	0	0	4	0	0	4	2	0	0	2
Assault Offenses	275	3	4	282	674	34	2	710	182	3	4	189
Bribery	0	0	0	0	3	0	0	3	4	0	0	4
Burglary/Breaking and Entering	47	0	0	47	74	3	0	77	22	0	0	22
Counterfeiting/Forgery	11	0	4	15	145	0	0	145	2	0	0	2
Destruction/Damage/Vandalism Of Property	38	1	0	39	127	12	1	140	49	0	2	51
Drug/Narcotic Offenses	806	1	3	810	4,039	46	2	4,087	360	0	0	360
Extortion/Blackmail	0	0	0	0	0	0	0	0	0	0	0	0
Fraud Offenses	21	0	0	21	144	0	0	144	10	0	0	10
Gambling Offenses	0	0	0	0	0	0	0	0	0	0	0	0
Homicide Offenses	2	0	0	2	13	1	0	14	0	0	0	0
Human Trafficking	2	0	0	2	10	0	0	10	0	0	0	0
Kidnapping/Abduction	4	0	0	4	17	0	0	17	0	0	0	0
Larceny/Theft Offenses	159	0	4	163	583	13	11	607	64	0	0	64
Motor Vehicle Theft	13	0	0	13	23	0	0	23	7	0	0	7
Pornography/Obscene Material	0	0	0	0	39	1	0	40	0	0	0	0
Prostitution Offenses	0	0	0	0	73	0	0	73	0	0	0	0
Robbery	4	0	0	4	41	11	0	52	0	0	0	0
Sex Offenses, Forcible	10	1	0	11	38	2	0	40	0	0	0	0
Sex Offenses, Nonforcible	0	0	0	0	3	0	0	3	0	0	0	0
Stolen Property Offenses (Receiving, etc.)	11	0	0	11	124	12	0	136	16	0	0	16
Weapon Law Violations	31	0	0	31	168	3	0	171	37	0	0	37
<b>TOTAL GROUP-A ARRESTS</b>	<b>1,450</b>	<b>6</b>	<b>15</b>	<b>1,471</b>	<b>6,344</b>	<b>138</b>	<b>16</b>	<b>6,498</b>	<b>755</b>	<b>3</b>	<b>6</b>	<b>764</b>

GROUP-B	ADULT	JUV	UNK	TOTAL	ADULT	JUV	UNK	TOTAL	ADULT	JUV	UNK	TOTAL
Curfew/Loitering/Vagrancy	2	0	0	2	12	0	0	12	0	0	0	0
Disorderly Conduct	131	4	1	136	389	14	0	403	31	0	1	32
Driving Under the Influence	167	0	0	167	920	1	1	922	138	0	0	138
Drunkenness	254	4	1	259	1,279	10	0	1,289	132	0	1	133
Family Offenses (Non-Violent)	51	0	0	51	182	1	0	183	11	0	0	11
Liquor Law Violations	3	0	0	3	23	1	0	24	0	0	0	0
Peeping Tom	0	0	0	0	0	0	0	0	0	0	0	0
Runaway	0	0	0	0	6	13	0	19	0	0	0	0
Trespass of Real Property	73	0	1	74	198	7	0	205	34	0	1	35
All Other Offenses	1,048	5	3	1,056	6,494	58	15	6,567	886	1	7	894
<b>TOTAL GROUP-B ARRESTS</b>	<b>1,729</b>	<b>13</b>	<b>6</b>	<b>1,748</b>	<b>9,503</b>	<b>105</b>	<b>16</b>	<b>9,624</b>	<b>1,232</b>	<b>1</b>	<b>10</b>	<b>1,243</b>

<b>TOTAL ARRESTS</b>	<b>3,179</b>	<b>19</b>	<b>21</b>	<b>3,219</b>	<b>15,847</b>	<b>243</b>	<b>32</b>	<b>16,122</b>	<b>1,987</b>	<b>4</b>	<b>16</b>	<b>2,007</b>
----------------------	--------------	-----------	-----------	--------------	---------------	------------	-----------	---------------	--------------	----------	-----------	--------------

## TOTAL ARRESTS BY COUNTY - ADULT AND JUVENILE

GROUP-A	KNOX				LARUE				LAUREL			
	ADULT	JUV	UNK	TOTAL	ADULT	JUV	UNK	TOTAL	ADULT	JUV	UNK	TOTAL
Animal Cruelty	1	0	0	1	2	0	0	2	7	0	0	7
Arson	1	0	0	1	0	0	0	0	3	0	0	3
Assault Offenses	415	28	0	443	145	8	0	153	975	51	2	1,028
Bribery	2	0	0	2	0	0	0	0	1	0	0	1
Burglary/Breaking and Entering	41	0	0	41	8	0	0	8	49	0	0	49
Counterfeiting/Forgery	63	1	0	64	9	0	0	9	189	1	0	190
Destruction/Damage/Vandalism Of Property	105	10	0	115	25	1	0	26	94	5	0	99
Drug/Narcotic Offenses	1,290	1	2	1,293	454	6	0	460	1,495	23	0	1,518
Extortion/Blackmail	0	0	0	0	0	0	0	0	0	0	0	0
Fraud Offenses	60	0	0	60	20	1	0	21	68	1	0	69
Gambling Offenses	0	0	0	0	0	0	0	0	0	0	0	0
Homicide Offenses	7	0	0	7	1	0	0	1	13	0	0	13
Human Trafficking	0	0	0	0	0	0	0	0	0	0	0	0
Kidnapping/Abduction	9	0	0	9	1	0	0	1	12	0	0	12
Larceny/Theft Offenses	361	7	0	368	107	2	1	110	455	6	0	461
Motor Vehicle Theft	50	0	0	50	16	0	0	16	58	1	0	59
Pornography/Obscene Material	15	7	0	22	1	3	0	4	0	0	0	0
Prostitution Offenses	0	0	0	0	0	0	0	0	0	0	0	0
Robbery	10	0	0	10	1	0	0	1	19	0	0	19
Sex Offenses, Forcible	9	9	0	18	21	0	0	21	39	3	0	42
Sex Offenses, Nonforcible	1	0	0	1	7	0	0	7	0	1	0	1
Stolen Property Offenses (Receiving, etc.)	48	1	0	49	40	0	0	40	113	0	0	113
Weapon Law Violations	78	0	0	78	27	0	0	27	93	6	0	99
<b>TOTAL GROUP-A ARRESTS</b>	<b>2,566</b>	<b>64</b>	<b>2</b>	<b>2,632</b>	<b>885</b>	<b>21</b>	<b>1</b>	<b>907</b>	<b>3,683</b>	<b>98</b>	<b>2</b>	<b>3,783</b>

GROUP-B	ADULT	JUV	UNK	TOTAL	ADULT	JUV	UNK	TOTAL	ADULT	JUV	UNK	TOTAL
Curfew/Loitering/Vagrancy	0	0	0	0	0	0	0	0	1	0	0	1
Disorderly Conduct	82	2	1	85	30	1	0	31	211	487	1	699
Driving Under the Influence	334	0	0	334	94	0	0	94	583	1	0	584
Drunkenness	389	3	0	392	68	0	0	68	641	6	0	647
Family Offenses (Non-Violent)	20	0	0	20	31	0	0	31	108	0	0	108
Liquor Law Violations	4	0	0	4	0	1	0	1	1	0	0	1
Peeping Tom	1	0	0	1	1	1	0	2	0	0	0	0
Runaway	0	0	0	0	0	0	0	0	0	0	0	0
Trespass of Real Property	75	1	0	76	25	0	0	25	137	2	1	140
All Other Offenses	2,225	9	1	2,235	511	12	3	526	3,512	10	1	3,523
<b>TOTAL GROUP-B ARRESTS</b>	<b>3,130</b>	<b>15</b>	<b>2</b>	<b>3,147</b>	<b>760</b>	<b>15</b>	<b>3</b>	<b>778</b>	<b>5,194</b>	<b>506</b>	<b>3</b>	<b>5,703</b>

<b>TOTAL ARRESTS</b>	<b>5,696</b>	<b>79</b>	<b>4</b>	<b>5,779</b>	<b>1,645</b>	<b>36</b>	<b>4</b>	<b>1,685</b>	<b>8,877</b>	<b>604</b>	<b>5</b>	<b>9,486</b>
----------------------	--------------	-----------	----------	--------------	--------------	-----------	----------	--------------	--------------	------------	----------	--------------

## TOTAL ARRESTS BY COUNTY - ADULT AND JUVENILE

GROUP-A	LAWRENCE				LEE				LESLIE			
	ADULT	JUV	UNK	TOTAL	ADULT	JUV	UNK	TOTAL	ADULT	JUV	UNK	TOTAL
Animal Cruelty	2	0	0	2	0	0	0	0	0	0	0	0
Arson	1	0	0	1	2	0	0	2	0	0	0	0
Assault Offenses	95	9	1	105	115	2	0	117	49	3	0	52
Bribery	0	0	0	0	0	0	0	0	0	0	0	0
Burglary/Breaking and Entering	28	2	0	30	19	0	0	19	14	0	0	14
Counterfeiting/Forgery	10	0	0	10	6	0	0	6	15	0	0	15
Destruction/Damage/Vandalism Of Property	27	0	0	27	16	2	0	18	11	0	0	11
Drug/Narcotic Offenses	412	4	0	416	177	0	0	177	147	2	2	151
Extortion/Blackmail	0	0	0	0	0	0	0	0	0	0	0	0
Fraud Offenses	13	0	0	13	8	0	0	8	8	0	0	8
Gambling Offenses	0	0	0	0	0	0	0	0	0	0	0	0
Homicide Offenses	2	0	0	2	7	0	0	7	11	0	0	11
Human Trafficking	0	0	0	0	0	0	0	0	0	0	0	0
Kidnapping/Abduction	2	0	0	2	3	0	0	3	0	0	0	0
Larceny/Theft Offenses	179	3	2	184	39	0	1	40	44	0	2	46
Motor Vehicle Theft	4	3	0	7	9	0	0	9	6	0	0	6
Pornography/Obscene Material	0	0	0	0	0	0	0	0	0	0	0	0
Prostitution Offenses	0	0	0	0	0	0	0	0	0	0	0	0
Robbery	7	0	0	7	0	0	0	0	2	0	0	2
Sex Offenses, Forcible	3	1	0	4	0	0	0	0	0	0	0	0
Sex Offenses, Nonforcible	0	0	0	0	0	0	0	0	2	0	0	2
Stolen Property Offenses (Receiving, etc.)	25	0	0	25	22	0	0	22	11	1	0	12
Weapon Law Violations	17	0	0	17	16	0	0	16	10	0	0	10
<b>TOTAL GROUP-A ARRESTS</b>	<b>827</b>	<b>22</b>	<b>3</b>	<b>852</b>	<b>439</b>	<b>4</b>	<b>1</b>	<b>444</b>	<b>330</b>	<b>6</b>	<b>4</b>	<b>340</b>

GROUP-B	ADULT	JUV	UNK	TOTAL	ADULT	JUV	UNK	TOTAL	ADULT	JUV	UNK	TOTAL
Curfew/Loitering/Vagrancy	0	0	0	0	0	0	0	0	0	0	0	0
Disorderly Conduct	7	0	0	7	21	1	0	22	3	0	0	3
Driving Under the Influence	84	0	0	84	79	0	0	79	41	0	0	41
Drunkenness	39	0	0	39	53	1	0	54	45	1	0	46
Family Offenses (Non-Violent)	19	0	0	19	17	0	0	17	27	0	0	27
Liquor Law Violations	4	0	0	4	5	0	0	5	0	0	0	0
Peeping Tom	0	0	0	0	0	0	0	0	0	0	0	0
Runaway	0	3	0	3	0	0	0	0	0	0	0	0
Trespass of Real Property	42	0	0	42	39	0	0	39	14	0	0	14
All Other Offenses	449	7	2	458	538	0	1	539	363	0	7	370
<b>TOTAL GROUP-B ARRESTS</b>	<b>644</b>	<b>10</b>	<b>2</b>	<b>656</b>	<b>752</b>	<b>2</b>	<b>1</b>	<b>755</b>	<b>493</b>	<b>1</b>	<b>7</b>	<b>501</b>

<b>TOTAL ARRESTS</b>	<b>1,471</b>	<b>32</b>	<b>5</b>	<b>1,508</b>	<b>1,191</b>	<b>6</b>	<b>2</b>	<b>1,199</b>	<b>823</b>	<b>7</b>	<b>11</b>	<b>841</b>
----------------------	--------------	-----------	----------	--------------	--------------	----------	----------	--------------	------------	----------	-----------	------------

## TOTAL ARRESTS BY COUNTY - ADULT AND JUVENILE

GROUP-A	LETCHER				LEWIS				LINCOLN			
	ADULT	JUV	UNK	TOTAL	ADULT	JUV	UNK	TOTAL	ADULT	JUV	UNK	TOTAL
Animal Cruelty	22	0	0	22	0	0	0	0	0	0	0	0
Arson	2	0	0	2	0	0	0	0	0	0	0	0
Assault Offenses	446	5	2	453	68	7	1	76	224	43	0	267
Bribery	3	0	0	3	0	0	0	0	3	0	0	3
Burglary/Breaking and Entering	40	0	0	40	5	0	0	5	64	0	1	65
Counterfeiting/Forgery	27	0	0	27	2	0	1	3	58	0	0	58
Destruction/Damage/Vandalism Of Property	57	3	1	61	12	0	0	12	55	4	1	60
Drug/Narcotic Offenses	474	0	0	474	139	0	1	140	464	4	0	468
Extortion/Blackmail	0	0	0	0	0	0	0	0	0	0	0	0
Fraud Offenses	18	0	1	19	4	0	0	4	28	0	0	28
Gambling Offenses	0	0	0	0	0	0	0	0	0	0	0	0
Homicide Offenses	13	0	0	13	0	0	0	0	4	0	0	4
Human Trafficking	0	0	0	0	0	0	0	0	0	0	0	0
Kidnapping/Abduction	15	0	0	15	2	0	0	2	3	0	0	3
Larceny/Theft Offenses	121	0	2	123	14	0	0	14	239	2	1	242
Motor Vehicle Theft	15	0	0	15	3	0	0	3	14	1	0	15
Pornography/Obscene Material	9	0	0	9	0	0	0	0	11	1	1	13
Prostitution Offenses	0	0	0	0	0	0	0	0	2	0	0	2
Robbery	2	0	0	2	0	0	0	0	0	0	0	0
Sex Offenses, Forcible	16	0	0	16	1	0	0	1	6	0	0	6
Sex Offenses, Nonforcible	0	0	0	0	0	0	0	0	1	0	0	1
Stolen Property Offenses (Receiving, etc.)	26	0	0	26	8	0	0	8	25	0	0	25
Weapon Law Violations	40	0	0	40	1	0	0	1	21	0	0	21
<b>TOTAL GROUP-A ARRESTS</b>	<b>1,346</b>	<b>8</b>	<b>6</b>	<b>1,360</b>	<b>259</b>	<b>7</b>	<b>3</b>	<b>269</b>	<b>1,222</b>	<b>55</b>	<b>4</b>	<b>1,281</b>

GROUP-B	ADULT	JUV	UNK	TOTAL	ADULT	JUV	UNK	TOTAL	ADULT	JUV	UNK	TOTAL
Curfew/Loitering/Vagrancy	0	0	0	0	0	0	0	0	0	0	0	0
Disorderly Conduct	42	0	1	43	14	2	1	17	56	7	0	63
Driving Under the Influence	148	0	0	148	64	1	0	65	144	0	0	144
Drunkenness	129	0	1	130	95	1	0	96	101	6	1	108
Family Offenses (Non-Violent)	86	0	0	86	20	0	0	20	43	0	0	43
Liquor Law Violations	3	0	0	3	2	0	0	2	5	1	0	6
Peeping Tom	0	0	0	0	0	0	0	0	0	0	0	0
Runaway	0	1	0	1	0	0	0	0	0	0	0	0
Trespass of Real Property	40	0	2	42	9	0	0	9	121	0	0	121
All Other Offenses	834	6	5	845	139	3	5	147	1,057	22	6	1,085
<b>TOTAL GROUP-B ARRESTS</b>	<b>1,282</b>	<b>7</b>	<b>9</b>	<b>1,298</b>	<b>343</b>	<b>7</b>	<b>6</b>	<b>356</b>	<b>1,527</b>	<b>36</b>	<b>7</b>	<b>1,570</b>

<b>TOTAL ARRESTS</b>	<b>2,628</b>	<b>15</b>	<b>15</b>	<b>2,658</b>	<b>602</b>	<b>14</b>	<b>9</b>	<b>625</b>	<b>2,749</b>	<b>91</b>	<b>11</b>	<b>2,851</b>
----------------------	--------------	-----------	-----------	--------------	------------	-----------	----------	------------	--------------	-----------	-----------	--------------



## TOTAL ARRESTS BY COUNTY - ADULT AND JUVENILE

GROUP-A	LIVINGSTON				LOGAN				LYON			
	ADULT	JUV	UNK	TOTAL	ADULT	JUV	UNK	TOTAL	ADULT	JUV	UNK	TOTAL
Animal Cruelty	0	0		0	4	0	0	4	3	0	0	3
Arson	0	0		0	5	1	0	6	1	0	0	1
Assault Offenses	56	7		63	323	2	0	325	71	6	0	77
Bribery	1	0		1	4	0	0	4	0	0	0	0
Burglary/Breaking and Entering	20	0		20	41	1	0	42	7	0	0	7
Counterfeiting/Forgery	2	0		2	18	0	0	18	111	0	0	111
Destruction/Damage/Vandalism Of Property	8	2		10	62	0	0	62	11	5	0	16
Drug/Narcotic Offenses	101	8		109	1,352	25	3	1,380	499	4	0	503
Extortion/Blackmail	0	0		0	0	0	0	0	0	0	0	0
Fraud Offenses	7	0		7	24	0	0	24	10	0	0	10
Gambling Offenses	0	0		0	0	0	0	0	0	0	0	0
Homicide Offenses	3	0		3	6	1	0	7	0	0	0	0
Human Trafficking	0	0		0	3	0	0	3	0	0	0	0
Kidnapping/Abduction	2	0		2	7	0	0	7	1	0	0	1
Larceny/Theft Offenses	28	0		28	196	0	0	196	41	0	0	41
Motor Vehicle Theft	5	0		5	16	1	0	17	3	0	0	3
Pornography/Obscene Material	1	0		1	60	0	0	60	0	0	0	0
Prostitution Offenses	0	0		0	1	0	0	1	0	0	0	0
Robbery	0	0		0	17	0	0	17	0	0	0	0
Sex Offenses, Forcible	2	0		2	545	2	0	547	0	0	0	0
Sex Offenses, Nonforcible	2	0		2	2	2	0	4	1	0	0	1
Stolen Property Offenses (Receiving, etc.)	9	2		11	41	2	0	43	20	1	0	21
Weapon Law Violations	27	0		27	43	1	0	44	49	0	0	49
<b>TOTAL GROUP-A ARRESTS</b>	<b>274</b>	<b>19</b>	<b>0</b>	<b>293</b>	<b>2,770</b>	<b>38</b>	<b>3</b>	<b>2,811</b>	<b>828</b>	<b>16</b>	<b>0</b>	<b>844</b>

GROUP-B	ADULT	JUV	UNK	TOTAL	ADULT	JUV	UNK	TOTAL	ADULT	JUV	UNK	TOTAL
Curfew/Loitering/Vagrancy	0	0		0	0	0	0	0	0	0	0	0
Disorderly Conduct	6	2		8	22	0	0	22	7	0	0	7
Driving Under the Influence	33	1		34	165	3	0	168	91	0	0	91
Drunkenness	16	0		16	112	1	0	113	26	3	0	29
Family Offenses (Non-Violent)	11	0		11	22	0	0	22	8	0	0	8
Liquor Law Violations	0	0		0	2	0	0	2	4	2	0	6
Peeping Tom	0	0		0	0	0	0	0	0	0	0	0
Runaway	0	0		0	0	0	0	0	0	0	0	0
Trespass of Real Property	8	0		8	37	1	0	38	3	0	0	3
All Other Offenses	166	2		168	1,379	7	1	1,387	589	6	3	598
<b>TOTAL GROUP-B ARRESTS</b>	<b>240</b>	<b>5</b>	<b>0</b>	<b>245</b>	<b>1,739</b>	<b>12</b>	<b>1</b>	<b>1,752</b>	<b>728</b>	<b>11</b>	<b>3</b>	<b>742</b>

<b>TOTAL ARRESTS</b>	<b>514</b>	<b>24</b>	<b>0</b>	<b>538</b>	<b>4,509</b>	<b>50</b>	<b>4</b>	<b>4,563</b>	<b>1,556</b>	<b>27</b>	<b>3</b>	<b>1,586</b>
----------------------	------------	-----------	----------	------------	--------------	-----------	----------	--------------	--------------	-----------	----------	--------------

## TOTAL ARRESTS BY COUNTY - ADULT AND JUVENILE

GROUP-A	MADISON				MAGOFFIN				MARION			
	ADULT	JUV	UNK	TOTAL	ADULT	JUV	UNK	TOTAL	ADULT	JUV	UNK	TOTAL
Animal Cruelty	10	0	0	10	2	0	0	2	2	0	0	2
Arson	4	0	0	4	2	0	0	2	0	0	0	0
Assault Offenses	836	46	1	883	148	12	1	161	219	19	3	241
Bribery	0	0	0	0	0	0	0	0	0	0	0	0
Burglary/Breaking and Entering	116	6	0	122	32	0	0	32	21	1	0	22
Counterfeiting/Forgery	66	0	0	66	6	0	0	6	33	0	0	33
Destruction/Damage/Vandalism Of Property	100	9	0	109	65	2	0	67	38	3	0	41
Drug/Narcotic Offenses	2,084	19	3	2,106	582	5	0	587	831	9	3	843
Extortion/Blackmail	1	0	0	1	0	0	0	0	0	0	0	0
Fraud Offenses	132	0	0	132	6	0	0	6	17	0	0	17
Gambling Offenses	0	0	0	0	0	0	0	0	0	0	0	0
Homicide Offenses	14	0	0	14	0	0	0	0	1	0	0	1
Human Trafficking	0	0	0	0	0	0	0	0	0	0	0	0
Kidnapping/Abduction	38	1	0	39	3	0	0	3	2	0	0	2
Larceny/Theft Offenses	820	11	0	831	41	1	0	42	268	1	4	273
Motor Vehicle Theft	26	1	0	27	14	0	0	14	14	7	0	21
Pornography/Obscene Material	49	52	0	101	0	0	0	0	0	0	0	0
Prostitution Offenses	0	0	0	0	0	0	0	0	0	0	0	0
Robbery	25	0	0	25	0	0	0	0	7	1	0	8
Sex Offenses, Forcible	102	3	0	105	2	4	0	6	40	0	0	40
Sex Offenses, Nonforcible	10	0	0	10	0	0	0	0	6	0	0	6
Stolen Property Offenses (Receiving, etc.)	147	4	0	151	22	0	0	22	39	1	0	40
Weapon Law Violations	112	5	0	117	36	0	0	36	38	5	0	43
<b>TOTAL GROUP-A ARRESTS</b>	<b>4,692</b>	<b>157</b>	<b>4</b>	<b>4,853</b>	<b>961</b>	<b>24</b>	<b>1</b>	<b>986</b>	<b>1,576</b>	<b>47</b>	<b>10</b>	<b>1,633</b>

GROUP-B												
Curfew/Loitering/Vagrancy	0	0	0	0	0	0	0	0	0	0	0	0
Disorderly Conduct	109	9	0	118	49	1	1	51	34	8	1	43
Driving Under the Influence	404	0	0	404	127	0	1	128	101	0	0	101
Drunkenness	647	7	1	655	181	5	0	186	146	3	1	150
Family Offenses (Non-Violent)	115	0	0	115	12	0	0	12	16	0	0	16
Liquor Law Violations	16	1	0	17	1	1	0	2	3	1	0	4
Peeping Tom	1	0	0	1	1	0	0	1	0	0	0	0
Runaway	1	1	0	2	0	0	0	0	0	0	0	0
Trespass of Real Property	123	0	0	123	58	1	0	59	40	2	0	42
All Other Offenses	4,523	29	6	4,558	553	8	0	561	1,368	11	9	1,388
<b>TOTAL GROUP-B ARRESTS</b>	<b>5,939</b>	<b>47</b>	<b>7</b>	<b>5,993</b>	<b>982</b>	<b>16</b>	<b>2</b>	<b>1,000</b>	<b>1,708</b>	<b>25</b>	<b>11</b>	<b>1,744</b>

<b>TOTAL ARRESTS</b>	<b>10,631</b>	<b>204</b>	<b>11</b>	<b>10,846</b>	<b>1,943</b>	<b>40</b>	<b>3</b>	<b>1,986</b>	<b>3,284</b>	<b>72</b>	<b>21</b>	<b>3,377</b>
----------------------	---------------	------------	-----------	---------------	--------------	-----------	----------	--------------	--------------	-----------	-----------	--------------

## TOTAL ARRESTS BY COUNTY - ADULT AND JUVENILE

GROUP-A	MARSHALL				MARTIN				MASON			
	ADULT	JUV	UNK	TOTAL	ADULT	JUV	UNK	TOTAL	ADULT	JUV	UNK	TOTAL
Animal Cruelty	2	0		2	1	0	0	1	8	0	0	8
Arson	3	0		3	0	0	0	0	0	0	0	0
Assault Offenses	202	30		232	117	3	1	121	187	6	0	193
Bribery	1	0		1	0	0	0	0	0	0	0	0
Burglary/Breaking and Entering	41	0		41	15	0	0	15	42	0	0	42
Counterfeiting/Forgery	52	0		52	14	0	2	16	20	0	0	20
Destruction/Damage/Vandalism Of Property	45	0		45	7	0	0	7	32	0	0	32
Drug/Narcotic Offenses	1,223	12		1,235	387	2	5	394	460	0	0	460
Extortion/Blackmail	0	0		0	0	0	0	0	0	0	0	0
Fraud Offenses	21	0		21	7	0	0	7	25	0	1	26
Gambling Offenses	0	0		0	0	0	0	0	0	0	0	0
Homicide Offenses	3	4		7	1	0	0	1	2	0	0	2
Human Trafficking	0	0		0	0	0	0	0	0	0	0	0
Kidnapping/Abduction	3	0		3	0	0	0	0	3	0	0	3
Larceny/Theft Offenses	185	2		187	49	0	0	49	147	5	0	152
Motor Vehicle Theft	10	0		10	2	0	0	2	3	0	0	3
Pornography/Obscene Material	2	0		2	1	0	0	1	0	0	0	0
Prostitution Offenses	2	0		2	0	0	0	0	0	0	0	0
Robbery	2	0		2	1	0	0	1	8	0	0	8
Sex Offenses, Forcible	30	12		42	0	0	0	0	11	0	0	11
Sex Offenses, Nonforcible	0	0		0	0	0	0	0	2	0	0	2
Stolen Property Offenses (Receiving, etc.)	36	0		36	10	0	0	10	17	0	0	17
Weapon Law Violations	63	1		64	11	1	0	12	13	0	0	13
<b>TOTAL GROUP-A ARRESTS</b>	<b>1,926</b>	<b>61</b>	<b>0</b>	<b>1,987</b>	<b>623</b>	<b>6</b>	<b>8</b>	<b>637</b>	<b>980</b>	<b>11</b>	<b>1</b>	<b>992</b>

GROUP-B												
Curfew/Loitering/Vagrancy	0	0		0	0	0	0	0	0	0	0	0
Disorderly Conduct	26	0		26	29	0	0	29	55	5	0	60
Driving Under the Influence	230	5		235	107	0	1	108	93	1	0	94
Drunkenness	80	1		81	119	1	1	121	159	0	1	160
Family Offenses (Non-Violent)	75	0		75	14	0	0	14	45	0	0	45
Liquor Law Violations	5	0		5	0	0	0	0	7	0	0	7
Peeping Tom	0	0		0	1	0	0	1	0	0	0	0
Runaway	0	0		0	0	0	0	0	0	0	0	0
Trespass of Real Property	17	0		17	35	0	0	35	36	5	0	41
All Other Offenses	829	2		831	480	0	4	484	938	0	5	943
<b>TOTAL GROUP-B ARRESTS</b>	<b>1,262</b>	<b>8</b>	<b>0</b>	<b>1,270</b>	<b>785</b>	<b>1</b>	<b>6</b>	<b>792</b>	<b>1,333</b>	<b>11</b>	<b>6</b>	<b>1,350</b>

<b>TOTAL ARRESTS</b>	<b>3,188</b>	<b>69</b>	<b>0</b>	<b>3,257</b>	<b>1,408</b>	<b>7</b>	<b>14</b>	<b>1,429</b>	<b>2,313</b>	<b>22</b>	<b>7</b>	<b>2,342</b>
----------------------	--------------	-----------	----------	--------------	--------------	----------	-----------	--------------	--------------	-----------	----------	--------------

## TOTAL ARRESTS BY COUNTY - ADULT AND JUVENILE

GROUP-A	MCCRACKEN				MCCREARY				MCLEAN			
	ADULT	JUV	UNK	TOTAL	ADULT	JUV	UNK	TOTAL	ADULT	JUV	UNK	TOTAL
Animal Cruelty	5	0	0	5	0	0	0	0	7	0	0	7
Arson	11	0	0	11	0	0	0	0	0	0	0	0
Assault Offenses	593	29	1	623	188	11	0	199	48	8	0	56
Bribery	1	0	0	1	0	0	0	0	0	0	0	0
Burglary/Breaking and Entering	89	6	0	95	31	1	0	32	16	3	0	19
Counterfeiting/Forgery	77	0	0	77	27	0	0	27	6	0	0	6
Destruction/Damage/Vandalism Of Property	104	5	0	109	34	3	0	37	8	1	0	9
Drug/Narcotic Offenses	1,934	33	1	1,968	558	2	0	560	268	15	0	283
Extortion/Blackmail	10	0	0	10	0	0	0	0	0	0	0	0
Fraud Offenses	105	0	0	105	11	0	1	12	33	0	0	33
Gambling Offenses	0	0	0	0	0	0	0	0	3	0	0	3
Homicide Offenses	11	0	0	11	2	0	0	2	0	0	0	0
Human Trafficking	2	0	0	2	0	0	0	0	0	0	0	0
Kidnapping/Abduction	12	0	0	12	2	0	0	2	0	0	0	0
Larceny/Theft Offenses	742	31	2	775	240	1	1	242	64	0	3	67
Motor Vehicle Theft	24	1	0	25	11	2	0	13	2	0	0	2
Pornography/Obscene Material	42	0	0	42	0	0	0	0	0	0	0	0
Prostitution Offenses	8	0	0	8	0	0	0	0	0	0	0	0
Robbery	21	1	0	22	1	0	0	1	0	0	0	0
Sex Offenses, Forcible	40	4	0	44	2	0	0	2	7	0	0	7
Sex Offenses, Nonforcible	11	0	0	11	0	0	0	0	4	0	0	4
Stolen Property Offenses (Receiving, etc.)	112	7	0	119	12	0	0	12	0	0	0	0
Weapon Law Violations	153	4	0	157	30	0	0	30	8	0	0	8
<b>TOTAL GROUP-A ARRESTS</b>	<b>4,107</b>	<b>121</b>	<b>4</b>	<b>4,232</b>	<b>1,149</b>	<b>20</b>	<b>2</b>	<b>1,171</b>	<b>474</b>	<b>27</b>	<b>3</b>	<b>504</b>

GROUP-B	ADULT	JUV	UNK	TOTAL	ADULT	JUV	UNK	TOTAL	ADULT	JUV	UNK	TOTAL
Curfew/Loitering/Vagrancy	0	0	0	0	0	0	0	0	0	0	0	0
Disorderly Conduct	106	3	0	109	92	13	0	105	20	11	1	32
Driving Under the Influence	465	2	0	467	175	3	0	178	59	2	0	61
Drunkenness	345	2	0	347	154	1	1	156	7	9	0	16
Family Offenses (Non-Violent)	125	0	0	125	22	0	0	22	24	0	0	24
Liquor Law Violations	8	1	0	9	1	0	0	1	10	3	0	13
Peeping Tom	1	0	0	1	0	0	0	0	0	0	0	0
Runaway	1	6	0	7	0	0	0	0	0	0	0	0
Trespass of Real Property	121	5	0	126	35	0	0	35	7	1	0	8
All Other Offenses	3,326	64	6	3,396	1,129	41	1	1,171	274	15	1	290
<b>TOTAL GROUP-B ARRESTS</b>	<b>4,498</b>	<b>83</b>	<b>6</b>	<b>4,587</b>	<b>1,608</b>	<b>58</b>	<b>2</b>	<b>1,668</b>	<b>401</b>	<b>41</b>	<b>2</b>	<b>444</b>

<b>TOTAL ARRESTS</b>	<b>8,605</b>	<b>204</b>	<b>10</b>	<b>8,819</b>	<b>2,757</b>	<b>78</b>	<b>4</b>	<b>2,839</b>	<b>875</b>	<b>68</b>	<b>5</b>	<b>948</b>
----------------------	--------------	------------	-----------	--------------	--------------	-----------	----------	--------------	------------	-----------	----------	------------

## TOTAL ARRESTS BY COUNTY - ADULT AND JUVENILE

GROUP-A	MEADE				MENIFEE				MERCER			
	ADULT	JUV	UNK	TOTAL	ADULT	JUV	UNK	TOTAL	ADULT	JUV	UNK	TOTAL
Animal Cruelty	0	0	0	0	0	0	0	0	1	0	0	1
Arson	2	0	0	2	0	0	0	0	0	0	0	0
Assault Offenses	183	5	2	190	27	0	0	27	139	2	0	141
Bribery	0	0	0	0	0	0	0	0	0	0	0	0
Burglary/Breaking and Entering	20	0	0	20	3	0	0	3	25	0	0	25
Counterfeiting/Forgery	33	0	0	33	0	0	0	0	14	0	0	14
Destruction/Damage/Vandalism Of Property	28	1	0	29	4	0	0	4	42	3	0	45
Drug/Narcotic Offenses	349	5	0	354	29	1	0	30	351	0	0	351
Extortion/Blackmail	0	0	0	0	0	0	0	0	0	0	0	0
Fraud Offenses	25	0	0	25	0	0	0	0	8	0	0	8
Gambling Offenses	0	0	0	0	0	0	0	0	0	0	0	0
Homicide Offenses	1	0	0	1	0	0	0	0	1	0	0	1
Human Trafficking	0	0	0	0	0	0	0	0	0	0	0	0
Kidnapping/Abduction	14	0	0	14	0	0	0	0	4	0	0	4
Larceny/Theft Offenses	115	0	0	115	11	0	0	11	69	1	0	70
Motor Vehicle Theft	20	1	0	21	0	0	0	0	5	0	0	5
Pornography/Obscene Material	20	0	0	20	0	0	0	0	3	0	0	3
Prostitution Offenses	0	0	0	0	0	0	0	0	0	0	0	0
Robbery	9	0	0	9	0	0	0	0	0	0	0	0
Sex Offenses, Forcible	7	0	0	7	0	0	0	0	4	0	0	4
Sex Offenses, Nonforcible	2	0	0	2	0	0	0	0	1	0	0	1
Stolen Property Offenses (Receiving, etc.)	20	2	0	22	4	1	0	5	21	0	0	21
Weapon Law Violations	27	0	0	27	1	0	0	1	17	0	0	17
<b>TOTAL GROUP-A ARRESTS</b>	<b>875</b>	<b>14</b>	<b>2</b>	<b>891</b>	<b>79</b>	<b>2</b>	<b>0</b>	<b>81</b>	<b>705</b>	<b>6</b>	<b>0</b>	<b>711</b>

GROUP-B	ADULT	JUV	UNK	TOTAL	ADULT	JUV	UNK	TOTAL	ADULT	JUV	UNK	TOTAL
Curfew/Loitering/Vagrancy	0	0	0	0	0	0	0	0	0	0	0	0
Disorderly Conduct	29	0	0	29	3	0	0	3	20	1	0	21
Driving Under the Influence	60	0	0	60	6	0	0	6	98	1	0	99
Drunkenness	71	4	0	75	14	0	0	14	27	1	0	28
Family Offenses (Non-Violent)	71	0	0	71	6	0	0	6	41	0	0	41
Liquor Law Violations	11	2	0	13	2	0	0	2	4	1	0	5
Peeping Tom	0	0	0	0	0	0	0	0	0	0	0	0
Runaway	0	0	0	0	0	0	0	0	0	0	0	0
Trespass of Real Property	25	0	0	25	1	0	0	1	23	3	0	26
All Other Offenses	569	8	3	580	133	0	1	134	534	1	1	536
<b>TOTAL GROUP-B ARRESTS</b>	<b>836</b>	<b>14</b>	<b>3</b>	<b>853</b>	<b>165</b>	<b>0</b>	<b>1</b>	<b>166</b>	<b>747</b>	<b>8</b>	<b>1</b>	<b>756</b>

<b>TOTAL ARRESTS</b>	<b>1,711</b>	<b>28</b>	<b>5</b>	<b>1,744</b>	<b>244</b>	<b>2</b>	<b>1</b>	<b>247</b>	<b>1,452</b>	<b>14</b>	<b>1</b>	<b>1,467</b>
----------------------	--------------	-----------	----------	--------------	------------	----------	----------	------------	--------------	-----------	----------	--------------

## TOTAL ARRESTS BY COUNTY - ADULT AND JUVENILE

GROUP-A	METCALFE				MONROE				MONTGOMERY			
	ADULT	JUV	UNK	TOTAL	ADULT	JUV	UNK	TOTAL	ADULT	JUV	UNK	TOTAL
Animal Cruelty	0	0	0	0	0	0	0	0	1	0	0	1
Arson	0	0	0	0	5	0	0	5	1	0	0	1
Assault Offenses	70	8	0	78	150	26	2	178	113	2	0	115
Bribery	0	0	0	0	0	0	0	0	2	0	0	2
Burglary/Breaking and Entering	6	2	0	8	29	1	1	31	28	5	0	33
Counterfeiting/Forgery	0	0	0	0	8	0	0	8	22	0	0	22
Destruction/Damage/Vandalism Of Property	15	3	0	18	40	1	0	41	22	0	1	23
Drug/Narcotic Offenses	304	8	0	312	833	3	0	836	586	3	1	590
Extortion/Blackmail	0	0	0	0	0	0	0	0	0	0	0	0
Fraud Offenses	4	0	0	4	2	0	0	2	39	0	0	39
Gambling Offenses	0	0	0	0	0	0	0	0	2	0	0	2
Homicide Offenses	0	0	0	0	0	0	0	0	7	0	0	7
Human Trafficking	0	0	0	0	0	0	0	0	0	0	0	0
Kidnapping/Abduction	1	0	0	1	1	0	0	1	5	0	0	5
Larceny/Theft Offenses	23	0	0	23	122	0	0	122	346	6	1	353
Motor Vehicle Theft	5	0	0	5	3	0	0	3	5	0	1	6
Pornography/Obscene Material	0	0	0	0	4	0	0	4	97	0	0	97
Prostitution Offenses	0	0	0	0	2	0	0	2	0	0	0	0
Robbery	0	0	0	0	0	0	0	0	6	0	0	6
Sex Offenses, Forcible	12	0	0	12	3	0	0	3	5	2	0	7
Sex Offenses, Nonforcible	1	0	0	1	1	0	0	1	2	2	0	4
Stolen Property Offenses (Receiving, etc.)	8	0	0	8	19	0	0	19	40	0	0	40
Weapon Law Violations	4	0	0	4	31	0	0	31	11	0	0	11
<b>TOTAL GROUP-A ARRESTS</b>	<b>453</b>	<b>21</b>	<b>0</b>	<b>474</b>	<b>1,253</b>	<b>31</b>	<b>3</b>	<b>1,287</b>	<b>1,340</b>	<b>20</b>	<b>4</b>	<b>1,364</b>

GROUP-B	ADULT	JUV	UNK	TOTAL	ADULT	JUV	UNK	TOTAL	ADULT	JUV	UNK	TOTAL
Curfew/Loitering/Vagrancy	0	0	0	0	0	0	0	0	0	0	0	0
Disorderly Conduct	14	3	0	17	42	2	0	44	36	0	0	36
Driving Under the Influence	56	1	0	57	186	1	1	188	139	3	0	142
Drunkenness	39	3	0	42	131	2	0	133	204	1	2	207
Family Offenses (Non-Violent)	10	0	0	10	14	0	0	14	51	0	0	51
Liquor Law Violations	0	0	0	0	0	0	0	0	1	0	0	1
Peeping Tom	0	0	0	0	0	0	0	0	0	0	0	0
Runaway	0	0	0	0	0	0	0	0	0	1	0	1
Trespass of Real Property	14	2	0	16	31	0	0	31	22	0	0	22
All Other Offenses	299	20	1	320	448	9	3	460	1,378	1	6	1,385
<b>TOTAL GROUP-B ARRESTS</b>	<b>432</b>	<b>29</b>	<b>1</b>	<b>462</b>	<b>852</b>	<b>14</b>	<b>4</b>	<b>870</b>	<b>1,831</b>	<b>6</b>	<b>8</b>	<b>1,845</b>

<b>TOTAL ARRESTS</b>	<b>885</b>	<b>50</b>	<b>1</b>	<b>936</b>	<b>2,105</b>	<b>45</b>	<b>7</b>	<b>2,157</b>	<b>3,171</b>	<b>26</b>	<b>12</b>	<b>3,209</b>
----------------------	------------	-----------	----------	------------	--------------	-----------	----------	--------------	--------------	-----------	-----------	--------------

## TOTAL ARRESTS BY COUNTY - ADULT AND JUVENILE

GROUP-A	MORGAN				MUHLENBERG				NELSON			
	ADULT	JUV	UNK	TOTAL	ADULT	JUV	UNK	TOTAL	ADULT	JUV	UNK	TOTAL
Animal Cruelty	0	0	0	0	4	0	0	4	8	2	0	10
Arson	0	0	0	0	1	0	0	1	1	0	0	1
Assault Offenses	76	4	5	85	243	7	4	254	313	24	0	337
Bribery	0	0	0	0	0	0	0	0	3	0	0	3
Burglary/Breaking and Entering	12	0	0	12	25	2	0	27	67	1	0	68
Counterfeiting/Forgery	4	0	0	4	25	0	0	25	31	0	0	31
Destruction/Damage/Vandalism Of Property	10	0	0	10	37	2	2	41	57	3	0	60
Drug/Narcotic Offenses	216	2	0	218	625	7	0	632	1,490	21	1	1,512
Extortion/Blackmail	0	0	0	0	0	0	0	0	0	0	0	0
Fraud Offenses	8	0	0	8	36	0	1	37	55	0	0	55
Gambling Offenses	0	0	0	0	0	0	0	0	0	0	0	0
Homicide Offenses	0	0	0	0	0	0	0	0	3	0	0	3
Human Trafficking	0	0	0	0	0	0	0	0	0	0	0	0
Kidnapping/Abduction	2	0	0	2	8	0	0	8	5	1	0	6
Larceny/Theft Offenses	40	0	0	40	198	2	13	213	268	8	6	282
Motor Vehicle Theft	6	0	0	6	17	0	0	17	10	3	0	13
Pornography/Obscene Material	0	0	0	0	2	0	0	2	5	0	0	5
Prostitution Offenses	0	0	0	0	0	0	0	0	0	0	0	0
Robbery	0	0	0	0	1	0	0	1	8	0	0	8
Sex Offenses, Forcible	6	0	0	6	13	0	0	13	21	0	0	21
Sex Offenses, Nonforcible	1	0	0	1	3	0	0	3	5	0	0	5
Stolen Property Offenses (Receiving, etc.)	20	0	0	20	58	0	2	60	86	3	0	89
Weapon Law Violations	14	0	0	14	26	0	0	26	56	3	0	59
<b>TOTAL GROUP-A ARRESTS</b>	<b>415</b>	<b>6</b>	<b>5</b>	<b>426</b>	<b>1,322</b>	<b>20</b>	<b>22</b>	<b>1,364</b>	<b>2,492</b>	<b>69</b>	<b>7</b>	<b>2,568</b>

GROUP-B	ADULT	JUV	UNK	TOTAL	ADULT	JUV	UNK	TOTAL	ADULT	JUV	UNK	TOTAL
Curfew/Loitering/Vagrancy	0	0	0	0	0	0	0	0	1	0	0	1
Disorderly Conduct	1	0	0	1	40	1	0	41	80	4	1	85
Driving Under the Influence	43	1	0	44	186	0	2	188	185	0	0	185
Drunkenness	23	0	0	23	130	0	1	131	175	1	1	177
Family Offenses (Non-Violent)	11	0	0	11	43	0	0	43	66	0	0	66
Liquor Law Violations	1	0	0	1	8	0	0	8	7	0	0	7
Peeping Tom	0	0	0	0	0	0	0	0	0	0	0	0
Runaway	0	0	0	0	0	0	0	0	0	0	0	0
Trespass of Real Property	5	0	0	5	47	0	0	47	61	0	0	61
All Other Offenses	442	0	0	442	1,501	3	17	1,521	1,765	10	17	1,792
<b>TOTAL GROUP-B ARRESTS</b>	<b>526</b>	<b>1</b>	<b>0</b>	<b>527</b>	<b>1,955</b>	<b>4</b>	<b>20</b>	<b>1,979</b>	<b>2,340</b>	<b>15</b>	<b>19</b>	<b>2,374</b>

<b>TOTAL ARRESTS</b>	<b>941</b>	<b>7</b>	<b>5</b>	<b>953</b>	<b>3,277</b>	<b>24</b>	<b>42</b>	<b>3,343</b>	<b>4,832</b>	<b>84</b>	<b>26</b>	<b>4,942</b>
----------------------	------------	----------	----------	------------	--------------	-----------	-----------	--------------	--------------	-----------	-----------	--------------

## TOTAL ARRESTS BY COUNTY - ADULT AND JUVENILE

GROUP-A	NICHOLAS				OHIO				OLDHAM			
	ADULT	JUV	UNK	TOTAL	ADULT	JUV	UNK	TOTAL	ADULT	JUV	UNK	TOTAL
Animal Cruelty	1	0	0	1	10	0	0	10	3	0	0	3
Arson	0	0	0	0	1	0	0	1	8	0	0	8
Assault Offenses	48	4	0	52	252	35	0	287	223	42	0	265
Bribery	0	0	0	0	5	0	0	5	1	0	0	1
Burglary/Breaking and Entering	8	1	0	9	37	4	0	41	42	7	0	49
Counterfeiting/Forgery	2	0	0	2	43	1	0	44	82	0	0	82
Destruction/Damage/Vandalism Of Property	9	0	0	9	28	3	0	31	51	7	1	59
Drug/Narcotic Offenses	144	6	0	150	956	14	2	972	671	53	2	726
Extortion/Blackmail	0	0	0	0	0	0	0	0	0	0	0	0
Fraud Offenses	3	0	0	3	16	0	0	16	38	5	0	43
Gambling Offenses	0	0	0	0	0	0	0	0	0	0	0	0
Homicide Offenses	0	0	0	0	3	0	0	3	1	0	0	1
Human Trafficking	0	0	0	0	1	0	0	1	0	0	0	0
Kidnapping/Abduction	1	0	0	1	15	0	0	15	2	0	0	2
Larceny/Theft Offenses	16	1	0	17	122	8	0	130	139	8	3	150
Motor Vehicle Theft	0	2	0	2	18	2	0	20	10	0	0	10
Pornography/Obscene Material	0	0	0	0	173	0	0	173	22	1	0	23
Prostitution Offenses	0	0	0	0	0	0	0	0	0	0	0	0
Robbery	0	0	0	0	6	1	0	7	7	1	0	8
Sex Offenses, Forcible	5	2	0	7	933	4	0	937	24	1	8	33
Sex Offenses, Nonforcible	10	0	0	10	142	0	0	142	12	0	1	13
Stolen Property Offenses (Receiving, etc.)	1	0	0	1	37	2	1	40	35	0	0	35
Weapon Law Violations	1	0	0	1	46	0	0	46	31	2	0	33
<b>TOTAL GROUP-A ARRESTS</b>	<b>249</b>	<b>16</b>	<b>0</b>	<b>265</b>	<b>2,844</b>	<b>74</b>	<b>3</b>	<b>2,921</b>	<b>1,402</b>	<b>127</b>	<b>15</b>	<b>1,544</b>

GROUP-B	ADULT	JUV	UNK	TOTAL	ADULT	JUV	UNK	TOTAL	ADULT	JUV	UNK	TOTAL
Curfew/Loitering/Vagrancy	0	0	0	0	0	0	0	0	6	3	0	9
Disorderly Conduct	10	1	0	11	23	32	0	55	28	16	0	44
Driving Under the Influence	55	0	0	55	152	0	0	152	182	2	0	184
Drunkenness	31	0	0	31	48	6	0	54	87	4	0	91
Family Offenses (Non-Violent)	29	0	1	30	32	0	0	32	34	0	0	34
Liquor Law Violations	2	0	0	2	0	3	0	3	8	12	0	20
Peeping Tom	0	0	0	0	0	0	0	0	1	0	0	1
Runaway	0	0	0	0	0	0	0	0	0	0	0	0
Trespass of Real Property	7	1	0	8	21	1	0	22	29	6	0	35
All Other Offenses	218	2	1	221	967	10	0	977	1,290	30	11	1,331
<b>TOTAL GROUP-B ARRESTS</b>	<b>352</b>	<b>4</b>	<b>2</b>	<b>358</b>	<b>1,243</b>	<b>52</b>	<b>0</b>	<b>1,295</b>	<b>1,665</b>	<b>73</b>	<b>11</b>	<b>1,749</b>

<b>TOTAL ARRESTS</b>	<b>601</b>	<b>20</b>	<b>2</b>	<b>623</b>	<b>4,087</b>	<b>126</b>	<b>3</b>	<b>4,216</b>	<b>3,067</b>	<b>200</b>	<b>26</b>	<b>3,293</b>
----------------------	------------	-----------	----------	------------	--------------	------------	----------	--------------	--------------	------------	-----------	--------------



## TOTAL ARRESTS BY COUNTY - ADULT AND JUVENILE

GROUP-A	OWEN				OWSLEY				PENDLETON			
	ADULT	JUV	UNK	TOTAL	ADULT	JUV	UNK	TOTAL	ADULT	JUV	UNK	TOTAL
Animal Cruelty	1	0	0	1	0	0	0	0	2	0	0	2
Arson	0	0	0	0	0	0	0	0	1	0	0	1
Assault Offenses	48	2	0	50	52	2	0	54	94	22	0	116
Bribery	0	0	0	0	1	0	0	1	0	0	0	0
Burglary/Breaking and Entering	5	0	0	5	20	0	0	20	12	1	0	13
Counterfeiting/Forgery	3	0	0	3	0	0	0	0	5	0	0	5
Destruction/Damage/Vandalism Of Property	4	0	0	4	22	2	0	24	15	2	0	17
Drug/Narcotic Offenses	104	0	0	104	153	0	2	155	177	7	0	184
Extortion/Blackmail	0	0	0	0	0	0	0	0	0	0	0	0
Fraud Offenses	3	0	0	3	10	0	1	11	4	0	0	4
Gambling Offenses	0	0	0	0	0	0	0	0	0	0	0	0
Homicide Offenses	0	0	0	0	2	0	0	2	0	0	0	0
Human Trafficking	0	0	0	0	0	0	0	0	0	0	0	0
Kidnapping/Abduction	0	0	0	0	1	0	0	1	3	0	0	3
Larceny/Theft Offenses	26	0	2	28	41	0	0	41	32	3	0	35
Motor Vehicle Theft	13	0	0	13	2	1	0	3	2	0	0	2
Pornography/Obscene Material	20	0	0	20	0	0	0	0	0	0	0	0
Prostitution Offenses	0	0	0	0	0	0	0	0	0	0	0	0
Robbery	0	0	0	0	0	0	0	0	1	0	0	1
Sex Offenses, Forcible	0	0	0	0	2	0	0	2	7	1	0	8
Sex Offenses, Nonforcible	0	0	0	0	1	0	0	1	10	0	0	10
Stolen Property Offenses (Receiving, etc.)	3	0	0	3	11	0	0	11	9	1	0	10
Weapon Law Violations	4	0	0	4	24	0	0	24	16	0	0	16
<b>TOTAL GROUP-A ARRESTS</b>	<b>234</b>	<b>2</b>	<b>2</b>	<b>238</b>	<b>342</b>	<b>5</b>	<b>3</b>	<b>350</b>	<b>390</b>	<b>37</b>	<b>0</b>	<b>427</b>

GROUP-B	ADULT	JUV	UNK	TOTAL	ADULT	JUV	UNK	TOTAL	ADULT	JUV	UNK	TOTAL
Curfew/Loitering/Vagrancy	0	0	0	0	0	0	0	0	0	0	0	0
Disorderly Conduct	5	0	0	5	14	0	0	14	14	1	0	15
Driving Under the Influence	36	0	0	36	45	1	0	46	33	1	0	34
Drunkenness	18	0	0	18	51	0	0	51	48	4	0	52
Family Offenses (Non-Violent)	16	0	0	16	3	0	0	3	27	0	0	27
Liquor Law Violations	1	0	0	1	0	0	0	0	2	0	0	2
Peeping Tom	0	0	0	0	0	0	0	0	0	0	0	0
Runaway	0	0	0	0	0	0	0	0	0	1	0	1
Trespass of Real Property	9	0	0	9	14	3	0	17	9	0	0	9
All Other Offenses	233	5	0	238	227	0	2	229	635	16	1	652
<b>TOTAL GROUP-B ARRESTS</b>	<b>318</b>	<b>5</b>	<b>0</b>	<b>323</b>	<b>354</b>	<b>4</b>	<b>2</b>	<b>360</b>	<b>768</b>	<b>23</b>	<b>1</b>	<b>792</b>

<b>TOTAL ARRESTS</b>	<b>552</b>	<b>7</b>	<b>2</b>	<b>561</b>	<b>696</b>	<b>9</b>	<b>5</b>	<b>710</b>	<b>1,158</b>	<b>60</b>	<b>1</b>	<b>1,219</b>
----------------------	------------	----------	----------	------------	------------	----------	----------	------------	--------------	-----------	----------	--------------

## TOTAL ARRESTS BY COUNTY - ADULT AND JUVENILE

GROUP-A	PERRY				PIKE				POWELL			
	ADULT	JUV	UNK	TOTAL	ADULT	JUV	UNK	TOTAL	ADULT	JUV	UNK	TOTAL
Animal Cruelty	10	0	0	10	1	0	0	1	5	0	0	5
Arson	1	0	0	1	7	0	0	7	0	0	0	0
Assault Offenses	291	11	0	302	390	11	10	411	120	11	1	132
Bribery	2	0	0	2	0	0	0	0	0	0	0	0
Burglary/Breaking and Entering	42	3	1	46	66	0	0	66	30	0	0	30
Counterfeiting/Forgery	677	0	0	677	17	0	0	17	9	0	0	9
Destruction/Damage/Vandalism Of Property	57	4	0	61	87	1	3	91	14	1	0	15
Drug/Narcotic Offenses	779	2	2	783	2,590	11	0	2,601	294	5	0	299
Extortion/Blackmail	0	0	0	0	0	0	0	0	0	0	0	0
Fraud Offenses	27	0	0	27	61	0	0	61	17	0	0	17
Gambling Offenses	0	0	0	0	1	0	0	1	0	0	0	0
Homicide Offenses	9	0	0	9	3	0	0	3	0	0	0	0
Human Trafficking	0	0	0	0	0	0	0	0	0	0	0	0
Kidnapping/Abduction	14	0	0	14	5	0	0	5	2	0	0	2
Larceny/Theft Offenses	223	3	0	226	447	5	5	457	136	1	2	139
Motor Vehicle Theft	25	0	0	25	15	0	0	15	13	1	0	14
Pornography/Obscene Material	1	0	0	1	3	0	0	3	0	0	0	0
Prostitution Offenses	0	0	0	0	0	0	0	0	0	0	0	0
Robbery	12	0	0	12	3	0	0	3	2	0	0	2
Sex Offenses, Forcible	91	1	0	92	10	0	0	10	0	0	0	0
Sex Offenses, Nonforcible	105	0	0	105	0	0	0	0	0	0	0	0
Stolen Property Offenses (Receiving, etc.)	51	1	0	52	22	0	0	22	18	0	0	18
Weapon Law Violations	84	0	0	84	53	4	0	57	11	0	0	11
<b>TOTAL GROUP-A ARRESTS</b>	<b>2,501</b>	<b>25</b>	<b>3</b>	<b>2,529</b>	<b>3,781</b>	<b>32</b>	<b>18</b>	<b>3,831</b>	<b>671</b>	<b>19</b>	<b>3</b>	<b>693</b>

GROUP-B	ADULT	JUV	UNK	TOTAL	ADULT	JUV	UNK	TOTAL	ADULT	JUV	UNK	TOTAL
Curfew/Loitering/Vagrancy	0	0	0	0	0	0	0	0	0	0	0	0
Disorderly Conduct	41	2	0	43	125	0	0	125	16	5	0	21
Driving Under the Influence	140	0	0	140	434	3	2	439	98	0	0	98
Drunkenness	299	2	3	304	574	5	0	579	129	0	0	129
Family Offenses (Non-Violent)	25	0	0	25	85	0	0	85	84	0	1	85
Liquor Law Violations	13	0	0	13	12	0	0	12	2	0	0	2
Peeping Tom	0	0	0	0	0	0	0	0	0	0	0	0
Runaway	0	0	0	0	0	0	0	0	0	1	0	1
Trespass of Real Property	54	0	0	54	137	1	0	138	31	0	0	31
All Other Offenses	2,222	14	11	2,247	3,449	4	14	3,467	801	11	3	815
<b>TOTAL GROUP-B ARRESTS</b>	<b>2,794</b>	<b>18</b>	<b>14</b>	<b>2,826</b>	<b>4,816</b>	<b>13</b>	<b>16</b>	<b>4,845</b>	<b>1,161</b>	<b>17</b>	<b>4</b>	<b>1,182</b>

<b>TOTAL ARRESTS</b>	<b>5,295</b>	<b>43</b>	<b>17</b>	<b>5,355</b>	<b>8,597</b>	<b>45</b>	<b>34</b>	<b>8,676</b>	<b>1,832</b>	<b>36</b>	<b>7</b>	<b>1,875</b>
----------------------	--------------	-----------	-----------	--------------	--------------	-----------	-----------	--------------	--------------	-----------	----------	--------------

## TOTAL ARRESTS BY COUNTY - ADULT AND JUVENILE

GROUP-A	PULASKI				ROBERTSON				ROCKCASTLE			
	ADULT	JUV	UNK	TOTAL	ADULT	JUV	UNK	TOTAL	ADULT	JUV	UNK	TOTAL
Animal Cruelty	5	0	0	5	0	0		0	0	0	0	0
Arson	6	0	0	6	0	0		0	0	0	0	0
Assault Offenses	501	11	0	512	12	1		13	217	4	0	221
Bribery	0	0	0	0	0	0		0	1	0	0	1
Burglary/Breaking and Entering	120	0	0	120	2	0		2	58	0	0	58
Counterfeiting/Forgery	43	0	0	43	0	0		0	35	0	0	35
Destruction/Damage/Vandalism Of Property	89	2	2	93	3	0		3	46	0	0	46
Drug/Narcotic Offenses	1,503	8	0	1,511	8	0		8	960	1	2	963
Extortion/Blackmail	0	0	0	0	0	0		0	0	0	0	0
Fraud Offenses	110	2	0	112	0	0		0	70	0	0	70
Gambling Offenses	0	0	0	0	0	0		0	0	0	0	0
Homicide Offenses	13	0	0	13	0	0		0	2	0	0	2
Human Trafficking	0	0	0	0	0	0		0	0	0	0	0
Kidnapping/Abduction	16	0	0	16	0	0		0	4	0	0	4
Larceny/Theft Offenses	479	17	0	496	4	0		4	135	0	0	135
Motor Vehicle Theft	44	2	0	46	2	0		2	14	1	0	15
Pornography/Obscene Material	66	0	0	66	0	15		15	10	0	0	10
Prostitution Offenses	0	0	0	0	0	0		0	0	0	0	0
Robbery	15	0	0	15	0	0		0	3	0	0	3
Sex Offenses, Forcible	28	1	0	29	0	0		0	73	2	0	75
Sex Offenses, Nonforcible	21	0	0	21	0	0		0	7	0	0	7
Stolen Property Offenses (Receiving, etc.)	95	0	0	95	0	0		0	40	1	0	41
Weapon Law Violations	100	2	0	102	1	1		2	31	0	0	31
<b>TOTAL GROUP-A ARRESTS</b>	<b>3,254</b>	<b>45</b>	<b>2</b>	<b>3,301</b>	<b>32</b>	<b>17</b>	<b>0</b>	<b>49</b>	<b>1,706</b>	<b>9</b>	<b>2</b>	<b>1,717</b>

GROUP-B	ADULT	JUV	UNK	TOTAL	ADULT	JUV	UNK	TOTAL	ADULT	JUV	UNK	TOTAL
Curfew/Loitering/Vagrancy	0	0	0	0	0	0		0	1	0	0	1
Disorderly Conduct	128	1	0	129	0	0		0	54	1	0	55
Driving Under the Influence	525	4	0	529	4	0		4	162	0	0	162
Drunkenness	463	1	1	465	4	0		4	251	1	1	253
Family Offenses (Non-Violent)	95	0	0	95	4	0		4	92	0	0	92
Liquor Law Violations	0	0	0	0	0	0		0	1	0	0	1
Peeping Tom	0	0	0	0	0	0		0	0	0	0	0
Runaway	0	0	0	0	0	0		0	0	0	0	0
Trespass of Real Property	116	2	0	118	1	0		1	65	0	0	65
All Other Offenses	4,315	24	4	4,343	44	0		44	1,218	3	4	1,225
<b>TOTAL GROUP-B ARRESTS</b>	<b>5,642</b>	<b>32</b>	<b>5</b>	<b>5,679</b>	<b>57</b>	<b>0</b>	<b>0</b>	<b>57</b>	<b>1,844</b>	<b>5</b>	<b>5</b>	<b>1,854</b>

<b>TOTAL ARRESTS</b>	<b>8,896</b>	<b>77</b>	<b>7</b>	<b>8,980</b>	<b>89</b>	<b>17</b>	<b>0</b>	<b>106</b>	<b>3,550</b>	<b>14</b>	<b>7</b>	<b>3,571</b>
----------------------	--------------	-----------	----------	--------------	-----------	-----------	----------	------------	--------------	-----------	----------	--------------

## TOTAL ARRESTS BY COUNTY - ADULT AND JUVENILE

GROUP-A	ROWAN				RUSSELL				SCOTT			
	ADULT	JUV	UNK	TOTAL	ADULT	JUV	UNK	TOTAL	ADULT	JUV	UNK	TOTAL
Animal Cruelty	0	0	0	0	1	0	0	1	45	0	0	45
Arson	0	0	0	0	0	0	0	0	0	0	0	0
Assault Offenses	157	10	0	167	189	48	0	237	419	26	7	452
Bribery	1	0	0	1	1	0	0	1	3	0	0	3
Burglary/Breaking and Entering	19	0	0	19	32	1	0	33	42	2	0	44
Counterfeiting/Forgery	30	0	0	30	11	0	0	11	62	0	1	63
Destruction/Damage/Vandalism Of Property	15	0	0	15	37	1	0	38	55	7	0	62
Drug/Narcotic Offenses	521	2	0	523	655	11	0	666	843	26	2	871
Extortion/Blackmail	0	0	0	0	0	0	0	0	0	0	0	0
Fraud Offenses	25	0	0	25	10	0	0	10	53	0	0	53
Gambling Offenses	0	0	0	0	3	0	0	3	0	0	0	0
Homicide Offenses	3	0	0	3	6	0	0	6	4	0	0	4
Human Trafficking	0	0	0	0	0	0	0	0	0	0	0	0
Kidnapping/Abduction	3	0	0	3	11	0	0	11	12	0	0	12
Larceny/Theft Offenses	214	4	2	220	289	0	2	291	369	6	0	375
Motor Vehicle Theft	7	0	0	7	14	1	0	15	10	8	0	18
Pornography/Obscene Material	0	0	0	0	2	0	0	2	6	0	0	6
Prostitution Offenses	0	0	0	0	0	0	0	0	1	0	0	1
Robbery	0	0	0	0	5	0	0	5	21	3	0	24
Sex Offenses, Forcible	12	0	0	12	24	3	0	27	14	5	1	20
Sex Offenses, Nonforcible	3	0	0	3	15	0	0	15	2	0	0	2
Stolen Property Offenses (Receiving, etc.)	30	0	0	30	21	0	0	21	57	9	0	66
Weapon Law Violations	22	1	0	23	30	1	0	31	58	8	0	66
<b>TOTAL GROUP-A ARRESTS</b>	<b>1,062</b>	<b>17</b>	<b>2</b>	<b>1,081</b>	<b>1,356</b>	<b>66</b>	<b>2</b>	<b>1,424</b>	<b>2,076</b>	<b>100</b>	<b>11</b>	<b>2,187</b>

GROUP-B	ADULT	JUV	UNK	TOTAL	ADULT	JUV	UNK	TOTAL	ADULT	JUV	UNK	TOTAL
Curfew/Loitering/Vagrancy	0	0	0	0	0	0	0	0	0	0	0	0
Disorderly Conduct	30	0	0	30	26	3	0	29	67	2	1	70
Driving Under the Influence	148	0	1	149	119	1	0	120	303	4	0	307
Drunkenness	224	0	2	226	140	1	2	143	263	1	1	265
Family Offenses (Non-Violent)	24	0	0	24	24	0	0	24	89	0	0	89
Liquor Law Violations	24	0	0	24	3	1	0	4	11	0	0	11
Peeping Tom	1	0	0	1	0	0	0	0	0	0	0	0
Runaway	0	0	0	0	0	0	0	0	0	1	0	1
Trespass of Real Property	21	0	0	21	20	0	0	20	78	1	2	81
All Other Offenses	1,063	5	0	1,068	1,414	19	8	1,441	1,810	14	1	1,825
<b>TOTAL GROUP-B ARRESTS</b>	<b>1,535</b>	<b>5</b>	<b>3</b>	<b>1,543</b>	<b>1,746</b>	<b>25</b>	<b>10</b>	<b>1,781</b>	<b>2,621</b>	<b>23</b>	<b>5</b>	<b>2,649</b>

<b>TOTAL ARRESTS</b>	<b>2,597</b>	<b>22</b>	<b>5</b>	<b>2,624</b>	<b>3,102</b>	<b>91</b>	<b>12</b>	<b>3,205</b>	<b>4,697</b>	<b>123</b>	<b>16</b>	<b>4,836</b>
----------------------	--------------	-----------	----------	--------------	--------------	-----------	-----------	--------------	--------------	------------	-----------	--------------

## TOTAL ARRESTS BY COUNTY - ADULT AND JUVENILE

GROUP-A	SHELBY				SIMPSON				SPENCER			
	ADULT	JUV	UNK	TOTAL	ADULT	JUV	UNK	TOTAL	ADULT	JUV	UNK	TOTAL
Animal Cruelty	4	0	0	4	3	0	0	3	1	0	0	1
Arson	0	0	0	0	2	0	0	2	0	0	0	0
Assault Offenses	295	42	1	338	174	6	0	180	69	3	0	72
Bribery	2	0	0	2	0	0	0	0	0	0	0	0
Burglary/Breaking and Entering	72	0	0	72	30	0	0	30	7	0	0	7
Counterfeiting/Forgery	73	0	0	73	34	0	0	34	9	0	0	9
Destruction/Damage/Vandalism Of Property	57	1	1	59	36	2	0	38	6	1	0	7
Drug/Narcotic Offenses	889	22	0	911	718	13	3	734	413	8	0	421
Extortion/Blackmail	0	0	0	0	0	0	0	0	0	0	0	0
Fraud Offenses	85	0	0	85	19	0	0	19	15	0	0	15
Gambling Offenses	0	0	0	0	0	0	0	0	0	0	0	0
Homicide Offenses	1	0	0	1	9	0	0	9	1	1	0	2
Human Trafficking	0	0	0	0	0	0	0	0	0	0	0	0
Kidnapping/Abduction	14	0	0	14	3	0	0	3	3	0	0	3
Larceny/Theft Offenses	304	17	1	322	265	3	0	268	28	2	0	30
Motor Vehicle Theft	10	2	0	12	10	0	0	10	2	0	0	2
Pornography/Obscene Material	8	0	0	8	1	0	0	1	0	0	0	0
Prostitution Offenses	0	0	0	0	0	0	0	0	0	0	0	0
Robbery	12	1	0	13	7	0	0	7	0	0	0	0
Sex Offenses, Forcible	2	0	0	2	19	0	0	19	0	0	0	0
Sex Offenses, Nonforcible	0	0	0	0	0	0	0	0	0	0	0	0
Stolen Property Offenses (Receiving, etc.)	73	0	0	73	37	2	0	39	8	0	0	8
Weapon Law Violations	69	1	0	70	51	0	0	51	22	0	0	22
<b>TOTAL GROUP-A ARRESTS</b>	<b>1,970</b>	<b>86</b>	<b>3</b>	<b>2,059</b>	<b>1,418</b>	<b>26</b>	<b>3</b>	<b>1,447</b>	<b>584</b>	<b>15</b>	<b>0</b>	<b>599</b>

GROUP-B	ADULT	JUV	UNK	TOTAL	ADULT	JUV	UNK	TOTAL	ADULT	JUV	UNK	TOTAL
Curfew/Loitering/Vagrancy	0	0	0	0	0	0	0	0	0	0	0	0
Disorderly Conduct	74	25	0	99	30	1	0	31	13	2	0	15
Driving Under the Influence	369	1	0	370	118	0	0	118	165	1	0	166
Drunkenness	110	5	0	115	92	0	0	92	28	0	0	28
Family Offenses (Non-Violent)	23	0	0	23	62	0	0	62	19	0	0	19
Liquor Law Violations	3	6	0	9	1	0	0	1	1	1	0	2
Peeping Tom	1	0	0	1	0	0	0	0	0	0	0	0
Runaway	0	0	0	0	0	0	0	0	0	0	0	0
Trespass of Real Property	54	6	0	60	35	0	1	36	5	0	0	5
All Other Offenses	1,517	51	8	1,576	1,301	10	4	1,315	475	6	3	484
<b>TOTAL GROUP-B ARRESTS</b>	<b>2,151</b>	<b>94</b>	<b>8</b>	<b>2,253</b>	<b>1,639</b>	<b>11</b>	<b>5</b>	<b>1,655</b>	<b>706</b>	<b>10</b>	<b>3</b>	<b>719</b>

<b>TOTAL ARRESTS</b>	<b>4,121</b>	<b>180</b>	<b>11</b>	<b>4,312</b>	<b>3,057</b>	<b>37</b>	<b>8</b>	<b>3,102</b>	<b>1,290</b>	<b>25</b>	<b>3</b>	<b>1,318</b>
----------------------	--------------	------------	-----------	--------------	--------------	-----------	----------	--------------	--------------	-----------	----------	--------------

## TOTAL ARRESTS BY COUNTY - ADULT AND JUVENILE

GROUP-A	TAYLOR				TODD				TRIGG			
	ADULT	JUV	UNK	TOTAL	ADULT	JUV	UNK	TOTAL	ADULT	JUV	UNK	TOTAL
Animal Cruelty	3	0	0	3	0	0	0	0	2	0	0	2
Arson	1	0	0	1	1	0	0	1	0	0	0	0
Assault Offenses	283	11	0	294	113	5	2	120	94	7	2	103
Bribery	0	0	0	0	1	0	0	1	1	0	0	1
Burglary/Breaking and Entering	103	3	0	106	18	6	0	24	25	0	0	25
Counterfeiting/Forgery	103	0	0	103	5	0	0	5	14	0	0	14
Destruction/Damage/Vandalism Of Property	90	4	0	94	22	6	2	30	12	3	0	15
Drug/Narcotic Offenses	886	23	1	910	306	7	0	313	258	7	0	265
Extortion/Blackmail	0	0	0	0	0	0	0	0	0	0	0	0
Fraud Offenses	44	1	0	45	7	0	0	7	9	1	0	10
Gambling Offenses	0	0	0	0	0	0	0	0	0	0	0	0
Homicide Offenses	1	0	0	1	7	0	0	7	0	0	0	0
Human Trafficking	0	0	0	0	0	0	0	0	0	0	0	0
Kidnapping/Abduction	9	0	0	9	0	0	0	0	3	0	0	3
Larceny/Theft Offenses	422	8	5	435	53	3	0	56	65	0	0	65
Motor Vehicle Theft	31	0	0	31	4	0	0	4	7	0	0	7
Pornography/Obscene Material	85	0	0	85	0	0	0	0	0	2	0	2
Prostitution Offenses	0	0	0	0	0	0	0	0	1	0	0	1
Robbery	27	3	0	30	4	0	0	4	3	0	0	3
Sex Offenses, Forcible	16	1	0	17	13	0	0	13	3	0	0	3
Sex Offenses, Nonforcible	3	0	0	3	5	0	0	5	0	0	0	0
Stolen Property Offenses (Receiving, etc.)	58	1	0	59	15	0	0	15	13	10	0	23
Weapon Law Violations	50	0	0	50	33	0	0	33	8	2	0	10
<b>TOTAL GROUP-A ARRESTS</b>	<b>2,215</b>	<b>55</b>	<b>6</b>	<b>2,276</b>	<b>607</b>	<b>27</b>	<b>4</b>	<b>638</b>	<b>518</b>	<b>32</b>	<b>2</b>	<b>552</b>

GROUP-B	ADULT	JUV	UNK	TOTAL	ADULT	JUV	UNK	TOTAL	ADULT	JUV	UNK	TOTAL
Curfew/Loitering/Vagrancy	0	0	0	0	0	0	0	0	0	0	0	0
Disorderly Conduct	60	0	1	61	14	0	0	14	20	1	0	21
Driving Under the Influence	143	3	1	147	92	0	0	92	88	0	0	88
Drunkenness	202	6	1	209	51	1	0	52	84	2	0	86
Family Offenses (Non-Violent)	41	0	0	41	28	0	0	28	30	0	0	30
Liquor Law Violations	15	4	0	19	3	0	0	3	0	0	0	0
Peeping Tom	1	1	0	2	0	0	0	0	0	0	0	0
Runaway	0	0	0	0	0	0	0	0	0	0	0	0
Trespass of Real Property	64	0	1	65	15	3	2	20	14	1	0	15
All Other Offenses	2,386	18	10	2,414	458	5	2	465	331	12	0	343
<b>TOTAL GROUP-B ARRESTS</b>	<b>2,912</b>	<b>32</b>	<b>14</b>	<b>2,958</b>	<b>661</b>	<b>9</b>	<b>4</b>	<b>674</b>	<b>567</b>	<b>16</b>	<b>0</b>	<b>583</b>

<b>TOTAL ARRESTS</b>	<b>5,127</b>	<b>87</b>	<b>20</b>	<b>5,234</b>	<b>1,268</b>	<b>36</b>	<b>8</b>	<b>1,312</b>	<b>1,085</b>	<b>48</b>	<b>2</b>	<b>1,135</b>
----------------------	--------------	-----------	-----------	--------------	--------------	-----------	----------	--------------	--------------	-----------	----------	--------------

## TOTAL ARRESTS BY COUNTY - ADULT AND JUVENILE

GROUP-A	TRIMBLE				UNION				WARREN			
	ADULT	JUV	UNK	TOTAL	ADULT	JUV	UNK	TOTAL	ADULT	JUV	UNK	TOTAL
Animal Cruelty	0	0	0	0	0	0	0	0	5	0	0	5
Arson	0	0	0	0	2	0	0	2	7	0	0	7
Assault Offenses	61	10	1	72	103	10	0	113	1,162	28	0	1,190
Bribery	0	0	0	0	0	0	0	0	8	0	0	8
Burglary/Breaking and Entering	6	0	0	6	43	0	0	43	188	0	0	188
Counterfeiting/Forgery	1	0	0	1	29	0	0	29	265	0	0	265
Destruction/Damage/Vandalism Of Property	6	0	0	6	13	1	0	14	246	4	0	250
Drug/Narcotic Offenses	138	7	3	148	198	7	0	205	3,608	40	2	3,650
Extortion/Blackmail	0	0	0	0	0	0	0	0	0	0	0	0
Fraud Offenses	3	0	0	3	9	0	0	9	117	1	0	118
Gambling Offenses	0	0	0	0	0	0	0	0	1	0	0	1
Homicide Offenses	0	0	0	0	0	0	0	0	11	5	0	16
Human Trafficking	0	0	0	0	0	0	0	0	2	0	0	2
Kidnapping/Abduction	5	0	0	5	2	0	0	2	34	0	0	34
Larceny/Theft Offenses	16	5	0	21	244	0	0	244	1,412	79	3	1,494
Motor Vehicle Theft	0	0	0	0	2	1	0	3	29	1	0	30
Pornography/Obscene Material	802	1	0	803	1	0	0	1	35	0	0	35
Prostitution Offenses	0	0	0	0	0	0	0	0	11	0	0	11
Robbery	0	0	0	0	0	0	0	0	55	1	0	56
Sex Offenses, Forcible	3	0	0	3	5	0	0	5	90	2	1	93
Sex Offenses, Nonforcible	0	0	0	0	0	0	0	0	8	0	0	8
Stolen Property Offenses (Receiving, etc.)	2	0	0	2	15	2	0	17	272	4	0	276
Weapon Law Violations	7	0	0	7	17	0	0	17	231	2	0	233
<b>TOTAL GROUP-A ARRESTS</b>	<b>1,050</b>	<b>23</b>	<b>4</b>	<b>1,077</b>	<b>683</b>	<b>21</b>	<b>0</b>	<b>704</b>	<b>7,797</b>	<b>167</b>	<b>6</b>	<b>7,970</b>

GROUP-B	ADULT	JUV	UNK	TOTAL	ADULT	JUV	UNK	TOTAL	ADULT	JUV	UNK	TOTAL
Curfew/Loitering/Vagrancy	0	0	0	0	0	0	0	0	0	0	0	0
Disorderly Conduct	4	0	0	4	12	0	0	12	209	8	0	217
Driving Under the Influence	30	2	0	32	61	1	0	62	846	4	0	850
Drunkenness	12	0	0	12	27	0	0	27	897	7	0	904
Family Offenses (Non-Violent)	17	0	0	17	14	0	0	14	200	0	0	200
Liquor Law Violations	0	0	0	0	5	0	0	5	36	1	0	37
Peeping Tom	0	0	0	0	0	0	0	0	1	0	0	1
Runaway	0	0	0	0	0	0	0	0	2	3	0	5
Trespass of Real Property	8	0	0	8	13	0	0	13	159	8	0	167
All Other Offenses	258	3	1	262	443	8	1	452	6,375	27	9	6,411
<b>TOTAL GROUP-B ARRESTS</b>	<b>329</b>	<b>5</b>	<b>1</b>	<b>335</b>	<b>575</b>	<b>9</b>	<b>1</b>	<b>585</b>	<b>8,725</b>	<b>58</b>	<b>9</b>	<b>8,792</b>

<b>TOTAL ARRESTS</b>	<b>1,379</b>	<b>28</b>	<b>5</b>	<b>1,412</b>	<b>1,258</b>	<b>30</b>	<b>1</b>	<b>1,289</b>	<b>16,522</b>	<b>225</b>	<b>15</b>	<b>16,762</b>
----------------------	--------------	-----------	----------	--------------	--------------	-----------	----------	--------------	---------------	------------	-----------	---------------

## TOTAL ARRESTS BY COUNTY - ADULT AND JUVENILE

GROUP-A	WASHINGTON				WAYNE				WEBSTER			
	ADULT	JUV	UNK	TOTAL	ADULT	JUV	UNK	TOTAL	ADULT	JUV	UNK	TOTAL
Animal Cruelty	0	0	0	0	0	0	0	0	0	0	0	0
Arson	0	0	0	0	3	0	0	3	0	0	0	0
Assault Offenses	85	4	0	89	208	16	0	224	105	10	0	115
Bribery	0	0	0	0	5	0	0	5	0	0	0	0
Burglary/Breaking and Entering	28	0	0	28	46	1	0	47	15	0	0	15
Counterfeiting/Forgery	10	0	0	10	26	0	0	26	11	0	0	11
Destruction/Damage/Vandalism Of Property	29	2	0	31	33	1	1	35	14	1	0	15
Drug/Narcotic Offenses	171	3	0	174	599	1	0	600	147	0	0	147
Extortion/Blackmail	0	0	0	0	0	0	0	0	0	0	0	0
Fraud Offenses	7	0	0	7	15	0	0	15	8	1	0	9
Gambling Offenses	0	0	0	0	0	0	0	0	1	0	0	1
Homicide Offenses	1	0	0	1	1	0	0	1	2	0	0	2
Human Trafficking	0	0	0	0	0	0	0	0	0	0	0	0
Kidnapping/Abduction	4	0	0	4	9	0	0	9	4	0	0	4
Larceny/Theft Offenses	50	0	0	50	207	2	0	209	95	0	2	97
Motor Vehicle Theft	1	1	0	2	12	2	0	14	6	0	0	6
Pornography/Obscene Material	0	0	0	0	0	0	0	0	1	0	1	2
Prostitution Offenses	0	0	0	0	0	0	0	0	0	0	0	0
Robbery	1	0	0	1	1	0	0	1	1	0	0	1
Sex Offenses, Forcible	1	0	0	1	5	0	0	5	1	0	0	1
Sex Offenses, Nonforcible	0	0	0	0	1	0	0	1	0	0	0	0
Stolen Property Offenses (Receiving, etc.)	486	0	0	486	30	0	0	30	9	0	0	9
Weapon Law Violations	27	1	0	28	43	0	0	43	14	0	0	14
<b>TOTAL GROUP-A ARRESTS</b>	<b>901</b>	<b>11</b>	<b>0</b>	<b>912</b>	<b>1,244</b>	<b>23</b>	<b>1</b>	<b>1,268</b>	<b>434</b>	<b>12</b>	<b>3</b>	<b>449</b>

GROUP-B	ADULT	JUV	UNK	TOTAL	ADULT	JUV	UNK	TOTAL	ADULT	JUV	UNK	TOTAL
Curfew/Loitering/Vagrancy	0	0	0	0	0	0	0	0	0	0	0	0
Disorderly Conduct	7	0	0	7	73	13	0	86	12	0	0	12
Driving Under the Influence	40	0	0	40	159	0	0	159	18	0	0	18
Drunkenness	61	2	0	63	129	1	0	130	23	0	0	23
Family Offenses (Non-Violent)	21	0	0	21	28	0	0	28	29	0	0	29
Liquor Law Violations	1	0	0	1	2	0	0	2	2	2	0	4
Peeping Tom	0	0	0	0	0	0	0	0	1	0	0	1
Runaway	0	0	0	0	0	0	0	0	0	0	0	0
Trespass of Real Property	16	1	0	17	30	0	0	30	21	3	0	24
All Other Offenses	411	4	1	416	1,626	6	5	1,637	407	0	1	408
<b>TOTAL GROUP-B ARRESTS</b>	<b>557</b>	<b>7</b>	<b>1</b>	<b>565</b>	<b>2,047</b>	<b>20</b>	<b>5</b>	<b>2,072</b>	<b>513</b>	<b>5</b>	<b>1</b>	<b>519</b>

<b>TOTAL ARRESTS</b>	<b>1,458</b>	<b>18</b>	<b>1</b>	<b>1,477</b>	<b>3,291</b>	<b>43</b>	<b>6</b>	<b>3,340</b>	<b>947</b>	<b>17</b>	<b>4</b>	<b>968</b>
----------------------	--------------	-----------	----------	--------------	--------------	-----------	----------	--------------	------------	-----------	----------	------------



## TOTAL ARRESTS BY COUNTY - ADULT AND JUVENILE

GROUP-A	WHITLEY				WOLFE				WOODFORD			
	ADULT	JUV	UNK	TOTAL	ADULT	JUV	UNK	TOTAL	ADULT	JUV	UNK	TOTAL
Animal Cruelty	4	0	0	4	1	0	0	1	11	0	0	11
Arson	1	0	0	1	4	0	0	4	0	0	0	0
Assault Offenses	370	27	1	398	63	23	0	86	91	2	0	93
Bribery	1	0	0	1	0	0	0	0	5	0	0	5
Burglary/Breaking and Entering	39	2	0	41	5	0	0	5	21	0	0	21
Counterfeiting/Forgery	24	1	0	25	3	0	0	3	7	0	0	7
Destruction/Damage/Vandalism Of Property	78	4	1	83	16	5	1	22	15	0	0	15
Drug/Narcotic Offenses	996	8	10	1,014	306	1	0	307	474	1	0	475
Extortion/Blackmail	1	0	0	1	0	0	0	0	0	0	0	0
Fraud Offenses	20	0	0	20	8	0	0	8	8	0	0	8
Gambling Offenses	3	0	0	3	0	0	0	0	0	0	0	0
Homicide Offenses	6	0	0	6	0	0	0	0	1	0	0	1
Human Trafficking	0	0	0	0	0	0	0	0	0	0	0	0
Kidnapping/Abduction	5	0	0	5	1	0	0	1	0	0	0	0
Larceny/Theft Offenses	286	13	0	299	44	0	0	44	63	0	0	63
Motor Vehicle Theft	13	1	0	14	2	0	0	2	9	0	0	9
Pornography/Obscene Material	1	0	0	1	0	0	0	0	1	0	0	1
Prostitution Offenses	0	0	0	0	0	0	0	0	0	0	0	0
Robbery	1	0	0	1	0	0	0	0	4	0	0	4
Sex Offenses, Forcible	6	8	0	14	1	0	0	1	2	0	0	2
Sex Offenses, Nonforcible	1	0	0	1	1	0	0	1	1	0	0	1
Stolen Property Offenses (Receiving, etc.)	68	3	0	71	11	0	0	11	17	0	0	17
Weapon Law Violations	49	0	0	49	22	0	0	22	12	0	0	12
<b>TOTAL GROUP-A ARRESTS</b>	<b>1,973</b>	<b>67</b>	<b>12</b>	<b>2,052</b>	<b>488</b>	<b>29</b>	<b>1</b>	<b>518</b>	<b>742</b>	<b>3</b>	<b>0</b>	<b>745</b>

GROUP-B	ADULT	JUV	UNK	TOTAL	ADULT	JUV	UNK	TOTAL	ADULT	JUV	UNK	TOTAL
Curfew/Loitering/Vagrancy	0	0	0	0	0	0	0	0	0	0	0	0
Disorderly Conduct	94	3	1	98	13	6	0	19	5	0	0	5
Driving Under the Influence	269	2	0	271	65	0	0	65	179	3	0	182
Drunkenness	414	14	2	430	112	0	0	112	88	0	1	89
Family Offenses (Non-Violent)	48	0	0	48	29	0	0	29	29	0	0	29
Liquor Law Violations	8	0	1	9	5	0	0	5	2	0	0	2
Peeping Tom	0	0	0	0	0	0	0	0	0	0	0	0
Runaway	0	0	0	0	0	0	0	0	0	0	0	0
Trespass of Real Property	92	3	0	95	14	0	0	14	17	0	0	17
All Other Offenses	2,503	11	14	2,528	494	3	3	500	479	3	0	482
<b>TOTAL GROUP-B ARRESTS</b>	<b>3,428</b>	<b>33</b>	<b>18</b>	<b>3,479</b>	<b>732</b>	<b>9</b>	<b>3</b>	<b>744</b>	<b>799</b>	<b>6</b>	<b>1</b>	<b>806</b>

<b>TOTAL ARRESTS</b>	<b>5,401</b>	<b>100</b>	<b>30</b>	<b>5,531</b>	<b>1,220</b>	<b>38</b>	<b>4</b>	<b>1,262</b>	<b>1,541</b>	<b>9</b>	<b>1</b>	<b>1,551</b>
----------------------	--------------	------------	-----------	--------------	--------------	-----------	----------	--------------	--------------	----------	----------	--------------

## TOTAL ARRESTS BY COUNTY - ADULT AND JUVENILE

GROUP-A	County Not Indicated On Arresting Document			
	Adult	Juvenile	Unknown	Total
Animal Cruelty	0	0	1	1
Arson	0	0	1	1
Assault Offenses	0	0	90	90
Bribery	0	0	1	1
Burglary/Breaking and Entering	0	0	18	18
Counterfeiting/Forgery	0	0	11	11
Destruction/Damage/Vandalism Of Property	0	0	16	16
Drug/Narcotic Offenses	0	0	126	126
Extortion/Blackmail	0	0	0	0
Fraud Offenses	0	0	17	17
Gambling Offenses	0	0	0	0
Homicide Offenses	0	0	0	0
Human Trafficking	0	0	0	0
Kidnapping/Abduction	0	0	0	0
Larceny/Theft Offenses	0	0	105	105
Motor Vehicle Theft	0	0	5	5
Pornography/Obscene Material	0	0	0	0
Prostitution Offenses	0	0	0	0
Robbery	0	0	6	6
Sex Offenses, Forcible	0	0	3	3
Sex Offenses, Nonforcible	0	0	1	1
Stolen Property Offenses (Receiving, etc.)	0	0	21	21
Weapon Law Violations	0	0	15	15
<b>TOTAL GROUP-A ARRESTS</b>	<b>0</b>	<b>0</b>	<b>437</b>	<b>437</b>

GROUP-B				
Curfew/Loitering/Vagrancy	0	0	3	3
Disorderly Conduct	0	0	8	8
Driving Under the Influence	0	0	14	14
Drunkenness	0	0	23	23
Family Offenses (Non-Violent)	0	0	26	26
Liquor Law Violations	0	0	4	4
Peeping Tom	0	0	0	0
Runaway	0	0	7	7
Trespass of Real Property	0	0	21	21
All Other Offenses	0	0	692	692
<b>TOTAL GROUP-B ARRESTS</b>	<b>0</b>	<b>0</b>	<b>798</b>	<b>798</b>

<b>TOTAL CRIMES</b>	<b>0</b>	<b>0</b>	<b>1,235</b>	<b>1,235</b>
---------------------	----------	----------	--------------	--------------





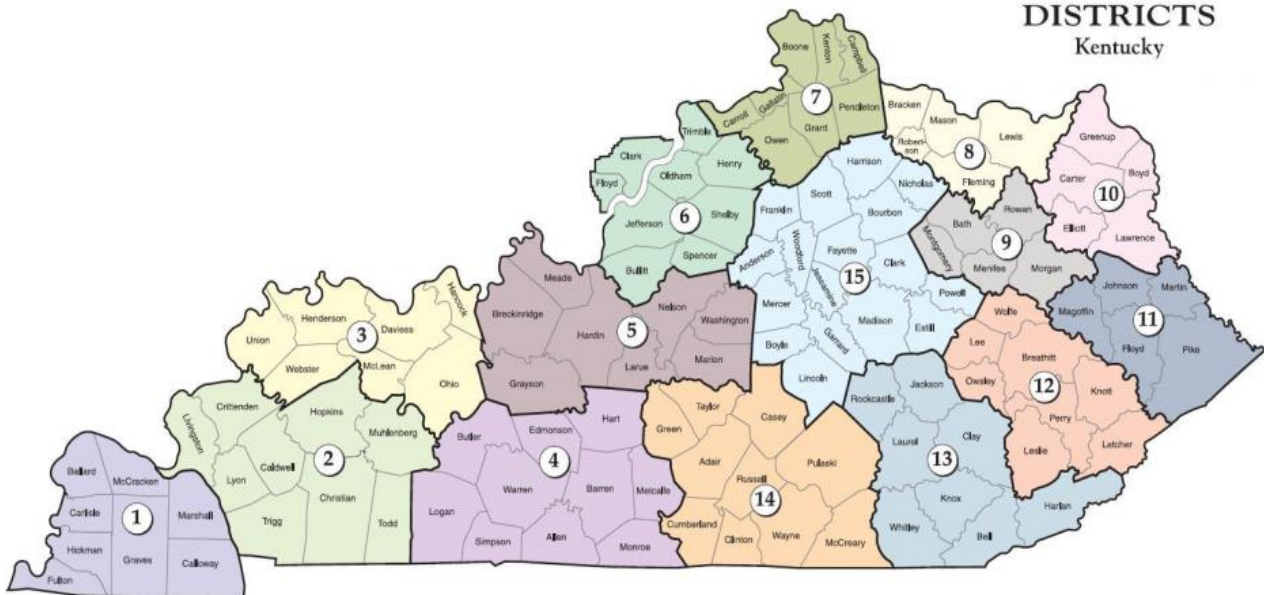


# **DRUG ARRESTS**

## DRUG ARRESTS BY AREA DEVELOPMENT DISTRICT AND DRUG TYPE

AREA DEVELOPMENT DISTRICTS	Amphetamines	Anabolic Steroids	Barbituates	Cocaine (Other)	Codeine	Controlled Substances	Date Rape Drugs	Drug Equipment	Fentanyl	Hallucinogens
1 - PURCHASE	698	20	12	1	95	0	179	1	1,839	1
2 - PENNYRILE	415	11	4	1	103	1	179	1	1,682	2
3 - GREEN RIVER	463	21	0	0	43	1	111	4	1,959	3
4 - BARREN RIVER	1,011	19	0	1	160	11	238	3	3,405	0
5 - LINCOLN TRAIL	628	8	1	1	202	3	92	0	2,380	7
6 - KIPDA	2,180	27	16	13	1,066	79	666	20	5,950	30
7 - NORTHERN KENTUCKY	1,015	16	2	0	385	5	25	2	3,059	32
8 - BUFFALO TRACE	145	3	0	0	11	0	8	1	307	0
9 - GATEWAY	317	0	0	2	26	0	6	1	359	13
10 - FIVCO	482	3	0	3	36	0	8	0	671	5
11 - BIG SANDY	1,738	1	1	0	60	1	373	2	1,090	2
12 - KENTUCKY RIVER	651	1	0	1	15	4	27	1	803	0
13 - CUMBERLAND VALLEY	1,423	2	6	7	21	8	64	5	2,099	0
14 - LAKE CUMBERLAND	813	7	1	3	51	4	47	2	1,641	2
15 - BLUEGRASS	2,209	21	6	8	1,012	3	583	8	5,032	180
<b>TOTAL</b>	<b>14,188</b>	<b>160</b>	<b>49</b>	<b>41</b>	<b>3,286</b>	<b>120</b>	<b>2,606</b>	<b>51</b>	<b>32,276</b>	<b>277</b>

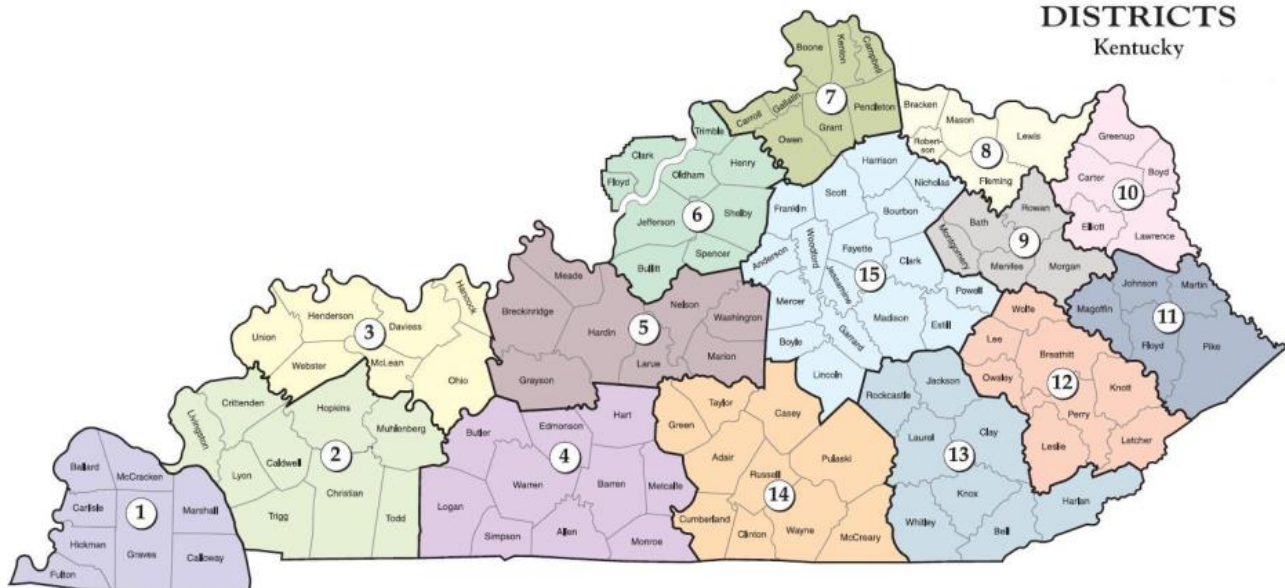
**KENTUCKY'S AREA  
DEVELOPMENT  
DISTRICTS**  
Kentucky



## DRUG ARRESTS BY AREA DEVELOPMENT DISTRICT AND DRUG TYPE

AREA DEVELOPMENT DISTRICTS	Heroin	Legends	LSD	Marijuana	Methamphetamine	Opiates	PCP	Precursor of Meth	All Other	TOTAL DRUG LAW ARRESTS
1 - PURCHASE	3	18	129	8	1,566	1,236	46	2	3	5,857
2 - PENNYRILE	7	23	92	13	1,427	965	59	2	4	4,991
3 - GREEN RIVER	9	30	93	4	1,572	1,749	61	0	7	6,130
4 - BARREN RIVER	8	34	76	1	2,575	2,238	98	1	27	9,906
5 - LINCOLN TRAIL	2	188	56	4	1,899	1,479	50	3	1	7,004
6 - KIPDA	28	1,608	79	13	6,737	3,216	301	10	8	22,047
7 - NORTHERN KENTUCKY	14	824	61	10	2,506	1,189	87	8	1	9,241
8 - BUFFALO TRACE	3	42	15	0	233	220	17	0	1	1,006
9 - GATEWAY	1	149	8	1	239	376	24	0	1	1,523
10 - FIVCO	2	265	26	4	472	781	22	0	5	2,785
11 - BIG SANDY	1	39	101	2	520	763	60	0	8	4,762
12 - KENTUCKY RIVER	1	22	63	1	388	471	32	0	6	2,487
13 - CUMBERLAND VALLEY	0	46	140	2	1,040	1,897	44	2	12	6,818
14 - LAKE CUMBERLAND	3	98	76	2	1,097	1,734	73	0	7	5,661
15 - BLUEGRASS	13	1,409	119	68	3,495	2,816	167	2	10	17,161
<b>TOTAL</b>	<b>95</b>	<b>4,795</b>	<b>1,134</b>	<b>133</b>	<b>25,766</b>	<b>21,130</b>	<b>1,141</b>	<b>30</b>	<b>101</b>	<b>107,379</b>

**KENTUCKY'S AREA  
DEVELOPMENT  
DISTRICTS**  
Kentucky



**DRUG ARRESTS  
BY COUNTY AND DRUG TYPE**

COUNTY	Amphetamines	Anabolic Steroids	Barbituates	Cocaine (Other)	Codeine	Controlled Substances	Date Rape Drugs	Drug Equipment	Fentanyl	Hallucinogens	Heroin	Legends	LSD	Marijuana	Methamphetamine	Opiates	PCP	Precursor of Meth	All Other	TOTAL
ADAIR	50	2	0	1	2	2	1	0	155	0	0	0	4	0	109	103	4	0	0	433
ALLEN	74	0	0	0	2	0	5	0	170	0	0	1	0	0	93	199	22	0	1	567
ANDERSON	70	0	2	0	8	0	2	0	216	0	0	34	5	1	151	117	11	0	0	617
BALLARD	32	0	0	0	2	0	3	0	59	0	0	0	1	0	55	52	1	0	0	205
BARREN	206	2	0	0	11	3	53	0	625	0	0	3	12	0	361	387	19	0	5	1,687
BATH	49	0	0	0	2	0	1	0	71	0	0	11	1	0	31	37	0	0	0	203
BELL	314	0	0	0	3	0	11	1	202	0	0	4	20	0	137	373	5	0	0	1,070
BOONE	189	4	2	0	48	2	8	0	660	6	5	164	11	5	583	294	22	1	0	2,004
BOURBON	49	0	0	0	59	0	3	0	69	5	0	6	3	0	59	22	6	0	0	281
BOYD	269	3	0	0	18	0	7	0	334	1	1	195	8	3	285	406	11	0	0	1,541
BOYLE	141	0	0	0	28	0	29	4	357	16	4	67	5	0	191	305	11	0	1	1,159
BRACKEN	9	1	0	0	1	0	0	0	27	0	0	3	0	0	16	6	0	0	0	63
BREATHITT	63	0	0	0	1	2	5	0	79	0	0	0	10	0	52	61	4	0	0	277
BRECKINRIDGE	24	1	1	0	2	0	4	0	79	0	0	2	3	0	70	80	5	0	0	271
BULLITT	103	1	10	3	8	2	14	0	477	3	0	84	1	0	348	366	26	0	0	1,446
BUTLER	25	0	0	0	1	0	14	0	86	0	0	0	2	0	58	70	1	0	0	257
CALDWELL	28	3	0	1	3	0	3	0	96	0	0	0	3	0	89	90	1	0	0	317
CALLOWAY	77	0	0	0	7	0	4	0	172	0	0	3	4	4	172	128	7	0	0	578
CAMPBELL	135	0	0	0	65	1	4	0	586	5	1	174	26	3	493	130	15	1	0	1,639
CARLISLE	0	3	1	0	0	0	0	1	18	0	0	0	0	0	13	15	1	0	0	52
CARROLL	51	1	0	0	4	0	0	1	213	1	0	23	3	0	111	100	9	0	0	517
CARTER	65	0	0	1	3	0	1	0	122	4	0	58	3	0	79	145	3	0	5	489
CASEY	26	1	0	0	0	0	1	0	95	0	0	0	10	0	61	93	2	0	0	289
CHRISTIAN	92	1	0	0	51	1	56	0	459	0	3	14	28	2	398	199	21	0	3	1,328
CLARK	110	1	0	0	32	0	3	0	168	5	0	45	2	0	85	167	28	0	0	646
CLAY	107	0	0	0	0	0	5	0	42	0	0	1	3	0	36	37	0	1	1	233
CLINTON	64	0	0	0	3	0	2	0	109	0	0	0	1	0	77	169	15	0	4	444
CRITTENDEN	14	0	0	0	0	0	0	0	50	0	0	0	4	0	31	30	1	0	0	130
CUMBERLAND	28	0	0	0	4	0	0	0	66	0	0	1	1	0	32	85	1	0	0	218
DAVISS	287	11	0	0	26	1	86	1	1,150	3	8	16	69	3	884	1,030	39	0	4	3,618
EDMONSON	52	0	0	0	2	3	2	0	119	0	0	0	3	1	84	73	5	0	9	353
ELLIOTT	28	0	0	2	0	0	0	0	43	0	0	5	5	0	13	28	0	0	0	124
ESTILL	120	0	0	0	0	0	4	1	131	0	0	25	8	0	53	129	1	0	0	472
FAYETTE	430	8	1	1	613	1	467	2	1,794	64	3	557	17	10	1,422	565	26	2	5	5,988
FLEMING	53	2	0	0	7	0	8	0	107	0	2	9	3	0	86	68	10	0	0	355
FLOYD	373	1	1	0	7	0	7	1	248	0	0	10	29	0	149	231	15	0	3	1,075
FRANKLIN	158	2	0	1	62	1	13	0	398	0	1	104	10	3	281	274	16	0	0	1,324
FULTON	69	8	0	0	11	0	1	0	99	0	0	4	6	0	99	121	4	0	1	423
GALLATIN	42	0	0	0	1	1	0	1	117	0	0	7	5	0	88	27	0	0	0	289
GARRARD	166	3	0	1	0	0	7	0	333	33	3	39	0	49	82	137	7	0	0	860
GRANT	38	1	0	0	2	0	7	0	171	0	0	13	7	0	108	110	9	0	0	466
GRAVES	149	1	0	0	23	0	24	0	497	0	0	1	55	0	370	297	5	1	0	1,423



**DRUG ARRESTS  
BY COUNTY AND DRUG TYPE**

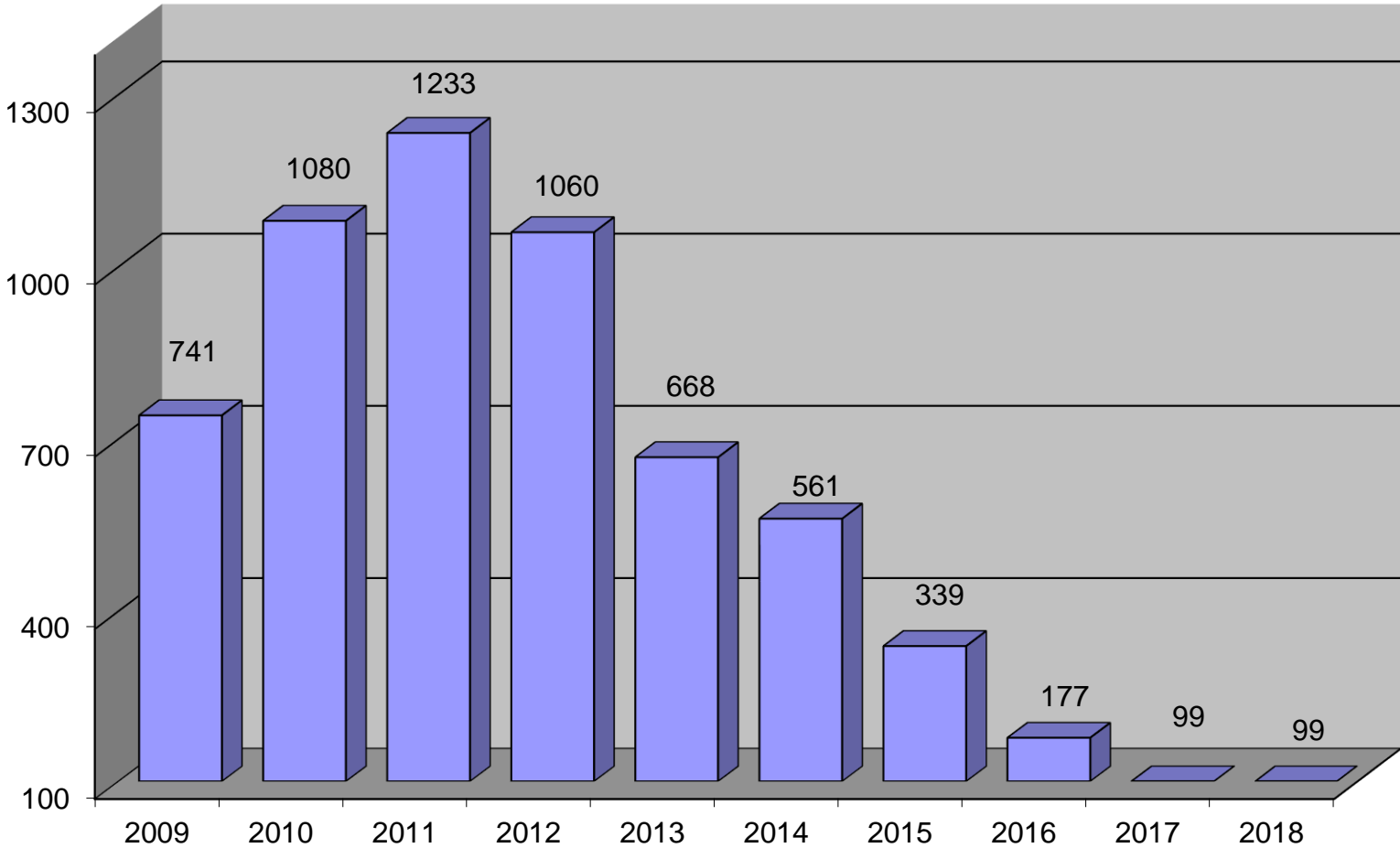
COUNTY	Amphetamines	Anabolic Steroids	Barbituates	Cocaine (Other)	Codeine	Controlled Substances	Date Rape Drugs	Drug Equipment	Fentanyl	Hallucinogens	Heroin	Legends	LSD	Marijuana	Methamphetamine	Opiates	PCP	Precursor of Meth	All Other	TOTAL
GRAYSON	44	0	0	0	1	0	0	0	197	0	0	7	4	0	139	134	7	0	1	534
GREEN	26	1	0	0	1	0	2	0	76	0	0	0	2	0	60	37	5	0	0	210
GREENUP	33	0	0	0	1	0	0	0	62	0	1	4	5	1	64	52	6	0	0	229
HANCOCK	2	0	0	0	0	0	0	0	12	0	0	0	0	0	7	9	0	0	0	30
HARDIN	232	3	0	0	36	2	44	0	1,061	0	1	67	19	3	875	626	21	2	0	2,992
HARLAN	182	1	2	3	3	0	8	1	240	0	0	3	39	1	121	237	3	1	2	847
HARRISON	67	0	0	1	23	0	0	0	86	39	0	94	7	2	44	47	0	0	0	410
HART	22	0	0	0	1	0	4	0	114	0	0	2	1	0	93	108	6	0	0	351
HENDERSON	60	10	0	0	10	0	21	0	255	0	1	5	15	1	319	207	5	0	0	909
HENRY	32	0	0	0	4	0	1	0	149	0	1	12	2	0	89	97	2	0	2	391
HICKMAN	5	0	0	0	2	0	0	0	9	0	0	0	2	0	9	8	0	0	0	35
HOPKINS	134	2	3	0	17	0	101	1	428	1	1	2	41	2	338	373	15	0	1	1,460
JACKSON	30	1	1	0	1	0	1	0	55	0	0	1	0	0	20	72	0	0	0	182
JEFFERSON	1,866	23	6	10	1,009	76	630	19	4,598	15	27	1,412	59	10	5,613	2,431	242	9	5	18,060
JESSAMINE	141	0	0	0	35	1	8	0	193	3	1	89	4	0	169	170	5	0	0	819
JOHNSON	160	0	0	0	23	0	0	1	271	1	0	4	16	0	73	202	13	0	2	766
KENTON	521	9	0	0	265	1	6	0	1,227	8	8	412	9	0	1,064	483	30	6	1	4,050
KNOTT	93	0	0	0	1	1	4	0	75	0	0	1	30	0	56	48	9	0	1	319
KNOX	236	0	0	0	5	4	5	0	401	0	0	9	41	0	165	331	6	0	8	1,211
LARUE	60	0	0	0	0	0	4	0	155	0	0	7	5	0	85	85	5	0	0	406
LAUREL	203	0	2	3	3	4	11	1	497	0	0	11	8	0	286	371	13	0	1	1,414
LAWRENCE	87	0	0	0	14	0	0	0	110	0	0	3	5	0	31	150	2	0	0	402
LEE	32	1	0	1	2	0	0	0	54	0	0	4	1	0	25	44	3	0	2	169
LESLIE	28	0	0	0	1	1	0	0	62	0	0	0	2	0	27	23	1	0	0	145
LETCHER	98	0	0	0	4	0	3	0	149	0	0	3	1	0	55	107	7	0	3	430
LEWIS	25	0	0	0	0	0	0	1	27	0	1	14	9	0	19	35	4	0	1	136
LINCOLN	58	0	0	0	6	0	1	0	152	1	0	15	0	1	87	123	4	0	2	450
LIVINGSTON	5	0	0	0	2	0	1	0	34	0	0	1	0	0	27	33	2	0	0	105
LOGAN	143	0	0	1	50	1	3	1	450	0	4	4	9	0	344	278	5	0	0	1,293
LYON	16	3	1	0	6	0	1	0	187	1	0	3	3	1	226	47	3	0	0	498
MCCRACKEN	172	8	1	1	46	0	56	0	611	1	3	9	44	4	570	383	26	1	2	1,938
MCCREARY	112	0	0	0	3	0	1	0	155	0	0	0	10	0	79	159	9	0	0	528
MCLEAN	15	0	0	0	0	0	0	0	106	0	0	1	1	0	80	73	1	0	0	277
MADISON	376	3	0	1	35	0	10	1	551	8	1	192	44	2	392	420	18	0	0	2,054
MAGOFFIN	129	0	0	0	5	0	0	0	220	0	0	11	16	1	67	82	2	0	0	533
MARION	115	0	0	0	44	1	13	0	237	0	0	31	6	1	179	182	3	0	0	812
MARSHALL	194	0	10	0	4	0	91	0	374	0	0	1	17	0	278	232	2	0	0	1,203
MARTIN	90	0	0	0	0	1	2	0	125	1	0	10	1	1	18	76	21	0	3	349
MASON	58	0	0	0	3	0	0	0	145	0	0	16	3	0	110	106	3	0	0	444
MEADE	34	2	0	0	3	0	5	0	120	0	0	11	7	0	88	71	1	0	0	342
MENIFEE	4	0	0	0	0	0	0	0	13	0	0	1	0	0	9	3	0	0	0	30
MERCER	53	1	0	2	8	0	10	0	91	4	0	29	0	0	51	90	0	0	0	339

**DRUG ARRESTS  
BY COUNTY AND DRUG TYPE**

COUNTY	Amphetamines	Anabolic Steroids	Barbituates	Cocaine (Other)	Codeine	Controlled Substances	Date Rape Drugs	Drug Equipment	Fentanyl	Hallucinogens	Heroin	Legends	LSD	Marijuana	Methamphetamine	Opiates	PCP	Precursor of Meth	All Other	TOTAL
METCALFE	21	1	0	0	2	0	2	0	103	0	0	0	1	0	99	57	1	0	4	291
MONROE	73	0	0	0	2	0	3	0	284	0	0	5	0	0	164	249	13	0	1	794
MONTGOMERY	91	0	0	2	24	0	3	1	93	10	0	107	0	0	30	199	16	0	1	577
MORGAN	42	0	0	0	0	0	2	0	50	0	0	12	3	0	34	62	6	0	0	211
MUHLENBERG	103	1	0	0	7	0	4	0	205	0	0	2	11	1	139	117	3	0	0	593
NELSON	102	1	0	1	110	0	16	0	477	7	0	61	12	0	424	261	8	1	0	1,481
NICHOLAS	42	0	0	1	6	0	1	0	38	0	0	4	0	0	38	17	1	0	0	148
OHIO	68	0	0	0	3	0	2	1	328	0	0	5	7	0	191	344	10	0	2	961
OLDHAM	60	1	0	0	13	1	9	0	247	1	0	28	3	1	237	102	10	1	1	715
OWEN	13	0	0	0	0	0	0	0	32	0	0	9	0	0	20	21	2	0	0	97
OWSLEY	24	0	0	0	0	0	5	1	48	0	0	3	0	0	22	40	2	0	0	145
PENDLETON	26	1	0	0	0	0	0	0	53	12	0	22	0	2	39	24	0	0	0	179
PERRY	279	0	0	0	6	0	8	0	207	0	1	3	18	0	103	77	6	0	0	708
PIKE	986	0	0	0	25	0	364	0	226	0	1	4	39	0	213	172	9	0	0	2,039
POWELL	63	0	0	0	0	0	3	0	77	1	0	7	1	0	53	71	6	0	2	284
PULASKI	234	2	1	1	9	0	10	1	376	2	0	54	26	1	266	452	10	0	1	1,446
ROBERTSON	0	0	0	0	0	0	0	0	1	0	0	0	0	0	2	5	0	0	0	8
ROCKCASTLE	145	0	0	0	1	0	14	0	337	0	0	12	13	0	116	254	13	0	0	905
ROWAN	131	0	0	0	0	0	0	0	132	3	1	18	4	1	135	75	2	0	0	502
RUSSELL	80	0	0	1	1	2	1	0	202	0	0	2	16	0	113	229	2	0	2	651
SCOTT	101	3	2	0	68	0	17	0	238	1	0	83	13	0	178	120	18	0	0	842
SHELBY	82	2	0	0	30	0	10	1	273	11	0	59	11	0	276	126	5	0	0	886
SIMPSON	70	3	0	0	29	1	2	0	223	0	0	7	3	0	212	154	4	0	3	711
SPENCER	25	0	0	0	2	0	2	0	146	0	0	13	0	2	142	57	13	0	0	402
TAYLOR	108	0	0	0	27	0	25	1	259	0	3	35	6	1	220	187	2	0	0	874
TODD	12	1	0	0	6	0	0	0	129	0	0	0	1	0	95	51	5	1	0	301
TRIGG	11	0	0	0	11	0	13	0	94	0	3	1	1	7	84	25	8	1	0	259
TRIMBLE	12	0	0	0	0	0	0	0	60	0	0	0	3	0	32	37	3	0	0	147
UNION	15	0	0	0	4	0	0	1	61	0	0	1	0	0	64	50	1	0	1	198
WARREN	325	13	0	0	60	3	150	2	1,231	0	4	12	45	0	1,067	663	22	1	4	3,602
WASHINGTON	17	1	0	0	6	0	6	0	54	0	1	2	0	0	39	40	0	0	0	166
WAYNE	85	1	0	0	1	0	4	0	148	0	0	6	0	0	80	220	23	0	0	568
WEBSTER	16	0	0	0	0	0	2	1	47	0	0	2	1	0	27	36	5	0	0	137
WHITLEY	206	0	1	1	5	0	9	2	325	0	0	5	16	1	159	222	4	0	0	956
WOLFE	34	0	0	0	0	0	2	0	129	0	0	8	1	1	48	71	0	0	0	294
WOODFORD	64	0	1	0	29	0	5	0	140	0	0	19	0	0	159	42	9	0	0	468
<b>TOTAL</b>	<b>14,188</b>	<b>160</b>	<b>49</b>	<b>41</b>	<b>3,286</b>	<b>120</b>	<b>2,606</b>	<b>51</b>	<b>32,276</b>	<b>277</b>	<b>95</b>	<b>4,795</b>	<b>1,134</b>	<b>133</b>	<b>25,766</b>	<b>21,130</b>	<b>1,141</b>	<b>30</b>	<b>101</b>	<b>107,379</b>



**Methamphetamine Lab Response for Kentucky**  
**\*Numbers Provided by EPIC, ACS Container Program, Louisville Metro Police Department**  
**2009 - 2018**  
**State & Local Response**







**LAW  
ENFORCEMENT  
EMPLOYEES**

## MUNICIPAL POLICE DEPARTMENTS

MUNICIPALITY	FULL TIME LAW ENFORCEMENT OFFICERS			FULL TIME CIVILIAN EMPLOYEES			TOTAL EMPLOYEES
	MALE	FEMALE	TOTAL	MALE	FEMALE	TOTAL	
ADAIRVILLE	1	0	1	0	0	0	1
ALBANY	8	8	16	0	0	0	16
ALEXANDRIA	14	1	15	0	4	4	19
ALLEN	1	0	1	0	0	0	1
ANCHORAGE	10	0	10	0	4	4	14
ASHLAND	41	1	42	1	3	4	46
AUBURN	2	0	2	0	0	0	2
AUDUBON PARK	3	0	3	0	0	0	3
AUGUSTA	3	0	3	0	0	0	3
BANCROFT	1	0	1	0	0	0	1
BARBOURVILLE	11	0	11	1	0	1	12
BARDSTOWN	27	1	28	0	2	2	30
BARDWELL	1	0	1	0	0	0	1
BEATTYVILLE	5	0	5	0	0	0	5
BEAVER DAM	6	0	6	0	0	0	6
BELLEFONTE	4	0	4	0	0	0	4
BELLEVUE	10	1	11	0	1	1	12
BENHAM	1	0	1	0	0	0	1
BENTON	7	0	7	0	0	0	7
BEREA	31	1	32	0	2	2	34
BLOOMFIELD	2	0	2	0	1	1	3
BOONEVILLE	1	0	1	0	0	0	1
BOWLING GREEN	97	16	113	6	28	34	147
BRANDENBURG	5	0	5	0	0	0	5
BRODHEAD	2	0	2	0	0	0	2
BROOKSVILLE	1	0	1	0	0	0	1
BROWNSVILLE	3	0	3	0	0	0	3
BURGIN	1	0	1	0	0	0	1
BURKESVILLE	6	0	6	0	0	0	6
BURNSIDE	5	0	5	0	1	1	6
BUTLER	1	0	1	0	0	0	1
CADIZ	8	0	8	0	1	1	9
CALVERT CITY	7	0	7	0	1	1	8
CAMPBELLSBURG	0	0	0	0	0	0	0
CAMPBELLSVILLE	19	1	20	0	2	2	22
CANEYVILLE	1	0	1	0	0	0	1
CARLISLE	4	0	4	4	1	5	9
CARROLLTON	12	0	12	2	5	7	19
CATLETTSBURG	8	0	8	0	0	0	8
CAVE CITY	9	0	9	0	0	0	9
CENTERTOWN	1	0	1	0	0	0	1
CENTRAL CITY	12	0	12	0	0	0	12
CLARKSON	1	0	1	0	0	0	1
CLAY	1	0	1	0	0	0	1
CLAY CITY	1	0	1	0	0	0	1
CLINTON	2	0	2	0	0	0	2

## MUNICIPAL POLICE DEPARTMENTS

MUNICIPALITY	FULL TIME LAW ENFORCEMENT OFFICERS			FULL TIME CIVILIAN EMPLOYEES			TOTAL EMPLOYEES
	MALE	FEMALE	TOTAL	MALE	FEMALE	TOTAL	
CLOVERPORT	1	0	1	0	0	0	1
COAL RUN VILLAGE	3	0	3	0	0	0	3
COLD SPRINGS	11	0	11	0	0	0	11
COLUMBIA	12	0	12	0	1	1	13
CORBIN	19	1	20	6	2	8	28
COVINGTON	104	7	111	1	10	11	122
CRAB ORCHARD	1	0	1	0	1	1	2
CUMBERLAND	7	0	7	0	0	0	7
CYNTHIANA	18	0	18	2	8	10	28
DANVILLE	27	4	31	0	13	13	44
DAWSON SPRINGS	5	0	5	0	1	1	6
DAYTON	13	0	13	0	1	1	14
DOUGLAS HILLS	0	0	0	0	0	0	0
DRY RIDGE	5	0	5	0	0	0	5
EDDYVILLE	4	1	5	0	0	0	5
EDGEWOOD	15	1	16	0	0	0	16
EDMONTON	7	0	7	0	0	0	7
ELIZABETHTOWN	45	7	52	14	6	20	72
ELKHORN	1	0	1	0	1	1	2
ELKHORN CITY	2	0	2	0	0	0	2
ELKTON	7	0	7	0	0	0	7
ELSMERE	14	1	15	0	0	0	15
EMINENCE	6	0	6	0	0	0	6
ERLANGER	38	3	41	1	3	4	45
EUBANK	1	0	1	0	0	0	1
EVARTS	3	0	3	0	0	0	3
FALMOUTH	5	1	6	1	1	2	8
FERGUSON	1	0	1	0	0	0	1
FLATWOODS	12	0	12	0	0	0	12
FLEMING-NEON	2	0	2	0	0	0	2
FLEMINGSBURG	7	1	8	0	0	0	8
FLORENCE	59	5	64	0	4	4	68
FORT MITCHELL	13	2	15	0	0	0	15
FORT THOMAS	21	0	21	0	1	1	22
FORT WRIGHT	11	2	13	0	0	0	13
FOUNTAIN RUN	1	0	1	0	0	0	1
FRANKFORT	55	2	57	4	11	15	72
FRANKLIN	20	0	20	0	1	1	21
FULTON	9	1	10	0	1	1	11
GEORGETOWN	54	2	56	0	4	4	60
GLASGOW	28	3	31	1	7	8	39
GRAYMOORE DEVONDALE	1	0	1	0	0	0	1
GRAYSON	10	1	11	0	1	1	12
GREENSBURG	5	0	5	0	0	0	5
GREENUP	3	0	3	0	0	0	3



## MUNICIPAL POLICE DEPARTMENTS

MUNICIPALITY	FULL TIME LAW ENFORCEMENT OFFICERS			FULL TIME CIVILIAN EMPLOYEES			TOTAL EMPLOYEES
	MALE	FEMALE	TOTAL	MALE	FEMALE	TOTAL	
GREENVILLE	11	0	11	0	0	0	11
GUTHRIE	4	0	4	0	0	0	4
HARDINSBURG	5	0	5	0	0	0	5
HARLAN	10	0	10	1	0	1	11
HARRODSBURG	19	0	19	1	2	3	22
HARTFORD	6	0	6	0	0	0	6
HAWESVILLE	1	0	1	0	0	0	1
HAZARD	18	0	18	3	1	4	22
HENDERSON	54	6	60	9	12	21	81
HERITAGE CREEK	10	1	11	0	0	0	11
HIGHLAND HEIGHTS	9	2	11	0	1	1	12
HILLVIEW	15	1	16	0	1	1	17
HODGENVILLE	6	0	6	0	0	0	6
HOLLOW CREEK	0	0	0	0	0	0	0
HOPKINSVILLE	68	8	76	4	31	35	111
HORSE CAVE	3	0	3	0	0	0	3
HURSTBOURNE ACRES	8	1	9	0	0	0	9
HUSTONVILLE	1	0	1	0	0	0	1
HYDEN	1	0	1	0	0	0	1
INDEPENDENCE	35	1	36	0	2	2	38
INDIAN HILLS	7	0	7	0	0	0	7
INEZ	1	0	1	0	0	0	1
IRVINE	5	0	5	0	0	0	5
IRVINGTON	4	0	4	0	0	0	4
JACKSON	9	0	9	1	0	1	10
JAMESTOWN	5	0	5	0	0	0	5
JEFFERSONTOWN	44	4	48	2	8	10	58
JENKINS	4	0	4	0	0	0	4
JUNCTION CITY	3	0	3	0	0	0	3
LACENTER	2	0	2	0	0	0	2
LAGRANGE	15	0	15	0	1	1	16
LAKE CUMBERLAND	2	0	2	0	1	1	3
LAKESIDE PARK	10	2	12	0	1	1	13
LANCASTER	11	1	12	0	0	0	12
LAWRENCEBURG	12	1	13	1	6	7	20
LEBANON	18	0	18	6	4	10	28
LEBANON JUNCTION	4	0	4	0	0	0	4
LEITCHFIELD	18	1	19	0	1	1	20
LEWISBURG	1	0	1	0	0	0	1
LEWISPORT	2	0	2	0	0	0	2
LEXINGTON	559	52	611	38	52	90	701
LIBERTY	5	0	5	0	0	0	5
LIVINGSTON	1	0	1	0	0	0	1
LONDON	30	2	32	0	3	3	35
LOUISA	6	0	6	0	0	0	6

## MUNICIPAL POLICE DEPARTMENTS

MUNICIPALITY	FULL TIME LAW ENFORCEMENT OFFICERS			FULL TIME CIVILIAN EMPLOYEES			TOTAL EMPLOYEES
	MALE	FEMALE	TOTAL	MALE	FEMALE	TOTAL	
LOUISVILLE METRO	1,073	173	1,246	75	217	292	1,538
LOYALL	2	0	2	0	0	0	2
LUDLOW	11	0	11	1	0	1	12
LYNCH	2	0	2	0	0	0	2
LYNNVIEW	3	0	3	0	0	0	3
MADISONVILLE	40	6	46	3	9	12	58
MANCHESTER	13	0	13	0	0	0	13
MARION	7	0	7	0	0	0	7
MARTIN	3	0	3	1	0	1	4
MAYFIELD	25	1	26	0	2	2	28
MAYSVILLE	25	0	25	4	6	10	35
MCKEE	3	0	3	0	0	0	3
MEADOW VALE	2	0	2	0	0	0	2
MENTOR	0	0	0	0	0	0	0
MIDDLESBORO	24	0	24	2	2	4	28
MILLERSBURG	1	0	1	0	0	0	1
MIDDLETOWN	6	0	6	0	1	1	7
MONTICELLO	10	0	10	0	1	1	11
MOREHEAD	21	0	21	2	5	7	28
MORGANFIELD	7	0	7	0	0	0	7
MORGANTOWN	6	0	6	0	0	0	6
MORTON'S GAP	1	0	1	0	0	0	1
MT. STERLING	21	0	21	0	2	2	23
MT. WASHINGTON	18	1	19	0	1	1	20
MT. VERNON	8	0	8	0	0	0	8
MULDRAUGH	3	0	3	0	0	0	3
MUNFORDVILLE	6	0	6	0	0	0	6
MURRAY	34	6	40	1	7	8	48
NEW HAVEN	1	0	1	0	0	0	1
NEWPORT	38	1	39	2	1	3	42
NICHOLASVILLE	55	2	57	2	6	8	65
NORTHFIELD	5	0	5	0	0	0	5
OAK GROVE	13	0	13	0	6	6	19
OLIVE HILL	7	0	7	0	0	0	7
OWENSBORO	87	7	94	7	30	37	131
OWENTON	3	0	3	0	2	2	5
OWINGSVILLE	5	0	5	0	0	0	5
PADUCAH	69	5	74	1	7	8	82
PAINTSVILLE	9	0	9	0	0	0	9
PARIS	22	0	22	1	0	1	23
PARK HILLS	7	0	7	0	0	0	7
PEEWEE VALLEY	1	0	1	0	0	0	1
PEMBROKE	1	0	1	0	0	0	1
PERRYVILLE	1	0	1	0	0	0	1

## MUNICIPAL POLICE DEPARTMENTS

MUNICIPALITY	FULL TIME LAW ENFORCEMENT OFFICERS			FULL TIME CIVILIAN EMPLOYEES			TOTAL EMPLOYEES
	MALE	FEMALE	TOTAL	MALE	FEMALE	TOTAL	
PEWEE VALLEY	1	0	1	0	0	0	1
PIKEVILLE	22	0	22	6	5	11	33
PINEVILLE	5	0	5	0	0	0	5
PIONEER VILLAGE	5	0	5	0	0	0	5
PIPPA PASSES	1	0	1	6	0	6	7
POWDERLY	2	0	2	0	0	0	2
PRESTONSBURG	13	0	13	2	4	6	19
PRINCETON	15	0	15	0	1	1	16
PROSPECT	5	1	6	0	1	1	7
PROVIDENCE	3	0	3	0	0	0	3
RACELAND	6	0	6	0	0	0	6
RADCLIFF	34	1	35	4	10	14	49
RAVENNA	1	0	1	0	0	0	1
RICHMOND	46	7	53	10	5	15	68
RUSSELL	13	0	13	0	0	0	13
RUSSELL SPRINGS	8	2	10	0	1	1	11
RUSSELLVILLE	19	3	22	0	1	1	23
SADIEVILLE	2	0	2	0	0	0	2
SALYERSVILLE	4	0	4	0	0	0	4
SCIENCE HILL	3	0	3	0	0	0	3
SCOTTSVILLE	14	1	15	1	0	1	16
SEBREE	1	0	1	0	0	0	1
SHELBYVILLE	27	2	29	0	1	1	30
SHEPHERDSVILLE	28	1	29	0	2	2	31
SHIVELY	28	0	28	3	3	6	34
SILVER GROVE	1	0	1	0	0	0	1
SIMPSONVILLE	8	0	8	0	0	0	8
SMITHS GROVE	1	0	1	0	0	0	1
SOMERSET	36	1	37	6	2	8	45
SOUTH SHORE	1	0	1	0	0	0	1
SOUTHGATE	8	0	8	0	0	0	8
SPRINGFIELD	10	0	10	3	3	6	16
ST. MATTHEWS	36	2	38	2	4	6	44
STAMPING GROUND	1	0	1	0	0	0	1
STANFORD	12	1	13	0	0	0	13
STANTON	6	0	6	0	0	0	6
STRATHMOOR VILLAGE	5	0	5	0	0	0	5
STURGIS	2	0	2	0	0	0	2
TAYLOR MILL	8	1	9	0	1	1	10
TAYLORSVILLE	4	0	4	0	1	1	5
TOMPKINSVILLE	10	0	10	3	0	3	13
TRENTON	1	0	1	0	0	0	1
UNIONTOWN	2	0	2	0	0	0	2
VANCEBURG	7	0	7	0	0	0	7
VERSAILLES	34	2	36	0	1	1	37

## MUNICIPAL POLICE DEPARTMENTS

MUNICIPALITY	FULL TIME LAW ENFORCEMENT OFFICERS			FULL TIME CIVILIAN EMPLOYEES			TOTAL EMPLOYEES
	MALE	FEMALE	TOTAL	MALE	FEMALE	TOTAL	
VILLA HILLS	12	2	14	0	0	0	14
VINE GROVE	5	0	5	1	0	1	6
WARSAW	2	0	2	0	0	0	2
WAYLAND	1	0	1	0	0	0	1
WEST BUECHEL	9	0	9	0	0	0	9
WEST LIBERTY	6	1	7	0	0	0	7
WEST POINT	4	0	4	0	0	0	4
WHEELWRIGHT	1	0	1	0	0	0	1
WHITESBURG	7	0	7	0	1	1	8
WILDER	9	0	9	0	0	0	9
WILLIAMSBURG	17	0	17	0	0	0	17
WILLIAMSTOWN	7	0	7	0	1	1	8
WILMORE	7	1	8	0	1	1	9
WINCHESTER	31	1	32	1	2	3	35
WOODBURN	2	0	2	0	0	0	2
WOODLAWN PARK	1	0	1	0	0	0	1
WORTHINGTON	3	1	4	0	0	0	4
<b>TOTAL</b>	<b>4,467</b>	<b>391</b>	<b>4,858</b>	<b>260</b>	<b>617</b>	<b>877</b>	<b>5,735</b>

## SHERIFF'S DEPARTMENTS

COUNTY	FULL TIME LAW ENFORCEMENT OFFICERS			FULL TIME CIVILIAN EMPLOYEES			TOTAL EMPLOYEES
	MALE	FEMALE	TOTAL	MALE	FEMALE	TOTAL	
ADAIR	6	0	6	0	2	2	8
ALLEN	14	0	14	9	2	11	25
ANDERSON	14	0	14	0	2	2	16
BALLARD	9	0	9	0	1	1	10
BARREN	16	1	17	2	3	5	22
BATH	7	0	7	0	1	1	8
BELL	9	0	9	7	2	9	18
BOONE	144	9	153	4	1	5	158
BOURBON	9	0	9	0	1	1	10
BOYD	27	0	27	4	0	4	31
BOYLE	16	0	16	0	1	1	17
BRACKEN	5	0	5	0	1	1	6
BREATHITT	2	0	2	0	0	0	2
BRECKINRIDGE	13	0	13	3	3	6	19
BULLITT	47	2	49	7	12	19	68
BUTLER	8	0	8	0	2	2	10
CALDWELL	7	1	8	0	2	2	10
CALLOWAY	15	1	16	11	7	18	34
CAMPBELL	14	0	14	1	3	4	18
CARLISLE	2	0	2	0	1	1	3
CARROLL	5	0	5	5	2	7	12
CARTER	6	0	6	0	3	3	9
CASEY	6	0	6	1	1	2	8
CHRISTIAN	28	1	29	3	7	10	39
CLARK	13	0	13	2	2	4	17
CLAY	10	1	11	3	0	3	14
CLINTON	4	0	4	0	2	2	6
CRITTENDEN	3	0	3	1	0	1	4
CUMBERLAND	4	0	4	1	1	2	6
DAVISS	32	4	36	0	6	6	42
EDMONSON	6	0	6	0	2	2	8
ELLIOTT	2	0	2	0	1	1	3
ESTILL	4	0	4	0	2	2	6
FAYETTE	38	10	48	13	20	33	81
FLEMING	6	0	6	0	1	1	7
FLOYD	14	2	16	0	3	3	19
FRANKLIN	25	1	26	0	2	2	28
FULTON	4	0	4	0	1	1	5
GALLATIN	8	1	9	0	1	1	10
GARRARD	10	0	10	0	0	0	10
GRANT	15	0	15	0	2	2	17
GRAVES	13	1	14	0	3	3	17
GRAYSON	10	0	10	5	4	9	19
GREEN	4	0	4	0	0	0	4
GREENUP	16	1	17	0	0	0	17
HANCOCK	6	0	6	0	1	1	7
HARDIN	36	3	39	1	6	7	46
HARLAN	15	2	17	0	4	4	21
HARRISON	10	0	10	0	1	1	11
HART	8	1	9	0	2	2	11
HENDERSON	20	0	20	0	6	6	26

## SHERIFF'S DEPARTMENTS

COUNTY	FULL TIME LAW ENFORCEMENT OFFICERS			FULL TIME CIVILIAN EMPLOYEES			TOTAL EMPLOYEES
	MALE	FEMALE	TOTAL	MALE	FEMALE	TOTAL	
HENRY	7	0	7	0	1	1	8
HICKMAN	2	0	2	0	1	1	3
HOPKINS	27	2	29	0	5	5	34
JACKSON	7	1	8	0	1	1	9
JEFFERSON	205	19	224	18	30	48	272
JESSAMINE	26	2	28	0	1	1	29
JOHNSON	10	0	10	0	2	2	12
KENTON	34	1	35	2	6	8	43
KNOTT	6	0	6	0	0	0	6
KNOX	12	0	12	0	4	4	16
LARUE	6	0	6	1	1	2	8
LAUREL	33	0	33	5	8	13	46
LAWRENCE	6	0	6	2	2	4	10
LEE	2	0	2	0	2	2	4
LESLIE	3	0	3	0	2	2	5
LETCHER	4	1	5	3	1	4	9
LEWIS	5	0	5	0	2	2	7
LINCOLN	7	0	7	0	1	1	8
LIVINGSTON	5	0	5	1	0	1	6
LOGAN	18	4	22	5	2	7	29
LYON	6	0	6	1	0	1	7
MADISON	30	1	31	0	3	3	34
MAGOFFIN	3	0	3	0	1	1	4
MARION	5	0	5	0	3	3	8
MARSHALL	28	0	28	1	2	3	31
MARTIN	6	0	6	1	2	3	9
MASON	11	1	12	2	2	4	16
MCCRACKEN	38	4	42	1	4	5	47
MCCREARY	4	0	4	0	1	1	5
MCLEAN	13	1	14	0	2	2	16
MEADE	10	0	10	5	3	8	18
MENIFEE	4	0	4	0	1	1	5
MERCER	8	0	8	1	0	1	9
METCALFE	6	0	6	0	1	1	7
MONROE	5	0	5	0	1	1	6
MONTGOMERY	15	0	15	0	2	2	17
MORGAN	5	0	5	0	1	1	6
MUHLENBERG	12	0	12	0	2	2	14
NELSON	23	0	23	0	5	5	28
NICHOLAS	1	0	1	0	1	1	2
OHIO	16	2	18	0	3	3	21
OLDHAM	13	0	13	0	3	3	16
OWEN	4	0	4	0	1	1	5
OWSLEY	3	0	3	0	1	1	4
PENDLETON	7	0	7	6	3	9	16
PERRY	10	0	10	0	3	3	13
PIKE	11	0	11	8	7	15	26
POWELL	3	0	3	2	0	2	5
PULASKI	44	2	46	13	9	22	68
ROBERTSON	1	0	1	0	1	1	2
ROCKCASTLE	5	0	5	0	1	1	6

## SHERIFF'S DEPARTMENTS

COUNTY	FULL TIME LAW ENFORCEMENT OFFICERS			FULL TIME CIVILIAN EMPLOYEES			TOTAL EMPLOYEES
	MALE	FEMALE	TOTAL	MALE	FEMALE	TOTAL	
ROWAN	12	0	12	9	7	16	28
RUSSELL	7	0	7	0	1	1	8
SCOTT	40	0	40	0	4	4	44
SHELBY	19	3	22	0	3	3	25
SIMPSON	14	0	14	1	0	1	15
SPENCER	11	0	11	0	1	1	12
TAYLOR	10	3	13	0	3	3	16
TODD	4	0	4	1	0	1	5
TRIGG	6	2	8	0	3	3	11
TRIMBLE	2	0	2	0	0	0	2
UNION	7	1	8	0	2	2	10
WARREN	38	0	38	25	24	49	87
WASHINGTON	6	0	6	2	2	4	10
WAYNE	11	1	12	1	0	1	13
WEBSTER	7	0	7	0	2	2	9
WHITLEY	14	0	14	1	3	4	18
WOLFE	10	2	12	1	0	1	13
WOODFORD	9	0	9	8	0	8	17
<b>TOTAL</b>	<b>1,767</b>	<b>95</b>	<b>1,862</b>	<b>210</b>	<b>329</b>	<b>539</b>	<b>2,401</b>

## COUNTY POLICE DEPARTMENTS

COUNTY	FULL TIME LAW ENFORCEMENT OFFICERS			FULL TIME CIVILIAN EMPLOYEES			TOTAL EMPLOYEES
	MALE	FEMALE	TOTAL	MALE	FEMALE	TOTAL	
GARRARD	10	0	10	0	0	0	10
CAMPBELL	31	1	32	0	1	1	33
KENTON	36	0	36	0	2	2	38
MUHLENBERG	1	0	1	0	0	0	1
OLDHAM	37	0	37	0	3	3	40
<b>TOTAL</b>	<b>115</b>	<b>1</b>	<b>116</b>	<b>0</b>	<b>6</b>	<b>6</b>	<b>122</b>

## DRUG TASK FORCES

AGENCY	FULL TIME LAW ENFORCEMENT OFFICERS			FULL TIME CIVILIAN EMPLOYEES			TOTAL EMPLOYEES
	MALE	FEMALE	TOTAL	MALE	FEMALE	TOTAL	
BARREN COUNTY DRUG TASK FORCE	1	0	1	0	1	1	2
BLUEGRASS NARCOTICS TASK FORCE	4	0	4	0	0	0	4
CENTRAL KENTUCKY DRUG TASK FORCE	2	0	2	0	1	1	3
FIVCO F.A.D.E. DRUG TASK FORCE	4	0	4	0	0	0	4
LAKE CUMBERLAND DRUG TASK FORCE	3	0	3	0	1	1	4
UNLAWFUL NARC INVEST TREAT EDUCATION	3	0	3	0	0	0	3
GREATER HARDIN COUNTY NARC TASK FORCE	12	0	12	1	1	2	14
NORTHERN KENTUCKY NARC ENFORCEMENT	2	0	2	0	1	1	3
PENNYRILE NARCOTICS TASK FORCE	3	0	3	0	1	1	4
WARREN COUNTY DRUG TASK FORCE	1	0	1	1	0	1	2
SOUTH CENTRAL DRUG TASK FORCE	7	0	7	1	0	1	8
<b>TOTAL</b>	<b>42</b>	<b>0</b>	<b>42</b>	<b>3</b>	<b>6</b>	<b>9</b>	<b>51</b>

## OTHER LAW ENFORCEMENT AGENCIES

AGENCY	FULL TIME LAW ENFORCEMENT OFFICERS			FULL TIME CIVILIAN EMPLOYEES			TOTAL EMPLOYEES
	MALE	FEMALE	TOTAL	MALE	FEMALE	TOTAL	
BARKLEY REGIONAL AIRPORT POLICE	4	2	6	0	0	0	6
BARKLEY REGIONAL AIRPORT POLICE DEPT.	2	0	2	0	0	0	2
BLUE GRASS AIRPORT POLICE DEPT	20	0	20	7	2	9	29
CINCINNATI N. KY AIRPORT POLICE	47	3	50	8	11	19	69
FAIRGROUNDS SECURITY POLICE	0	0	0	0	0	0	0
LEXINGTON FAYETTE ANIMAL CTRL	0	0	0	11	13	24	24
LOUISVILLE AIRPORT POLICE DEPARTMENT	35	1	36	2	3	5	41
LOUISVILLE METRO ARSON BUREAU	8	2	10	0	1	1	11
NORFOLK SOUTHERN RAILWAY POLICE DEPT.	3	0	3	0	0	0	3
RJ CORMAN RAILROAD POLICE DEPT.	5	0	5	0	0	0	5
<b>TOTAL</b>	<b>124</b>	<b>8</b>	<b>132</b>	<b>28</b>	<b>30</b>	<b>58</b>	<b>190</b>



**COLLEGES / SCHOOLS / UNIVERSITIES**

AGENCY	FULL TIME LAW ENFORCEMENT OFFICERS			FULL TIME CIVILIAN EMPLOYEES			TOTAL EMPLOYEES
	MALE	FEMALE	TOTAL	MALE	FEMALE	TOTAL	
BOURBON COUNTY SCHOOL POLICE	0	0	0	0	0	0	0
CLARK CO SCHOOL POLICE DEPARTMENT	6	0	6	0	0	0	6
FAYETTE CO PUBLIC SCHOOLS POLICE	19	7	26	1	3	4	30
GRAVES CO SCHOOL POLICE	2	0	2	0	0	0	2
JEFFERSON CO SCHOOL POLICE	18	2	20	2	5	7	27
MCCRACKEN CO SCHOOLS POLICE	8	0	8	0	0	0	8
MONTGOMERY CO SCHOOL POLICE	3	0	3	1	0	1	4
MORGAN COUNTY SCHOOLS POLICE	1	0	1	0	0	0	1
EASTERN KENTUCKY UNIVERSITY POLICE	21	1	22	2	3	5	27
KENTUCKY STATE UNIVERSITY POLICE	7	0	7	3	3	6	13
MOREHEAD STATE UNIVERSITY POLICE	13	1	14	6	1	7	21
MURRAY STATE UNIVERSITY POLICE DEPT	16	0	16	3	7	10	26
NORTHERN KY UNIVERSITY POLICE	15	0	15	3	3	6	21
TRANSYLVANIA UNIVERSITY POLICE	9	0	9	3	0	3	12
UNIVERSITY OF KENTUCKY POLICE	46	6	52	74	40	114	166
UNIVERSITY OF LOUISVILLE POLICE	40	3	43	22	13	35	78
WESTERN KENTUCKY UNIVERSITY	24	1	25	5	8	13	38
MCCLEAN CO. SCHOOLS	1	0	1	0	0	0	1
NICHOLAS CO. SCHOOLS	0	0	0	0	0	0	0
SOUTHERN BAPTIST CAMPUS	11	0	11	5	0	5	16
<b>TOTAL</b>	<b>260</b>	<b>21</b>	<b>281</b>	<b>130</b>	<b>86</b>	<b>216</b>	<b>497</b>

## STATE AGENCIES

AGENCY	FULL TIME LAW ENFORCEMENT OFFICERS			FULL TIME CIVILIAN EMPLOYEES			TOTAL EMPLOYEES
	MALE	FEMALE	TOTAL	MALE	FEMALE	TOTAL	
ABC INVESTIGATIVE DIV. LOUISVILLE	6	1	7	2	4	6	13
ALCOHOL BEVERAGE CONTROL	27	3	30	0	2	2	32
DIVISION OF FORESTRY	0	0	0	0	0	0	0
FISH & WILDLIFE RESOURCES	114	1	115	0	2	2	117
KENTUCKY HORSE PARK POLICE	7	1	8	0	0	0	8
KENTUCKY STATE PARK RANGERS	44	2	46	0	0	0	46
KENTUCKY STATE POLICE	1,005	22	1027	358	411	769	1,796
KY DEPT. OF AGRICULTURE	4	0	4	0	0	0	4
KY DEPT. OF CHARITABLE GAMING	3	1	4	0	0	0	4
KY DEPT. OF INSURANCE FRAUD	10	2	12	0	4	4	16
MARSHALL COUNTY ALCOHOL BEVERAGE CONTROL	0	0	0	1	0	1	1
OFFICE OF ATTORNEY GENERAL	37	4	41	0	3	3	44
US FOREST SERVICE	9	1	10	0	2	2	12
<b>TOTAL</b>	<b>1,266</b>	<b>38</b>	<b>1,304</b>	<b>361</b>	<b>428</b>	<b>789</b>	<b>2,093</b>
<b>TOTAL OF ALL AGENCIES</b>	<b>8,041</b>	<b>554</b>	<b>8,595</b>	<b>992</b>	<b>1,502</b>	<b>2,494</b>	<b>11,089</b>



**LEOKA**  
**Law Enforcement**  
**Officers Killed**  
**or Assaulted**

## LAW ENFORCEMENT OFFICERS ASSAULTED

A total of 1,965 police officers were reported to be assaulted in Kentucky during 2018. The chart below shows the type of officer activity being performed, type of weapon used in the assault, and type of officer assignment.

Out of the total number of officers assaulted, 1,013 received personal injury. This number represents 52% of the total number of officers assaulted.

TYPE OF ACTIVITY	TOTAL ASSAULT BY WEAPON	TYPE OF WEAPON				TYPE OF ASSIGNMENT							
		FIRE-ARM	KNIFE OR OTHER CUTTING INSTRUMENT	OTHER DANGEROUS WEAPONS	HANDS, FISTS, FEET, ETC.	TWO-OFFICER VEHICLE	ONE-OFFICER VEHICLE		DETECTIVE OR SPECIAL ASSIGNMENT		OTHER		
							ALONE	ASSIS-TED	ALONE	ASSIS-TED	ALONE	ASSIS-TED	NOT INDICA-TED
Ambush, no warning	12	2	0	5	5	1	8	1	0	0	1	1	0
Attempting other arrests	402	13	4	84	301	35	172	102	6	12	11	47	18
Burglaries in progress or pursuing burglary suspects	19	2	0	6	11	2	12	2	1	0	3	0	0
Civil disorder (Riot, mass disobedience)	4	0	0	0	4	1	0	1	1	1	0	0	0
Handling, transporting, custody of prisoners	131	0	0	21	110	17	48	29	0	2	7	16	12
Investigating suspicious persons or circumstances	125	8	0	32	85	11	60	28	3	0	8	11	5
Mentally deranged	48	5	1	6	36	5	29	3	1	0	3	5	2
Responding to "Disturbance" calls (Family quarrels, man with gun, etc.)	580	20	14	218	328	154	241	115	7	4	13	22	24
Robberies in progress or pursuing robbery suspects	7	1	0	2	4	1	2	1	0	0	0	3	0
Traffic pursuits and stops	257	6	1	178	72	39	147	50	2	11	2	5	3
All other	361	9	3	103	246	31	115	28	7	8	30	31	111
<b>TOTAL</b>	<b>1,946</b>	<b>66</b>	<b>23</b>	<b>655</b>	<b>1,202</b>	<b>297</b>	<b>834</b>	<b>360</b>	<b>28</b>	<b>38</b>	<b>78</b>	<b>141</b>	<b>175</b>



# **ELECTRONIC FINGERPRINTS**

## Fingerprint Submissions by Facility

KRS 441.046 mandates that persons in adult or juvenile detention facilities be fingerprinted. KAR 14:010 further defines the responsibility of the Kentucky State Police Automated Fingerprint Identification Section (AFIS) to maintain and store all fingerprint submissions.

When a person is arrested in the state of Kentucky, fingerprint data is captured to populate the individual's criminal history. Within seconds of using a LiveScan machine to submit a set of fingerprints, the person's identity/alias is confirmed and their criminal arrest information is added to any previous record. Their fingerprints are searched against the state wide "Unsolved Cases" latent file, the FBI's federal unsolved latent file, warrants from other states, and the federal criminal database. It is absolutely crucial to submit the best quality fingerprints possible accompanied by arrest data that is accurate. If an arrested individual goes without being fingerprinted or the submitted fingerprints are of poor quality, the arrest will never be added to their criminal record.

The list below shows the number of fingerprints submitted to the Kentucky State Police in 2018 and the facilities that submitted them.

Location	Fingerprinted
<b>Jails and Detention Centers</b>	
Adair County Regional Jail	378
Allen County Detention Center	960
Ballard County Jail	444
Barren County Detention Center	3,106
Bell County Jail	719
Big Sandy Regional Detention Center	2,483
Boone County Jail	6,197
Bourbon County Detention Center	1,254
Boyd County Detention Center	1,273
Boyle County Detention Center	2,624
Breckinridge County Jail	599
Bullitt County Jail	1,394
Butler County Jail	494
Caldwell County Detention Center	1,054
Calloway County Jail	1,507
Campbell County Detention Center	6,270
Carroll County Regional Detention Center	1,686
Carter County Jail	1,333
Casey County Detention Center	812
Christian County Jail	4,827
Clark County Detention Center	2,119
Clay Co Detention Center	1,875
Clinton County Jail	697
Crittenden County Jail	494
Daviess County Detention Center	6,708
Fayette County Detention Center	15,235
Floyd County Detention Center	1,100
Franklin County Detention Center	1,629
Fulton County Detention Center	1,009
Grant County Detention Center	1,040

Location	Fingerprinted
<b>Jails and Detention Centers</b>	
Kenton County Detention Center	10,790
Kentucky River Regional Detention Center	1,052
Knox County Jail	1,590
LaRue County Detention Center	541
Laurel County Detention Center	4,532
Leslie Co Detention Center	1,191
Letcher County Jail	835
Lewis County Jail	610
Lincoln County Jail	509
Logan County Jail	2,305
Louisville Metro Corrections	32,692
Madison County Detention Center	4,788
Marion County Detention Center	1,714
Marshall County Detention Center	1,337
Mason County Detention Center	2,108
McCracken County Jail	3,826
Meade County Jail	957
Montgomery County Regional Jail	884
Muhlenberg County Jail	1,147
Nelson County Jail	1,871
Ohio County Jail	1,156
Oldham County Jail	1,925
Pike County Detention Center	1,085
Powell County Jail	393
Pulaski County Detention Center	4,506
Rockcastle County Detention Center	673
Rowan County Detention Center	872
Russell County Detention Center	1,799
Scott County Detention Center	2,242
Shelby County Detention Center	1,244

## Fingerprint Submissions by Facility

Location	Fingerprinted
Graves County Detention Center	1,327
Grayson County Jail	1,767
Greenup County Detention Center	1,291
Hardin County Detention Center	6,286
Harlan Co Detention Center	1,470
Hart County Jail	1,173
Henderson County Detention Center	3,038
Hopkins County Detention Center	3,370
Jackson County Jail	1,077
Jessamine County Detention Center	2,853

Location	Fingerprinted
Simpson County Detention Center	1,775
Taylor County Jail	2,399
Three Forks Detention Center	3,139
Todd County Jail	998
Union County Jail	592
Warren County Detention Center	7,243
Wayne County Jail	1,449
Webster County Detention Center	248
Whitley County Jail	1,241
Woodford County Detention Center	1,075

Juvenile Facilities	
Adair Youth Development Center	36
Boyd Juvenile Detention Center	106
Breathitt Regional Juvenile Detention Center	166
Campbell County Regional Juvenile Detention	232
Fayette County Juvenile Detention	221
Jefferson County Youth Center	718
McCracken Juvenile Detention Center	542
Warren County Regional Juvenile	192
-	-
-	-

Prisons	
Eastern KY Correctional Complex	443
Green River Development Correctional Complex	100
Kentucky State Reformatory	121
Little Sandy Correctional Complex	79
Luther Luckett Correctional Complex	92
Northpoint Training Center	93
PeeWee Valley Correctional Complex	406
Roederer Correctional Complex	2,768
Ross Cash Correctional Complex	290
Western Kentucky Correctional Complex	9

**Total:**

**212,919**



## **GLOSSARY**



## GLOSSARY

The following language may be found throughout this publication and should be interpreted as defined below:

**All Other Agencies:** Other law enforcement personnel that submitted data in a county or jurisdiction.

**All Other Offenses (Group-B Crimes):** All crimes that are not Group “A” offenses and not included in one of the specifically named Group “B” crime categories.

**Animal Cruelty Offenses:** Intentionally, knowingly, or recklessly taking an action that mistreats or kills any animal without just cause, such as torturing, tormenting, mutilation, maiming, poisoning, or abandonment. Included are instances of duty to provide care, e.g., shelter, food, water, care if sick or injured; transporting or confining an animal in a manner likely to cause injury or death; causing an animal to fight with another; inflicting excessive or repeated unnecessary pain or suffering, e.g., uses objects to beat or injure an animal.

**Arson:** To unlawfully and intentionally damage or attempt to damage any real or personal property by fire or incendiary device.

**Assault Offenses:** An unlawful attack by one person upon another.

**Bad Checks:** Knowingly and intentionally writing and/or negotiating checks drawn against insufficient or nonexistent funds.

**Bribery:** The offering, giving, receiving, or soliciting of anything of value (i.e., a bribe, gratuity, or kickback) to sway the judgment or action of a person in a position of trust or influence.

**Burglary / Breaking and Entering:** The unlawful entry into a building or other structure with the intent to commit a felony or a theft.

**Cleared by Arrest:** Offense reports in NIBRS may be closed by an agency, but not necessarily cleared. For federal reporting purposes, agencies can only clear a case by the following: (1) Cleared by an Arrest, or (2) Exceptionally Cleared due to Death of Offender, Prosecution Declined, In Custody of Other Jurisdiction, Victim Refused to Cooperate, or Juvenile/No Custody.

**Counterfeiting / Forgery:** The altering, copying, or imitation of something, without authority or right, with the intent to deceive or defraud by passing the copy or thing altered or imitated as that which is original or genuine or the selling, buying, or possession of an altered, copied, or imitated thing with the intent to deceive or defraud.

**Curfew/Loitering/Vagrancy Violations:** The violation of a court order, regulation, ordinance, or law requiring the withdrawal of persons from the streets or other specified areas; prohibiting persons from remaining in an area or place in an idle or aimless manner; or prohibiting persons from going from place to place without visible means of support.

**Day:** Concerning criminal activity, the term “Day” is considered to be between the hours of 6:00am and 6:00pm.

\*Many of the definitions within this glossary were acquired from the U.S. Department of Justice publication: August 2000 National Incident Based Reporting System – Volume 1

## GLOSSARY

**Destruction / Damage / Vandalism of Property:** To willfully or maliciously destroy, damage, deface, or otherwise injure real or personal property without the consent of the owner or the person having custody or control of it.

**Disorderly Conduct:** Any behavior that tends to disturb the public peace or decorum, scandalize the community, or shock the public sense of morality.

**Driving Under the Influence:** Driving or operating a motor vehicle or common carrier while mentally or physically impaired as the result of consuming an alcoholic beverage or using a drug or narcotic.

**Drug / Narcotic Offenses:** The violation of laws prohibiting the production, distribution, and/or use of certain controlled substances and the equipment or devices utilized in their preparation and/or use.

**Drunkness:** To drink alcoholic beverages to the extent that one's mental faculties and physical coordination are substantially impaired.

**Embezzlement:** The unlawful misappropriation by an offender to his/her own use or purpose of money, property, or some other thing of value entrusted to his/her care, custody, or control.

**Extortion / Blackmail:** To unlawfully obtain money, property, or any other thing of value, either tangible or intangible, through the use or threat of force, misuse of authority, threat of criminal prosecution, threat of destruction of reputation or social standing, or through other coercive means.

**Family Offenses, Nonviolent:** Unlawful, nonviolent acts by a family member (or legal guardian) that threaten the physical, mental, or economic well-being or morals of another family member and that are not classifiable as other offenses, such as Assault, Incest, Statutory Rape, etc.

**Fraud Offenses:** The intentional perversion of the truth for the purpose of inducing another person or other entity in reliance upon it to part with something of value or to surrender a legal right.

**Gambling Offenses:** To unlawfully bet or wager money or something else of value; assist, promote, or operate a game of chance for money or some other stake; possess or transmit wagering information; manufacture, sell, purchase, possess, or transport gambling equipment, devices, or goods; or tamper with the outcome of a sporting event or contest to gain a gambling advantage.

**Group–A Crimes:** The offenses in this group fall within NIBRS format and consist of twenty-two categories that are considered to be more serious crimes:

- Arson, Assault Offenses, Bribery, Burglary/Braking and Entering, Counterfeiting/Forgery, Destruction/Damage/Vandalism of Property, Drug/Narcotic Offenses, Embezzlement, Extortion/Blackmail, Fraud Offenses, Gambling Offenses, Homicide Offenses, Kidnapping/Abduction, Larceny/Theft Offenses, Motor Vehicle Theft, Pornography/Obscene Material, Prostitution Offenses, Robbery, Sex Offenses – Forcible, Sex Offenses – NonForcible, Stolen Property Offenses (Receiving, etc.), and Weapon Law Violations.

\*Many of the definitions within this glossary were acquired from the U.S. Department of Justice publication: August 2000 National Incident Based Reporting System – Volume 1

## GLOSSARY

**Group–B Crimes:** The offenses in this group fall within NIBRS format and consist of eleven categories that are considered to be less severe crimes:

- Bad Checks, Curfew/Loitering/Vagrancy Violations, Disorderly Conduct, Driving Under the Influence, Drunkenness, Family Offenses–Nonviolent, Liquor Law Violations, Peeping Tom, Runaway, Trespass of Real Property, and All Other Offenses.

**Homicide Offenses:** The killing of one human being by another.

In NIBRS, law enforcement agencies collect detailed data regarding individual crime incidents and arrests and submit them in separate reports using prescribed data elements and data values to describe each incident and arrest. Therefore, NIBRS involves incident-based reporting.

**Human Trafficking Offenses:** The inducement of a person to perform a commercial sex act, or labor, or services, through force, fraud, or coercion. Human trafficking has also occurred if a person under 18 years of age has been induced, or enticed, regardless of force, fraud, or coercion, to perform a commercial sex act.

**Jurisdiction:** Jurisdiction means any particular area in which an agency works.

**Kidnapping / Abduction:** The unlawful seizure, transportation, and/or detention of a person against his/her will or of a minor without the consent of his/her custodial parent(s) or legal guardian.

**Larceny / Theft Offenses:** The unlawful taking, carrying, leading, or riding away of property from the possession or constructive possession of another person.

**Liquor Law Violations:** The violation of laws or ordinances prohibiting the manufacture, sale, purchase, transportation, possession, or use of alcoholic beverages.

**Motor Vehicle Theft:** The theft of a motor vehicle.

**NIBRS Agencies:** National Incident Based Reporting agencies – These agencies have met the FBI requirements for NIBRS based crime data submission. This is based on Group A and Group B crimes as defined by the FBI. These agencies send their information in electronic format to the Kentucky State Police.

**Night:** Concerning criminal activity, the term “Night” is considered to be between the hours of 6:00pm and 6:00am.

**Part I Crimes:** The offenses in this group fall within Summary format and consist of eight categories that are considered to be more serious crimes:

- Aggravated Assault, Arson, Auto Theft, Burglary, Forcible Rape, Larceny–Theft (Except Auto), Murder, and Robbery.

\*Many of the definitions within this glossary were acquired from the U.S. Department of Justice publication: August 2000  
National Incident Based Reporting System – Volume 1

## GLOSSARY

**Part II Crimes:** The offenses in this group fall within Summary format and consist of twenty categories that are considered to be less severe crimes:

- Curfew & Loitering Laws, Disorderly Conduct, Driving Under Influence, Drunkenness, Embezzlement, Forgery & Counterfeiting, Fraud, Gambling, Liquor Laws, Manslaughter by Negligence, Narcotic Drug Laws, Offenses Against Family, Other Assaults, Prostitution & Commercialized Vice, Runaways, Sex Offenses (Except Forcible Rape & Prostitution), Possession, Vandalism, Weapons–Carrying, Possession, etc., and All Other Offenses (Except Traffic).

**Peeping Tom:** To secretly look through a window, doorway, keyhole, or other aperture for the purpose of voyeurism.

**Pornography / Obscene Material:** The violation of laws or ordinances prohibiting the manufacture, publishing, sale, purchase, or possession of sexually explicit material, e.g., literature or photographs.

**Prostitution Offenses:** To unlawfully engage in or promote sexual activities for profit.

**Robbery:** The taking or attempting to take anything of value under confrontational circumstances from the control, custody, or care of another person by force or threat of force or violence and/or by putting the victim in fear of immediate harm.

**Runaway:** A person under 18 years of age who has left home without the permission of his/her parent(s) or legal guardian.

**Sex Offenses – Forcible:** Any sexual act directed against another person, forcibly and/or against that person's will or not forcibly or against the person's will in instances where the victim is incapable of giving consent.

**Sex Offenses – Non-Forcible:** Unlawful, non-forcible sexual intercourse.

**Stolen Property Offenses (Receiving, etc.):** Receiving, buying, selling, possessing, concealing, or transporting any property with the knowledge that it has been unlawfully taken, as by Burglary, Embezzlement, Fraud, Larceny, Robbery, etc.

**Summary Agencies:** Agencies that have not met the FBI NIBRS certification. These agencies submit their statistical crime data to the Kentucky State Police as Part I and Part II crimes.

**Weapon Law Violations:** The violation of laws or ordinances prohibiting the manufacture, sale, purchase, transportation, possession, concealment, or use of firearms, cutting instruments, explosives, incendiary devices, or other deadly weapons.

\*Many of the definitions within this glossary were acquired from the U.S. Department of Justice publication: August 2000  
National Incident Based Reporting System – Volume 1