

2014



CRIME

IN

KENTUCKY



Steven L. Beshear
Governor

KENTUCKY STATE POLICE
919 VERSAILLES ROAD
FRANKFORT, KY 40601
Phone: (502) 695-6300
www.kentuckystatepolice.org

J. Michael Brown
Secretary

Rodney Brewer
Commissioner

Crime in Kentucky recipient:

Enclosed is your copy of *Crime in Kentucky – 2014*. This publication would not have been possible to produce without the continued cooperation of all Kentucky Law Enforcement Agencies.

Questions concerning this annual publication or statistics provided by your individual law enforcement agency should be directed to the Program Coordinator of the Kentucky State Police Uniform Crime Reporting section at 502-227-8700.

These statistics will also be available in the future on the Kentucky State Police website at www.kentuckystatepolice.org

Respectfully,

A handwritten signature in black ink that reads "Shane Bates". The signature is written in a cursive style and is positioned above a horizontal line.

Captain Shane Bates
Commander
Criminal Identification & Records Branch

Enclosure

CRIME
IN
KENTUCKY

COMMONWEALTH OF KENTUCKY
2014 CRIME REPORT

STEVEN L. BESHEAR
GOVERNOR

RODNEY BREWER
COMMISSIONER
KENTUCKY STATE POLICE

TABLE OF CONTENTS

MESSAGE FROM THE GOVERNOR	vi
LETTER OF TRANSMITTAL, COMMISSIONER, KENTUCKY STATE POLICE	vii
DEDICATION	viii
KENTUCKY CRIME FACTS	xi
KENTUCKY'S UNIFORM CRIME REPORTING	1
KENTUCKY UNIFORM CRIME REPORTING SYSTEM	2
STATE OFFENSE DATA	3
OFFENSE DATA - COLLEGES AND UNIVERSITIES	4
CITIES OVER 10,000 IN POPULATION - GROUP A OFFENSES	5
TOTAL POPULATION BY COUNTY MAP	7
CLEARANCE RATES	8
ARSON	9
ASSAULT OFFENSES	11
BRIBERY	13
BURGLARY / BREAKING AND ENTERING	15
COUNTERFEITING / FORGERY	17
DESTRUCTION / DAMAGE / VANDALISM OF PROPERTY	19
DRUG / NARCOTIC OFFENSES	21
EMBEZZLEMENT	23
EXTORTION / BLACKMAIL	25
FRAUD OFFENSES	27
GAMBLING OFFENSES	29
HOMICIDE OFFENSES	31
KIDNAPPING / ABDUCTION	33
LARCENY / THEFT OFFENSES	35

TABLE OF CONTENTS

VALUE OF PROPERTY STOLEN / RECOVERED	36
MOTOR VEHICLE THEFT	38
PORNOGRAPHY / OBSCENE MATERIAL	40
PROSTITUTION	42
ROBBERY	44
SEX OFFENSES (FORCIBLE)	46
SEX OFFENSES (NON-FORCIBLE)	48
STOLEN PROPERTY	50
WEAPON LAW VIOLATIONS	52
OFFENSES BY COUNTY AND AGENCY - REPORTED AND CLEARED	54
PROGRAMS OF INTEREST	313
DOMESTIC VIOLENCE	314
HATE / BIAS CRIME	316
DRIVING UNDER THE INFLUENCE	319
DUI ARRESTS BY AGE, SEX, AND RACE	320
DUI CONVICTIONS BY COUNTY	324
STATE ARREST DATA	328
STATE ARREST DATA - GROUP A & B OFFENSES	329
2014 TOTAL ARRESTS BY AGE	330
2014 TOTAL ARRESTS BY SEX	331
2014 TOTAL ARRESTS BY RACE	332
TOTAL ARRESTS BY COUNTY - ADULT AND JUVENILE	333
GROUP-A ARRESTS BY COUNTY MAP	374
GROUP-B ARRESTS BY COUNTY MAP	375

TABLE OF CONTENTS

2014 DRUG ARRESTS	376
BY AREA DEVELOPMENT DISTRICT AND DRUG TYPE	377
BY COUNTY AND DRUG TYPE	378
DRUG LAW ARRESTS BY COUNTY MAP	381
METHAMPHETAMINE LAB RESPONSE GRAPH	382
METHAMPHETAMINE LABS BY COUNTY MAP	383
LAW ENFORCEMENT EMPLOYEES	384
MUNICIPAL POLICE DEPARTMENTS	385
SHERIFF'S DEPARTMENTS	390
COUNTY POLICE DEPARTMENTS	392
DRUG TASK FORCES	393
OTHER LAW ENFORCEMENT AGENCIES	393
COLLEGES/SCHOOLS/UNIVERSITIES & STATE AGENCIES	394
LAW ENFORCEMENT OFFICERS KILLED OR ASSAULTED	395
KENTUCKY SUMMARY AGENCIES	397
ELECTRONIC FINGERPRINTS	400
GLOSSARY	403



COMMONWEALTH OF KENTUCKY
OFFICE OF THE GOVERNOR

STEVEN L. BESHEAR
GOVERNOR


700 CAPITOL AVENUE
SUITE 100
FRANKFORT, KY 40601
(502) 564-2611
FAX: (502) 564-2517

My Fellow Kentuckians:

Crime affects the lives of all Kentuckians. This 2014 **Crime in Kentucky** report presents a statewide overview of serious crimes that have occurred within our Commonwealth.

As concerned citizens, we strive to make our state a safer place to live. I hope that the information contained in this report will aid in your awareness of the reality of crime and the necessity for developing effective strategies to combat criminal acts.

It is extremely important for all citizens of Kentucky to become actively involved in crime prevention. As Governor, I urge you to continue to support our law enforcement officials in their daily fight against crime.



Sincerely,

A handwritten signature in black ink that reads "Steven L. Beshear".

Steven L. Beshear



Steven L. Beshear
Governor

KENTUCKY STATE POLICE
919 Versailles Road
Frankfort, Kentucky 40601
www.kentuckystatepolice.org

J. Michael Brown
Secretary

Rodney Brewer
Commissioner


The Honorable Steven L. Beshear
Governor of Kentucky
The Capitol
Frankfort, Kentucky 40601

Dear Governor Beshear:

In accordance with Chapter 17 of the Kentucky Revised Statutes, I am pleased to submit to you and the citizens of Kentucky the 45th annual Crime in Kentucky Report.

It should be noted that these crime statistics could not have been accurately compiled without the dedication and cooperation of all law enforcement agencies throughout the Commonwealth.

The Kentucky State Police pledges its continued support to improving the quality, accuracy, and timeliness of Kentucky's Uniform Crime Reporting System.



Respectfully submitted,

A handwritten signature in black ink that reads "Rodney Brewer". The signature is written in a cursive style.

Rodney Brewer
Commissioner

DEDICATION

We are very proud to report that in 2014, no Kentucky law enforcement officer had to pay the ultimate sacrifice of giving their life in the line of duty for the citizens of this great Commonwealth.

This book is dedicated to all of the law enforcement officers and support personnel that were dedicated to upholding the laws and serving the citizens of Kentucky. Their continued support and cooperation made possible the 2014 **Crime in Kentucky** publication.



2014

KENTUCKY CRIME FACTS

- 220,083 serious crimes were committed in 2014.
- A serious crime was committed every approximately every 2 minutes.
- Homicide offenses were committed approximately every 29 hours.
- Firearms were used in 63% of all homicides.
- Motor vehicle thefts were committed approximately every 1 hour.
- Forcible sex offenses were committed approximately every 1 hour.
- Robbery was committed approximately every 3 hours.
- 50% of violent crimes were solved.
- 890 police officers were assaulted.
- 26% of property crimes were solved.
- Property crimes outnumbered violent crimes by 3 to 1.
- There were 22,555 counts of DUI violations.
- There were 58,344 counts of drug violations.
- Arrests for crimes in 2014 totaled 358,423 counts.



**KENTUCKY'S
UNIFORM
CRIME
REPORTING
SYSTEM**

KENTUCKY'S UNIFORM CRIME REPORTING SYSTEM

Prior to July 1, 1987, Kentucky's Uniform Crime Reporting System was based on the accumulation of a monthly summary of criminal offenses and arrests by state and local law enforcement agencies. The data submitted was sufficient for broad analysis of general crime trends, however, it did not provide necessary tools for detailed studies required to meet the needs of criminal justice professionals, the law enforcement community, and Kentucky Legislators. **After July 1, 1987**, law enforcement agencies were required to submit "incident" information which differed from "summary" in that it provided full detail crime specifics. This marked the beginning of Kentucky's Incident Based Reporting System, which required the submission of either the Uniform Offense Report (UOR1) or the uniform data elements as contained in the statewide database. The state has been certified for National Incident Based Reporting System (NIBRS) reporting, which is already taking place in the majority of law enforcement agencies within Kentucky. As more agencies become technologically able to submit incident based information, our crime data will become more complete – thus greatly enhancing our query capabilities.

2011

Previous versions of the Crime in Kentucky publication have provided data in the format of Part I and Part II crimes. Definitions of Part I crimes were listed on individual offense pages and statistical information was provided with regard to the particular offense. In an effort to reflect the standards of reporting and information gathering that the FBI uses when compiling data, the Kentucky State Police repository has moved from a Part I and II crime reporting format to a Group-A and Group-B format. Any dramatic increases or decreases in numbers for this year compared to data provided prior to 2011 may be linked to this reason. It should be noted that summary agency data is not included in Group-A and Group-B format. There is a "Summary Agency" section located in the back of this publication for statistical purposes.

Group-A

Group-A Crimes consist of 22 categories and comprise the more serious offenses such as Homicide, Robbery, and Arson. Of these 22 Group-A categories, there are 46 subcategories that fall under them; this would include a breakdown of the serious offenses to describe the different types of crimes that fit into each category – As an example: Aggravated Assault, Simple Assault, and Intimidation all fall under the Assault Offense category. Impersonation, Welfare Fraud, and Wire Fraud would all fall under the Fraud Offense category.

Group-B

Group-B Crimes consist of the less severe offenses such as Bad Checks, Drunkenness, and Disorderly Conduct. This group contains 11 different categories, including **All Other Offenses** for those Group-B crimes that do not fall directly into a specified offense.

STATE OFFENSE DATA

Group-A Offenses	Offenses Reported			
Classification	2013	2014	Increase or Decrease	% of Total Offenses
Arson	436	388	-11.01%	0.18%
Assault Offenses	28,133	30,193	7.32%	13.72%
Bribery	65	452	595.38%	0.21%
Burglary/Breaking and Entering	19,422	21,278	9.56%	9.67%
Counterfeiting/Forgery	6,980	7,607	8.98%	3.46%
Destruction/Damage/Vandalism of Property	19,354	19,928	2.97%	9.05%
Drug/Narcotic Offenses	40,614	44,680	10.01%	20.30%
Embezzlement	0	0	0.00%	0.00%
Extortion/Blackmail	30	43	43.33%	0.02%
Fraud Offenses	7,614	8,813	15.75%	4.00%
Gambling Offenses	28	15	-46.43%	0.01%
Homicide Offenses	244	293	20.08%	0.13%
Kidnapping/Abduction	603	592	-1.82%	0.27%
Larceny/Theft Offenses	60,442	65,074	7.66%	29.57%
Motor Vehicle Theft	4,299	5,038	17.19%	2.29%
Pornography/Obscene Material	3,735	1,747	-53.23%	0.79%
Prostitution Offenses	222	177	-20.27%	0.08%
Robbery	1,944	2,496	28.40%	1.13%
Sex Offenses (Forcible)	4,488	4,779	6.48%	2.17%
Sex Offenses (Non-Forcible)	549	903	64.48%	0.41%
Stolen Property Offenses (Receiving, etc.)	3,348	3,355	0.21%	1.52%
Weapon Law Violations	2,183	2,232	2.24%	1.01%
Total Group-A Offenses	204,733	220,083	7.50%	100.00%

The total number of Group A crimes reported by law enforcement agencies in Kentucky during 2014 is shown in the chart above. These overall statistics reflect only offenses reported to or known by the police.

When making comparisons between years, the following should be taken into account: (1) Data is not inclusive of all offenses reported to the police; (2) Increases or decreases in the number of crimes reported can be attributed to a variety of factors, including methods of reporting and tabulating on the part of law enforcement agencies; (3) Differing levels of citizen awareness and their responsibility to report crimes have a direct impact on the number of reports received by police.

**OFFENSE DATA
COLLEGES AND UNIVERSITIES**

GROUP-A	Eastern KY University	KY State University	Morehead University	Murray St. University	Northern KY University	University of Kentucky	University of Louisville	Western KY University	Total
Arson	0	1	0	4	0	1	0	0	6
Assault Offenses	26	11	6	12	5	126	39	17	242
Bribery	0	0	0	0	1	0	0	0	1
Burglary / Breaking and Entering	43	3	35	13	1	27	36	19	177
Counterfeiting/Forgery	3	0	0	1	10	6	1	2	23
Destruction/Damage/Vandalism of Property	137	13	15	39	11	140	73	47	475
Drug/Narcotic Offenses	45	1	5	45	6	342	49	102	595
Embezzlement	0	0	0	0	0	0	0	0	0
Extortion/Blackmail	0	0	0	0	0	0	0	0	0
Fraud Offenses	4	1	2	1	2	47	17	3	77
Gambling Offenses	0	0	0	0	0	0	0	0	0
Homicide Offenses	0	0	0	0	0	0	0	0	0
Kidnapping/Abduction	0	0	0	0	1	0	0	0	1
Larceny/Theft Offenses	137	43	51	103	61	440	243	121	1,199
Motor Vehicle Theft	0	1	0	1	0	10	16	2	30
Pornography/Obscene Material	0	0	0	0	0	1	0	0	1
Prostitution Offenses	0	0	0	0	0	0	0	0	0
Robbery	5	1	0	0	0	4	8	1	19
Sex Offenses (Forcible)	6	0	1	8	5	9	0	0	29
Sex Offenses (Non-forcible)	0	0	0	0	0	0	0	0	0
Stolen Property Offenses (Receiving, etc.)	2	0	3	1	1	11	6	6	30
Weapon Law Violations	0	2	0	0	0	7	1	3	13
TOTAL GROUP-A OFFENSES	408	77	118	228	104	1,171	489	323	2,918

*The chart above shows Group-A offenses which were reported by college and university campuses with security/police departments.

KENTUCKY "CRIME INDEX" = 4,987

The crime index, or rate, is used nationally and is derived from the following formula:

Population divided by 100,000 = X

Number of offenses divided by X = Crime Index

Kentucky's crime index for 2014 is based on the current estimated population of 4.41 million.

**A SERIOUS CRIME OCCURS IN
KENTUCKY APPROXIMATELY
EVERY 2 MINUTES**

Below, Group-A offenses are shown for those cities with over 10,000 in population.

** The crime index number calculated above is based only on Group-A Offense data that was reported to the state.

** Some agencies within these cities submitted summary data for at least part of 2014 which is not included in the figures below.

CITIES	Arson	Assault Offenses	Bribery	Burglary / Breaking and Entering	Counterfeiting/Forgery	Destruction/Damage/Vandalism of Property	Drug/Narcotic Offenses	Embezzlement	Extortion/Blackmail	Fraud Offenses	Gambling Offenses	Homicide Offenses
Ashland	6	341	2	182	131	184	309	0	0	84	0	3
Bardstown	2	134	0	140	88	96	414	0	0	35	0	4
Berea	4	198	1	156	66	93	332	0	0	131	0	0
Bowling Green	3	1,179	2	600	206	1,107	1,226	0	0	335	1	6
Campbellsville	2	254	1	163	35	151	190	0	0	43	0	2
Covington	10	852	7	443	87	563	1,430	0	1	227	0	2
Danville	1	238	0	106	59	141	342	0	0	67	0	2
Elizabethtown	1	574	0	194	124	270	970	0	9	191	0	2
Erlanger	0	107	0	86	20	86	236	0	0	47	1	1
Florence	6	286	0	276	128	385	391	0	1	240	1	0
Fort Thomas	0	99	0	27	5	63	190	0	0	26	0	0
Frankfort	15	822	3	276	125	385	683	0	0	271	4	1
Georgetown	8	516	2	147	64	249	359	0	1	110	0	2
Glasgow	2	265	0	122	45	133	459	0	0	26	0	1
Henderson	0	725	1	284	121	437	540	0	0	97	0	3
Hopkinsville	3	522	6	290	66	350	845	0	2	133	1	9
Independence	5	131	0	64	10	62	166	0	0	38	0	2
Jeffersontown	0	87	0	130	24	113	24	0	0	38	0	0
Lawrenceburg	8	97	0	67	14	25	143	0	0	15	0	9
Lexington	46	3,999	3	2,538	1,492	4,359	3,381	0	8	1,363	2	21
Louisville	0	155	3	111	35	206	291	0	0	93	0	1
Lyndon	0	5	0	2	0	1	4	0	0	0	0	0
Madisonville	6	242	0	122	32	77	598	0	0	54	0	2
Mayfield	2	340	0	134	24	118	672	0	1	44	0	2
Mt. Washington	1	51	1	56	16	30	7	0	0	18	0	0
Murray	6	392	0	201	54	207	406	0	0	102	0	4
Newport	4	237	0	178	68	302	458	0	0	99	0	1
Nicholasville	5	314	1	325	54	212	583	0	0	141	0	1
Owensboro	9	1,135	1	527	114	731	1,731	0	1	103	0	5
Paducah	6	1,071	387	274	151	453	1,210	0	2	528	0	5
Radcliff	4	369	1	161	28	81	494	0	0	98	0	4
Richmond	10	715	2	448	351	516	1,231	0	0	153	0	6
Shelbyville	5	371	0	158	92	214	271	0	0	79	0	11
Shepherdsville	2	264	0	141	30	129	300	0	1	53	0	2
Shively	1	228	0	155	35	212	105	0	0	93	0	1
Somerset	3	146	0	282	158	90	586	0	0	81	0	3
St. Matthews	2	111	1	83	34	88	58	0	0	42	0	1
Winchester	0	19	0	100	25	26	39	0	0	18	0	0
Total	188	17,591	425	9,749	4,211	12,945	21,674	0	27	5,316	10	119

CONTINUED

Group-A offenses are shown for those cities with over 10,000 in population.

** Some agencies within these cities submitted summary data for at least part of 2014 which is not included in the figures below.

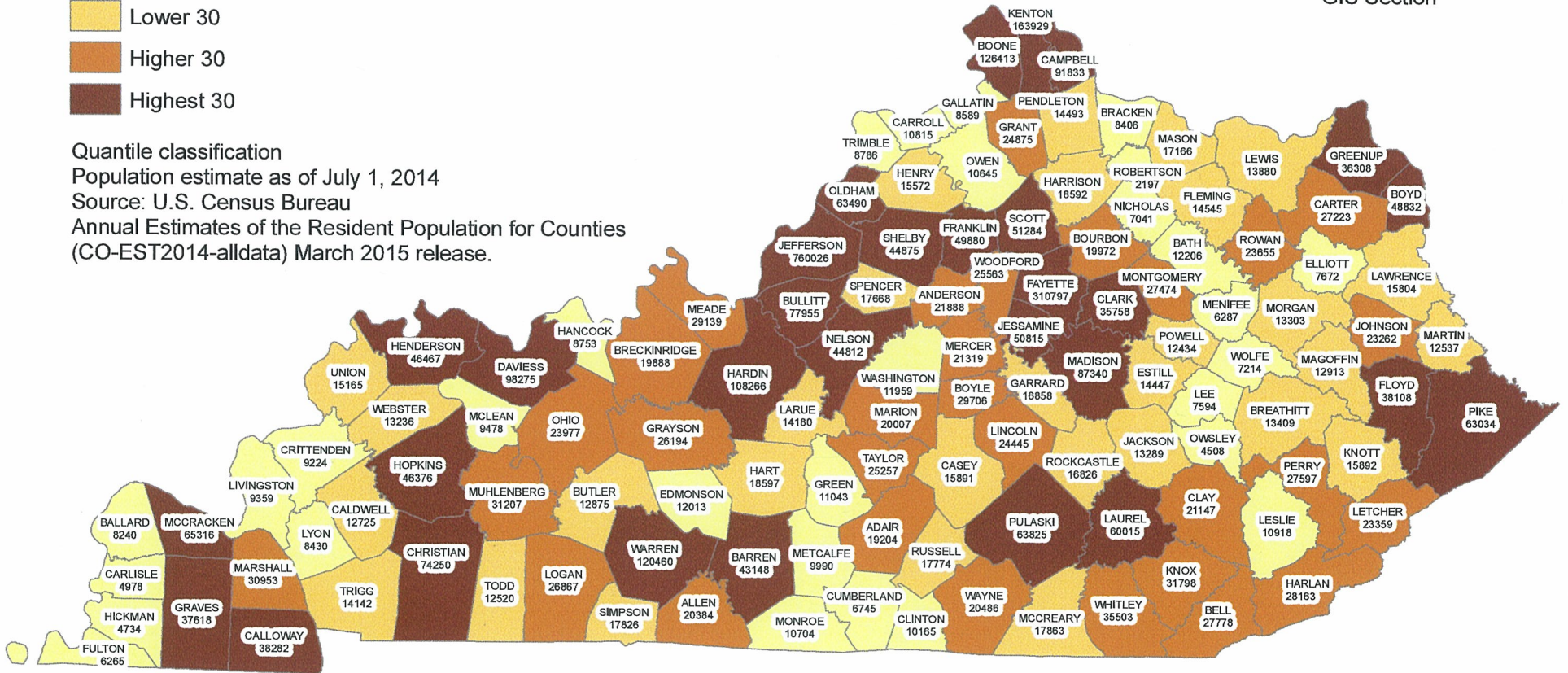
CITIES	Kidnapping/Abduction	Larceny/Theft Offenses	Motor Vehicle Theft	Pornography/Obscene Material	Prostitution Offenses	Robbery	Sex Offenses, Forcible	Sex Offenses, Non-Forcible	Stolen Property Offenses (Receiving, etc.)	Weapon Law Violations	Total
Ashland	4	1,053	46	8	3	18	28	1	70	20	2,493
Bardstown	8	302	18	1	0	7	20	2	26	16	1,313
Berea	5	330	17	29	0	3	65	67	15	7	1,519
Bowling Green	23	3,319	163	29	2	78	160	8	112	52	8,611
Campbellsville	7	445	31	8	0	6	73	10	22	13	1,456
Covington	12	1,266	119	10	42	104	83	10	115	61	5,444
Danville	5	386	14	5	0	18	33	1	24	11	1,453
Elizabethtown	10	1,060	47	10	2	9	46	6	51	37	3,613
Erlanger	4	431	28	2	0	13	21	2	13	5	1,103
Florence	9	1,803	79	16	1	40	67	17	109	18	3,873
Fort Thomas	0	105	2	0	0	0	2	2	8	3	532
Frankfort	15	1,160	87	10	0	52	100	8	42	25	4,084
Georgetown	6	758	38	39	0	30	51	3	42	22	2,447
Glasgow	2	454	43	111	0	7	18	2	24	16	1,730
Henderson	11	990	65	40	3	13	48	3	48	22	3,451
Hopkinsville	10	990	58	21	2	47	89	21	36	102	3,603
Independence	1	218	10	9	0	3	43	3	9	8	782
Jeffersonton	1	545	35	0	0	23	13	0	12	4	1,049
Lawrenceburg	4	140	8	0	0	3	14	4	14	13	578
Lexington	95	11,006	1,024	74	63	593	366	35	341	248	31,057
Louisville	2	866	42	44	0	24	8	1	31	18	1,931
Lyndon	0	3	0	0	0	0	0	0	0	0	15
Madisonville	7	390	54	6	2	4	23	2	36	34	1,691
Mayfield	4	343	17	2	0	5	12	0	32	37	1,789
Mt. Washington	0	115	17	0	0	2	3	0	2	1	320
Murray	6	657	42	6	2	11	44	9	33	21	2,203
Newport	3	834	53	1	0	35	46	8	62	17	2,406
Nicholasville	9	1,045	53	45	0	32	41	2	106	19	2,988
Owensboro	11	2,401	143	92	0	49	133	12	42	49	7,289
Paducah	16	1,623	84	10	5	47	77	4	42	67	6,062
Radcliff	6	471	16	28	0	16	47	3	25	22	1,874
Richmond	15	1,674	83	12	2	72	64	4	135	41	5,534
Shelbyville	8	583	38	2	0	18	14	1	21	15	1,901
Shepherdsville	5	449	62	1	1	13	32	4	24	13	1,526
Shively	2	427	69	0	2	45	17	1	29	17	1,439
Somerset	5	1,000	48	3	0	21	44	58	21	28	2,577
St. Matthews	2	546	31	114	0	22	0	0	10	3	1,148
Winchester	2	154	7	92	0	3	9	2	8	1	505
Total	335	40,342	2,791	880	132	1,486	1,954	316	1,792	1,106	123,389

Total county population ranking

- Lowest 30
- Lower 30
- Higher 30
- Highest 30

Quantile classification
 Population estimate as of July 1, 2014
 Source: U.S. Census Bureau
 Annual Estimates of the Resident Population for Counties
 (CO-EST2014-alldata) March 2015 release.

Kentucky State Police
 Criminal Identification and Records Branch
 GIS Section



Year 2014

Total Population by County

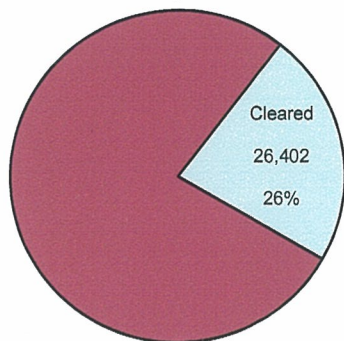
CLEARANCE RATES

Clearance rates are the percentages of cases cleared (through arrest or exceptional means) when compared with the total number of offenses reported to or known by the police. As shown in the chart, clearance rates for property crimes are traditionally low. With the exception of robbery, clearance rates for violent crimes are high. High clearance rates for murder, rape, and assault are attributable to the fact that the perpetrator is known, recognizable, or in some way usually associated with the victim. Low clearance rates for property crimes can be attributed to the difficulty of the victim identifying the perpetrator.

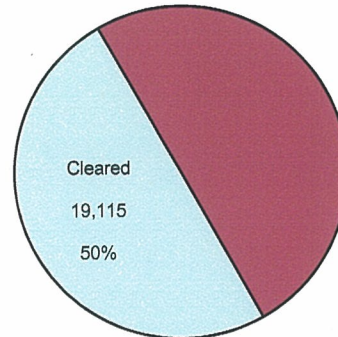
The pie charts below depict the relative clearance rates of property versus violent Group A crimes.

Property Crimes Outnumbered Violent Crimes approximately 3 to 1

PROPERTY CRIMES
 Arson, Burglary, Destruction of Property, Larceny, Motor Vehicle Theft, Stolen Property
TOTAL OFFENSES
115,742



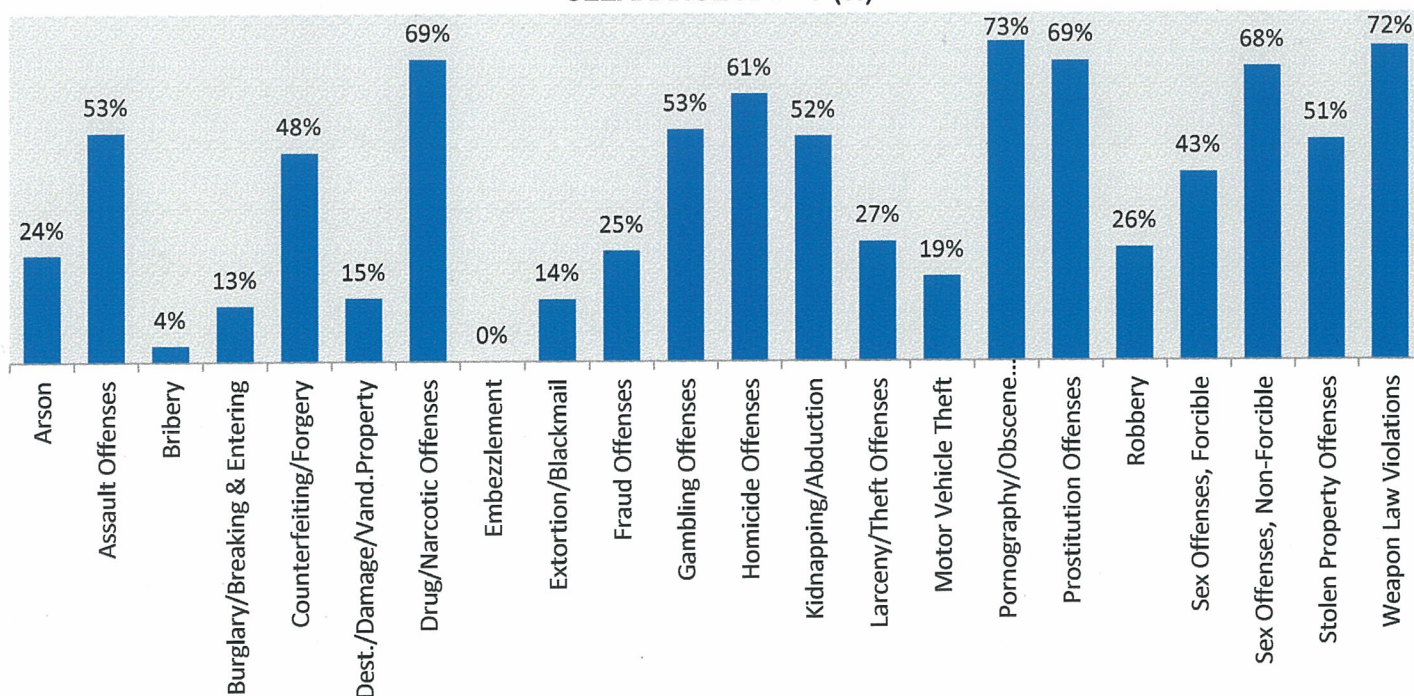
VIOLENT CRIMES
 Assault, Homicide, Kidnapping/Abduction, Robbery, Sex Offenses (Forcible)
TOTAL OFFENSES
38,353



VS.

The graph below depicts relative clearance rates for each of the 22 Group-A crimes.

CLEARANCE RATES (%)



* Note: Offense numbers for agencies that submitted data via their own Incident Based Reporting System are included in the total number of offenses, but are not included in the clearance rate.

ARSON

DEFINITION

Arson includes any willful or malicious burning or attempt to burn (with or without intent to defraud) a residence, public building, motor vehicle or aircraft, personal property of another, etc. Only fires determined to have been willfully or maliciously set are classified as arson.

NUMBER OF ARSONS	CLEARED	CLEARANCE RATE
388	95	24%

The chart below shows the number of arsons by property classification, and the estimated value of property damage or destruction.

ARSON WAS COMMITTED APPROXIMATELY EVERY 22 HOURS

PROPERTY CLASSIFICATION	NUMBER OF PROPERTIES DAMAGED	ESTIMATED VALUE OF PROPERTY DAMAGED
Single Occupancy Residential (Houses, Townhouses, Duplexes, etc.)	148	\$ 4,772,156.01
Other Residential (Apartments, Flats, Hotels, Motels, Dorms, etc.)	42	\$ 614,005.00
Storage (Barns, Garages, Warehouses, etc.)	12	\$ 193,003.00
Other Commercial (Stores, Restaurants, Offices, etc.)	18	\$ 1,628,015.00
Community/Public (Churches, Jails, Schools, Colleges, Hospitals, etc.)	7	\$ 209,503.00
All Other Structures (Outbuildings, Monuments, Buildings under Construction, etc.)	21	\$ 252,508.00
TOTAL STRUCTURE	248	\$ 7,669,190.01
Motor Vehicles (Autos, Trucks, Buses, Motorcycles, etc.)	60	\$ 341,799.81
Other Mobile Property (Trailers, Recreational Vehicles, Airplanes, Boats, etc.)	3	\$ 80,000.00
TOTAL MOBILE	63	\$ 421,799.81
Clothes/Furs/Merchandise/Household & Consumable Goods/Radios, TV's, and Electronics	29	\$ 26,420.85
Crops	2	\$ 14,250.00
Equipment - Construction/Industrial/Farming/Manufacturing/Lawn	11	\$ 123,014.00
Fuel	1	\$ 30.00
Tools (Hand Tools and Power Tools)	1	\$ 350.00
Other	33	\$ 33,938.50
TOTAL OTHER	77	\$ 198,003.35
GRAND TOTAL	388	\$ 8,288,993.17

*Definitions acquired from the U.S. Department of Justice publication: August 2000 National Incident Based Reporting System-Volume 1

*Note: Offense numbers for agencies that submitted data via their own Incident Based Reporting System are included in the total number of offenses, but are not included in the categorical breakdown nor the clearance rate.

ASSAULT

DEFINITION

An unlawful attack by one person upon another.

NUMBER OF ASSAULTS	CLEARED	CLEARANCE RATE
30,193	15,914	53%

ASSAULT WAS COMMITTED APPROXIMATELY EVERY 17 MINUTES

BREAKDOWN	# OF OFFENSES	CLEARED	CLEARANCE RATE
AGGRAVATED ASSAULT	3,082	1,956	63%
SIMPLE ASSAULT	14,178	8,215	58%
INTIMIDATION	9,891	5,743	58%

Aggravated Assault is an unlawful attack by one person upon another wherein the offender uses a weapon or displays it in a threatening manner, or the victim suffers obvious severe or aggravated bodily injury involving apparent broken bones, loss of teeth, possible internal injury, severe laceration, or loss of consciousness.

WEAPONS USED IN AGGRAVATED ASSAULT		
WEAPON TYPE	NUMBER	% OF TOTAL
FIREARMS	297	9%
KNIVES	487	15%
PERSONAL WEAPONS	1,468	45%
OTHER WEAPONS	1,036	32%
TOTAL	3,288	100%

*Definitions acquired from the U.S. Department of Justice publication: August 2000 National Incident Based Reporting System-Volume 1

*Note: Offense numbers for agencies that submitted data via their own Incident Based Reporting System are included in the total number of offenses, but are not included in the categorical breakdown nor the clearance rate.

BRIBERY

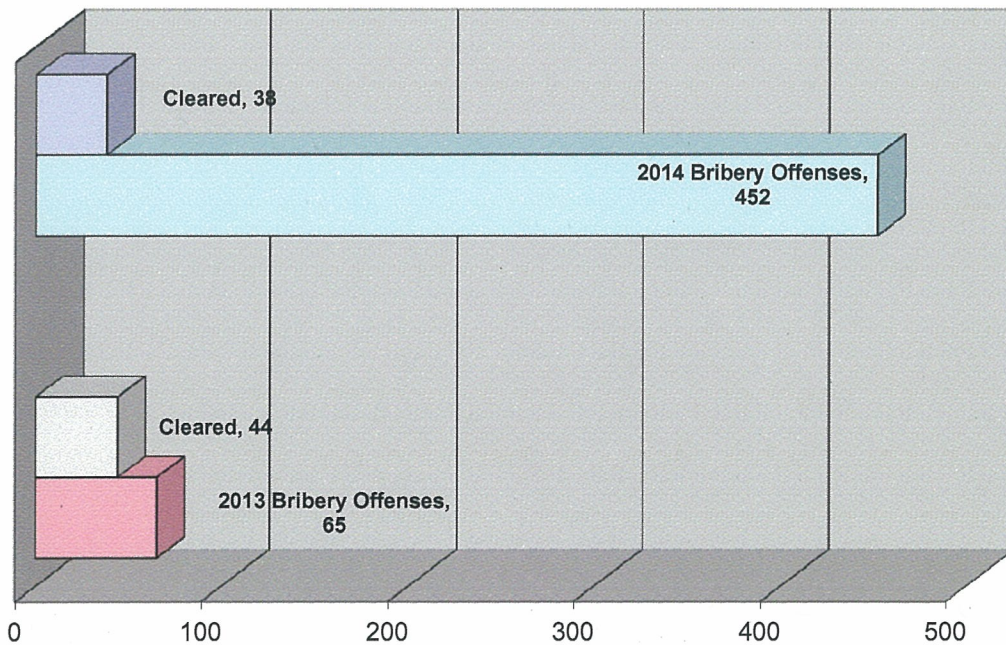
DEFINITION

The offering, giving, receiving, or soliciting of anything of value (i.e., a bribe, gratuity, or kickback) to sway the judgment or action of a person in a position of trust or influence.

NUMBER OF BRIBERY OFFENSES	CLEARED	CLEARANCE RATE
452	38	8%

BRIBERY WAS COMMITTED APPROXIMATELY EVERY 19 HOURS

PREVIOUS YEAR COMPARISON



*Definitions acquired from the U.S. Department of Justice publication: August 2000 National Incident Based Reporting System-Volume 1

*Note: Offense numbers for agencies that submitted data via their own Incident Based Reporting System are included in the total number of offenses, but are not included in the clearance rate.

BURGLARY / BREAKING AND ENTERING

DEFINITION

The unlawful entry into a building or other structure with the intent to commit a felony or a theft.

NUMBER OF BURGLARY/BREAKING AND ENTERING OFFENSES	CLEARED	CLEARANCE RATE
21,278	2,707	13%

**BURGLARY / BREAKING AND ENTERING WAS
COMMITTED APPROXIMATELY EVERY 24 MINUTES**

THE COST OF BURGLARY

Burglary is a crime of opportunity and is most likely to occur when a home or business is not occupied. The burglaries have been separated into residential and non-residential categories. The totals listed below include both day and night occurrences, and the value of property losses reported.

CLASSIFICATION	NUMBER OF OFFENSES	PERCENT OF DISTRIBUTION	TOTAL VALUE	AVERAGE VALUE
- RESIDENTIAL -				
NIGHT	4,361	26%	\$ 6,769,467.41	\$ 1,552.27
DAY	7,550	45%	\$ 17,727,376.88	\$ 2,348.00
UNKNOWN	209	1%	\$ 627,131.41	\$ 3,000.63
SUBTOTAL	12,120	73%	\$ 25,123,975.70	\$ 2,072.94
- NON-RESIDENTIAL -				
NIGHT	2,466	15%	\$ 5,244,585.38	\$ 2,126.76
DAY	2,028	12%	\$ 4,721,492.45	\$ 2,328.15
UNKNOWN	84	1%	\$ 178,343.84	\$ 2,123.14
SUBTOTAL	4,578	27%	\$ 10,144,421.67	\$ 2,215.91
TOTAL	16,698	100%	\$ 35,268,397.37	\$ 2,112.13

*Definitions acquired from the U.S. Department of Justice publication: August 2000 National Incident Based Reporting System-Volume 1

*Note: Offense numbers for agencies that submitted data via their own Incident Based Reporting System are included in the total number of offenses, but are not included in the categorical breakdown nor the clearance rate.

COUNTERFEITING / FORGERY

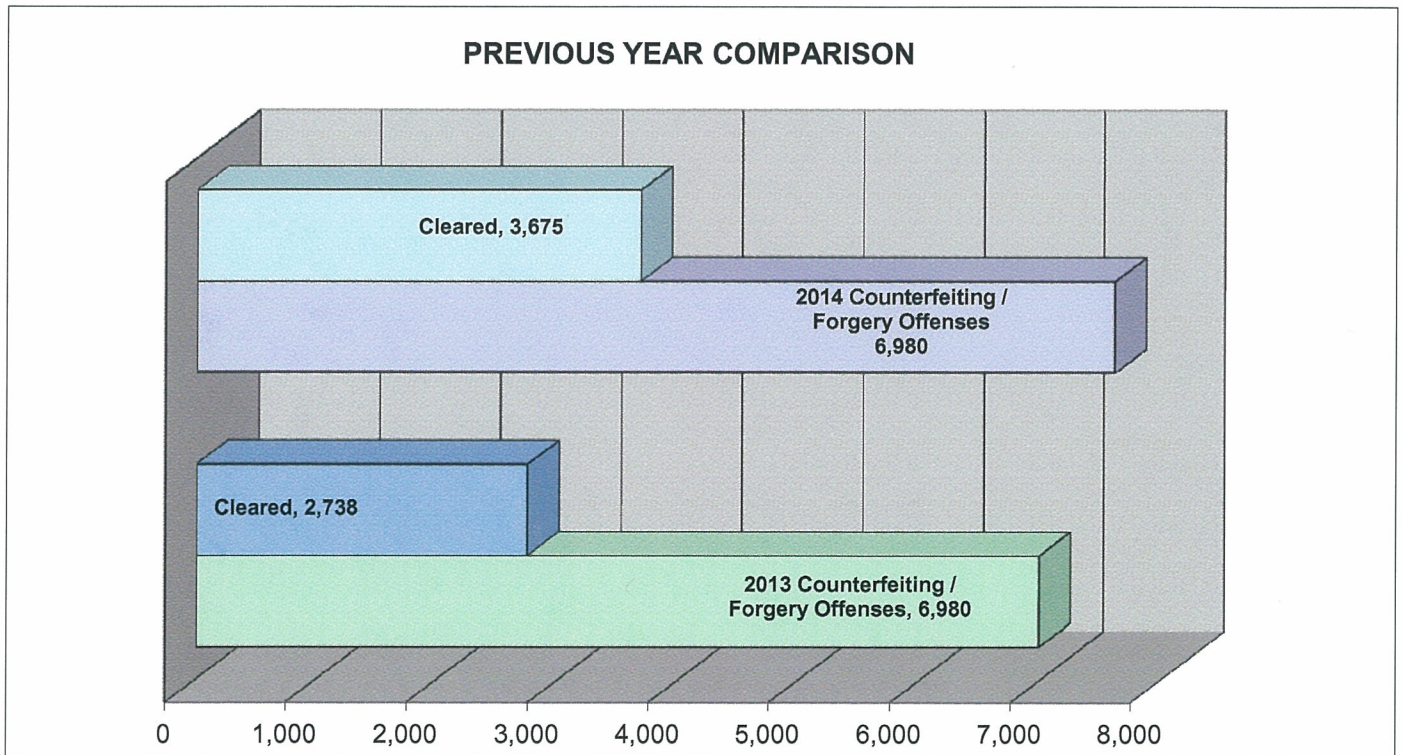
DEFINITION

The altering, copying, or imitation of something, without authority or right, with the intent to deceive or defraud by passing the copy or thing altered or imitated as that which is original or genuine or the selling, buying, or possession of an altered, copied, or imitated thing with the intent to deceive or defraud.

NUMBER OF COUNTERFEITING/FORGERY OFFENSES	CLEARED	CLEARANCE RATE
7,607	3,675	48%

**COUNTERFEITING/FORGERY OFFENSES WERE
COMMITTED APPROXIMATELY EVERY 1 HOUR**

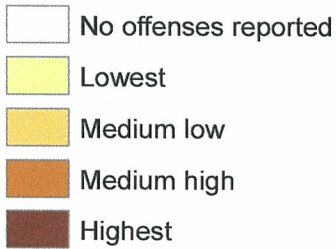
PREVIOUS YEAR COMPARISON



*Definitions acquired from the U.S. Department of Justice publication: August 2000 National Incident Based Reporting System-Volume 1

*Note: Offense numbers for agencies that submitted data via their own Incident Based Reporting System are included in the total number of offenses, but are not included in the clearance rate.

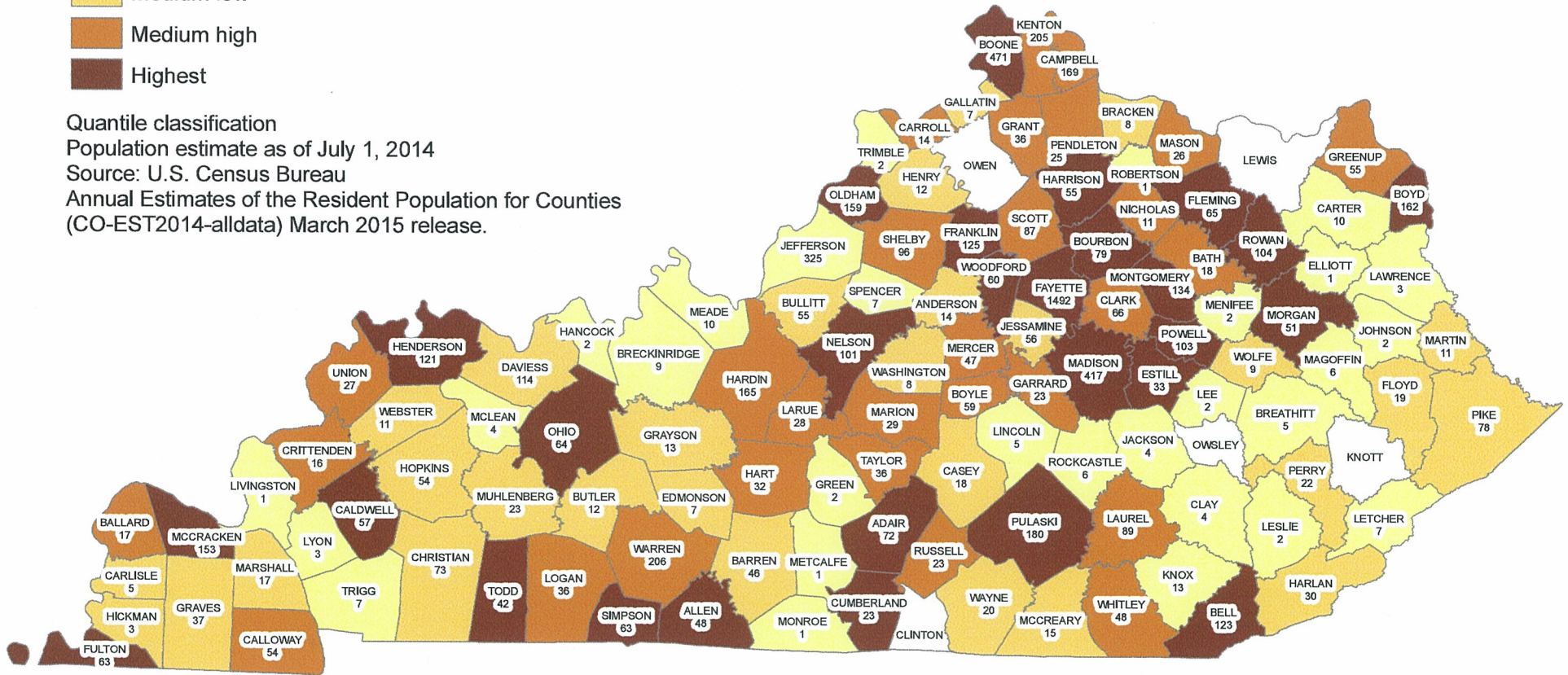
Per capita rate ranking



Kentucky State Police
Criminal Identification and Records Branch
GIS Section

Quantile classification
Population estimate as of July 1, 2014
Source: U.S. Census Bureau
Annual Estimates of the Resident Population for Counties
(CO-EST2014-alldata) March 2015 release.

108



Year 2014

Counterfeiting / Forgery Offenses by County

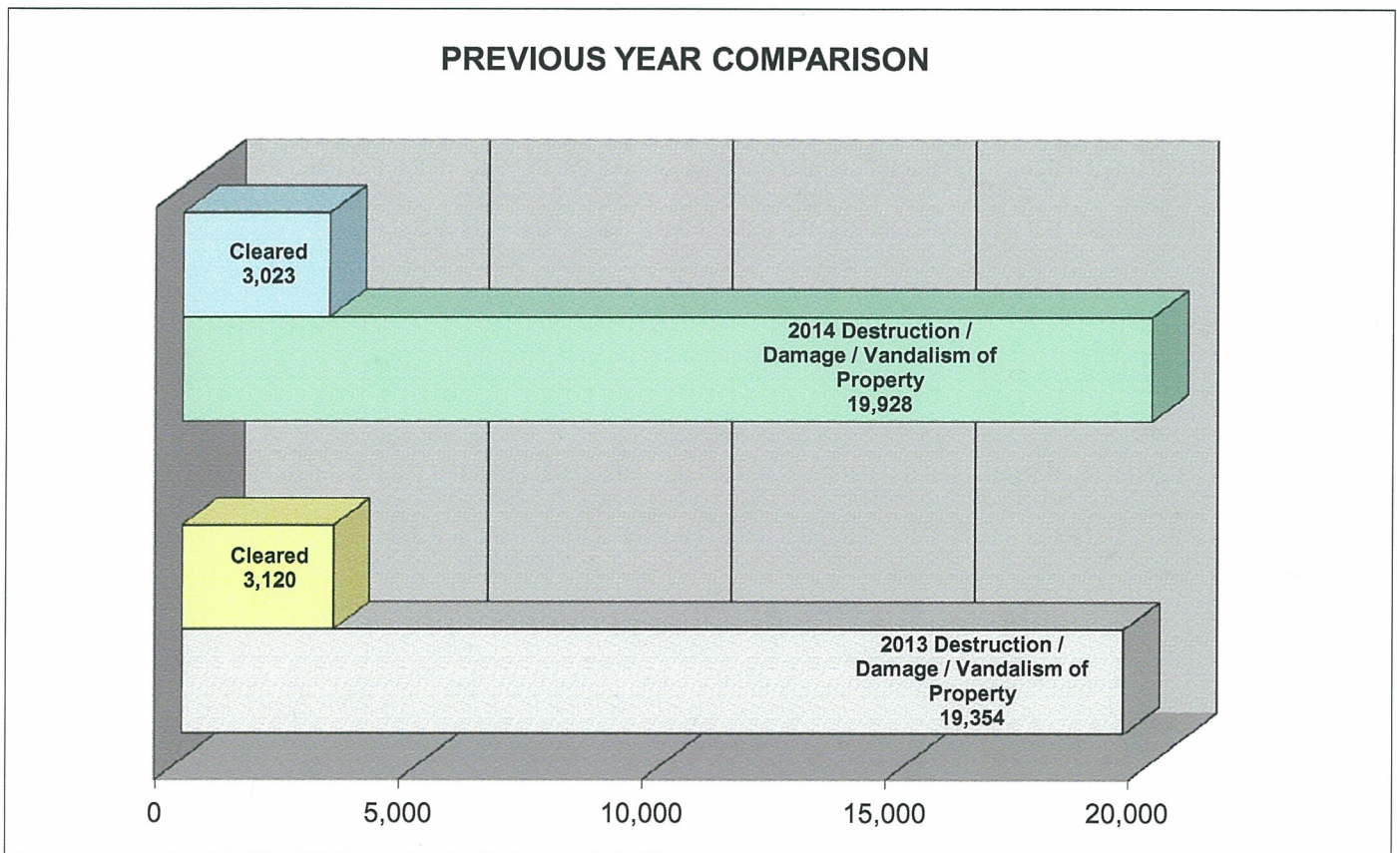
DESTRUCTION / DAMAGE / VANDALISM OF PROPERTY

DEFINITION

To willfully or maliciously destroy, damage, deface, or otherwise injure real or personal property without the consent of the owner or the person having custody or control of it.

NUMBER OF DESTRUCTION / DAMAGE / VANDALISM OF PROPERTY OFFENSES	CLEARED	CLEARANCE RATE
19,928	3,023	15%

**DESTRUCTION / DAMAGE / VANDALISM OF PROPERTY OFFENSES
WERE COMMITTED APPROXIMATELY EVERY 26 MINUTES**



*Definitions acquired from the U.S. Department of Justice publication: August 2000 National Incident Based Reporting System-Volume 1

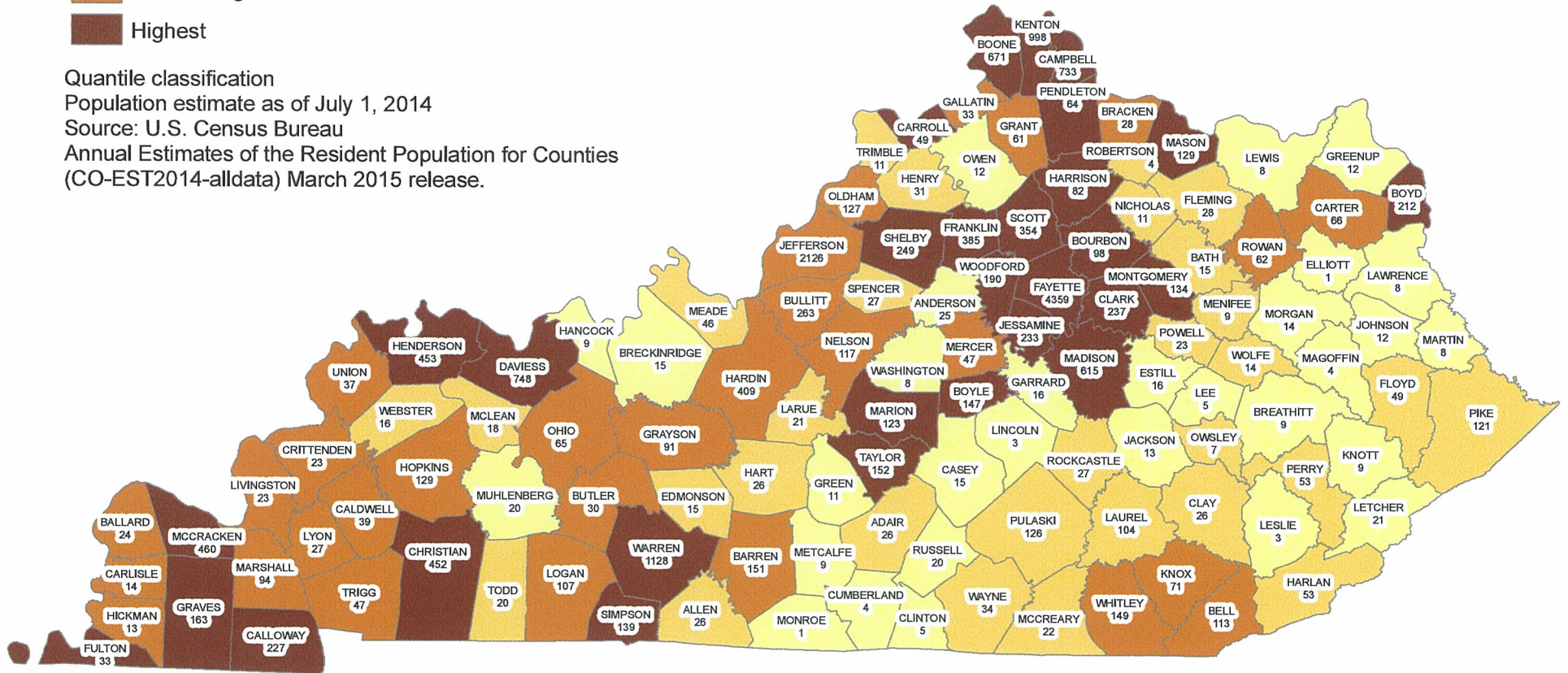
*Note: Offense numbers for agencies that submitted data via their own Incident Based Reporting System are included in the total number of offenses, but are not included in the clearance rate.

Per capita rate ranking



Kentucky State Police
Criminal Identification and Records Branch
GIS Section

Quantile classification
Population estimate as of July 1, 2014
Source: U.S. Census Bureau
Annual Estimates of the Resident Population for Counties
(CO-EST2014-alldata) March 2015 release.



20

Year 2014

Destruction / Damage / Vandalism of Property Offenses by County

DRUG / NARCOTIC OFFENSES

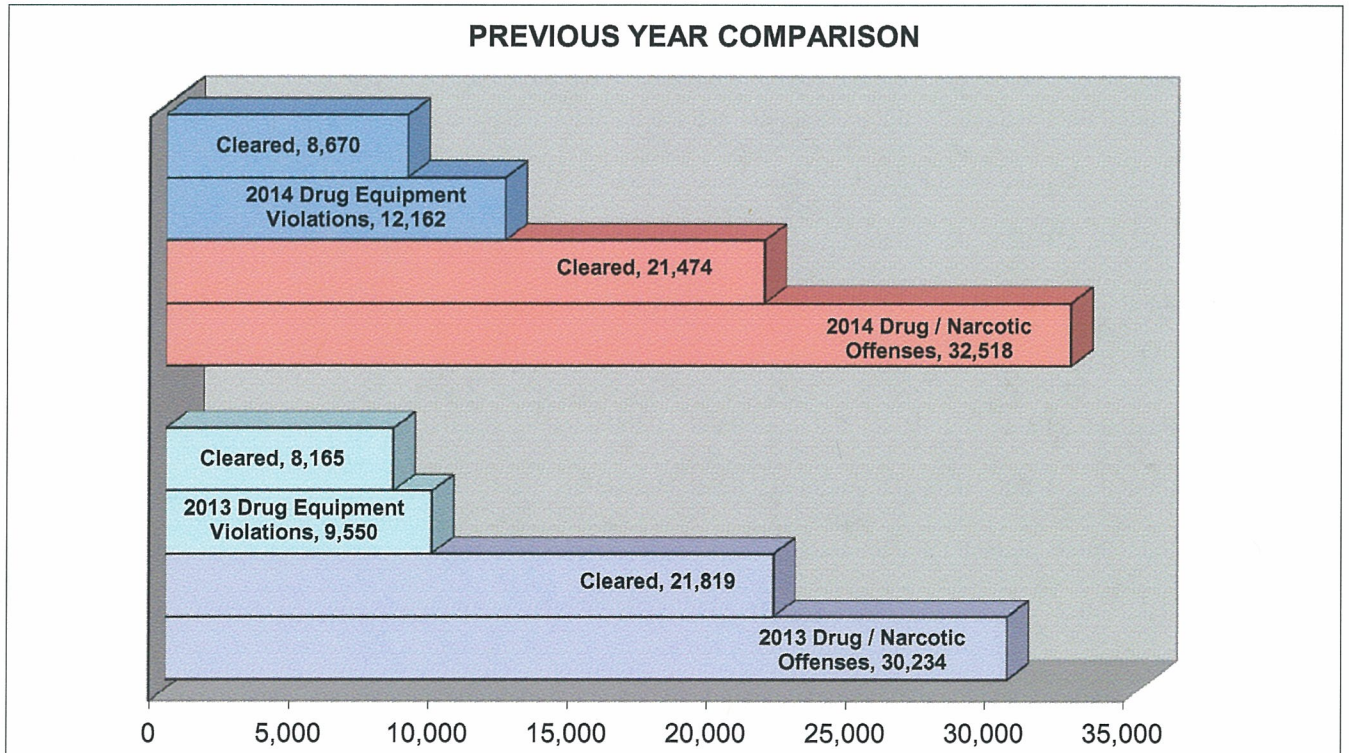
DEFINITION

The violation of laws prohibiting the production, distribution, and/or use of certain controlled substances and the equipment or devices utilized in their preparation and/or use.

NUMBER OF DRUG/NARCOTIC VIOLATIONS	CLEARED	CLEARANCE RATE
32,518	21,474	66%

**DRUG/NARCOTIC OFFENSES WERE
COMMITTED APPROXIMATELY EVERY 11 MINUTES**

NUMBER OF DRUG EQUIPMENT VIOLATIONS	CLEARED	CLEARANCE RATE
12,162	8,670	71%



*Definitions acquired from the U.S. Department of Justice publication: August 2000 National Incident Based Reporting System-Volume 1

*Note: Offense numbers for agencies that submitted data via their own Incident Based Reporting System are not included in the categorical breakdown of offenses on this page.

EMBEZZLEMENT

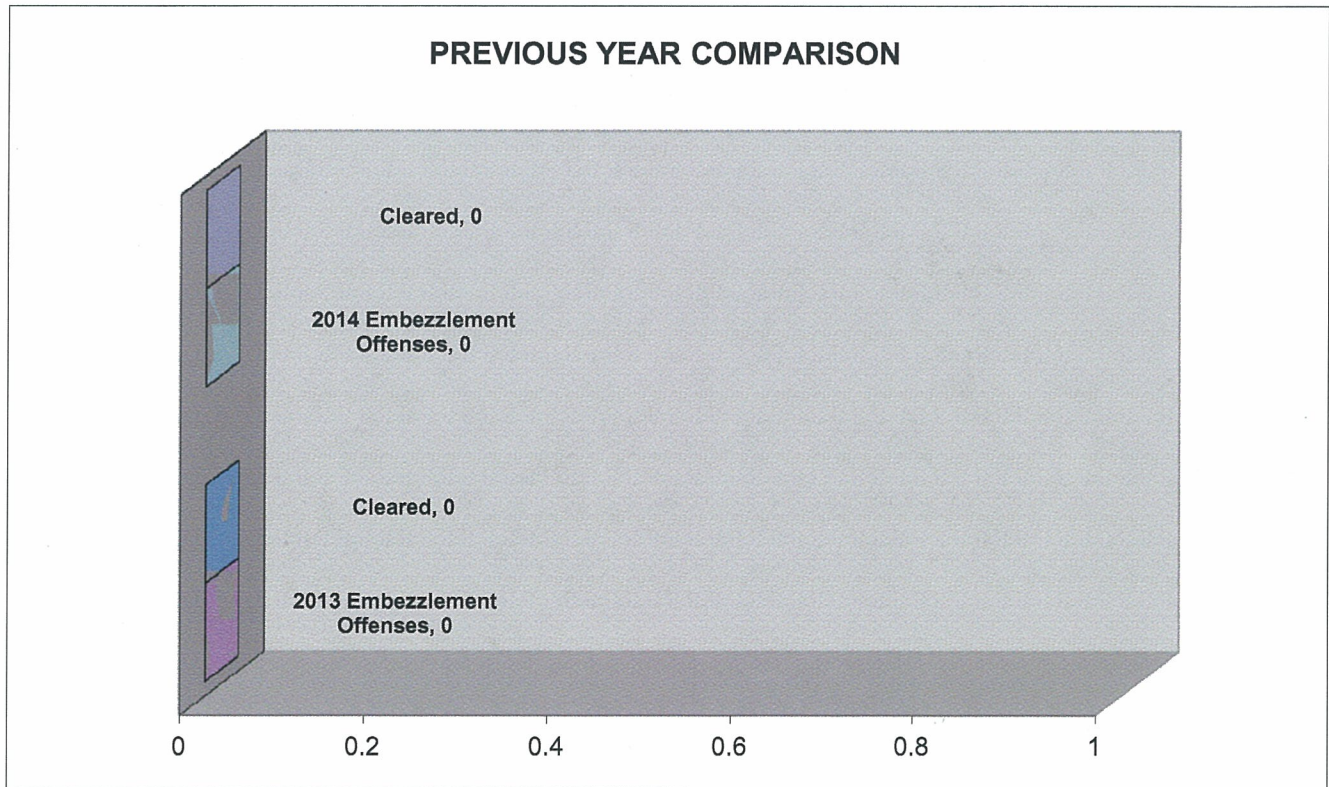
DEFINITION

The unlawful misappropriation by an offender to his/her own use or purpose of money, property, or some other thing of value entrusted to his/her care, custody, or control.

NUMBER OF EMBEZZLEMENT OFFENSES	CLEARED	CLEARANCE RATE
0	0	0%

** Disclaimer

There is a variation between embezzlement numbers prior to the 2011 publication compared to previous years because of the way the offense is considered in Group-A crimes versus Part-I crimes. As an example, Kentucky sees the scenario of an employee stealing an item under \$300.00 in value to be Theft By Unlawful Taking; the FBI, however, considers it to be Embezzlement because the offender was an employee of the victim at the time of the offense. As a result of this form of reporting, there is no data to represent Embezzlement for NIBRS beyond the 2010 publication. Any numbers that would fall into the embezzlement category for the FBI are grouped with larceny offenses.

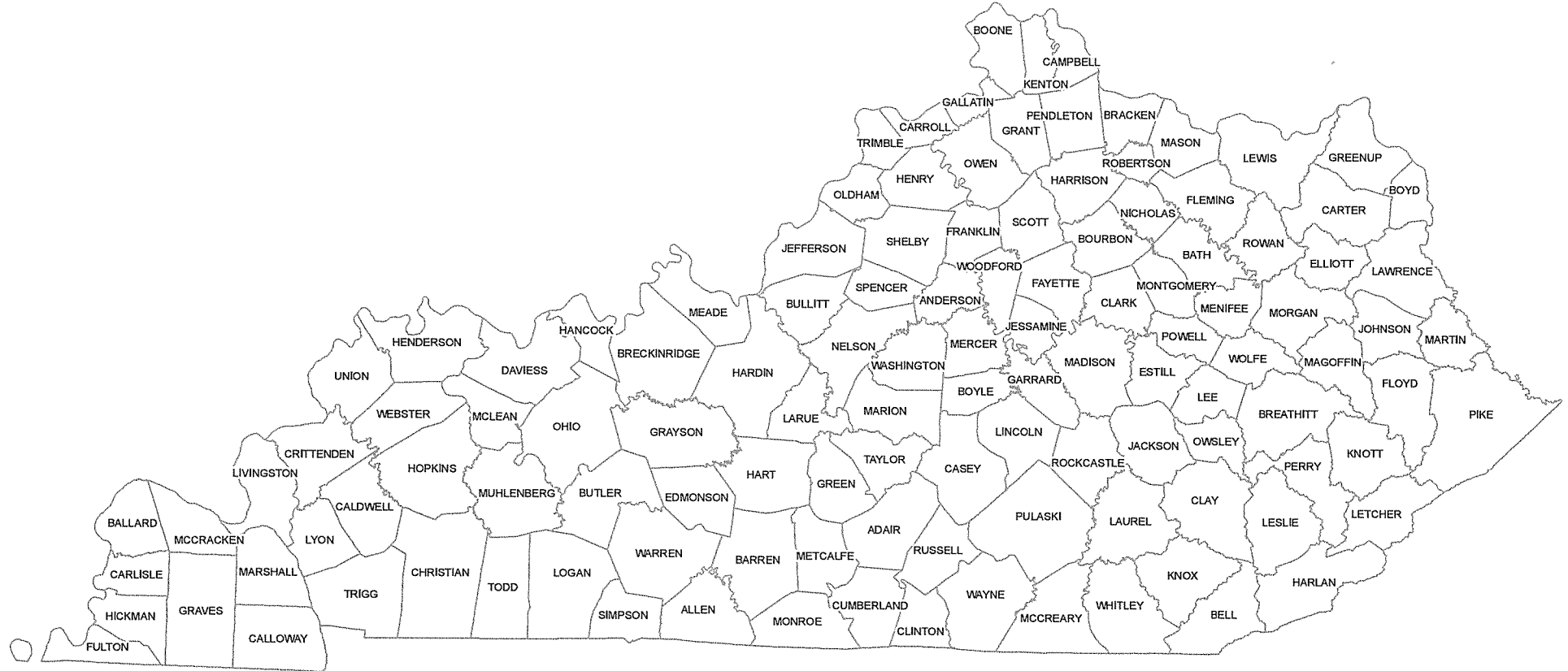


*Definitions acquired from the U.S. Department of Justice publication: August 2000 National Incident Based Reporting System-Volume I

Per capita rate ranking

☐ No offenses reported

Kentucky State Police
Criminal Identification and Records Branch
GIS Section



24

Year 2014

Embezzlement Offenses by County

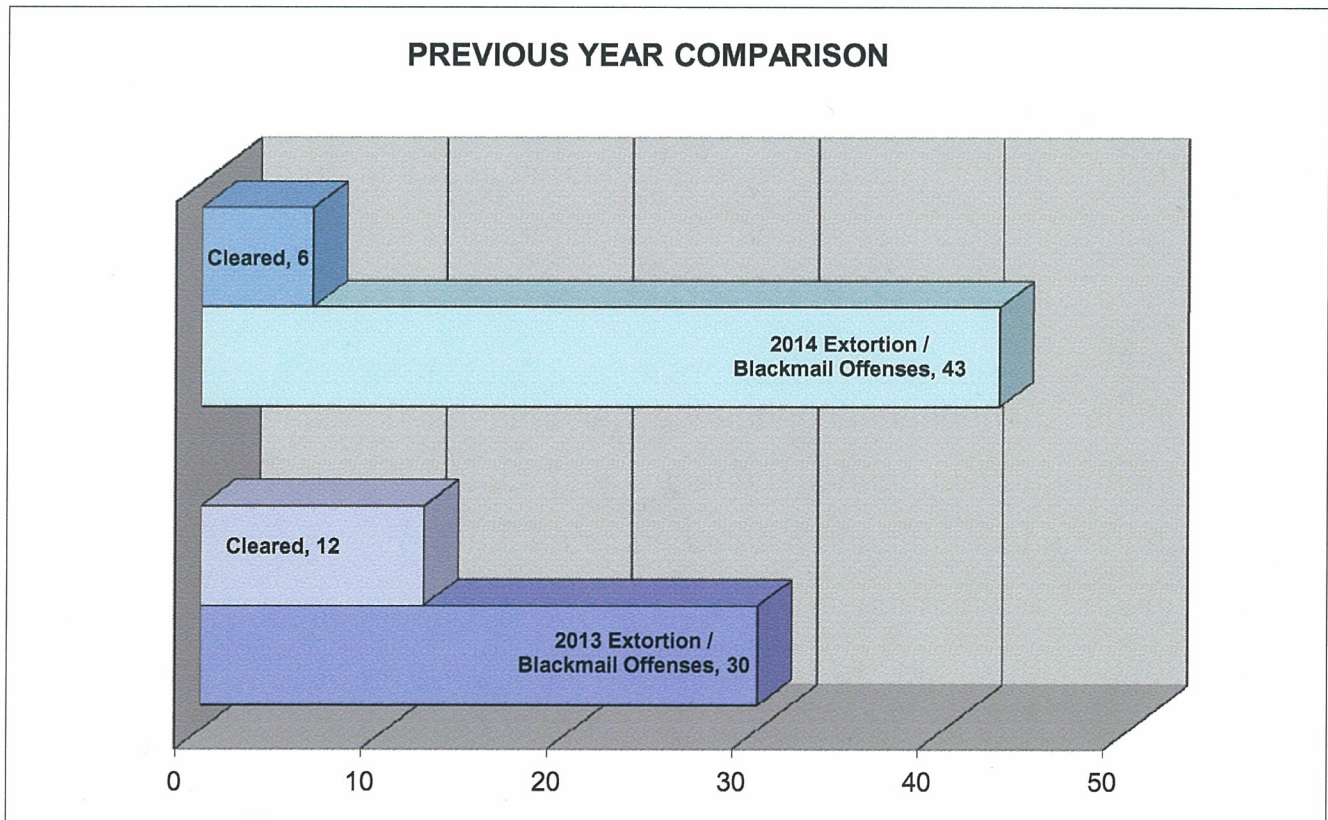
EXTORTION / BLACKMAIL

DEFINITION

To unlawfully obtain money, property, or any other thing of value, either tangible or intangible, through the use or threat of force, misuse of authority, threat of criminal prosecution, threat of destruction of reputation or social standing, or through other coercive means.

NUMBER OF EXTORTION / BLACKMAIL OFFENSES	CLEARED	CLEARANCE RATE
43	6	14%

**EXTORTION / BLACKMAIL OFFENSES
WERE COMMITTED APPROXIMATELY EVERY 8.5 DAYS**



*Definitions acquired from the U.S. Department of Justice publication: August 2000 National Incident Based Reporting System-Volume 1

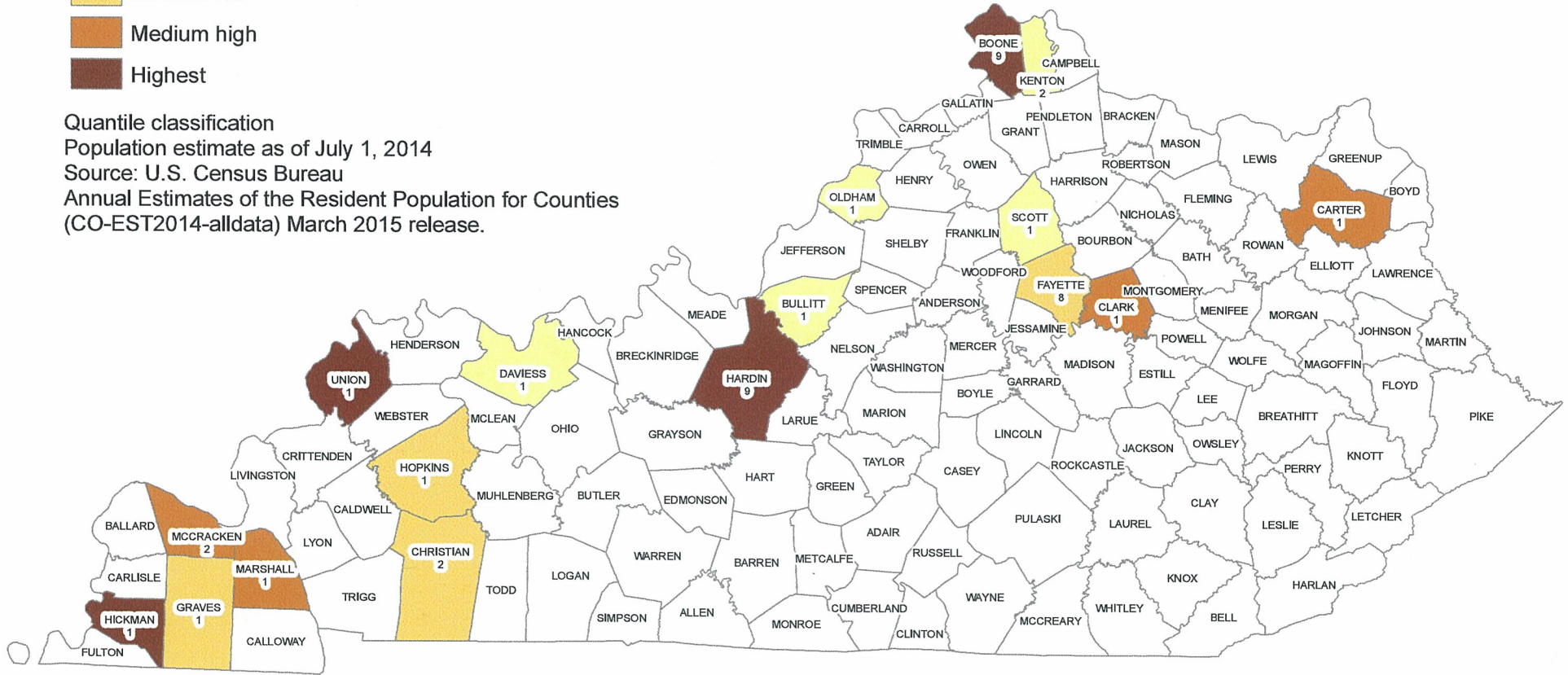
*Note: Offense numbers for agencies that submitted data via their own Incident Based Reporting System are included in the total number of offenses, but are not included in the clearance rate.

Per capita rate ranking

- No offenses reported
- Lowest
- Medium low
- Medium high
- Highest

Kentucky State Police
Criminal Identification and Records Branch
GIS Section

Quantile classification
Population estimate as of July 1, 2014
Source: U.S. Census Bureau
Annual Estimates of the Resident Population for Counties
(CO-EST2014-alldata) March 2015 release.



26

Year 2014

Extortion / Blackmail Offenses by County

FRAUD OFFENSES

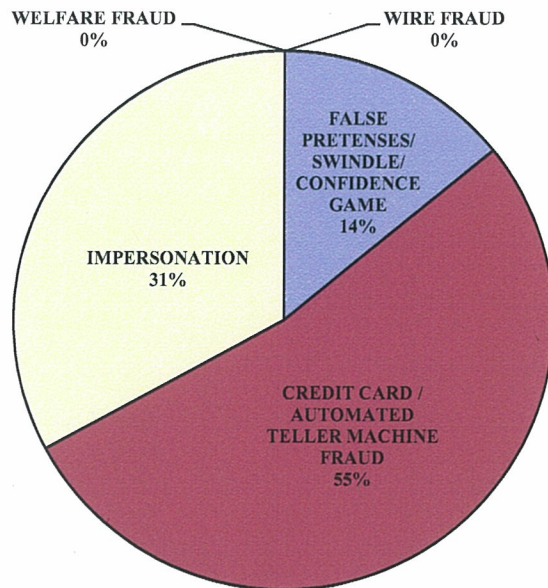
DEFINITION

The intentional perversion of the truth for the purpose of inducing another person or other entity in reliance upon it to part with something of value or to surrender a legal right.

NUMBER OF FRAUD OFFENSES	CLEARED	CLEARANCE RATE
8,813	2,238	25%

FRAUD WAS COMMITTED APPROXIMATELY EVERY 59 MINUTES

BREAKDOWN	# OF OFFENSES	# CLEARED	CLEARANCE RATE
FALSE PRETENSES / SWINDLE/CONFIDENCE GAME	1,131	612	54%
CREDIT CARD/AUTOMATED TELLER MACHINE FRAUD	4,246	897	21%
IMPERSONATION	2,634	729	28%
WELFARE FRAUD	0	0	0%
WIRE FRAUD	0	0	0%



*Definitions acquired from the U.S. Department of Justice publication: August 2000 National Incident Based Reporting System-Volume 1

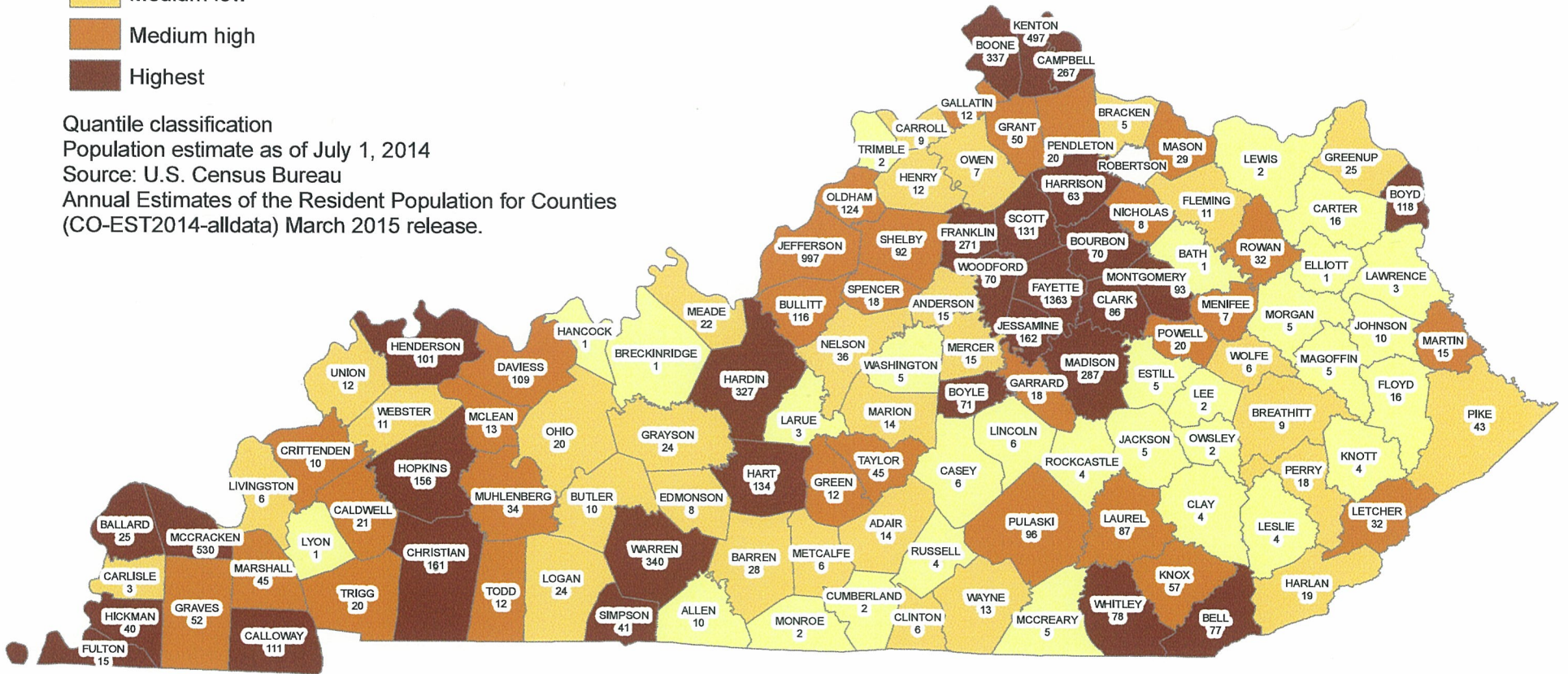
*Note: Offense numbers for agencies that submitted data via their own Incident Based Reporting System are included in the total number of offenses, but are not included in the categorical breakdown nor the clearance rate.

Per capita rate ranking

- No offenses reported
- Lowest
- Medium low
- Medium high
- Highest

Kentucky State Police
Criminal Identification and Records Branch
GIS Section

Quantile classification
Population estimate as of July 1, 2014
Source: U.S. Census Bureau
Annual Estimates of the Resident Population for Counties
(CO-EST2014-alldata) March 2015 release.



28

Year 2014

Fraud Offenses by County

GAMBLING OFFENSES

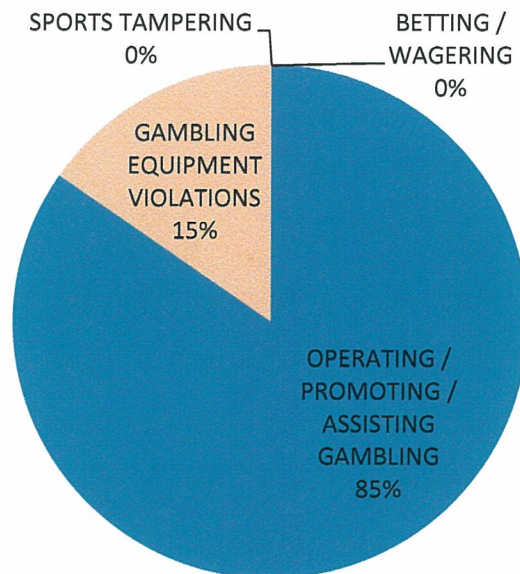
DEFINITION

To unlawfully bet or wager money or something else of value; assist, promote, or operate a game of chance for money or some other stake; possess or transmit wagering information; manufacture, sell, purchase, possess, or transport gambling equipment, devices, or goods; or tamper with the outcome of a sporting event or contest to gain a gambling advantage.

NUMBER OF GAMBLING OFFENSES	CLEARED	CLEARANCE RATE
15	8	53%

GAMBLING OFFENSES WERE COMMITTED APPROXIMATELY EVERY 24.3 DAYS

BREAKDOWN	# OF OFFENSES	# CLEARED	CLEARANCE RATE
BETTING / WAGERING	0	0	0%
OPERATING / PROMOTING / ASSISTING GAMBLING	11	6	55%
GAMBLING EQUIPMENT VIOLATIONS	2	2	100%
SPORTS TAMPERING	0	0	0%



*Definitions acquired from the U.S. Department of Justice publication: August 2000 National Incident Based Reporting System-Volume 1

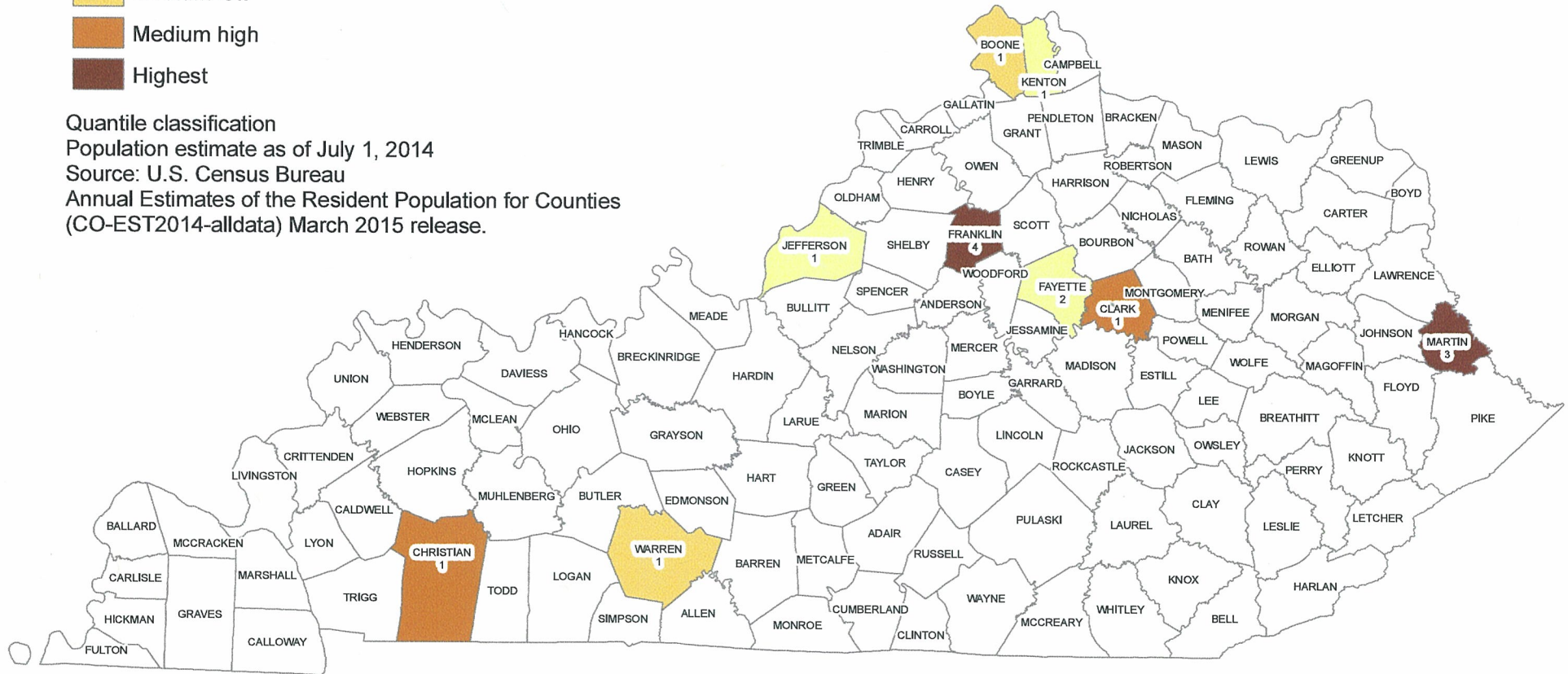
*Note: Offense numbers for agencies that submitted data via their own Incident Based Reporting System are included in the total number of offenses, but are not included in the categorical breakdown nor the clearance rate.

Per capita rate ranking

- No offenses reported
- Lowest
- Medium low
- Medium high
- Highest

Kentucky State Police
Criminal Identification and Records Branch
GIS Section

Quantile classification
Population estimate as of July 1, 2014
Source: U.S. Census Bureau
Annual Estimates of the Resident Population for Counties
(CO-EST2014-alldata) March 2015 release.



30

Year 2014

Gambling Offenses by County

HOMICIDE OFFENSES

DEFINITION

The killing of one human being by another.

NUMBER OF HOMICIDE OFFENSES	CLEARED	CLEARANCE RATE
293	180	61%

HOMICIDE OFFENSES WERE COMMITTED APPROXIMATELY EVERY 1.2 DAYS

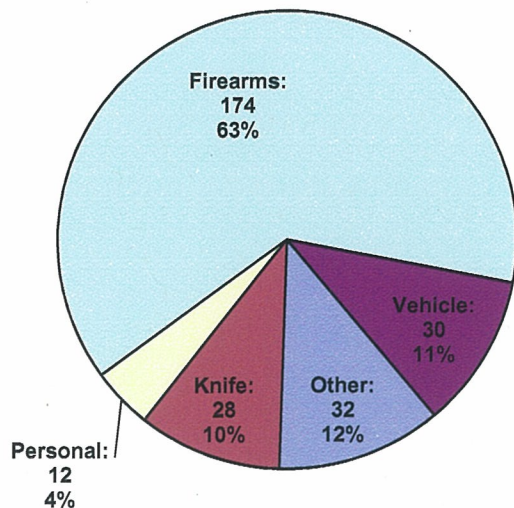
BREAKDOWN	# OF OFFENSES	# CLEARED	CLEARANCE RATE
MURDER AND NONNEGLIGENT MANSLAUGHTER	233	158	68%
NEGLIGENT MANSLAUGHTER	34	22	65%
JUSTIFIABLE HOMICIDE	1	0	0%

*Kentucky considers some DUI related deaths as a Homicide, however, Federal guidelines do not consider them as such and numbers for these offenses are not included in the FBI's data under Homicide.

Homicide offenses are the most serious of all Group-A crimes and has one of the highest clearance rates at **61%**. Though some homicides are difficult to solve, the intensity of investigations by police, together with solvability factors, account for the high clearance rate.

CIRCUMSTANCES	
Argument	61
Assault on Law Enforcement	29
Criminal Killed By Police Officer	0
Criminal Killed By Private Citizen	0
Drug Dealing	7
Gangland	2
Lover's Quarrel	14
Other Circumstances	53
Other Felony Involved	21
Other Negligent Killings	31
Other Negligent Weapon Handling	2
Unknown Circumstances	60
TOTAL	280

Weapons Used



The charts to the left and above depict murder weapons and circumstances as reported by police officers. The unknown category reflects instances where the weapons/circumstances were not known at the time the report was submitted, or were not specified on the report. Some offenses may have had multiple circumstances.

In 2014, a firearm was used in 60% of homicide offenses.

*Definitions acquired from the U.S. Department of Justice publication: August 2000 National Incident Based Reporting System-Volume 1

*Note: Offense numbers for agencies that submitted data via their own Incident Based Reporting System are included in the total number of offenses, but are not included in the categorical breakdown nor the clearance rate.

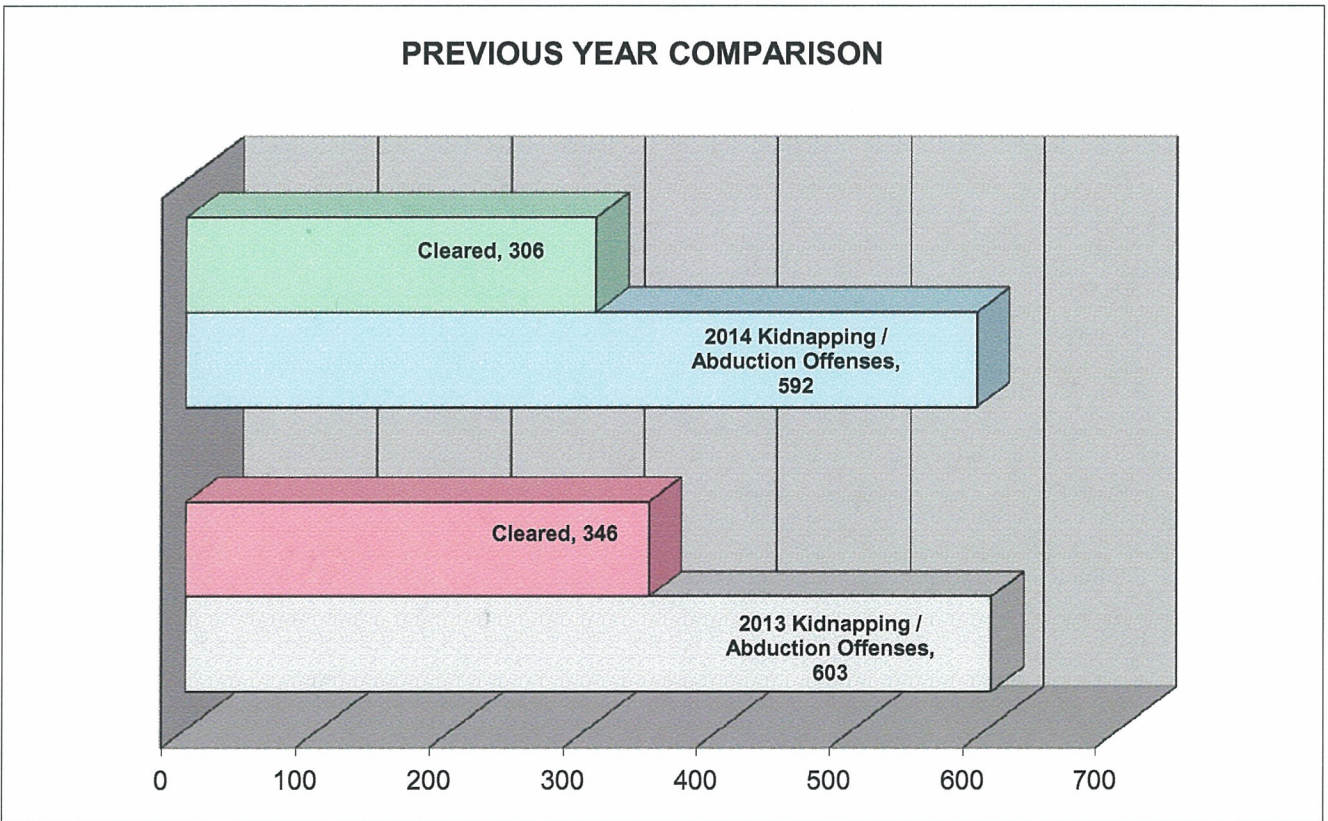
KIDNAPPING / ABDUCTION

DEFINITION

The unlawful seizure, transportation, and/or detention of a person against his/her will or of a minor without the consent of his/her custodial parent(s) or legal guardian.

NUMBER OF KIDNAPPING / ABDUCTION OFFENSES	CLEARED	CLEARANCE RATE
592	306	52%

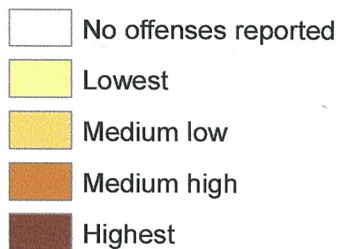
**KIDNAPPING / ABDUCTION OFFENSES
WERE COMMITTED APPROXIMATELY EVERY 14 HOURS**



*Definitions acquired from the U.S. Department of Justice publication: August 2000 National Incident Based Reporting System-Volume 1

*Note: Offense numbers for agencies that submitted data via their own Incident Based Reporting System are included in the total number of offenses, but are not included in the clearance rate.

Per capita rate ranking



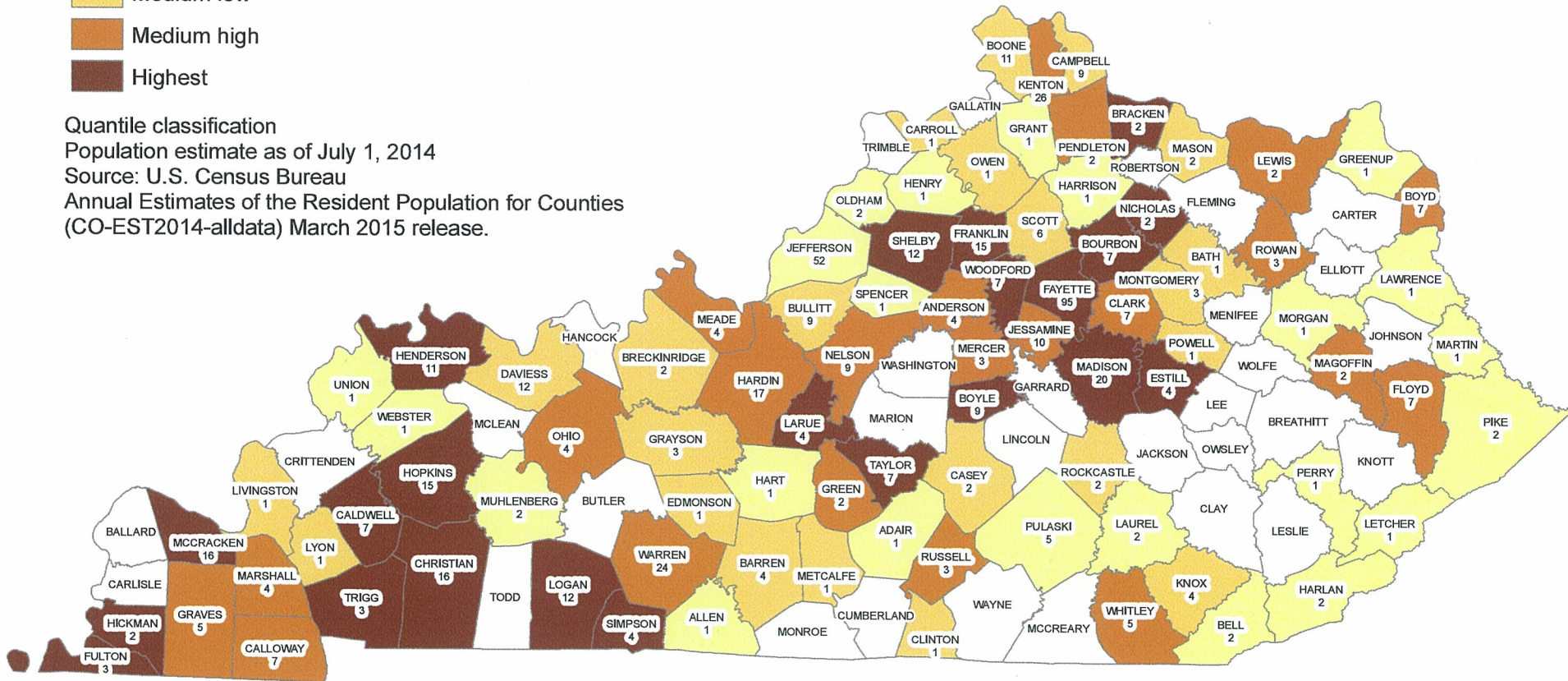
Kentucky State Police
Criminal Identification and Records Branch
GIS Section

Quantile classification

Population estimate as of July 1, 2014

Source: U.S. Census Bureau

Annual Estimates of the Resident Population for Counties (CO-EST2014-alldata) March 2015 release.



Year 2014

Kidnapping / Abduction Offenses by County

LARCENY / THEFT OFFENSES

DEFINITION

The unlawful taking, carrying, leading, or riding away of property from the possession or constructive possession of another person.

NUMBER OF LARCENY / THEFT OFFENSES	CLEARED	CLEARANCE RATE
65,074	17,894	27%

**LARCENY / THEFT OFFENSES WERE
COMMITTED APPROXIMATELY EVERY 8 MINUTES**

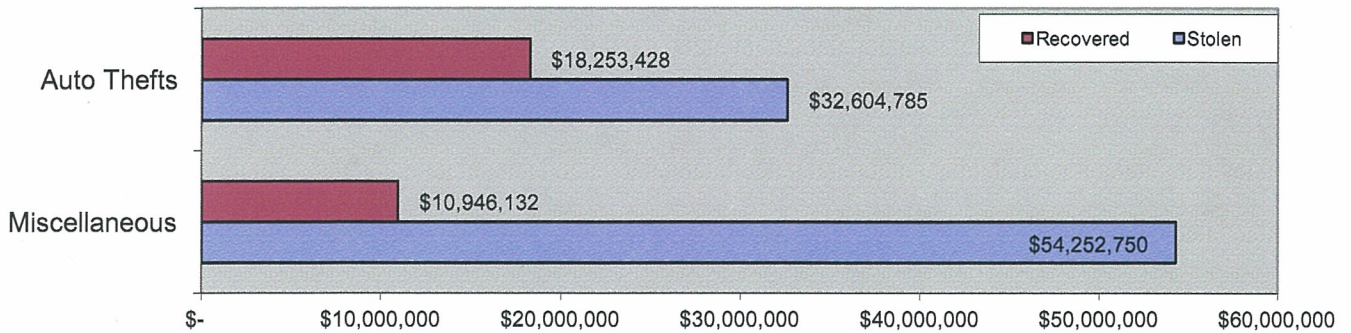
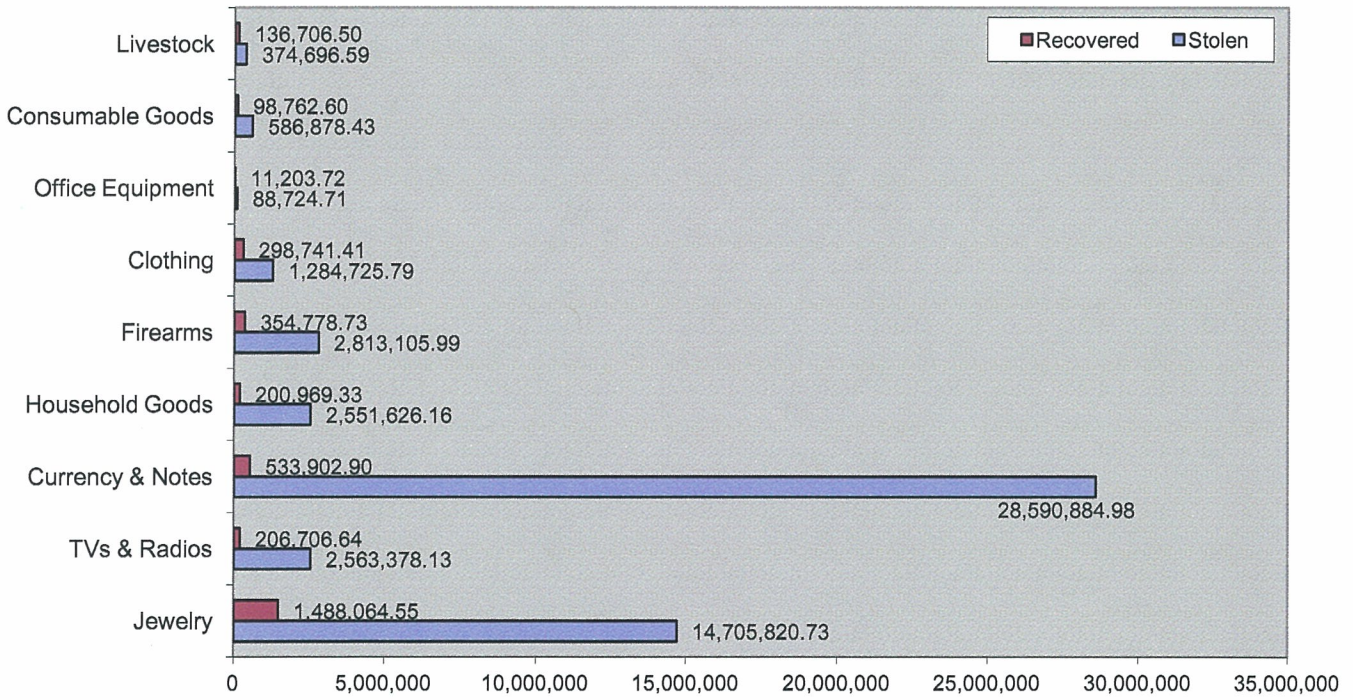
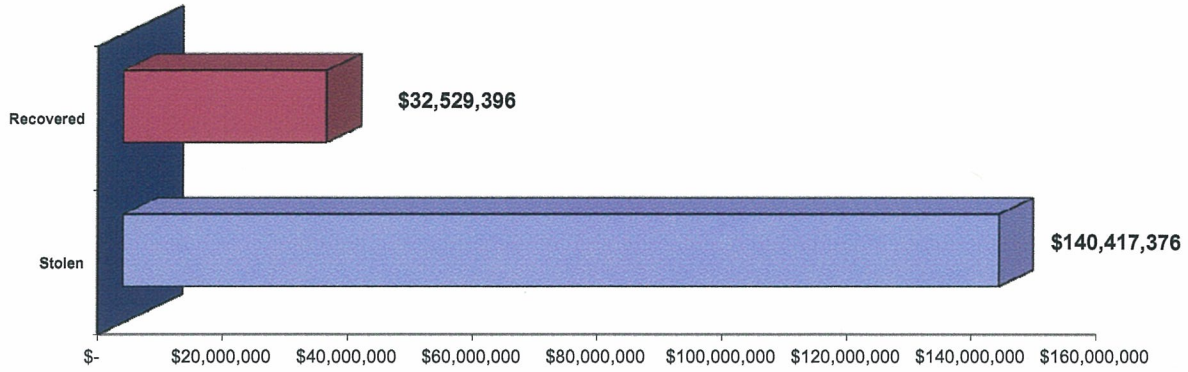
BREAKDOWN	# OF OFFENSES	# CLEARED	CLEARANCE RATE
POCKET-PICKING	101	7	7%
PURSE-SNATCHING	188	27	14%
SHOPLIFTING	14,129	10,009	71%
THEFT FROM BUILDING	2,594	506	20%
THEFT FROM COIN-OPERATED MACHINE OR DEVICE	73	16	22%
THEFT FROM MOTOR VEHICLE	8,247	809	10%
THEFT OF MOTOR VEHICLE PARTS OR ACCESSORIES	813	44	5%
ALL OTHER LARCENY	32,551	6,476	20%

*Definitions acquired from the U.S. Department of Justice publication: August 2000 National Incident Based Reporting System-Volume 1

*Note: Offense numbers for agencies that submitted data via their own Incident Based Reporting System are included in the total number of offenses, but are not included in the categorical breakdown nor the clearance rate.

VALUE OF PROPERTY STOLEN / RECOVERED

The estimated value of property reported stolen and recovered in Kentucky during 2013 is illustrated by the graphs below. (Graphs only show stolen and recovered value ratios for each category. Categories should not be compared to each other.)



MOTOR VEHICLE THEFT

DEFINITION

The theft of a motor vehicle.

NUMBER OF MOTOR VEHICLE THEFT OFFENSES	CLEARED	CLEARANCE RATE
5,038	979	19%

MOTOR VEHICLE THEFT OFFENSES WERE COMMITTED APPROXIMATELY EVERY 1 HOUR

THE COST OF MOTOR VEHICLE THEFT

The value of stolen vehicles as well as recovered and non-recovered vehicles is shown in the chart below. It should be noted that multiple vehicles can be listed as stolen on a single report.

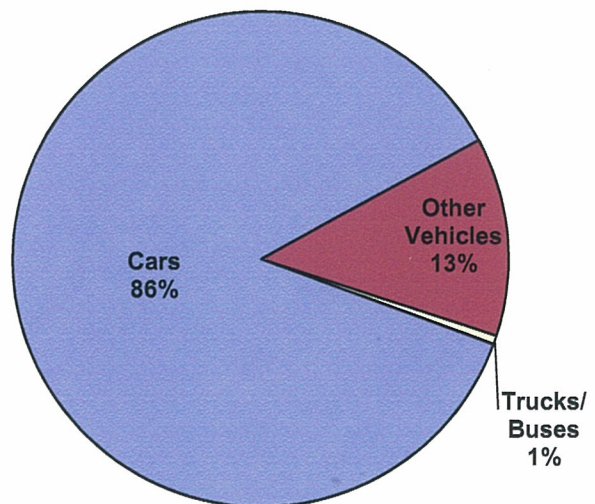
A breakdown by the type of vehicles stolen is shown in the chart below. "Cars" include automobiles, taxi cabs, and other passenger vehicles. "Other Vehicles" include mopeds, motorcycles, motor scooters, trail bikes, etc.

Of the vehicles stolen, **56%** were recovered. These figures do not include vehicles stolen out of state and recovered in Kentucky.

VALUE OF VEHICLES

VALUE OF 4,879 VEHICLES REPORTED STOLEN: \$34,357,010	VALUE OF 2,138 VEHICLES NOT RECOVERED: \$15,715,720
	VALUE OF 2,741 VEHICLES RECOVERED: \$18,641,290

TYPE OF VEHICLES STOLEN



*Definitions acquired from the U.S. Department of Justice publication: August 2000 National Incident Based Reporting System-Volume 1

*Note: Offense numbers for agencies that submitted data via their own Incident Based Reporting System are included in the total number of offenses, but are not included in the categorical breakdown nor the clearance rate.

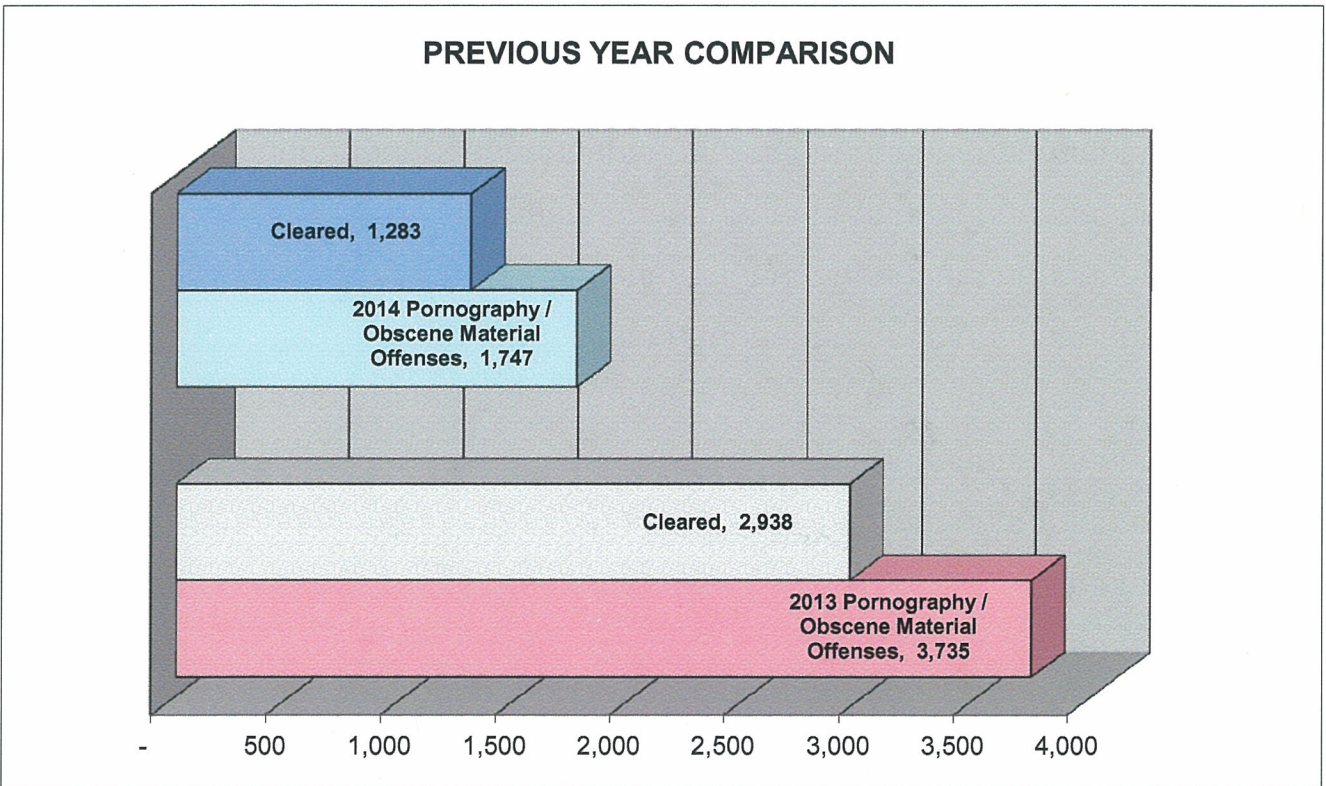
PORNOGRAPHY / OBSCENE MATERIAL

DEFINITION

The violation of laws or ordinances prohibiting the manufacture, publishing, sale, purchase, or possession of sexually explicit material, e.g., literature or photographs.

NUMBER OF PORNOGRAPHY / OBSCENE MATERIAL OFFENSES	CLEARED	CLEARANCE RATE
1,747	1,283	73%

**PORNOGRAPHY / OBSCENE MATERIAL OFFENSES
WERE COMMITTED APPROXIMATELY EVERY 5 HOURS**



*Definitions acquired from the U.S. Department of Justice publication: August 2000 National Incident Based Reporting System-Volume 1

*Note: Offense numbers for agencies that submitted data via their own Incident Based Reporting System are included in the total number of offenses, but are not included in the clearance rate.

PROSTITUTION OFFENSES

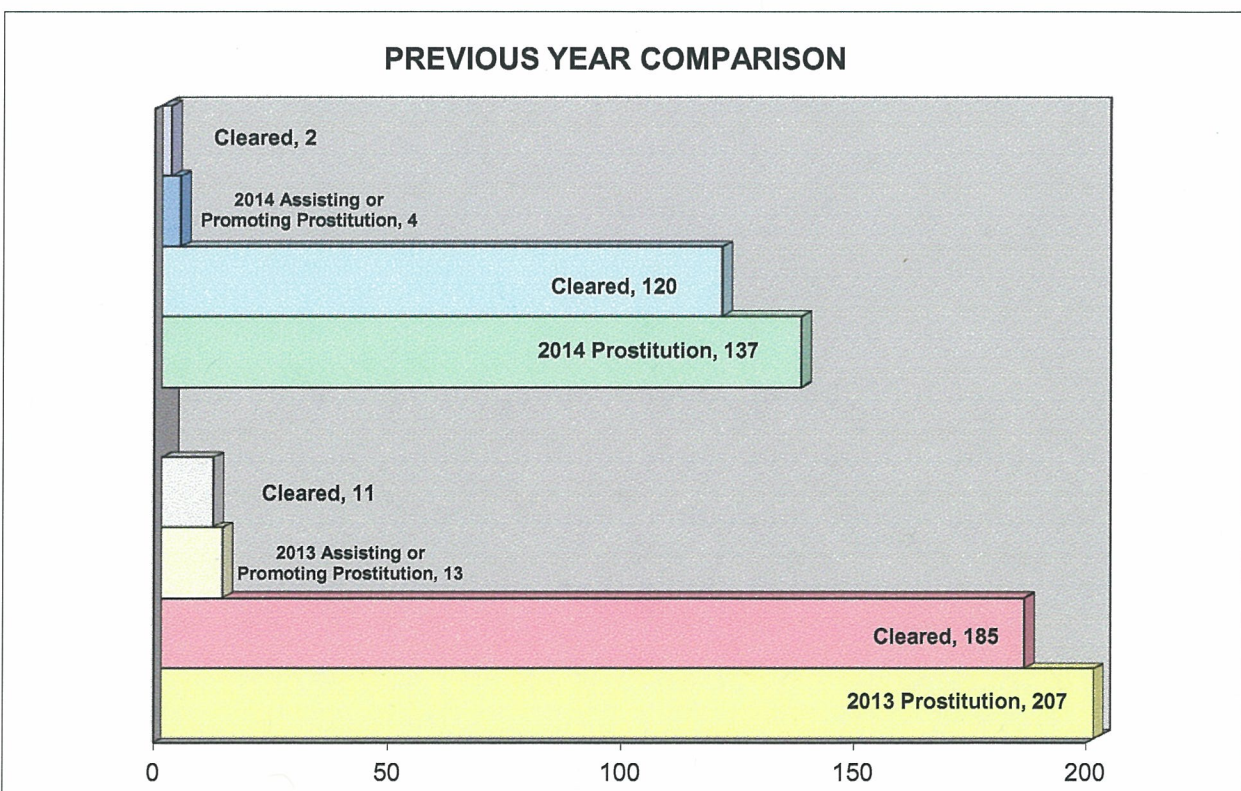
DEFINITION

To unlawfully engage in or promote sexual activities for profit.

NUMBER OF PROSTITUTION OFFENSES	CLEARED	CLEARANCE RATE
177	122	69%

**PROSTITUTION OFFENSES WERE COMMITTED
APPROXIMATELY EVERY 2 DAYS**

BREAKDOWN	# OF OFFENSES	# CLEARED	CLEARANCE RATE
PROSTITUTION	137	120	88%
ASSISTING OR PROMOTING PROSTITUTION	4	2	50%



*Definitions acquired from the U.S. Department of Justice publication: August 2000 National Incident Based Reporting System-Volume 1

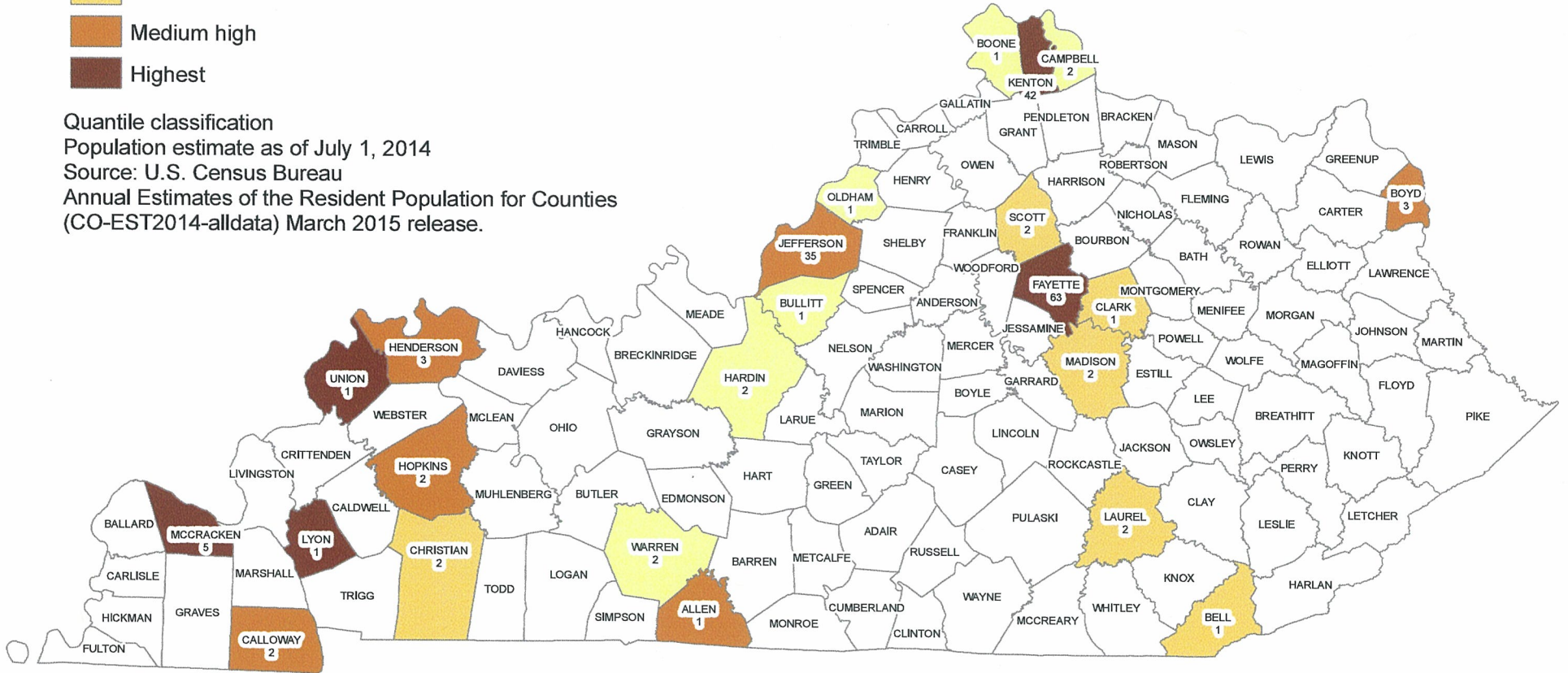
*Note: Offense numbers for agencies that submitted data via their own Incident Based Reporting System are included in the total number of offenses, but are not included in the categorical breakdown nor the clearance rate.

Per capita rate ranking

- No offenses reported
- Lowest
- Medium low
- Medium high
- Highest

Kentucky State Police
Criminal Identification and Records Branch
GIS Section

Quantile classification
Population estimate as of July 1, 2014
Source: U.S. Census Bureau
Annual Estimates of the Resident Population for Counties
(CO-EST2014-alldata) March 2015 release.



43

Year 2014

Prostitution Offenses by County

ROBBERY

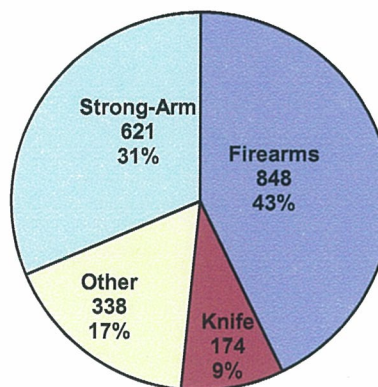
DEFINITION

The taking or attempting to take anything of value under confrontational circumstances from the control, custody, or care of another person by force or threat of force or violence and/or by putting the victim in fear of immediate harm.

NUMBER OF ROBBERIES	CLEARED	CLEARANCE RATE
2,496	648	26%

Robbery is considered to be a serious crime because the element of fear and personal confrontation with a weapon or strong-arm tactic is always present. The 26% clearance rate for robbery is higher than other crimes motivated by the theft of property, but low in comparison to murder and assault in which the element of personal confrontation is also present. This is attributed to the fact that the perpetrator usually conceals his personal identity from the victim.

WEAPONS USED IN ROBBERY



ROBBERY WAS COMMITTED APPROXIMATELY EVERY 3 HOURS

ROBBERY - PLACE OF OCCURRENCE

CLASSIFICATION	NUMBER OF OFFENSES	PERCENT OF DISTRIBUTION	TOTAL VALUE	AVERAGE VALUE
Bank	66	3.5%	\$ 501,044.75	\$ 7,591.59
Chain Store	121	6.5%	\$ 82,526.35	\$ 682.04
Commercial / Office	9	0.5%	\$ 32,417.04	\$ 3,601.89
Highway	408	21.8%	\$ 385,724.62	\$ 945.40
Residence	202	10.8%	\$ 292,174.91	\$ 1,446.41
Miscellaneous	1,068	57.0%	\$ 790,739.26	\$ 740.39
TOTAL	1,874	100.0%	\$ 2,084,626.93	\$ 15,007.72

Robbery classifications denote the type of robbery reported. Highway robberies occur on any roadway, whether it is a highway, county road, or city street. Commercial house robberies are those perpetrated in hotels, motels, restaurants, and like businesses. Chain store robberies include convenience type stores, groceries, and like businesses. Residences include homes, apartments, and other dwellings.

*Definitions acquired from the U.S. Department of Justice publication: August 2000 National Incident Based Reporting System-Volume 1

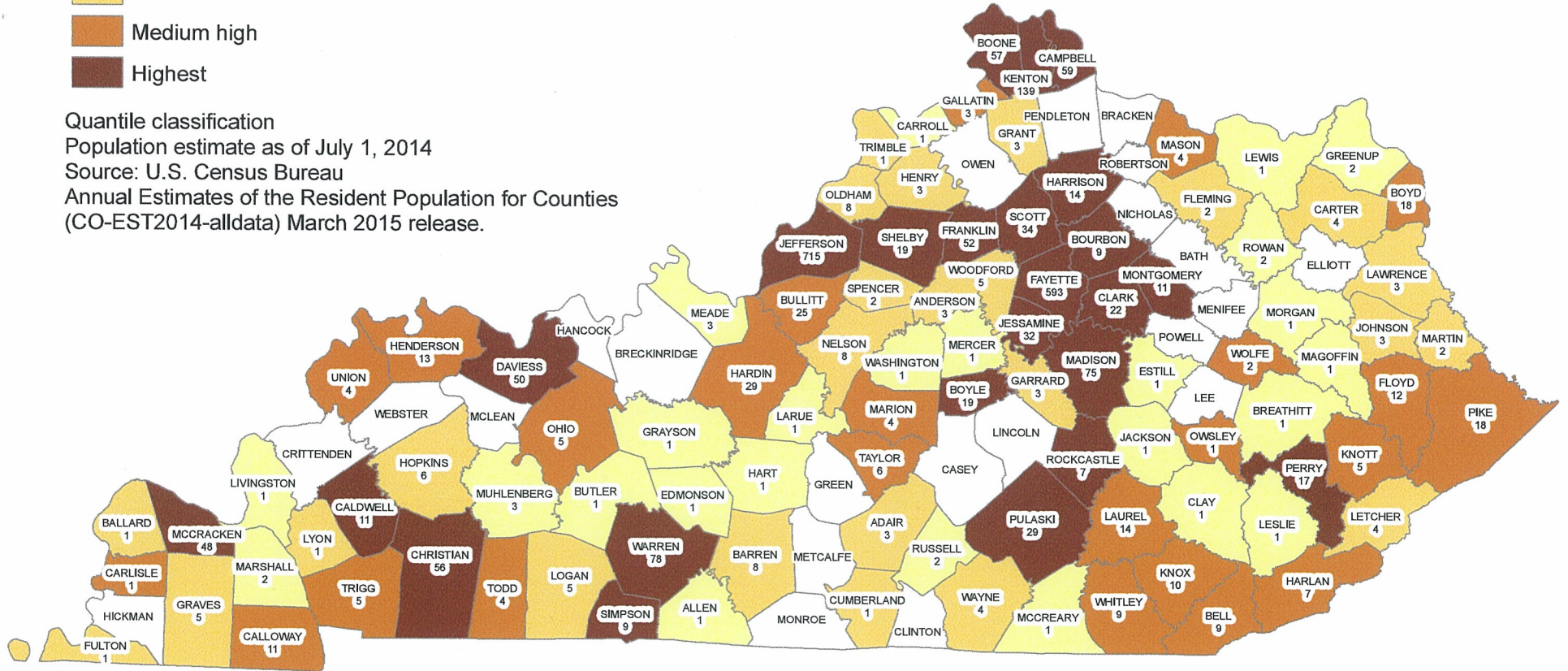
*Note: Offense numbers for agencies that submitted data via their own Incident Based Reporting System are included in the total number of offenses, but are not included in the categorical breakdown nor the clearance rate.

Per capita rate ranking

- No offenses reported
- Lowest
- Medium low
- Medium high
- Highest

Kentucky State Police
Criminal Identification and Records Branch
GIS Section

Quantile classification
Population estimate as of July 1, 2014
Source: U.S. Census Bureau
Annual Estimates of the Resident Population for Counties
(CO-EST2014-alldata) March 2015 release.



45

Year 2014
Robbery Offenses by County

SEX OFFENSES (FORCIBLE)

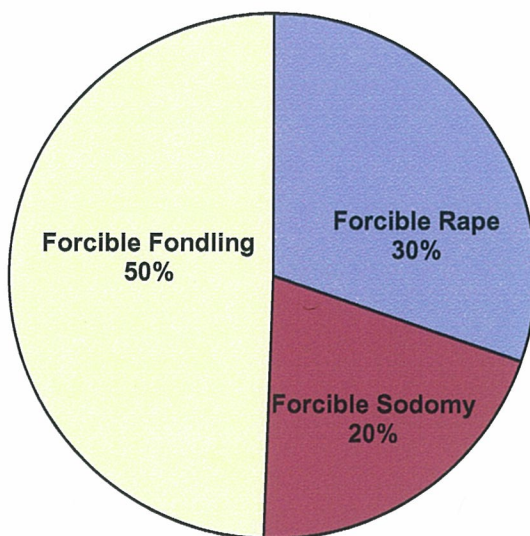
DEFINITION

Any sexual act directed against another person, forcibly and/or against that person's will or not forcibly or against the person's will in instances where the victim is incapable of giving consent.

NUMBER OF FORCIBLE SEX OFFENSES	CLEARED	CLEARANCE RATE
4,779	2,067	43%

**FORCIBLE SEX OFFENSES WERE
COMMITTED APPROXIMATELY EVERY 1 HOUR**

BREAKDOWN	# OF OFFENSES	# CLEARED	CLEARANCE RATE
FORCIBLE RAPE	1,403	419	30%
FORCIBLE SODOMY	938	489	52%
FORCIBLE FONDLING	2,294	1,159	51%



*Definitions acquired from the U.S. Department of Justice publication: August 2000 National Incident Based Reporting System-Volume 1

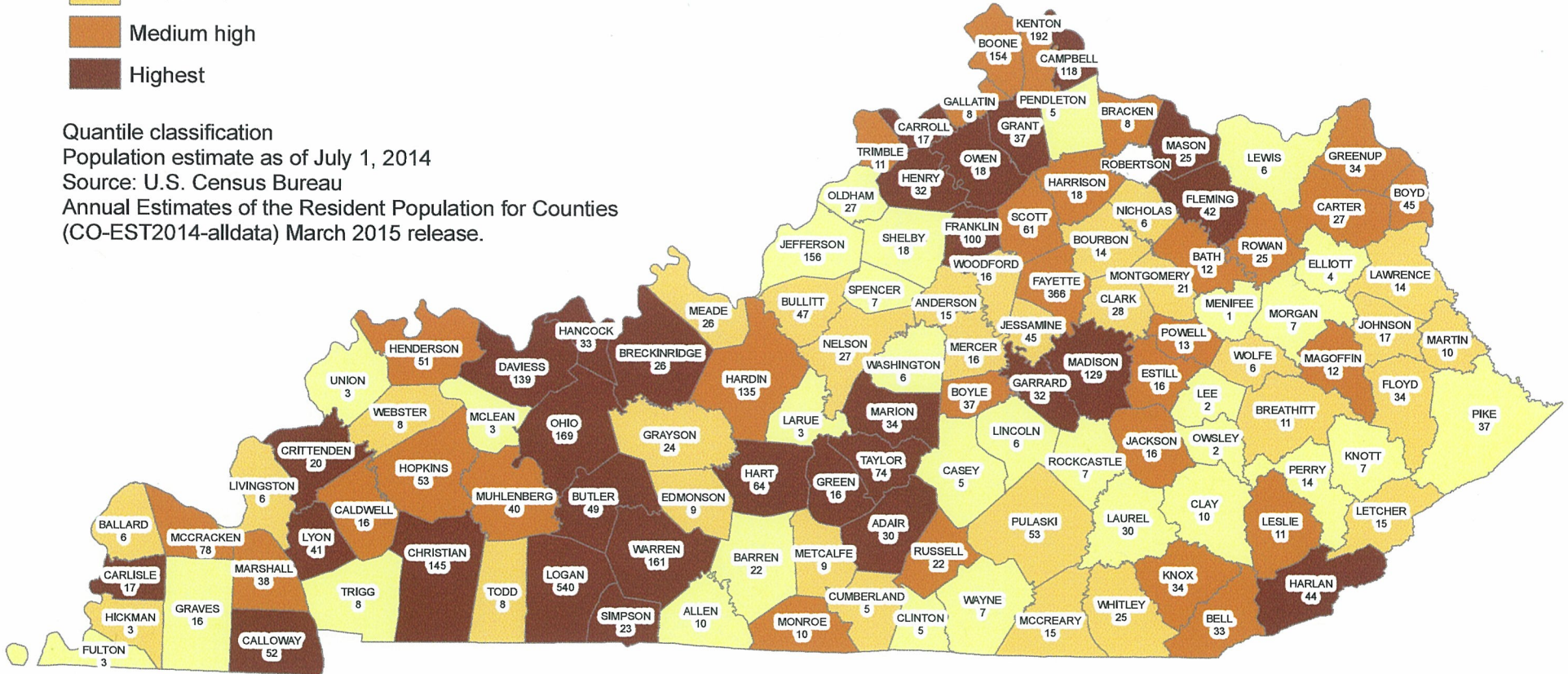
*Note: Offense numbers for agencies that submitted data via their own Incident Based Reporting System are included in the total number of offenses, but are not included in the categorical breakdown nor the clearance rate.

Per capita rate ranking

- No offenses reported
- Lowest
- Medium low
- Medium high
- Highest

Kentucky State Police
Criminal Identification and Records Branch
GIS Section

Quantile classification
Population estimate as of July 1, 2014
Source: U.S. Census Bureau
Annual Estimates of the Resident Population for Counties
(CO-EST2014-alldata) March 2015 release.



47

Year 2014

Sex Offenses (Forcible) by County

SEX OFFENSES (NON-FORCIBLE)

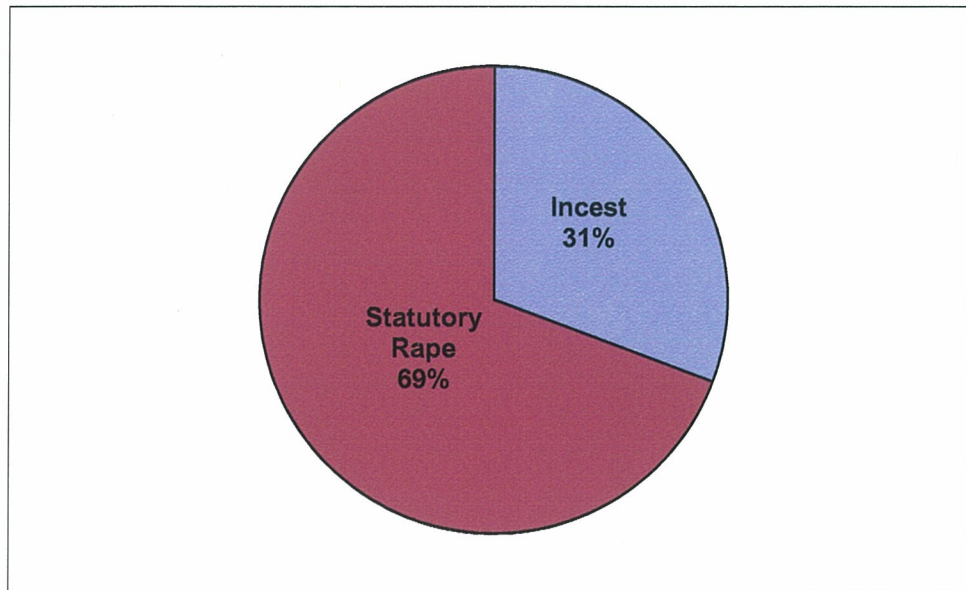
DEFINITION

Unlawful, nonforcible sexual intercourse.

NUMBER OF NON-FORCIBLE SEX OFFENSES	CLEARED	CLEARANCE RATE
903	610	68%

**NON-FORCIBLE SEX OFFENSES WERE
COMMITTED APPROXIMATELY EVERY 9 HOURS**

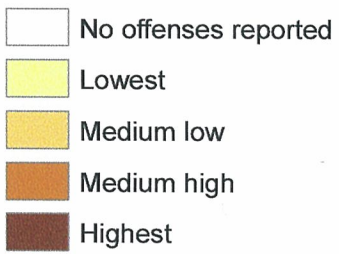
BREAKDOWN	# OF OFFENSES	# CLEARED	CLEARANCE RATE
INCEST	276	219	79%
STATUTORY RAPE	623	391	63%



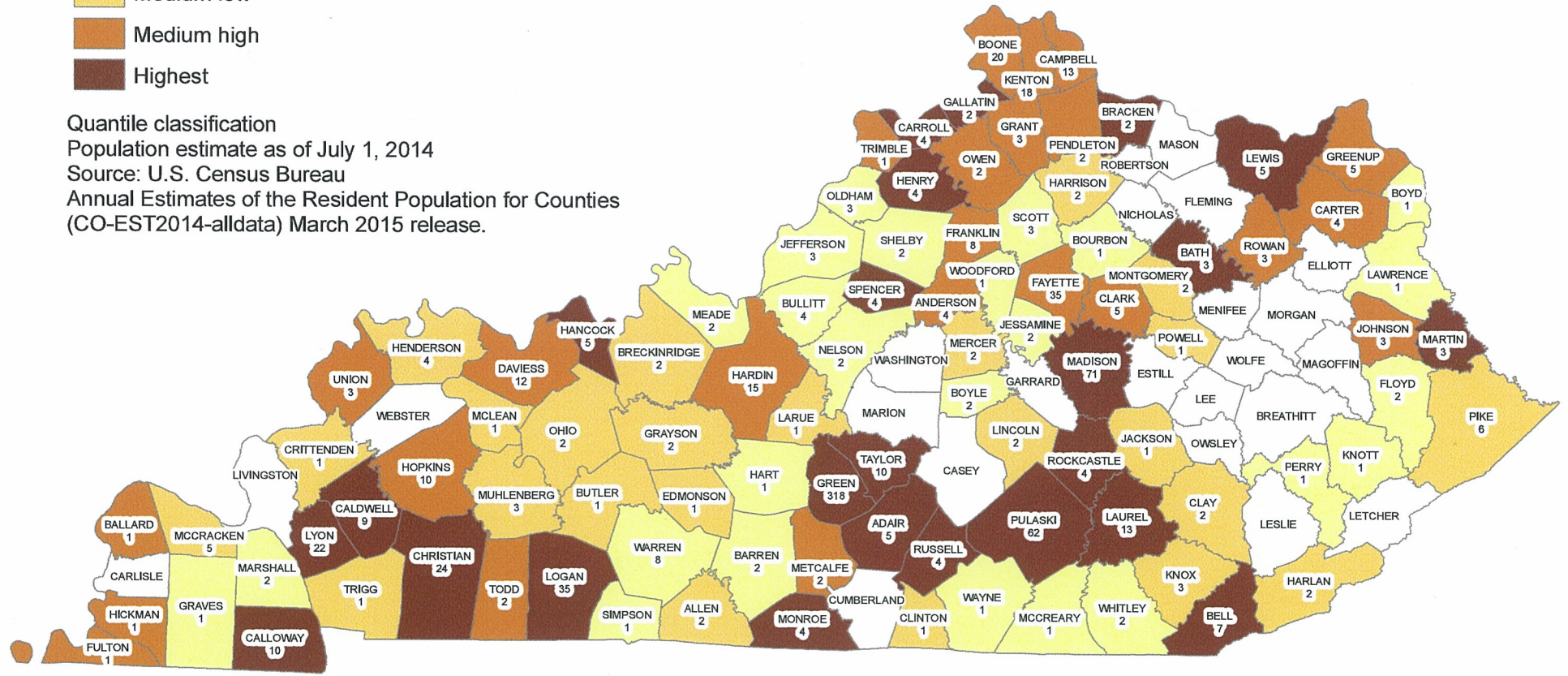
*Definitions acquired from the U.S. Department of Justice publication: August 2000 National Incident Based Reporting System-Volume 1

*Note: Offense numbers for agencies that submitted data via their own Incident Based Reporting System are included in the total number of offenses, but are not included in the categorical breakdown nor the clearance rate.

Per capita rate ranking



Quantile classification
Population estimate as of July 1, 2014
Source: U.S. Census Bureau
Annual Estimates of the Resident Population for Counties
(CO-EST2014-alldata) March 2015 release.



49

Year 2014

Sex Offenses (Non-Forcible) by County

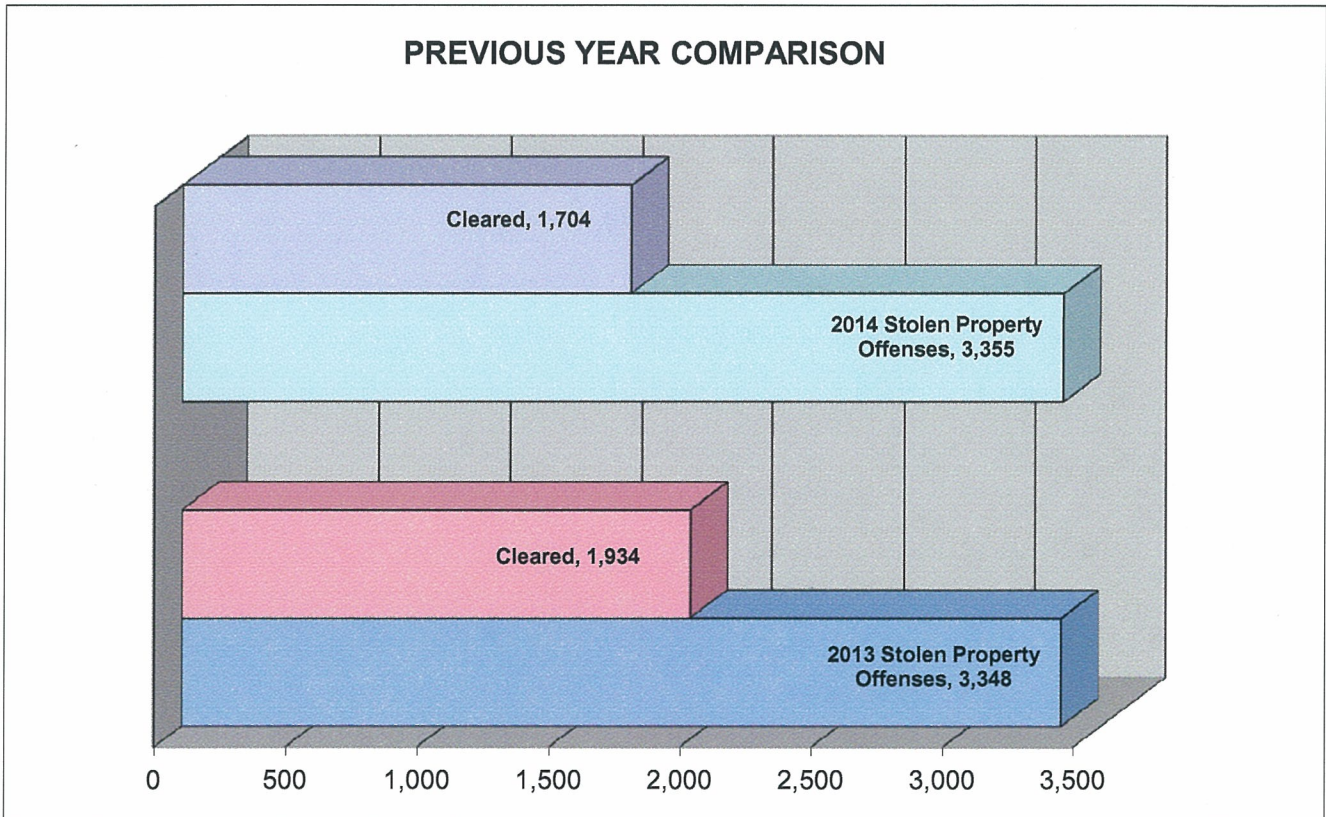
STOLEN PROPERTY OFFENSES

DEFINITION

Receiving, buying, selling, possessing, concealing, or transporting any property with the knowledge that it has been unlawfully taken, as by Burglary, Embezzlement, Fraud, Larceny, Robbery, etc.

NUMBER OF STOLEN PROPERTY OFFENSES	CLEARED	CLEARANCE RATE
3,355	1,704	51%

**STOLEN PROPERTY OFFENSES WERE
COMMITTED APPROXIMATELY EVERY 2 HOURS**



*Definitions acquired from the U.S. Department of Justice publication: August 2000 National Incident Based Reporting System-Volume 1

*Note: Offense numbers for agencies that submitted data via their own Incident Based Reporting System are included in the total number of offenses, but are not included in the clearance rate.

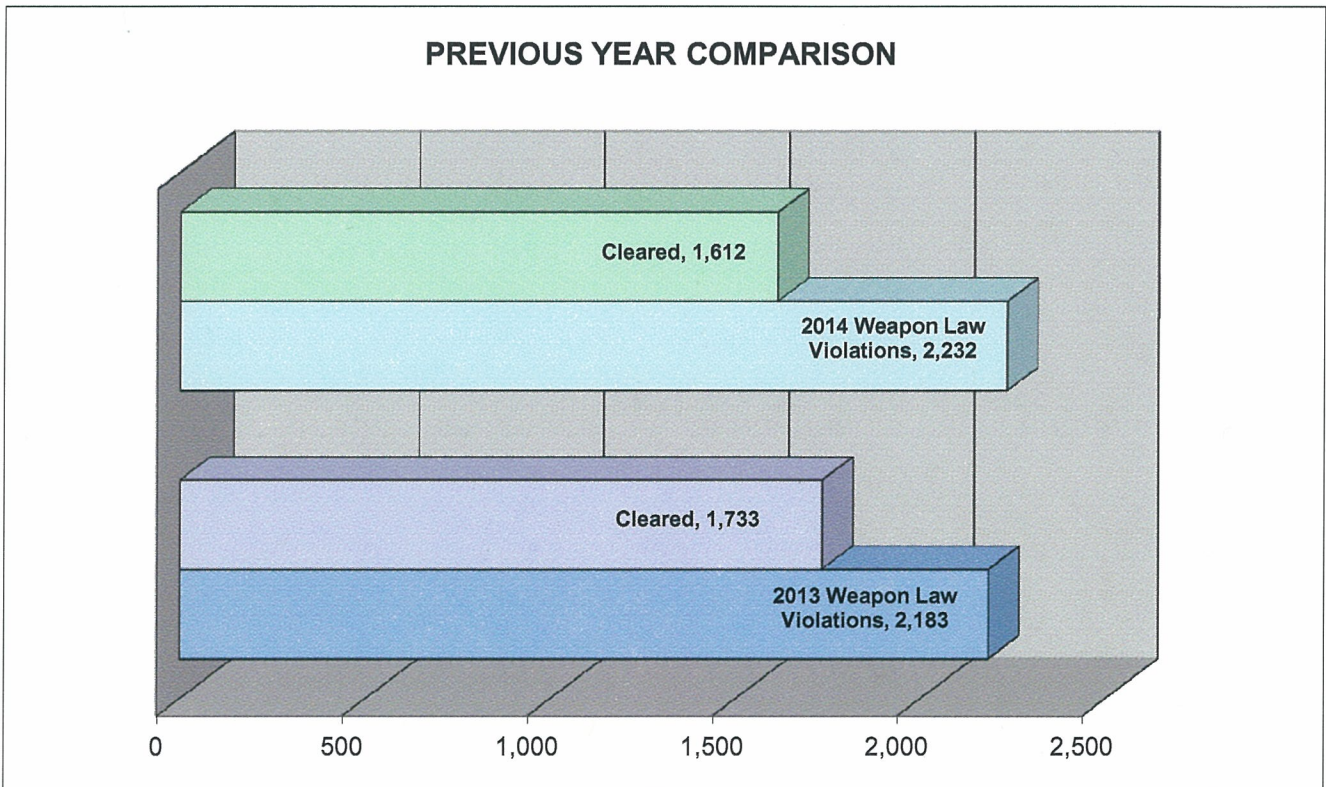
WEAPON LAW VIOLATIONS

DEFINITION

The violation of laws or ordinances prohibiting the manufacture, sale, purchase, transportation, possession, concealment, or use of firearms, cutting instruments, explosives, incendiary devices, or other deadly weapons.

NUMBER OF WEAPON LAW VIOLATIONS	CLEARED	CLEARANCE RATE
2,232	1,612	72%

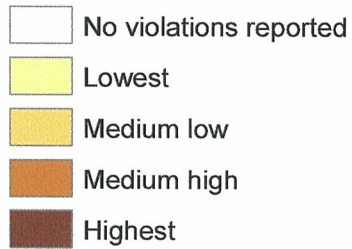
WEAPON LAW VIOLATIONS WERE COMMITTED APPROXIMATELY EVERY 3 HOURS



*Definitions acquired from the U.S. Department of Justice publication: August 2000 National Incident Based Reporting System-Volume 1

*Note: Offense numbers for agencies that submitted data via their own Incident Based Reporting System are included in the total number of offenses, but are not included in the clearance rate.

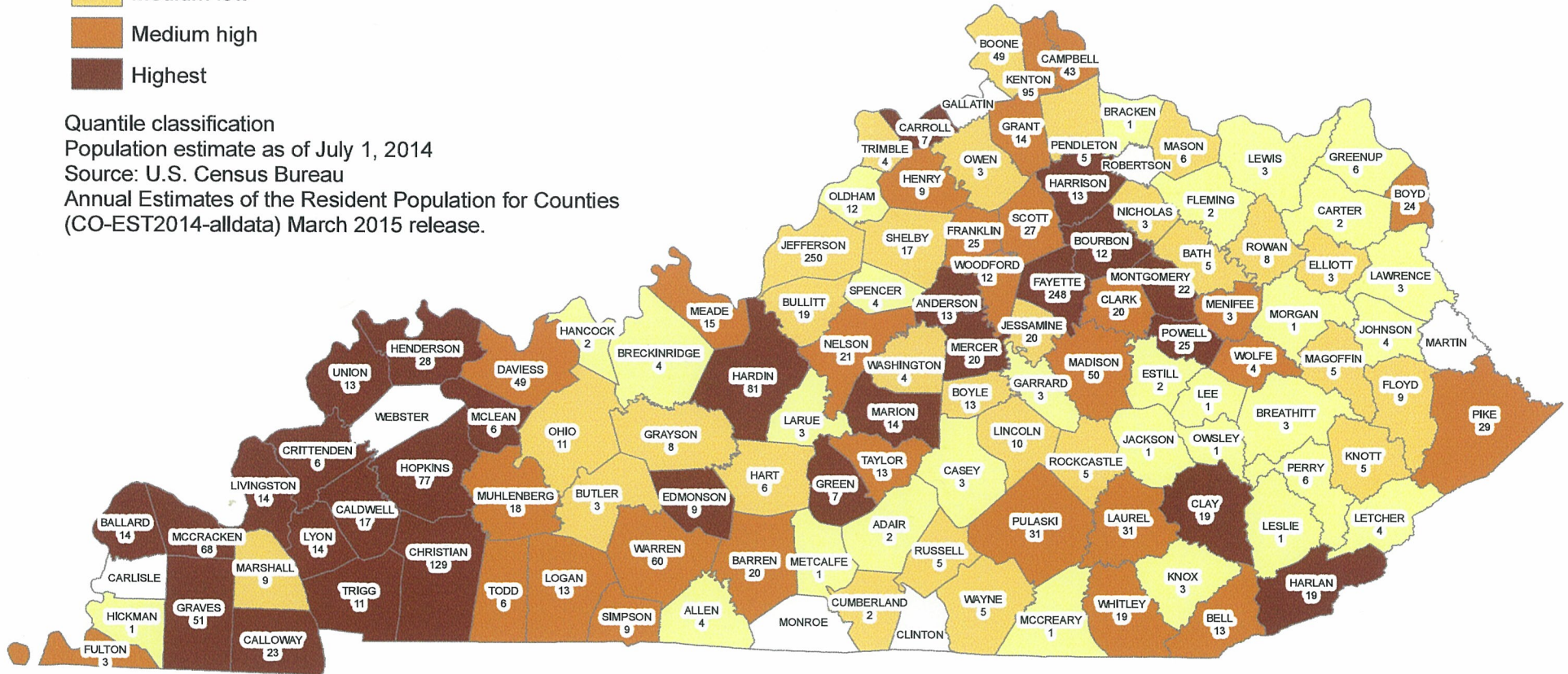
Per capita rate ranking



Kentucky State Police
Criminal Identification and Records Branch
GIS Section

Quantile classification
Population estimate as of July 1, 2014
Source: U.S. Census Bureau
Annual Estimates of the Resident Population for Counties
(CO-EST2014-alldata) March 2015 release.

CS



Year 2014

Weapon Law Violations by County



**OFFENSES
BY COUNTY
AND AGENCY
REPORTED
AND CLEARED**

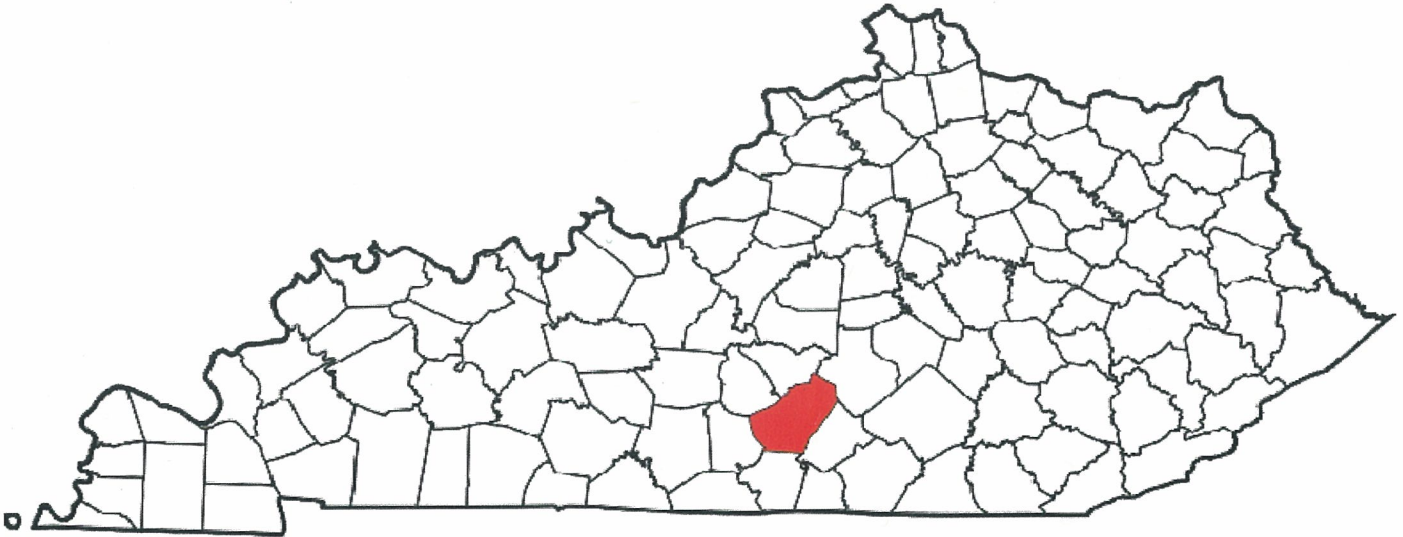
Adair County

A CRIME IS COMMITTED IN ADAIR COUNTY APPROXIMATELY
EVERY 12 HOURS

FULL TIME SWORN LAW ENFORCEMENT EMPLOYEES

Agency	Male	Female	Total
STATE POLICE	38	0	38
ADAIR COUNTY SHERIFF'S OFFICE	6	0	6
COLUMBIA POLICE DEPARTMENT	13	0	13

**Kentucky State Police Troopers may be assigned to multiple counties per post.



County Seat: Columbia
Population: 19,204
Registered Sex Offenders: 38

**ADAIR
COUNTY**

Group A Offenses	State Police		Sheriff		Columbia PD		All Other Agencies		Total	
By Category	Offenses		Offenses		Offenses		Offenses		Offenses	
	Reported	Cleared	Reported	Cleared	Reported	Cleared	Reported	Cleared	Reported	Cleared
Arson	1	0	0	0	0	0	0	0	1	0
Assault Offenses	32	28	21	18	20	6	0	0	73	52
Bribery	0	0	0	0	0	0	0	0	0	0
Burglary/Breaking and Entering	15	1	29	1	20	1	0	0	64	3
Counterfeiting/Forgery	5	5	55	51	12	2	0	0	72	58
Destruction/Damage/Vandalism Of Property	5	2	9	3	12	3	0	0	26	8
Drug/Narcotic Offenses	60	18	14	11	70	23	0	0	144	52
Embezzlement	0	0	0	0	0	0	0	0	0	0
Extortion/Blackmail	0	0	0	0	0	0	0	0	0	0
Fraud Offenses	9	1	2	1	3	0	0	0	14	2
Gambling Offenses	0	0	0	0	0	0	0	0	0	0
Homicide Offenses	0	0	0	0	0	0	0	0	0	0
Kidnapping/Abduction	0	0	0	0	1	1	0	0	1	1
Larceny/Theft Offenses	20	9	24	4	39	5	0	0	83	18
Motor Vehicle Theft	1	1	4	0	2	1	0	0	7	2
Pornography/Obscene Material	133	133	0	0	0	0	0	0	133	133
Prostitution Offenses	0	0	0	0	0	0	0	0	0	0
Robbery	2	2	1	0	0	0	0	0	3	2
Sex Offenses, Forcible	27	10	0	0	3	0	0	0	30	10
Sex Offenses, Nonforcible	5	3	0	0	0	0	0	0	5	3
Stolen Property Offenses (Receiving, etc.)	4	3	12	4	3	1	0	0	19	8
Weapon Law Violations	0	0	1	1	1	0	0	0	2	1
Total	319	216	172	94	186	43	0	0	677	353

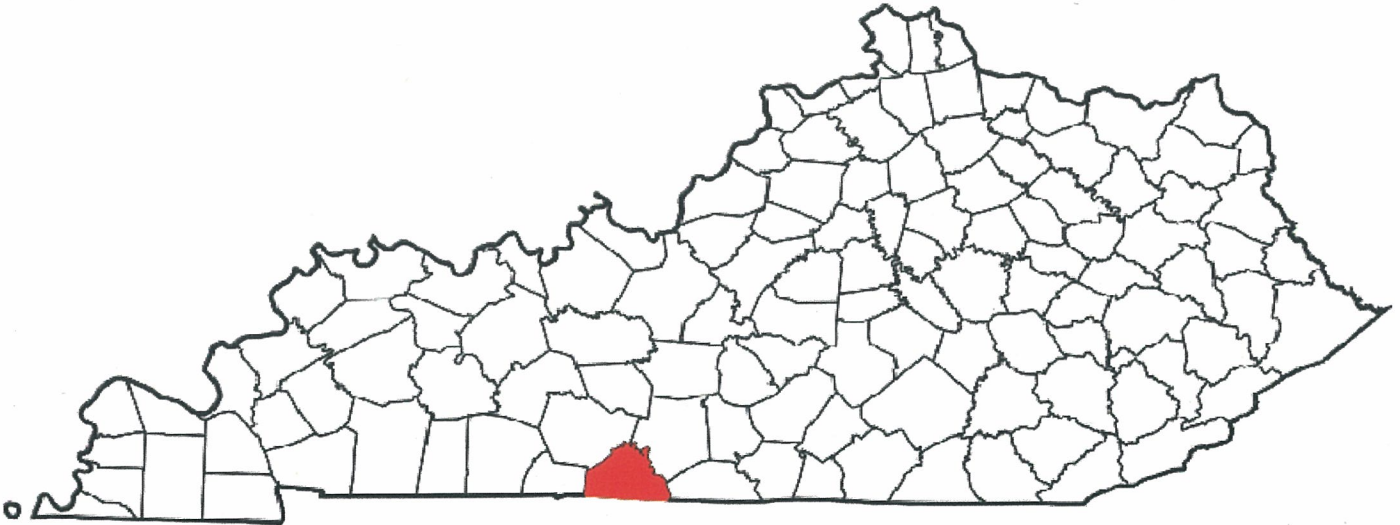
Allen County

A CRIME IS COMMITTED IN ALLEN COUNTY
APPROXIMATELY EVERY 16 HOURS

FULL TIME SWORN LAW ENFORCEMENT EMPLOYEES

Agency	Male	Female	Total
STATE POLICE	41	1	42
ALLEN COUNTY SHERIFF'S OFFICE	14	0	14
SCOTTSVILLE POLICE DEPARTMENT	15	0	15

**Kentucky State Police Troopers may be assigned to multiple counties per post.



County Seat: Scottsville
Population: 20,384
Registered Sex Offenders: 45

ALLEN COUNTY

Group A Offenses	State Police		Sheriff		Scottsville PD		All Other Agencies		Total	
By Category	Offenses		Offenses		Offenses		Offenses		Offenses	
	Reported	Cleared	Reported	Cleared	Reported	Cleared	Reported	Cleared	Reported	Cleared
Arson	0	0	1	0	0	0	0	0	1	0
Assault Offenses	2	2	18	10	37	20	0	0	57	32
Bribery	0	0	0	0	0	0	0	0	0	0
Burglary/Breaking and Entering	1	0	45	3	23	3	0	0	69	6
Counterfeiting/Forgery	0	0	17	0	7	1	24	24	48	25
Destruction/Damage/Vandalism Of Property	0	0	14	4	12	2	0	0	26	6
Drug/Narcotic Offenses	4	3	13	10	42	34	82	35	141	82
Embezzlement	0	0	0	0	0	0	0	0	0	0
Extortion/Blackmail	0	0	0	0	0	0	0	0	0	0
Fraud Offenses	1	0	4	1	5	0	0	0	10	1
Gambling Offenses	0	0	0	0	0	0	0	0	0	0
Homicide Offenses	0	0	0	0	0	0	0	0	0	0
Kidnapping/Abduction	0	0	0	0	1	1	0	0	1	1
Larceny/Theft Offenses	5	0	55	7	86	24	0	0	146	31
Motor Vehicle Theft	0	0	8	1	2	0	0	0	10	1
Pornography/Obscene Material	3	2	1	1	0	0	0	0	4	3
Prostitution Offenses	0	0	0	0	0	0	1	0	1	0
Robbery	0	0	1	0	0	0	0	0	1	0
Sex Offenses, Forcible	5	5	3	2	2	1	0	0	10	8
Sex Offenses, Nonforcible	0	0	0	0	2	1	0	0	2	1
Stolen Property Offenses (Receiving, etc.)	1	0	2	1	3	1	2	2	8	4
Weapon Law Violations	0	0	1	1	3	1	0	0	4	2
Total	22	12	183	41	225	89	109	61	539	203

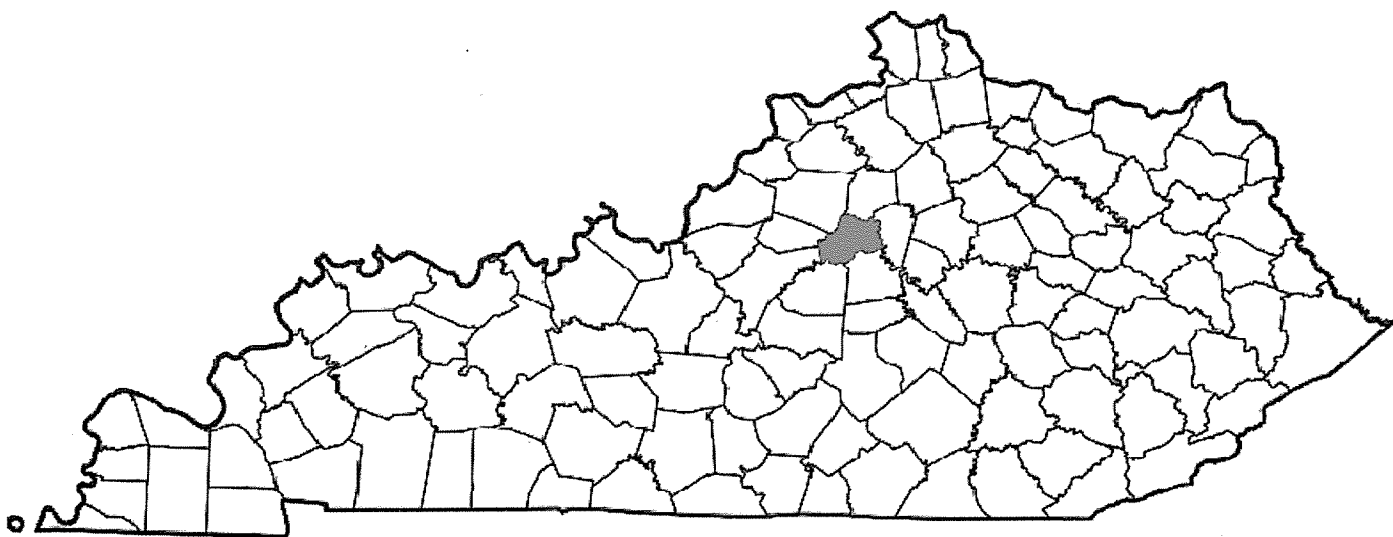
Anderson County

**A CRIME IS COMMITTED IN ANDERSON COUNTY
APPROXIMATELY EVERY 15 HOURS**

FULL TIME SWORN LAW ENFORCEMENT EMPLOYEES

Agency	Male	Female	Total
STATE POLICE	42	2	44
ANDERSON COUNTY SHERIFF'S OFFICE	15	0	15
LAWRENCEBURG POLICE DEPARTMENT	15	0	15

**Kentucky State Police Troopers may be assigned to multiple counties per post.



County Seat: Lawrenceburg
Population: 21,888
Registered Sex Offenders: 32

**ANDERSON
COUNTY**

Group A Offenses	State Police		Sheriff		Lawrenceburg PD		All Other Agencies		Total	
By Category	Offenses		Offenses		Offenses		Offenses		Offenses	
	Reported	Cleared	Reported	Cleared	Reported	Cleared	Reported	Cleared	Reported	Cleared
Arson	7	1	0	0	1	1	0	0	8	2
Assault Offenses	17	16	17	6	63	51	0	0	97	73
Bribery	0	0	0	0	0	0	0	0	0	0
Burglary/Breaking and Entering	11	4	22	1	34	10	0	0	67	15
Counterfeiting/Forgery	2	2	1	0	11	8	0	0	14	10
Destruction/Damage/Vandalism Of Property	2	1	14	1	9	4	0	0	25	6
Drug/Narcotic Offenses	26	21	13	12	105	92	0	0	144	125
Embezzlement	0	0	0	0	0	0	0	0	0	0
Extortion/Blackmail	0	0	0	0	0	0	0	0	0	0
Fraud Offenses	9	1	2	0	4	0	0	0	15	1
Gambling Offenses	0	0	0	0	0	0	0	0	0	0
Homicide Offenses	8	8	1	0	0	0	0	0	9	8
Kidnapping/Abduction	1	1	2	1	1	1	0	0	4	3
Larceny/Theft Offenses	27	8	47	9	66	29	0	0	140	46
Motor Vehicle Theft	1	0	4	2	3	0	0	0	8	2
Pornography/Obscene Material	0	0	0	0	0	0	0	0	0	0
Prostitution Offenses	0	0	0	0	0	0	0	0	0	0
Robbery	1	1	1	1	1	1	0	0	3	3
Sex Offenses, Forcible	11	5	2	1	2	2	0	0	15	8
Sex Offenses, Nonforcible	4	0	0	0	0	0	0	0	4	0
Stolen Property Offenses (Receiving, etc.)	3	2	1	0	10	5	0	0	14	7
Weapon Law Violations	10	10	3	3	0	0	0	0	13	13
Total	140	81	130	37	310	204	0	0	580	322

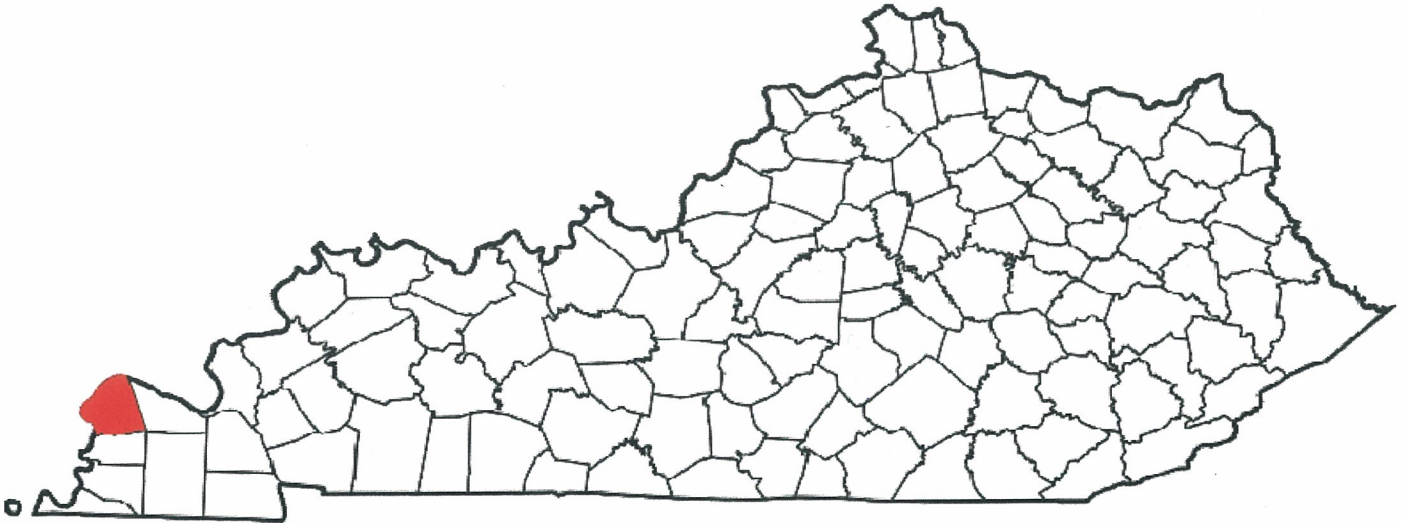
Ballard County

A CRIME IS COMMITTED IN BALLARD COUNTY
APPROXIMATELY EVERY 1 DAY

FULL TIME SWORN LAW ENFORCEMENT EMPLOYEES

Agency	Male	Female	Total
STATE POLICE	38	2	40
BALLARD COUNTY SHERIFF'S OFFICE	11	0	11
LACENTER POLICE DEPARTMENT	2	0	2

**Kentucky State Police Troopers may be assigned to multiple counties per post.



County Seat: Wickliffe
Population: 8,240
Registered Sex Offenders: 14

BALLARD COUNTY

Group A Offenses	State Police		Sheriff		LaCenter PD		All Other Agencies		Total	
By Category	Offenses		Offenses		Offenses		Offenses		Offenses	
	Reported	Cleared	Reported	Cleared	Reported	Cleared	Reported	Cleared	Reported	Cleared
Arson	0	0	1	0	1	0	0	0	2	0
Assault Offenses	12	11	35	23	5	0	0	0	52	34
Bribery	0	0	0	0	0	0	0	0	0	0
Burglary/Breaking and Entering	0	0	52	13	2	1	0	0	54	14
Counterfeiting/Forgery	7	7	9	6	1	0	0	0	17	13
Destruction/Damage/Vandalism Of Property	2	2	21	8	1	0	0	0	24	10
Drug/Narcotic Offenses	25	18	59	38	4	3	0	0	88	59
Embezzlement	0	0	0	0	0	0	0	0	0	0
Extortion/Blackmail	0	0	0	0	0	0	0	0	0	0
Fraud Offenses	0	0	25	6	0	0	0	0	25	6
Gambling Offenses	0	0	0	0	0	0	0	0	0	0
Homicide Offenses	0	0	0	0	0	0	0	0	0	0
Kidnapping/Abduction	0	0	0	0	0	0	0	0	0	0
Larceny/Theft Offenses	4	3	62	12	6	0	0	0	72	15
Motor Vehicle Theft	0	0	11	1	2	0	0	0	13	1
Pornography/Obscene Material	0	0	2	2	0	0	0	0	2	2
Prostitution Offenses	0	0	0	0	0	0	0	0	0	0
Robbery	1	1	0	0	0	0	0	0	1	1
Sex Offenses, Forcible	4	2	2	0	0	0	0	0	6	2
Sex Offenses, Nonforcible	1	1	0	0	0	0	0	0	1	1
Stolen Property Offenses (Receiving, etc.)	0	0	6	6	0	0	0	0	6	6
Weapon Law Violations	1	1	13	5	0	0	0	0	14	6
Total	57	46	298	120	22	4	0	0	377	170

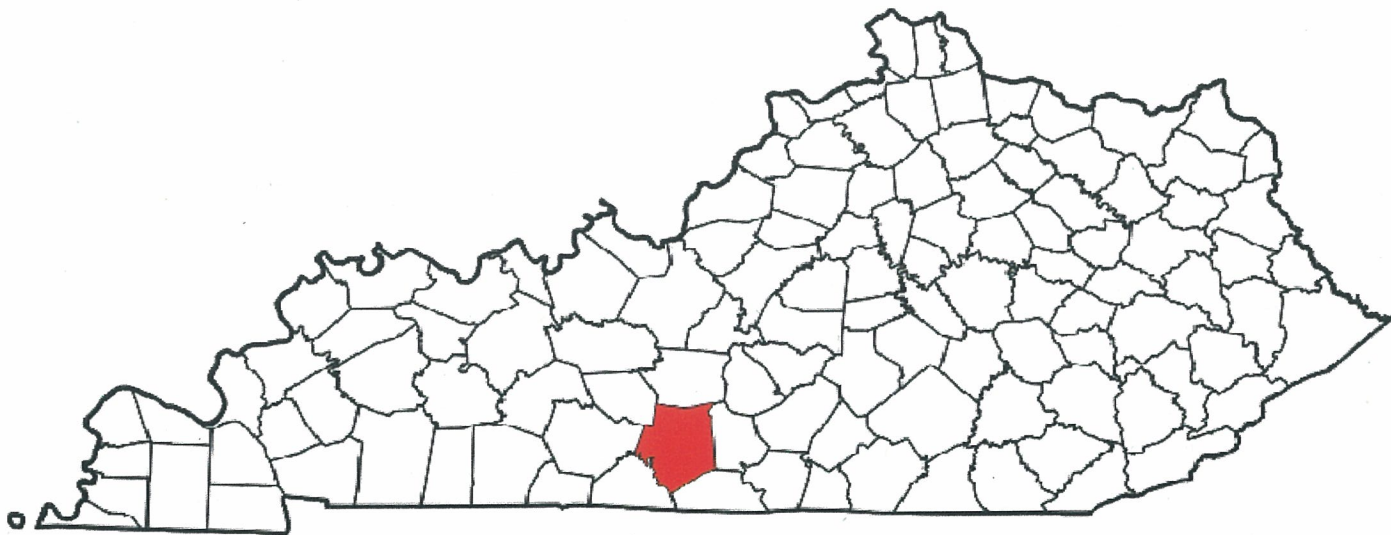
Barren County

A CRIME IS COMMITTED IN BARREN COUNTY
APPROXIMATELY EVERY 4 HOURS

FULL TIME SWORN LAW ENFORCEMENT EMPLOYEES

Agency	Male	Female	Total
STATE POLICE	41	1	42
BARREN COUNTY SHERIFF'S OFFICE	14	1	15
BARREN COUNTY DRUG TASK FORCE	1	0	1
CAVE CITY POLICE DEPARTMENT	6	0	6
GLASGOW POLICE DEPARTMENT	29	5	34

**Kentucky State Police Troopers may be assigned to multiple counties per post.



County Seat: Glasgow
Population: 43,148
Registered Sex Offenders: 71

BARREN COUNTY

Group A Offenses	State Police		Sheriff		Barren Co. Drug TF		Cave City PD		Glasgow PD		All Other Agencies		Total	
By Category	Offenses		Offenses		Offenses		Offenses		Offenses		Offenses		Offenses	
	Reported	Cleared	Reported	Cleared	Reported	Cleared	Reported	Cleared	Reported	Cleared	Reported	Cleared	Reported	Cleared
Arson	0	0	2	0	0	0	0	0	0	0	0	0	2	0
Assault Offenses	28	27	38	26	10	7	15	13	209	135	0	0	300	208
Bribery	0	0	0	0	0	0	0	0	0	0	0	0	0	0
Burglary/Breaking and Entering	4	1	58	2	0	0	14	1	73	4	0	0	149	8
Counterfeiting/Forgery	0	0	7	0	1	0	2	1	36	2	0	0	46	3
Destruction/Damage/Vandalism Of Property	5	2	26	2	0	0	11	2	108	11	1	0	151	17
Drug/Narcotic Offenses	19	18	44	35	182	75	88	88	307	278	2	2	642	496
Embezzlement	0	0	0	0	0	0	0	0	0	0	0	0	0	0
Extortion/Blackmail	0	0	0	0	0	0	0	0	0	0	0	0	0	0
Fraud Offenses	2	2	3	0	0	0	2	0	21	4	0	0	28	6
Gambling Offenses	0	0	0	0	0	0	0	0	0	0	0	0	0	0
Homicide Offenses	0	0	1	0	0	0	0	0	0	0	0	0	1	0
Kidnapping/Abduction	0	0	3	2	0	0	1	1	0	0	0	0	4	3
Larceny/Theft Offenses	5	1	43	2	0	0	24	5	419	195	1	0	492	203
Motor Vehicle Theft	1	1	22	1	0	0	1	0	21	3	0	0	45	5
Pornography/Obscene Material	26	14	0	0	0	0	0	0	86	0	0	0	112	14
Prostitution Offenses	0	0	0	0	0	0	0	0	0	0	0	0	0	0
Robbery	0	0	1	0	0	0	0	0	7	1	0	0	8	1
Sex Offenses, Forcible	10	5	4	2	0	0	2	0	6	0	0	0	22	7
Sex Offenses, Nonforcible	1	1	0	0	0	0	0	0	1	0	0	0	2	1
Stolen Property Offenses (Receiving, etc.)	6	6	4	0	1	1	2	1	13	8	0	0	26	16
Weapon Law Violations	3	3	0	0	2	1	0	0	14	13	1	1	20	18
Total	110	81	256	72	196	84	162	112	1321	654	5	3	2050	1006

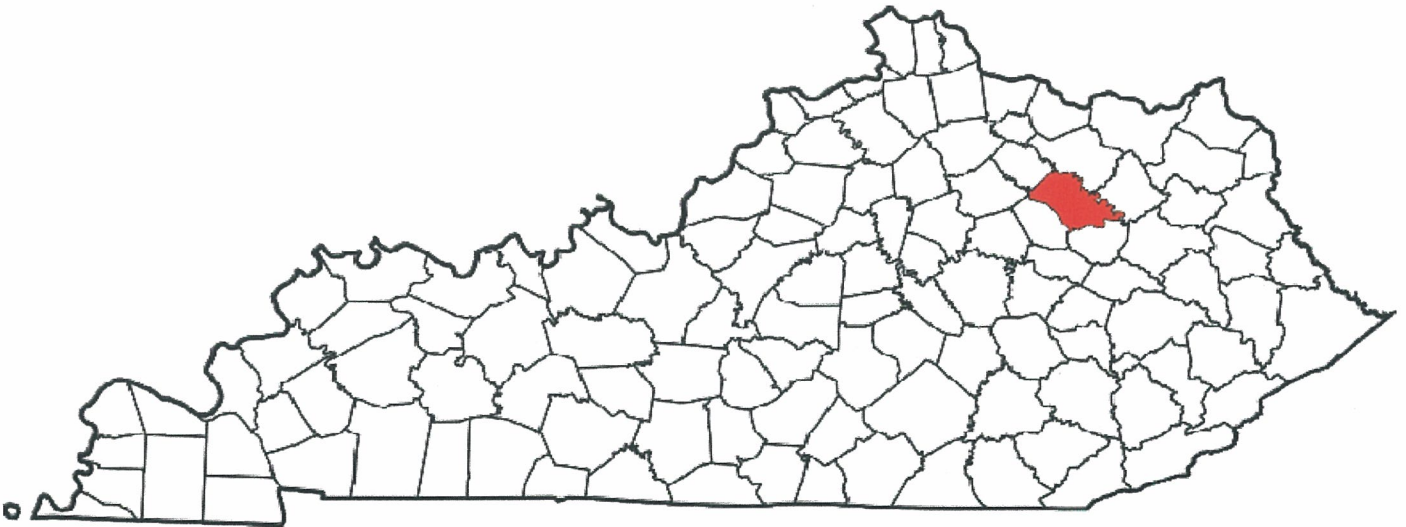
Bath County

**A CRIME IS COMMITTED IN BATH COUNTY
APPROXIMATELY EVERY 1.7 DAYS**

FULL TIME SWORN LAW ENFORCEMENT EMPLOYEES

Agency	Male	Female	Total
STATE POLICE	45	1	46
BATH COUNTY SHERIFF'S OFFICE	4	0	4
OWINGSVILLE POLICE DEPARTMENT	4	0	4

**Kentucky State Police Troopers may be assigned to multiple counties per post.



County Seat: Owingsville
Population: 12,206
Registered Sex Offenders: 32

BATH COUNTY

Group A Offenses	State Police		Sheriff		Owingsville PD		All Other Agencies		Total	
By Category	Offenses		Offenses		Offenses		Offenses		Offenses	
	Reported	Cleared	Reported	Cleared	Reported	Cleared	Reported	Cleared	Reported	Cleared
Arson	0	0	0	0	0	0	0	0	0	0
Assault Offenses	13	10	0	0	7	7	0	0	20	17
Bribery	0	0	0	0	0	0	0	0	0	0
Burglary/Breaking and Entering	32	2	0	0	4	1	0	0	36	3
Counterfeiting/Forgery	17	13	0	0	1	0	0	0	18	13
Destruction/Damage/Vandalism Of Property	8	4	0	0	7	4	0	0	15	8
Drug/Narcotic Offenses	30	9	0	0	35	35	0	0	65	44
Embezzlement	0	0	0	0	0	0	0	0	0	0
Extortion/Blackmail	0	0	0	0	0	0	0	0	0	0
Fraud Offenses	0	0	0	0	1	0	0	0	1	0
Gambling Offenses	0	0	0	0	0	0	0	0	0	0
Homicide Offenses	0	0	0	0	0	0	0	0	0	0
Kidnapping/Abduction	1	1	0	0	0	0	0	0	1	1
Larceny/Theft Offenses	26	11	1	0	6	2	0	0	33	13
Motor Vehicle Theft	0	0	0	0	0	0	0	0	0	0
Pornography/Obscene Material	1	0	0	0	0	0	0	0	1	0
Prostitution Offenses	0	0	0	0	0	0	0	0	0	0
Robbery	0	0	0	0	0	0	0	0	0	0
Sex Offenses, Forcible	12	8	0	0	0	0	0	0	12	8
Sex Offenses, Nonforcible	3	0	0	0	0	0	0	0	3	0
Stolen Property Offenses (Receiving, etc.)	1	0	0	0	1	1	0	0	2	1
Weapon Law Violations	4	3	0	0	1	1	0	0	5	4
Total	148	61	1	0	63	51	0	0	212	112

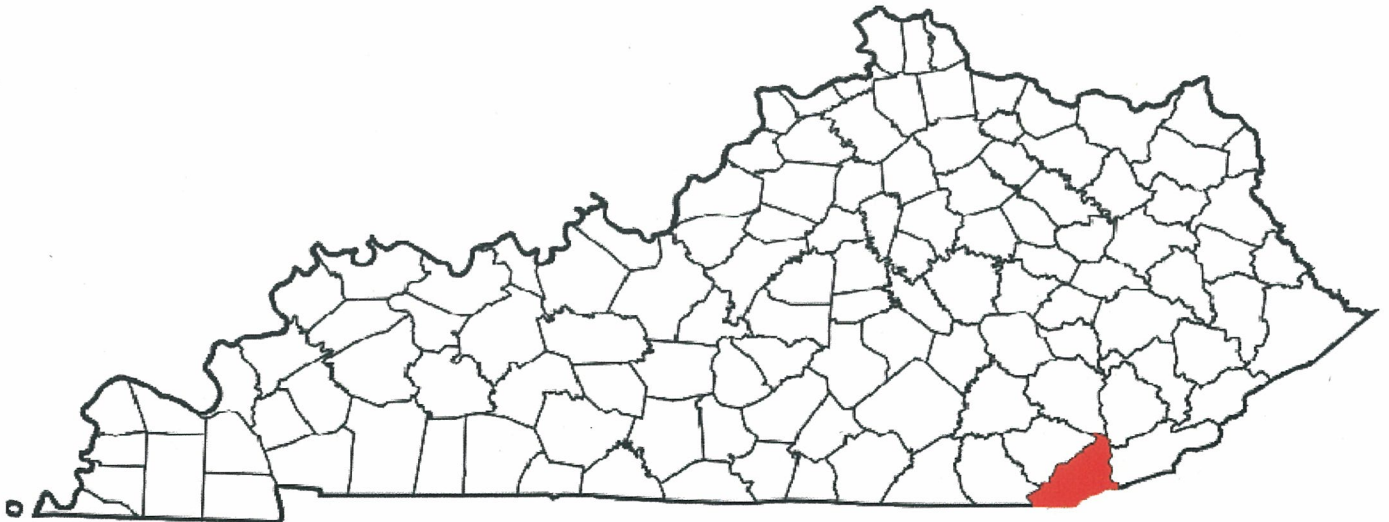
Bell County

**A CRIME IS COMMITTED IN BELL COUNTY
APPROXIMATELY EVERY 3 HOURS**

FULL TIME SWORN LAW ENFORCEMENT EMPLOYEES

Agency	Male	Female	Total
STATE POLICE	44	1	45
BELL COUNTY SHERIFF'S OFFICE	9	0	9
CUMBERLAND POLICE DEPARTMENT	6	0	6
MIDDLESBORO POLICE DEPARTMENT	23	0	23
PINEVILLE POLICE DEPARTMENT	8	0	8

**Kentucky State Police Troopers may be assigned to multiple counties per post.



County Seat: Pineville
Population: 27,778
Registered Sex Offenders: 33

BELL COUNTY

Group A Offenses	State Police		Sheriff		Cumberland PD		Middlesboro PD		Pineville PD		All Other Agencies		Total	
By Category	Offenses		Offenses		Offenses		Offenses		Offenses		Offenses		Offenses	
	Reported	Cleared	Reported	Cleared	Reported	Cleared	Reported	Cleared	Reported	Cleared	Reported	Cleared	Reported	Cleared
Arson	2	1	2	0	0	0	3	0	0	0	0	0	7	1
Assault Offenses	21	17	54	35	0	0	116	41	2	2	0	0	193	95
Bribery	0	0	0	0	0	0	0	0	0	0	0	0	0	0
Burglary/Breaking and Entering	15	1	54	4	0	0	55	13	7	2	0	0	131	20
Counterfeiting/Forgery	0	0	69	0	0	0	52	28	2	0	0	0	123	28
Destruction/Damage/Vandalism Of Property	7	3	14	0	0	0	83	11	6	0	3	0	113	14
Drug/Narcotic Offenses	270	85	61	57	30	3	534	507	52	38	2	0	949	690
Embezzlement	0	0	0	0	0	0	0	0	0	0	0	0	0	0
Extortion/Blackmail	0	0	0	0	0	0	0	0	0	0	0	0	0	0
Fraud Offenses	7	4	6	1	0	0	61	12	3	0	0	0	77	17
Gambling Offenses	0	0	0	0	0	0	0	0	0	0	0	0	0	0
Homicide Offenses	0	0	0	0	0	0	1	1	0	0	0	0	1	1
Kidnapping/Abduction	0	0	1	1	0	0	0	0	1	1	0	0	2	2
Larceny/Theft Offenses	22	5	82	3	0	0	792	427	26	8	4	1	926	444
Motor Vehicle Theft	4	0	5	1	0	0	12	3	2	0	0	0	23	4
Pornography/Obscene Material	25	25	0	0	0	0	0	0	0	0	0	0	25	25
Prostitution Offenses	0	0	0	0	0	0	1	0	0	0	0	0	1	0
Robbery	1	0	2	2	0	0	6	3	0	0	0	0	9	5
Sex Offenses, Forcible	22	11	4	0	0	0	5	1	2	0	0	0	33	12
Sex Offenses, Nonforcible	3	2	1	0	0	0	2	2	1	0	0	0	7	4
Stolen Property Offenses (Receiving, etc.)	8	8	5	1	0	0	15	9	0	0	0	0	28	18
Weapon Law Violations	3	2	1	0	0	0	8	7	1	1	0	0	13	10
Total	410	164	361	105	30	3	1746	1065	105	52	9	1	2661	1390

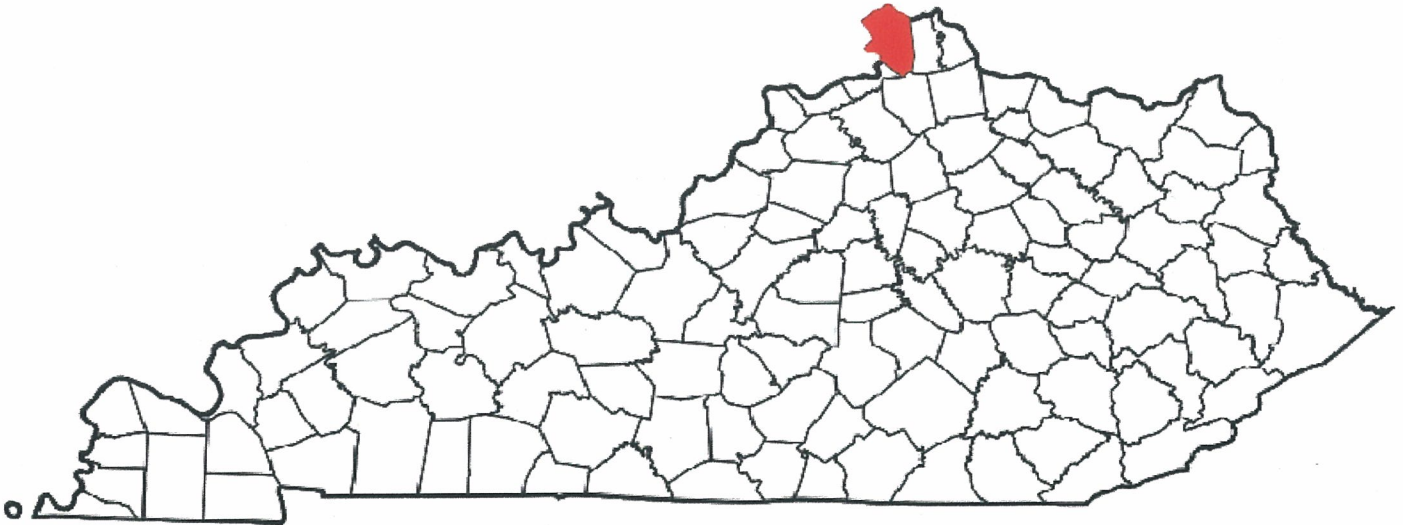
Boone County

A CRIME IS COMMITTED IN BOONE COUNTY
APPROXIMATELY EVERY 1 HOUR

FULL TIME SWORN LAW ENFORCEMENT EMPLOYEES

Agency	Male	Female	Total
STATE POLICE	36	0	36
BOONE COUNTY SHERIFF'S OFFICE	128	3	131
FLORENCE POLICE DEPARTMENT	59	2	61
CIN - N KY AIRPORT	46	3	49

**Kentucky State Police Troopers may be assigned to multiple counties per post.



County Seat: Burlington
Population: 126,413
Registered Sex Offenders: 104

**BOONE
COUNTY**

Group A Offenses	State Police		Sheriff		Florence PD		Cin-N KY Airport PD		All Other Agencies		Total	
By Category	Offenses		Offenses		Offenses		Offenses		Offenses		Offenses	
	Reported	Cleared	Reported	Cleared	Reported	Cleared	Reported	Cleared	Reported	Cleared	Reported	Cleared
Arson	0	0	4	1	5	2	0	0	0	0	9	3
Assault Offenses	0	0	375	212	181	79	8	7	0	0	564	298
Bribery	0	0	0	0	0	0	0	0	0	0	0	0
Burglary/Breaking and Entering	0	0	310	68	197	49	0	0	1	0	508	117
Counterfeiting/Forgery	0	0	89	45	91	60	290	290	1	0	471	395
Destruction/Damage/Vandalism Of Property	0	0	372	89	293	43	6	1	0	0	671	133
Drug/Narcotic Offenses	22	15	472	440	217	201	74	74	37	32	822	762
Embezzlement	0	0	0	0	0	0	0	0	0	0	0	0
Extortion/Blackmail	0	0	1	0	1	1	7	0	0	0	9	1
Fraud Offenses	0	0	162	44	163	68	11	7	1	0	337	119
Gambling Offenses	0	0	0	0	1	1	0	0	0	0	1	1
Homicide Offenses	0	0	1	1	0	0	0	0	0	0	1	1
Kidnapping/Abduction	0	0	4	3	7	3	0	0	0	0	11	6
Larceny/Theft Offenses	4	3	1008	316	1493	780	38	17	3	0	2546	1116
Motor Vehicle Theft	0	0	66	26	52	16	2	2	0	0	120	44
Pornography/Obscene Material	9	0	12	7	7	7	0	0	0	0	28	14
Prostitution Offenses	0	0	0	0	1	1	0	0	0	0	1	1
Robbery	0	0	22	10	35	19	0	0	0	0	57	29
Sex Offenses, Forcible	2	0	108	78	44	24	0	0	0	0	154	102
Sex Offenses, Nonforcible	0	0	4	1	16	15	0	0	0	0	20	16
Stolen Property Offenses (Receiving, etc.)	0	0	53	36	95	81	9	6	0	0	157	123
Weapon Law Violations	3	0	22	22	9	9	13	13	2	2	49	46
Total	40	18	3085	1399	2908	1459	458	417	45	34	6536	3327

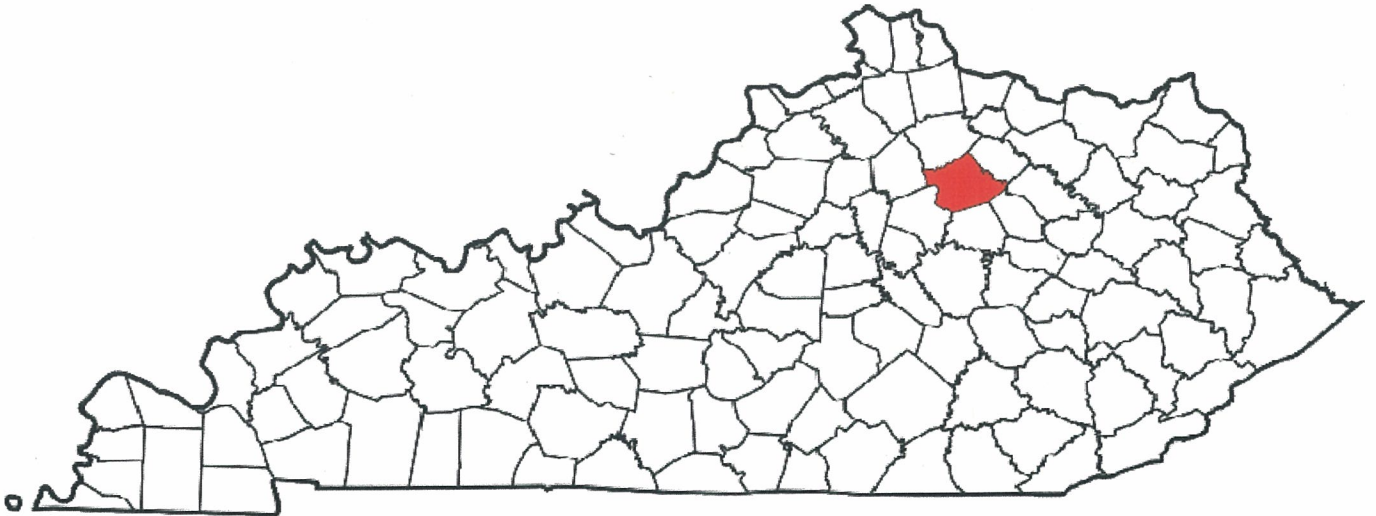
Bourbon County

A CRIME IS COMMITTED IN BOURBON COUNTY
APPROXIMATELY EVERY 8 HOURS

FULL TIME SWORN LAW ENFORCEMENT EMPLOYEES

Agency	Male	Female	Total
STATE POLICE	36	0	36
BOURBON COUNTY SHERIFF'S OFFICE	6	0	6
PARIS POLICE DEPARTMENT	25	1	26

**Kentucky State Police Troopers may be assigned to multiple counties per post.



County Seat: Paris
Population: 19,972
Registered Sex Offenders: 15

**BOURBON
COUNTY**

Group A Offenses	State Police		Sheriff		Paris PD		All Other Agencies		Total	
By Category	Offenses		Offenses		Offenses		Offenses		Offenses	
	Reported	Cleared	Reported	Cleared	Reported	Cleared	Reported	Cleared	Reported	Cleared
Arson	0	0	0	0	2	1	0	0	2	1
Assault Offenses	17	16	16	9	129	77	0	0	162	102
Bribery	0	0	0	0	0	0	0	0	0	0
Burglary/Breaking and Entering	12	1	50	6	62	12	0	0	124	19
Counterfeiting/Forgery	1	1	49	28	29	23	0	0	79	52
Destruction/Damage/Vandalism Of Property	5	4	11	1	82	19	0	0	98	24
Drug/Narcotic Offenses	15	6	1	1	139	98	0	0	155	105
Embezzlement	0	0	0	0	0	0	0	0	0	0
Extortion/Blackmail	0	0	0	0	0	0	0	0	0	0
Fraud Offenses	1	0	41	0	28	9	0	0	70	9
Gambling Offenses	0	0	0	0	0	0	0	0	0	0
Homicide Offenses	0	0	0	0	0	0	0	0	0	0
Kidnapping/Abduction	0	0	0	0	7	6	0	0	7	6
Larceny/Theft Offenses	9	1	42	5	207	91	0	0	258	97
Motor Vehicle Theft	1	1	4	1	12	5	0	0	17	7
Pornography/Obscene Material	1	0	0	0	0	0	0	0	1	0
Prostitution Offenses	0	0	0	0	0	0	0	0	0	0
Robbery	1	0	3	2	5	2	0	0	9	4
Sex Offenses, Forcible	4	0	3	1	7	7	0	0	14	8
Sex Offenses, Nonforcible	0	0	1	1	0	0	0	0	1	1
Stolen Property Offenses (Receiving, etc.)	3	3	0	0	12	10	0	0	15	13
Weapon Law Violations	2	2	1	1	9	9	0	0	12	12
Total	72	35	222	56	730	369	0	0	1024	460

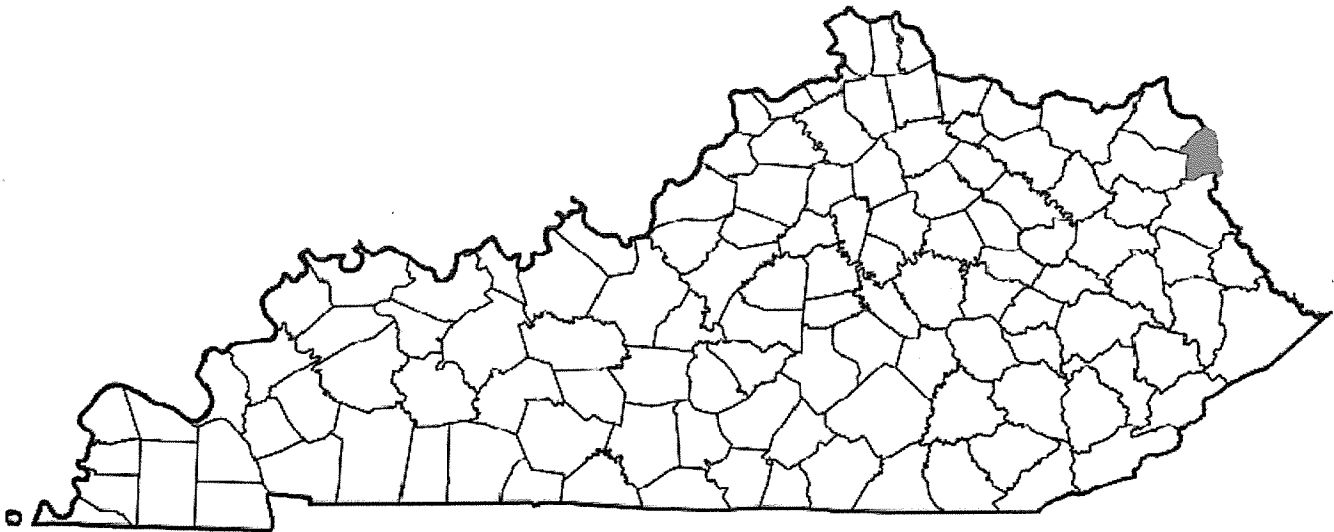
Boyd County

**A CRIME IS COMMITTED IN BOYD COUNTY
APPROXIMATELY EVERY 2 HOURS**

FULL TIME SWORN LAW ENFORCEMENT EMPLOYEES

Agency	Male	Female	Total
STATE POLICE	33	0	33
BOYD COUNTY SHERIFF'S OFFICE	28	3	31
ASHLAND POLICE DEPARTMENT	45	2	47
CATLETTSBURG POLICE DEPARTMENT	10	0	10

**Kentucky State Police Troopers may be assigned to multiple counties per post.



County Seat: Catlettsburg
Population: 48,832
Registered Sex Offenders: 76

**BOYD
COUNTY**

Group A Offenses	State Police		Sheriff		Ashland PD		Catlettsburg PD		All Other Agencies		Total	
By Category	Offenses		Offenses		Offenses		Offenses		Offenses		Offenses	
	Reported	Cleared	Reported	Cleared	Reported	Cleared	Reported	Cleared	Reported	Cleared	Reported	Cleared
Arson	2	0	0	0	5	0	0	0	0	0	7	0
Assault Offenses	12	6	85	59	310	177	30	3	0	0	437	245
Bribery	2	1	1	1	0	0	0	0	0	0	3	2
Burglary/Breaking and Entering	6	0	16	13	168	28	9	3	0	0	199	44
Counterfeiting/Forgery	4	2	25	5	119	6	14	10	0	0	162	23
Destruction/Damage/Vandalism Of Property	4	0	27	9	178	15	3	0	0	0	212	24
Drug/Narcotic Offenses	32	24	182	147	178	130	43	37	0	0	435	338
Embezzlement	0	0	0	0	0	0	0	0	0	0	0	0
Extortion/Blackmail	0	0	0	0	0	0	0	0	0	0	0	0
Fraud Offenses	7	3	10	3	78	22	22	14	1	0	118	42
Gambling Offenses	0	0	0	0	0	0	0	0	0	0	0	0
Homicide Offenses	1	1	0	0	3	3	0	0	0	0	4	4
Kidnapping/Abduction	2	0	1	0	4	4	0	0	0	0	7	4
Larceny/Theft Offenses	44	14	96	43	996	360	42	6	0	0	1178	423
Motor Vehicle Theft	6	2	10	4	36	4	1	0	0	0	53	10
Pornography/Obscene Material	1	0	0	0	5	3	0	0	2	0	8	3
Prostitution Offenses	0	0	0	0	3	2	0	0	0	0	3	2
Robbery	0	0	0	0	18	6	0	0	0	0	18	6
Sex Offenses, Forcible	21	8	4	0	19	9	1	0	0	0	45	17
Sex Offenses, Nonforcible	0	0	0	0	1	0	0	0	0	0	1	0
Stolen Property Offenses (Receiving, etc.)	3	2	26	15	56	16	4	0	0	0	89	33
Weapon Law Violations	0	0	7	6	17	11	0	0	0	0	24	17
Total	147	63	490	305	2194	796	169	73	3	0	3003	1237

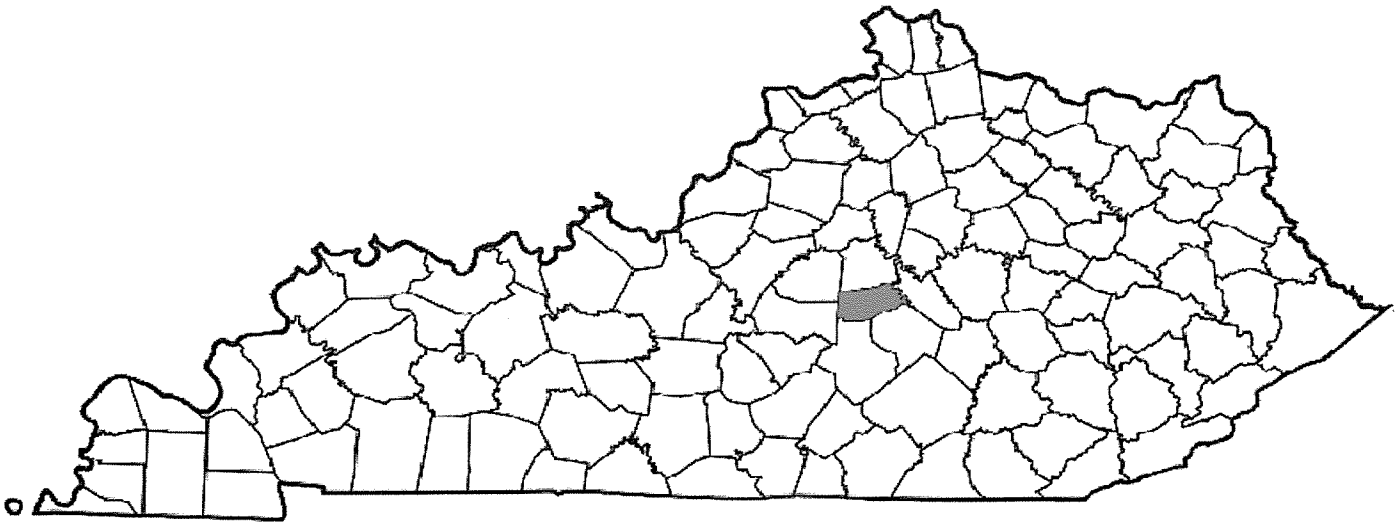
Boyle County

A CRIME IS COMMITTED IN BOYLE COUNTY
APPROXIMATELY EVERY 5 HOURS

FULL TIME SWORN LAW ENFORCEMENT EMPLOYEES

Agency	Male	Female	Total
STATE POLICE	43	0	43
BOYLE COUNTY SHERIFF'S OFFICE	11	0	11
DANVILLE POLICE DEPARTMENT	26	3	29
JUNCTION CITY POLICE DEPARTMENT	3	0	3
PERRYVILLE POLICE DEPARTMENT	3	0	3

**Kentucky State Police Troopers may be assigned to multiple counties per post.



County Seat: Danville
Population: 29,706
Registered Sex Offenders: 38

**BOYLE
COUNTY**

Group A Offenses	State Police		Sheriff		Danville PD		Junction City PD		Perryville PD		All Other Agencies		Total	
By Category	Offenses		Offenses		Offenses		Offenses		Offenses		Offenses		Offenses	
	Reported	Cleared	Reported	Cleared	Reported	Cleared	Reported	Cleared	Reported	Cleared	Reported	Cleared	Reported	Cleared
Arson	0	0	0	0	1	0	0	0	0	0	0	0	1	0
Assault Offenses	10	3	21	9	219	95	2	2	1	1	0	0	253	110
Bribery	0	0	0	0	0	0	0	0	0	0	0	0	0	0
Burglary/Breaking and Entering	3	1	16	2	96	26	0	0	0	0	0	0	115	29
Counterfeiting/Forgery	6	1	7	3	45	7	0	0	0	0	1	1	59	12
Destruction/Damage/Vandalism Of Property	7	0	4	1	135	12	0	0	1	1	0	0	147	14
Drug/Narcotic Offenses	45	25	172	51	168	142	3	3	2	2	0	0	390	223
Embezzlement	0	0	0	0	0	0	0	0	0	0	0	0	0	0
Extortion/Blackmail	0	0	0	0	0	0	0	0	0	0	0	0	0	0
Fraud Offenses	3	0	6	0	61	4	0	0	0	0	1	0	71	4
Gambling Offenses	0	0	0	0	0	0	0	0	0	0	0	0	0	0
Homicide Offenses	1	1	5	4	2	1	0	0	0	0	0	0	8	6
Kidnapping/Abduction	0	0	4	2	5	1	0	0	0	0	0	0	9	3
Larceny/Theft Offenses	4	2	10	0	375	123	1	1	1	1	0	0	391	127
Motor Vehicle Theft	2	1	4	1	13	1	0	0	0	0	0	0	19	3
Pornography/Obscene Material	7	6	3	0	0	0	0	0	0	0	0	0	10	6
Prostitution Offenses	0	0	0	0	0	0	0	0	0	0	0	0	0	0
Robbery	0	0	0	0	18	7	1	1	0	0	0	0	19	8
Sex Offenses, Forcible	26	4	1	0	10	2	0	0	0	0	0	0	37	6
Sex Offenses, Nonforcible	1	0	0	0	1	1	0	0	0	0	0	0	2	1
Stolen Property Offenses (Receiving, etc.)	0	0	4	1	22	13	0	0	0	0	0	0	26	14
Weapon Law Violations	1	1	4	1	7	6	0	0	0	0	1	1	13	9
Total	116	45	261	75	1178	441	7	7	5	5	3	2	1570	575

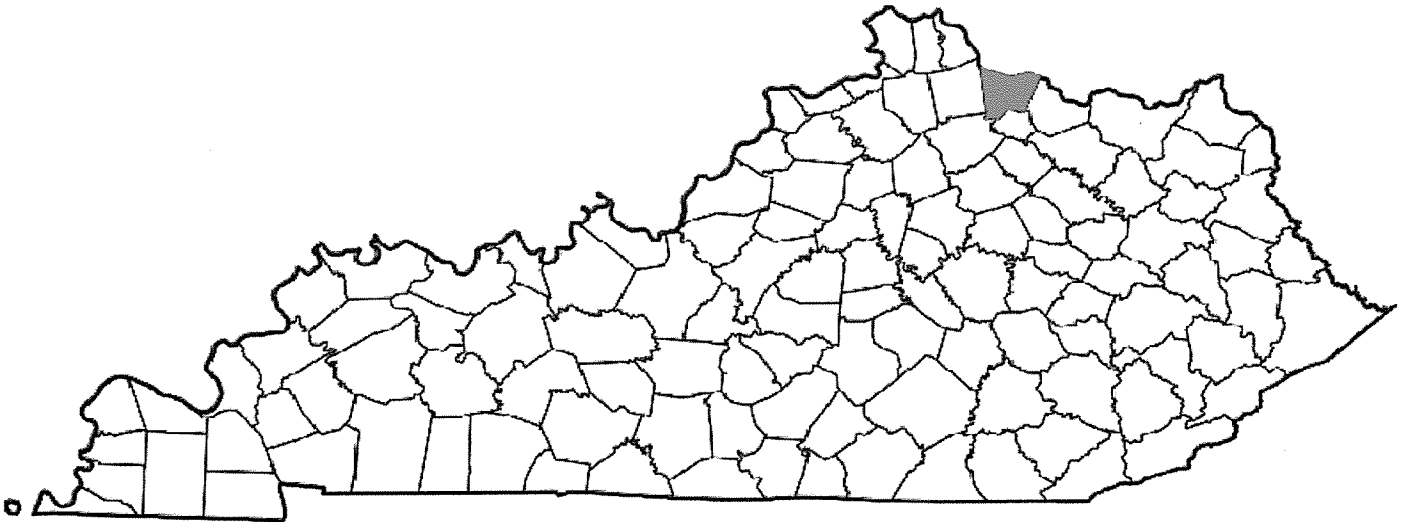
Bracken County

A CRIME IS COMMITTED IN BRACKEN COUNTY
APPROXIMATELY EVERY 1.4 DAYS

FULL TIME SWORN LAW ENFORCEMENT EMPLOYEES

Agency	Male	Female	Total
STATE POLICE	36	0	36
BRACKEN COUNTY SHERIFF'S OFFICE	5	0	5
AUGUSTA POLICE DEPARTMENT	3	0	3

**Kentucky State Police Troopers may be assigned to multiple counties per post.



County Seat: Brooksville
Population: 8,406
Registered Sex Offenders: 22

BRACKEN COUNTY

Group A Offenses	State Police		Sheriff		Augusta PD		All Other Agencies		Total	
By Category	Offenses		Offenses		Offenses		Offenses		Offenses	
	Reported	Cleared	Reported	Cleared	Reported	Cleared	Reported	Cleared	Reported	Cleared
Arson	1	0	0	0	0	0	0	0	1	0
Assault Offenses	15	13	29	16	19	3	0	0	63	32
Bribery	0	0	0	0	0	0	0	0	0	0
Burglary/Breaking and Entering	7	1	30	6	5	0	0	0	42	7
Counterfeiting/Forgery	0	0	8	0	0	0	0	0	8	0
Destruction/Damage/Vandalism Of Property	3	1	11	1	14	1	0	0	28	3
Drug/Narcotic Offenses	8	6	6	1	3	3	0	0	17	10
Embezzlement	0	0	0	0	0	0	0	0	0	0
Extortion/Blackmail	0	0	0	0	0	0	0	0	0	0
Fraud Offenses	2	1	2	1	1	0	0	0	5	2
Gambling Offenses	0	0	0	0	0	0	0	0	0	0
Homicide Offenses	1	1	0	0	0	0	0	0	1	1
Kidnapping/Abduction	0	0	2	0	0	0	0	0	2	0
Larceny/Theft Offenses	13	8	31	2	25	3	2	0	71	13
Motor Vehicle Theft	1	0	6	2	0	0	0	0	7	2
Pornography/Obscene Material	0	0	0	0	0	0	0	0	0	0
Prostitution Offenses	0	0	0	0	0	0	0	0	0	0
Robbery	0	0	0	0	0	0	0	0	0	0
Sex Offenses, Forcible	8	4	0	0	0	0	0	0	8	4
Sex Offenses, Nonforcible	2	1	0	0	0	0	0	0	2	1
Stolen Property Offenses (Receiving, etc.)	1	0	5	2	1	0	0	0	7	2
Weapon Law Violations	0	0	1	1	0	0	0	0	1	1
Total	62	36	131	32	68	10	2	0	263	78

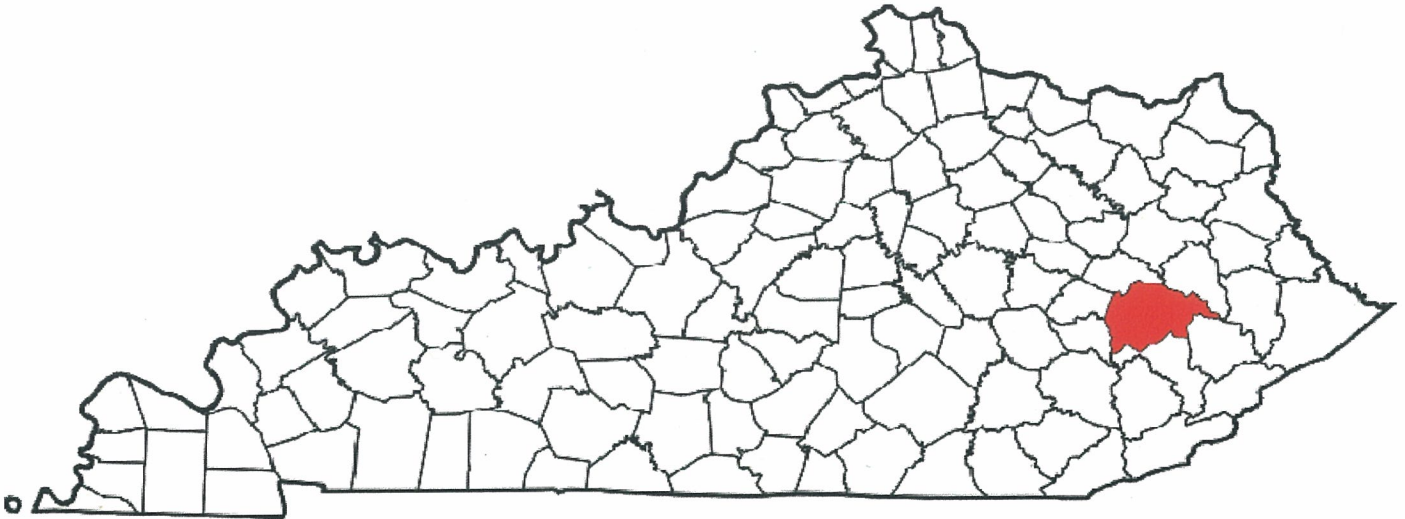
Breathitt County

A CRIME IS COMMITTED IN BREATHITT COUNTY
APPROXIMATELY EVERY 1.3 DAYS

FULL TIME SWORN LAW ENFORCEMENT EMPLOYEES

Agency	Male	Female	Total
STATE POLICE	47	1	48
BREATHITT COUNTY SHERIFF'S OFFICE	1	0	1
JACKSON POLICE DEPARTMENT	8	0	8

**Kentucky State Police Troopers may be assigned to multiple counties per post.



County Seat: Jackson
Population: 13,409
Registered Sex Offenders: 21

**BREATHITT
COUNTY**

Group A Offenses	State Police		Sheriff		Jackson PD		All Other Agencies		Total	
By Category	Offenses		Offenses		Offenses		Offenses		Offenses	
	Reported	Cleared	Reported	Cleared	Reported	Cleared	Reported	Cleared	Reported	Cleared
Arson	2	0	0	0	1	1	0	0	3	1
Assault Offenses	39	33	0	0	7	4	0	0	46	37
Bribery	0	0	0	0	0	0	0	0	0	0
Burglary/Breaking and Entering	36	4	3	3	14	0	0	0	53	7
Counterfeiting/Forgery	5	0	0	0	0	0	0	0	5	0
Destruction/Damage/Vandalism Of Property	3	1	0	0	6	2	0	0	9	3
Drug/Narcotic Offenses	73	37	0	0	13	10	0	0	86	47
Embezzlement	0	0	0	0	0	0	0	0	0	0
Extortion/Blackmail	0	0	0	0	0	0	0	0	0	0
Fraud Offenses	8	5	0	0	1	0	0	0	9	5
Gambling Offenses	0	0	0	0	0	0	0	0	0	0
Homicide Offenses	4	4	0	0	0	0	0	0	4	4
Kidnapping/Abduction	0	0	0	0	0	0	0	0	0	0
Larceny/Theft Offenses	13	3	0	0	15	1	0	0	28	4
Motor Vehicle Theft	6	0	1	0	4	0	0	0	11	0
Pornography/Obscene Material	0	0	0	0	0	0	0	0	0	0
Prostitution Offenses	0	0	0	0	0	0	0	0	0	0
Robbery	1	0	0	0	0	0	0	0	1	0
Sex Offenses, Forcible	11	3	0	0	0	0	0	0	11	3
Sex Offenses, Nonforcible	0	0	0	0	0	0	0	0	0	0
Stolen Property Offenses (Receiving, etc.)	8	5	0	0	0	0	0	0	8	5
Weapon Law Violations	3	3	0	0	0	0	0	0	3	3
Total	212	98	4	3	61	18	0	0	277	119

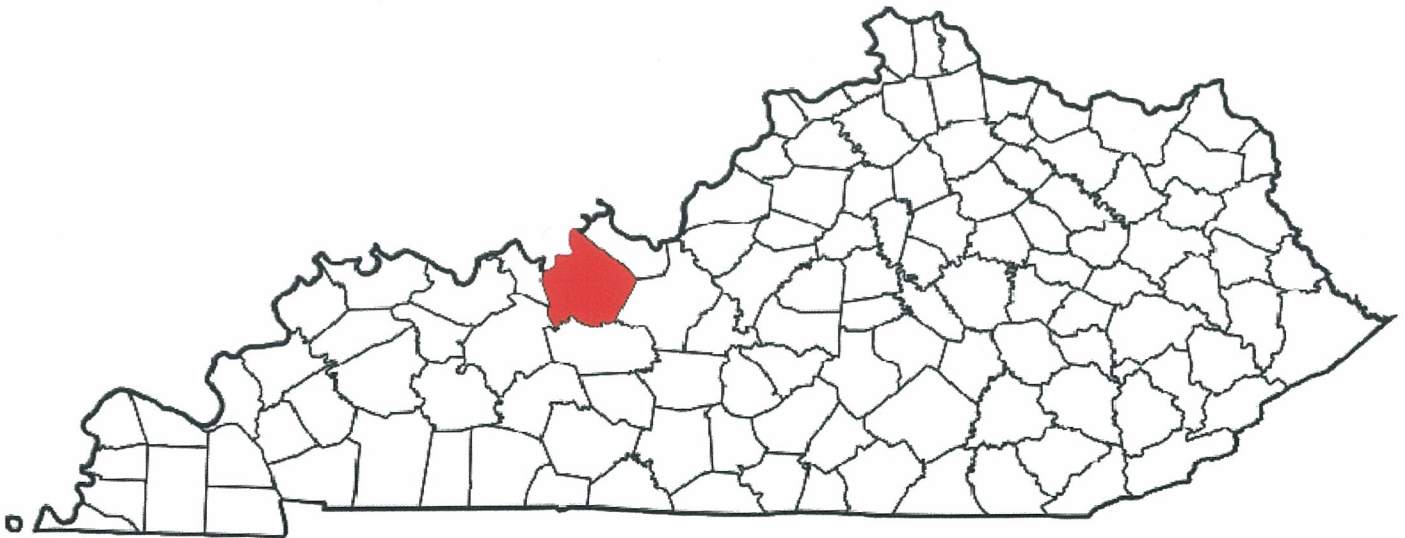
Breckinridge County

A CRIME IS COMMITTED IN BRECKINRIDGE COUNTY
APPROXIMATELY EVERY 1.7 DAYS

FULL TIME SWORN LAW ENFORCEMENT EMPLOYEES

Agency	Male	Female	Total
STATE POLICE	47	0	47
BRECKINRIDGE COUNTY SHERIFF'S OFFICE	9	2	11
HARDINSBURG POLICE DEPARTMENT	5	0	5
CLOVERPORT POLICE DEPARTMENT	1	0	1
IRVINGTON POLICE DEPARTMENT	3	0	3

**Kentucky State Police Troopers may be assigned to multiple counties per post.



County Seat: Hardinsburg
Population: 19,888
Registered Sex Offenders: 49

**BRECKINRIDGE
COUNTY**

Group A Offenses	State Police		Sheriff		Hardinsburg PD		Cloverport PD		Irvington PD		All Other Agencies		Total	
By Category	Offenses		Offenses		Offenses		Offenses		Offenses		Offenses		Offenses	
	Reported	Cleared	Reported	Cleared	Reported	Cleared	Reported	Cleared	Reported	Cleared	Reported	Cleared	Reported	Cleared
Arson	0	0	0	0	0	0	0	0	0	0	0	0	0	0
Assault Offenses	9	9	12	11	18	16	0	0	1	1	0	0	40	37
Bribery	1	1	0	0	0	0	0	0	0	0	0	0	1	1
Burglary/Breaking and Entering	3	0	11	1	6	2	0	0	0	0	0	0	20	3
Counterfeiting/Forgery	0	0	6	1	2	0	0	0	1	0	0	0	9	1
Destruction/Damage/Vandalism Of Property	2	2	5	3	8	5	0	0	0	0	0	0	15	10
Drug/Narcotic Offenses	29	5	13	10	4	3	0	0	2	2	8	0	56	20
Embezzlement	0	0	0	0	0	0	0	0	0	0	0	0	0	0
Extortion/Blackmail	0	0	0	0	0	0	0	0	0	0	0	0	0	0
Fraud Offenses	0	0	0	0	1	1	0	0	0	0	0	0	1	1
Gambling Offenses	0	0	0	0	0	0	0	0	0	0	0	0	0	0
Homicide Offenses	1	1	0	0	0	0	0	0	0	0	0	0	1	1
Kidnapping/Abduction	0	0	1	1	1	1	0	0	0	0	0	0	2	2
Larceny/Theft Offenses	3	2	9	1	10	7	1	1	3	0	0	0	26	11
Motor Vehicle Theft	1	0	3	0	0	0	0	0	3	0	0	0	7	0
Pornography/Obscene Material	1	1	0	0	0	0	0	0	0	0	0	0	1	1
Prostitution Offenses	0	0	0	0	0	0	0	0	0	0	0	0	0	0
Robbery	0	0	0	0	0	0	0	0	0	0	0	0	0	0
Sex Offenses, Forcible	23	5	0	0	1	0	0	0	1	1	1	0	26	6
Sex Offenses, Nonforcible	1	1	0	0	1	0	0	0	0	0	0	0	2	1
Stolen Property Offenses (Receiving, etc.)	1	1	0	0	1	0	0	0	0	0	0	0	2	1
Weapon Law Violations	0	0	1	1	3	3	0	0	0	0	0	0	4	4
Total	75	28	61	29	56	38	1	1	11	4	9	0	213	100

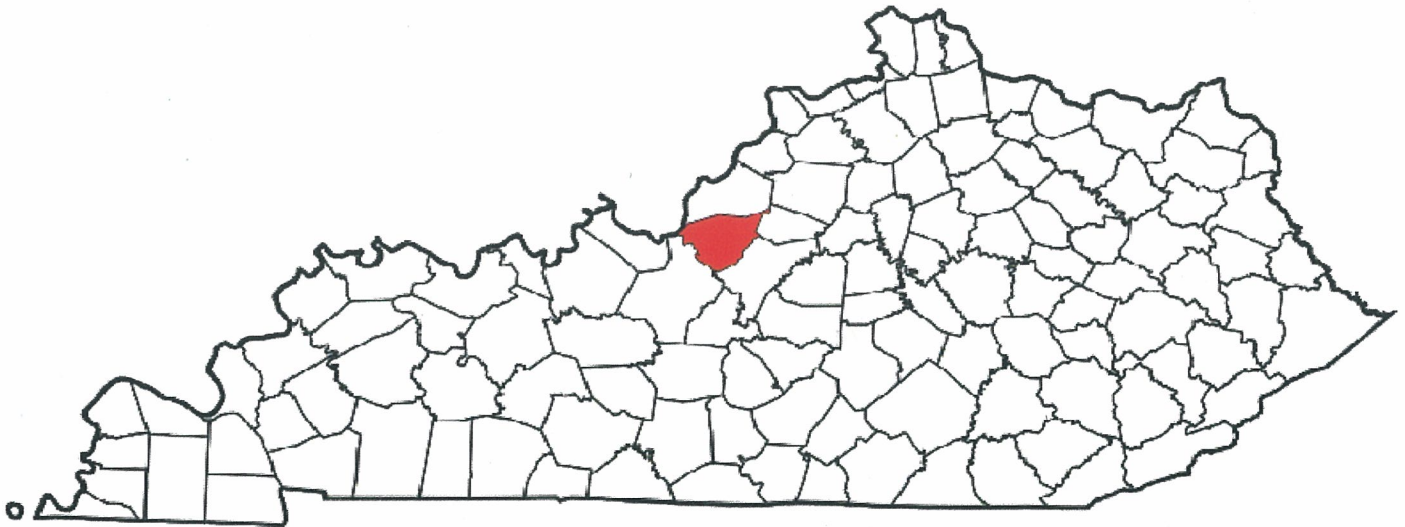
Bullitt County

A CRIME IS COMMITTED IN BULLITT COUNTY
APPROXIMATELY EVERY 3 HOURS

FULL TIME SWORN LAW ENFORCEMENT EMPLOYEES

Agency	Male	Female	Total
STATE POLICE	47	0	47
BULLITT COUNTY SHERIFF'S OFFICE	46	3	49
SHEPHERDSVILLE POLICE DEPARTMENT	25	1	26
LEBANON JUNCTION POLICE DEPARTMENT	5	0	5
MT. WASHINGTON POLICE DEPARTMENT	14	1	15
HILLVIEW POLICE DEPARTMENT	14	0	14
PIONEER VILLAGE POLICE DEPARTMENT	4	0	0

**Kentucky State Police Troopers may be assigned to multiple counties per post.



County Seat: Shepherdsville
Population: 77,955
Registered Sex Offenders: 76

BULLITT COUNTY

Group A Offenses	State Police		Sheriff		Shepherdsville PD		Lebanon Junction		Mt. Washington PD	
By Category	Offenses		Offenses		Offenses		Offenses		Offenses	
	Reported	Cleared	Reported	Cleared	Reported	Cleared	Reported	Cleared	Reported	Cleared
Arson	0	0	2	0	1	0	0	0	1	0
Assault Offenses	3	1	80	32	218	89	3	1	45	29
Bribery	0	0	1	1	0	0	0	0	0	0
Burglary/Breaking and Entering	0	0	149	13	57	8	11	2	33	2
Counterfeiting/Forgery	0	0	21	7	15	3	1	1	15	8
Destruction/Damage/Vandalism Of Property	1	1	92	9	79	9	1	0	21	3
Drug/Narcotic Offenses	24	17	62	52	246	242	3	0	6	3
Embezzlement	0	0	0	0	0	0	0	0	0	0
Extortion/Blackmail	0	0	1	0	0	0	0	0	0	0
Fraud Offenses	1	1	43	1	30	6	4	2	8	1
Gambling Offenses	0	0	0	0	0	0	0	0	0	0
Homicide Offenses	0	0	3	2	0	0	0	0	0	0
Kidnapping/Abduction	1	1	2	0	3	1	0	0	0	0
Larceny/Theft Offenses	5	2	292	32	270	36	22	7	85	11
Motor Vehicle Theft	0	0	41	5	36	4	3	0	13	0
Pornography/Obscene Material	0	0	2	0	0	0	0	0	0	0
Prostitution Offenses	0	0	0	0	1	1	0	0	0	0
Robbery	0	0	9	1	9	4	2	0	1	0
Sex Offenses, Forcible	5	4	17	2	15	1	1	0	3	0
Sex Offenses, Nonforcible	0	0	1	0	3	0	0	0	0	0
Stolen Property Offenses (Receiving, etc.)	1	0	16	2	16	10	2	1	1	1
Weapon Law Violations	4	3	3	3	10	10	0	0	1	1
Total	45	30	837	162	1009	424	53	14	233	59

**BULLITT
COUNTY**

Group A Offenses	Pioneer Village PD		Hillview PD		All Other Agencies		-		Total	
By Category	Offenses		Offenses		Offenses		Offenses		Offenses	
	Reported	Cleared	Reported	Cleared	Reported	Cleared	Reported	Cleared	Reported	Cleared
Arson	0	0	0	0	0	0			4	0
Assault Offenses	1	1	52	20	0	0			402	173
Bribery	0	0	0	0	0	0			1	1
Burglary/Breaking and Entering	3	0	53	14	0	0			306	39
Counterfeiting/Forgery	0	0	3	0	0	0			55	19
Destruction/Damage/Vandalism Of Property	9	3	60	9	0	0			263	34
Drug/Narcotic Offenses	2	0	6	6	5	1			354	321
Embezzlement	0	0	0	0	0	0			0	0
Extortion/Blackmail	0	0	0	0	0	0			1	0
Fraud Offenses	1	0	29	1	0	0			116	12
Gambling Offenses	0	0	0	0	0	0			0	0
Homicide Offenses	0	0	0	0	0	0			3	2
Kidnapping/Abduction	0	0	3	0	0	0			9	2
Larceny/Theft Offenses	14	1	122	14	0	0			810	103
Motor Vehicle Theft	0	0	7	0	0	0			100	9
Pornography/Obscene Material	0	0	1	0	0	0			3	0
Prostitution Offenses	0	0	0	0	0	0			1	1
Robbery	0	0	4	0	0	0			25	5
Sex Offenses, Forcible	1	0	5	2	0	0			47	9
Sex Offenses, Nonforcible	0	0	0	0	0	0			4	0
Stolen Property Offenses (Receiving, etc.)	0	0	12	4	1	1			49	19
Weapon Law Violations	0	0	1	1	0	0			19	18
Total	31	5	358	71	6	2	0	0	2572	767

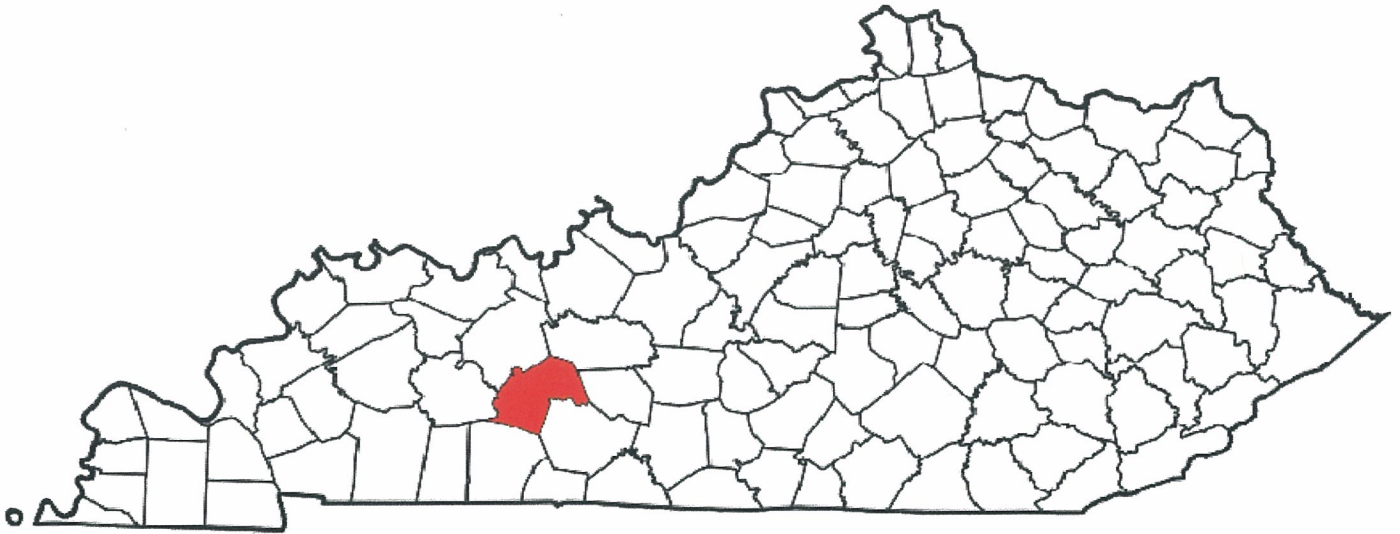
Butler County

A CRIME IS COMMITTED IN BUTLER COUNTY
APPROXIMATELY EVERY 1 DAY

FULL TIME SWORN LAW ENFORCEMENT EMPLOYEES

Agency	Male	Female	Total
STATE POLICE	41	1	42
BUTLER COUNTY SHERIFF'S OFFICE	6	0	6
MORGANTOWN POLICE DEPARTMENT	6	0	6

**Kentucky State Police Troopers may be assigned to multiple counties per post.



County Seat: Morgantown
Population: 12,875
Registered Sex Offenders: 17

**BUTLER
COUNTY**

Group A Offenses	State Police		Sheriff		Morgantown PD		All Other Agencies		Total	
By Category	Offenses		Offenses		Offenses		Offenses		Offenses	
	Reported	Cleared	Reported	Cleared	Reported	Cleared	Reported	Cleared	Reported	Cleared
Arson	1	1	1	1	0	0	0	0	2	2
Assault Offenses	13	10	10	1	20	12	0	0	43	23
Bribery	0	0	0	0	0	0	0	0	0	0
Burglary/Breaking and Entering	3	0	22	5	23	5	0	0	48	10
Counterfeiting/Forgery	1	1	2	1	9	0	0	0	12	2
Destruction/Damage/Vandalism Of Property	2	2	8	2	20	2	0	0	30	6
Drug/Narcotic Offenses	16	13	23	13	40	35	0	0	79	61
Embezzlement	0	0	0	0	0	0	0	0	0	0
Extortion/Blackmail	0	0	0	0	0	0	0	0	0	0
Fraud Offenses	2	1	2	0	6	1	0	0	10	2
Gambling Offenses	0	0	0	0	0	0	0	0	0	0
Homicide Offenses	0	0	0	0	0	0	0	0	0	0
Kidnapping/Abduction	0	0	0	0	0	0	0	0	0	0
Larceny/Theft Offenses	5	0	26	2	48	13	0	0	79	15
Motor Vehicle Theft	0	0	4	0	6	1	0	0	10	1
Pornography/Obscene Material	2	0	0	0	0	0	0	0	2	0
Prostitution Offenses	0	0	0	0	0	0	0	0	0	0
Robbery	0	0	1	1	0	0	0	0	1	1
Sex Offenses, Forcible	45	40	1	1	3	1	0	0	49	42
Sex Offenses, Nonforcible	0	0	0	0	1	0	0	0	1	0
Stolen Property Offenses (Receiving, etc.)	1	1	2	1	1	1	0	0	4	3
Weapon Law Violations	0	0	1	1	2	2	0	0	3	3
Total	91	69	103	29	179	73	0	0	373	171

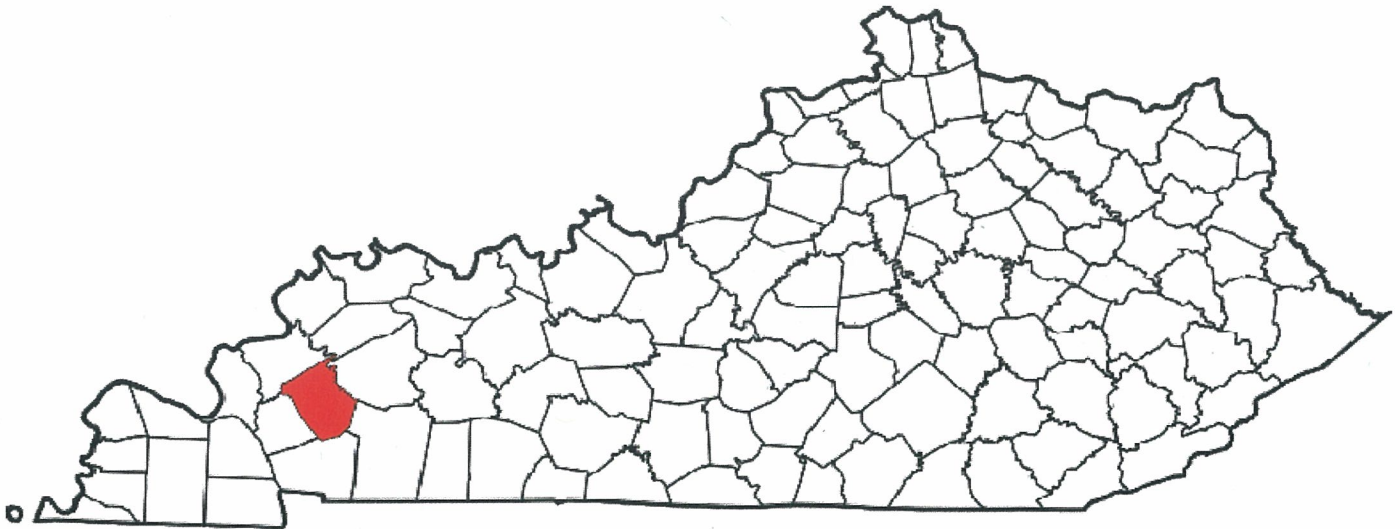
Caldwell County

A CRIME IS COMMITTED IN CALDWELL
COUNTY APPROXIMATELY EVERY 10 HOURS

FULL TIME SWORN LAW ENFORCEMENT EMPLOYEES

Agency	Male	Female	Total
STATE POLICE	39	0	39
CALDWELL COUNTY SHERIFF'S OFFICE	8	1	9
PRINCETON POLICE DEPARTMENT	15	0	15

**Kentucky State Police Troopers may be assigned to multiple counties per post.



County Seat: Princeton
Population: 12,725
Registered Sex Offenders: 27

**CALDWELL
COUNTY**

Group A Offenses	State Police		Sheriff		Princeton PD		All Other Agencies		Total	
By Category	Offenses		Offenses		Offenses		Offenses		Offenses	
	Reported	Cleared	Reported	Cleared	Reported	Cleared	Reported	Cleared	Reported	Cleared
Arson	0	0	1	0	1	0	0	0	2	0
Assault Offenses	11	6	42	26	106	85	0	0	159	117
Bribery	0	0	0	0	1	0	0	0	1	0
Burglary/Breaking and Entering	1	0	30	5	51	12	0	0	82	17
Counterfeiting/Forgery	1	1	1	1	54	8	1	0	57	10
Destruction/Damage/Vandalism Of Property	1	0	8	0	30	12	0	0	39	12
Drug/Narcotic Offenses	21	11	87	77	47	44	46	0	201	132
Embezzlement	0	0	0	0	0	0	0	0	0	0
Extortion/Blackmail	0	0	0	0	0	0	0	0	0	0
Fraud Offenses	1	1	3	2	17	6	0	0	21	9
Gambling Offenses	0	0	0	0	0	0	0	0	0	0
Homicide Offenses	2	1	0	0	0	0	0	0	2	1
Kidnapping/Abduction	2	2	2	1	3	1	0	0	7	4
Larceny/Theft Offenses	2	0	23	5	140	59	1	0	166	64
Motor Vehicle Theft	0	0	8	2	17	6	0	0	25	8
Pornography/Obscene Material	1	1	0	0	3	2	0	0	4	3
Prostitution Offenses	0	0	0	0	0	0	0	0	0	0
Robbery	2	1	0	0	9	4	0	0	11	5
Sex Offenses, Forcible	7	4	0	0	9	4	0	0	16	8
Sex Offenses, Nonforcible	8	1	0	0	1	1	0	0	9	2
Stolen Property Offenses (Receiving, etc.)	0	0	2	1	12	11	0	0	14	12
Weapon Law Violations	2	1	8	6	7	7	0	0	17	14
Total	62	30	215	126	508	262	48	0	833	418

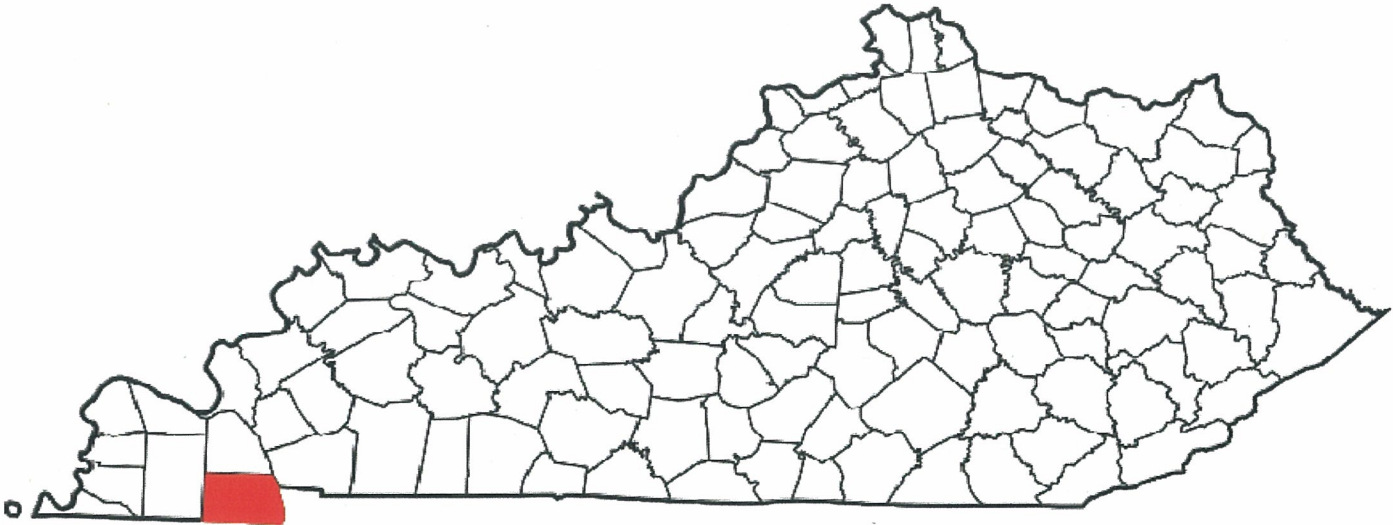
Calloway County

**A CRIME IS COMMITTED IN CALLOWAY COUNTY
APPROXIMATELY EVERY 3 HOURS**

FULL TIME SWORN LAW ENFORCEMENT EMPLOYEES

Agency	Male	Female	Total
STATE POLICE	38	2	40
CALLOWAY COUNTY SHERIFF'S OFFICE	12	2	14
MURRAY POLICE DEPARTMENT	36	4	40
MURRAY STATE UNIVERSITY POLICE	13	1	14

**Kentucky State Police Troopers may be assigned to multiple counties per post.



County Seat: Murray
Population: 38,282
Registered Sex Offenders: 62

**CALLOWAY
COUNTY**

Group A Offenses	State Police		Sheriff		Murray PD		Murray State Univ		All Other Agencies		Total	
By Category	Offenses		Offenses		Offenses		Offenses		Offenses		Offenses	
	Reported	Cleared	Reported	Cleared	Reported	Cleared	Reported	Cleared	Reported	Cleared	Reported	Cleared
Arson	4	3	0	0	2	1	4	0	0	0	10	4
Assault Offenses	21	17	142	100	265	146	12	8	0	0	440	271
Bribery	0	0	0	0	0	0	0	0	0	0	0	0
Burglary/Breaking and Entering	3	0	98	10	116	21	13	3	0	0	230	34
Counterfeiting/Forgery	0	0	8	4	45	25	1	0	0	0	54	29
Destruction/Damage/Vandalism Of Property	4	1	68	20	116	24	39	3	0	0	227	48
Drug/Narcotic Offenses	142	83	88	80	157	145	45	37	0	0	432	345
Embezzlement	0	0	0	0	0	0	0	0	0	0	0	0
Extortion/Blackmail	0	0	0	0	0	0	0	0	0	0	0	0
Fraud Offenses	5	5	52	1	53	0	1	0	0	0	111	6
Gambling Offenses	0	0	0	0	0	0	0	0	0	0	0	0
Homicide Offenses	0	0	3	2	1	1	0	0	0	0	4	3
Kidnapping/Abduction	0	0	3	2	4	2	0	0	0	0	7	4
Larceny/Theft Offenses	18	9	120	19	461	104	103	17	0	0	702	149
Motor Vehicle Theft	2	2	13	3	30	8	1	0	0	0	46	13
Pornography/Obscene Material	0	0	3	3	3	1	0	0	0	0	6	4
Prostitution Offenses	2	2	0	0	0	0	0	0	0	0	2	2
Robbery	0	0	0	0	11	1	0	0	0	0	11	1
Sex Offenses, Forcible	21	20	7	3	16	1	8	8	0	0	52	32
Sex Offenses, Nonforcible	1	1	1	1	8	0	0	0	0	0	10	2
Stolen Property Offenses (Receiving, etc.)	3	2	12	4	20	11	1	1	0	0	36	18
Weapon Law Violations	7	7	5	5	11	10	0	0	0	0	23	22
Total	233	152	623	257	1319	501	228	77	0	0	2403	987

Campbell County

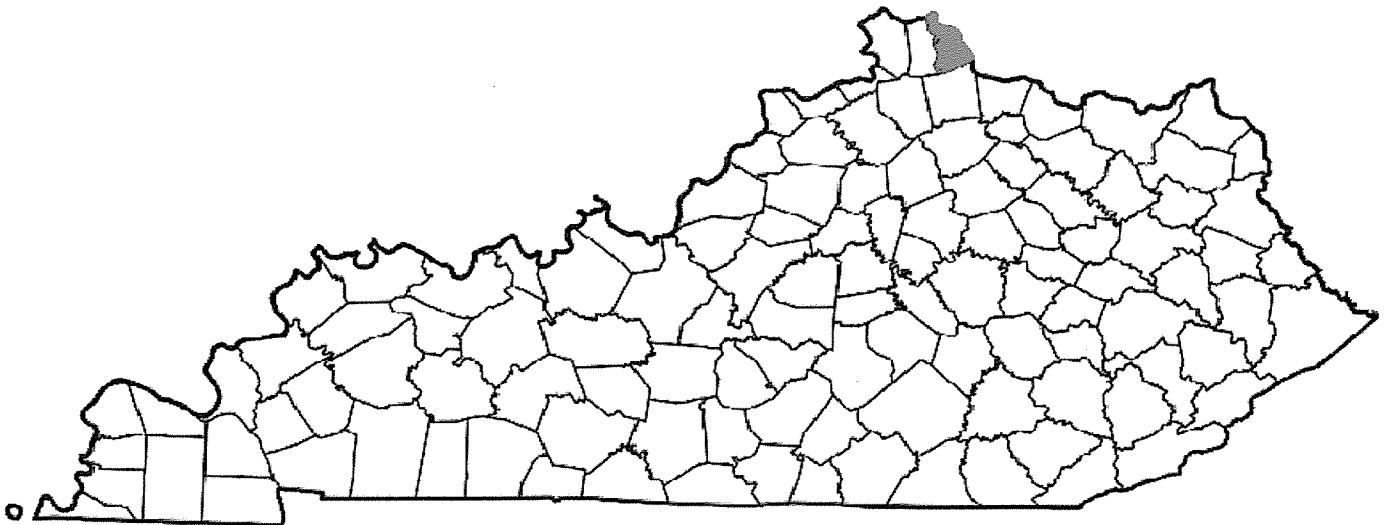
**A CRIME IS COMMITTED IN CAMPBELL COUNTY
APPROXIMATELY EVERY 1 HOUR**

FULL TIME SWORN LAW ENFORCEMENT EMPLOYEES

Agency	Male	Female	Total
STATE POLICE	36	0	36
CAMPBELL COUNTY SHERIFF'S OFFICE	10	1	11
BELLEVUE POLICE DEPARTMENT	8	2	10
CAMPBELL COUNTY POLICE DEPARTMENT	30	1	31
DAYTON POLICE DEPARTMENT	9	0	9
FT. THOMAS POLICE DEPARTMENT	22	1	23
**HIGHLAND HEIGHTS POLICE DEPT.	8	2	10
NEWPORT POLICE DEPARTMENT	38	2	40
ALEXANDRIA POLICE DEPARTMENT	10	2	12
COLD SPRINGS POLICE DEPARTMENT	11	0	11
SILVER GROVE POLICE DEPARTMENT	2	0	2
WILDER POLICE DEPARTMENT	7	1	8
NORTHERN KY UNIVERSITY POLICE DEPT.	14	1	15
SOUTHGATE POLICE DEPARTMENT	7	0	7

**Highland Heights Police Department submitted NIBRS data for 2013.

**Kentucky State Police Troopers may be assigned to multiple counties per post.



County Seat: Alexandria
 Population: 91,833
 Registered Sex Offenders: 81

CAMPBELL COUNTY

Group A Offenses	State Police		Sheriff		Bellevue PD		Campbell Co. PD		Dayton PD		Ft. Thomas PD	
By Category	Offenses		Offenses		Offenses		Offenses		Offenses		Offenses	
	Reported	Cleared	Reported	Cleared	Reported	Cleared	Reported	Cleared	Reported	Cleared	Reported	Cleared
Arson	0	0	0	0	0	0	0	0	1	0	0	0
Assault Offenses	0	0	2	2	42	30	178	99	108	37	103	79
Bribery	0	0	0	0	0	0	0	0	1	0	0	0
Burglary/Breaking and Entering	0	0	0	0	43	13	51	3	57	4	26	2
Counterfeiting/Forgery	2	0	1	1	9	6	17	10	6	2	3	0
Destruction/Damage/Vandalism Of Property	0	0	2	1	47	7	76	9	106	5	65	20
Drug/Narcotic Offenses	10	10	0	0	214	210	348	333	79	73	240	236
Embezzlement	0	0	0	0	0	0	0	0	0	0	0	0
Extortion/Blackmail	0	0	0	0	0	0	0	0	0	0	0	0
Fraud Offenses	0	0	5	5	17	7	37	19	10	0	28	10
Gambling Offenses	0	0	0	0	0	0	0	0	0	0	0	0
Homicide Offenses	0	0	0	0	2	2	3	3	0	0	0	0
Kidnapping/Abduction	0	0	0	0	1	1	3	2	1	0	0	0
Larceny/Theft Offenses	0	0	5	3	165	60	157	30	181	43	105	25
Motor Vehicle Theft	0	0	0	0	12	4	11	5	16	3	2	2
Pornography/Obscene Material	5	5	0	0	2	2	22	15	1	0	0	0
Prostitution Offenses	0	0	0	0	0	0	2	0	0	0	0	0
Robbery	0	0	0	0	7	6	2	2	5	1	0	0
Sex Offenses, Forcible	1	0	0	0	2	0	46	20	8	2	2	1
Sex Offenses, Nonforcible	0	0	0	0	0	0	1	0	1	0	2	0
Stolen Property Offenses (Receiving, etc.)	0	0	0	0	12	9	12	9	4	3	10	8
Weapon Law Violations	0	0	4	4	1	1	14	13	3	3	2	2
Total	18	15	19	16	576	358	980	572	588	176	588	385

**CAMPBELL
COUNTY**

Group A Offenses	Highland Heights		Newport		Alexandria		Cold Springs		Silver Grove	
By Category	Offenses		Offenses		Offenses		Offenses		Offenses	
	Reported	Cleared	Reported	Cleared	Reported	Cleared	Reported	Cleared	Reported	Cleared
Arson	0	0	4	0	0	0	0	0	0	0
Assault Offenses	27	9	226	67	69	18	28	16	6	1
Bribery	0	0	0	0	0	0	0	0	0	0
Burglary/Breaking and Entering	13	1	182	48	15	1	11	2	8	2
Counterfeiting/Forgery	12	4	68	46	8	0	32	31	0	0
Destruction/Damage/Vandalism Of Property	20	2	300	13	58	3	20	6	2	0
Drug/Narcotic Offenses	205	117	351	305	77	67	208	207	18	18
Embezzlement	0	0	0	0	0	0	0	0	0	0
Extortion/Blackmail	0	0	0	0	0	0	0	0	0	0
Fraud Offenses	10	2	93	30	27	4	26	7	2	0
Gambling Offenses	0	0	0	0	0	0	0	0	0	0
Homicide Offenses	0	0	1	0	0	0	0	0	0	0
Kidnapping/Abduction	0	0	3	3	0	0	0	0	0	0
Larceny/Theft Offenses	57	15	832	332	188	76	155	94	22	8
Motor Vehicle Theft	1	0	54	10	6	3	4	3	1	0
Pornography/Obscene Material	0	0	0	0	0	0	0	0	0	0
Prostitution Offenses	0	0	0	0	0	0	0	0	0	0
Robbery	2	1	34	12	4	2	3	1	0	0
Sex Offenses, Forcible	0	0	45	24	6	2	2	1	1	0
Sex Offenses, Nonforcible	0	0	9	7	0	0	0	0	0	0
Stolen Property Offenses (Receiving, etc.)	8	4	58	31	4	2	14	13	0	0
Weapon Law Violations	0	0	11	11	0	0	4	4	2	2
Total	355	155	2271	939	462	178	507	385	62	31

*Clearance numbers are not collected for those agencies that submit data via their own Incident Based Reporting System.

CAMPBELL COUNTY

Group A Offenses	Wilder		Northern KY Univ.		Southgate PD		All Other Agencies		Total	
By Category	Offenses		Offenses		Offenses		Offenses		Offenses	
	Reported	Cleared	Reported	Cleared	Reported	Cleared	Reported	Cleared	Reported	Cleared
Arson	0	0	0	0	0	0	0	0	5	0
Assault Offenses	20	6	5	3	22	14	0	0	836	372
Bribery	0	0	1	1	0	0	0	0	2	1
Burglary/Breaking and Entering	4	0	1	0	9	0	0	0	420	75
Counterfeiting/Forgery	1	0	10	4	0	0	0	0	169	100
Destruction/Damage/Vandalism Of Property	13	2	11	2	13	2	0	0	733	70
Drug/Narcotic Offenses	40	40	6	6	42	39	18	8	1856	1552
Embezzlement	0	0	0	0	0	0	0	0	0	0
Extortion/Blackmail	0	0	0	0	0	0	0	0	0	0
Fraud Offenses	3	0	2	0	6	0	1	0	267	82
Gambling Offenses	0	0	0	0	0	0	0	0	0	0
Homicide Offenses	0	0	0	0	0	0	0	0	6	5
Kidnapping/Abduction	0	0	1	1	0	0	0	0	9	7
Larceny/Theft Offenses	53	6	61	12	22	6	0	0	2003	695
Motor Vehicle Theft	3	1	0	0	4	1	0	0	114	32
Pornography/Obscene Material	0	0	0	0	0	0	0	0	30	22
Prostitution Offenses	0	0	0	0	0	0	0	0	2	0
Robbery	0	0	0	0	2	0	0	0	59	24
Sex Offenses, Forcible	0	0	5	3	0	0	0	0	118	53
Sex Offenses, Nonforcible	0	0	0	0	0	0	0	0	13	7
Stolen Property Offenses (Receiving, etc.)	1	1	1	0	1	0	0	0	125	76
Weapon Law Violations	1	1	0	0	0	0	1	1	43	42
Total	139	57	104	32	121	62	20	9	6810	3215

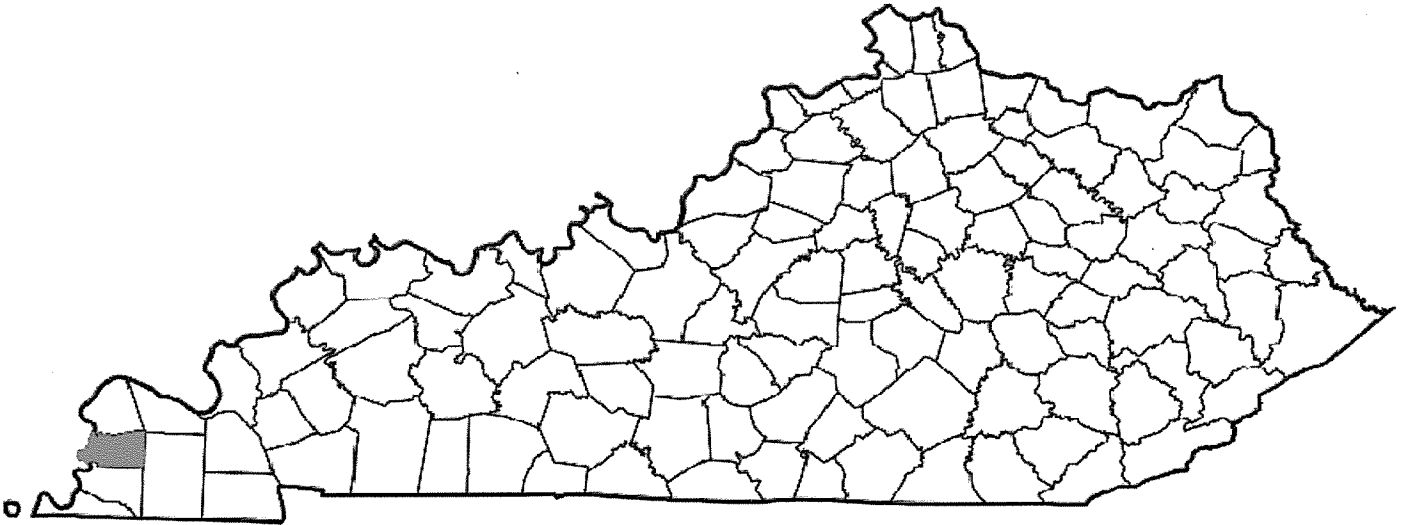
Carlisle County

A CRIME IS COMMITTED IN CARLISLE COUNTY
APPROXIMATELY EVERY 2.5 DAYS

FULL TIME SWORN LAW ENFORCEMENT EMPLOYEES

Agency	Male	Female	Total
STATE POLICE	38	2	40
CARLISLE COUNTY SHERIFF'S OFFICE	2	0	2
BARDWELL POLICE DEPARTMENT	1	0	1

**Kentucky State Police Troopers may be assigned to multiple counties per post.



County Seat: Bardwell
Population: 4,978
Registered Sex Offenders: 12

**CARLISLE
COUNTY**

Group A Offenses	State Police		Sheriff		Bardwell		All Other Agencies		Total	
By Category	Offenses		Offenses		Offenses		Offenses		Offenses	
	Reported	Cleared	Reported	Cleared	Reported	Cleared	Reported	Cleared	Reported	Cleared
Arson	0	0	0	0	0	0	0	0	0	0
Assault Offenses	19	14	4	0	1	0	0	0	24	14
Bribery	0	0	0	0	0	0	0	0	0	0
Burglary/Breaking and Entering	7	1	7	0	0	0	0	0	14	1
Counterfeiting/Forgery	3	0	2	0	0	0	0	0	5	0
Destruction/Damage/Vandalism Of Property	12	7	2	0	0	0	0	0	14	7
Drug/Narcotic Offenses	19	17	6	3	0	0	0	0	25	20
Embezzlement	0	0	0	0	0	0	0	0	0	0
Extortion/Blackmail	0	0	0	0	0	0	0	0	0	0
Fraud Offenses	1	0	2	0	0	0	0	0	3	0
Gambling Offenses	0	0	0	0	0	0	0	0	0	0
Homicide Offenses	0	0	0	0	0	0	0	0	0	0
Kidnapping/Abduction	0	0	0	0	0	0	0	0	0	0
Larceny/Theft Offenses	11	3	21	0	0	0	0	0	32	3
Motor Vehicle Theft	0	0	4	2	0	0	0	0	4	2
Pornography/Obscene Material	2	1	1	0	0	0	0	0	3	1
Prostitution Offenses	0	0	0	0	0	0	0	0	0	0
Robbery	0	0	1	0	0	0	0	0	1	0
Sex Offenses, Forcible	16	13	1	0	0	0	0	0	17	13
Sex Offenses, Nonforcible	0	0	0	0	0	0	0	0	0	0
Stolen Property Offenses (Receiving, etc.)	0	0	1	0	0	0	0	0	1	0
Weapon Law Violations	0	0	0	0	0	0	0	0	0	0
Total	90	56	52	5	1	0	0	0	143	61

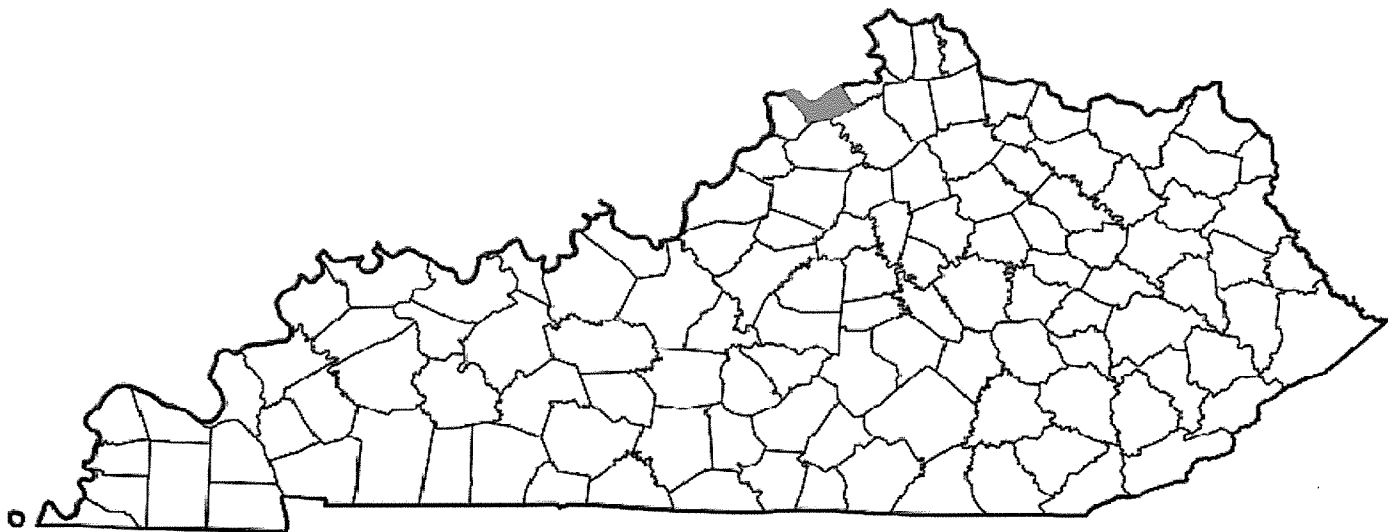
Carroll County

**A CRIME IS COMMITTED IN CARROLL COUNTY
APPROXIMATELY EVERY 11 HOURS**

FULL TIME SWORN LAW ENFORCEMENT EMPLOYEES

Agency	Male	Female	Total
STATE POLICE	33	0	33
CARROLL COUNTY SHERIFF'S OFFICE	3	0	3
CARROLLTON POLICE DEPARTMENT	9	0	9

**Kentucky State Police Troopers may be assigned to multiple counties per post.



County Seat: Carrollton
Population: 10,815
Registered Sex Offenders: 41

CARROLL COUNTY

Group A Offenses	State Police		Sheriff		Carrollton PD		All Other Agencies		Total	
By Category	Offenses		Offenses		Offenses		Offenses		Offenses	
	Reported	Cleared	Reported	Cleared	Reported	Cleared	Reported	Cleared	Reported	Cleared
Arson	0	0	0	0	2	1	0	0	2	1
Assault Offenses	22	19	16	13	70	68	0	0	108	100
Bribery	1	1	0	0	0	0	0	0	1	1
Burglary/Breaking and Entering	7	4	8	1	14	4	0	0	29	9
Counterfeiting/Forgery	3	2	10	9	1	1	0	0	14	12
Destruction/Damage/Vandalism Of Property	11	9	7	2	31	21	0	0	49	32
Drug/Narcotic Offenses	187	150	59	59	146	136	0	0	392	345
Embezzlement	0	0	0	0	0	0	0	0	0	0
Extortion/Blackmail	0	0	0	0	0	0	0	0	0	0
Fraud Offenses	3	1	1	0	5	3	0	0	9	4
Gambling Offenses	0	0	0	0	0	0	0	0	0	0
Homicide Offenses	0	0	0	0	0	0	0	0	0	0
Kidnapping/Abduction	0	0	0	0	1	0	0	0	1	0
Larceny/Theft Offenses	39	28	24	16	54	36	0	0	117	80
Motor Vehicle Theft	6	1	3	0	6	1	0	0	15	2
Pornography/Obscene Material	9	9	0	0	2	2	0	0	11	11
Prostitution Offenses	0	0	0	0	0	0	0	0	0	0
Robbery	0	0	0	0	1	1	0	0	1	1
Sex Offenses, Forcible	13	7	0	0	4	2	0	0	17	9
Sex Offenses, Nonforcible	4	1	0	0	0	0	0	0	4	1
Stolen Property Offenses (Receiving, etc.)	3	3	2	1	2	2	0	0	7	6
Weapon Law Violations	2	2	0	0	5	5	0	0	7	7
Total	310	237	130	101	344	283	0	0	784	621

*Clearance numbers are not collected for those agencies that submit data via their own Incident Based Reporting System.

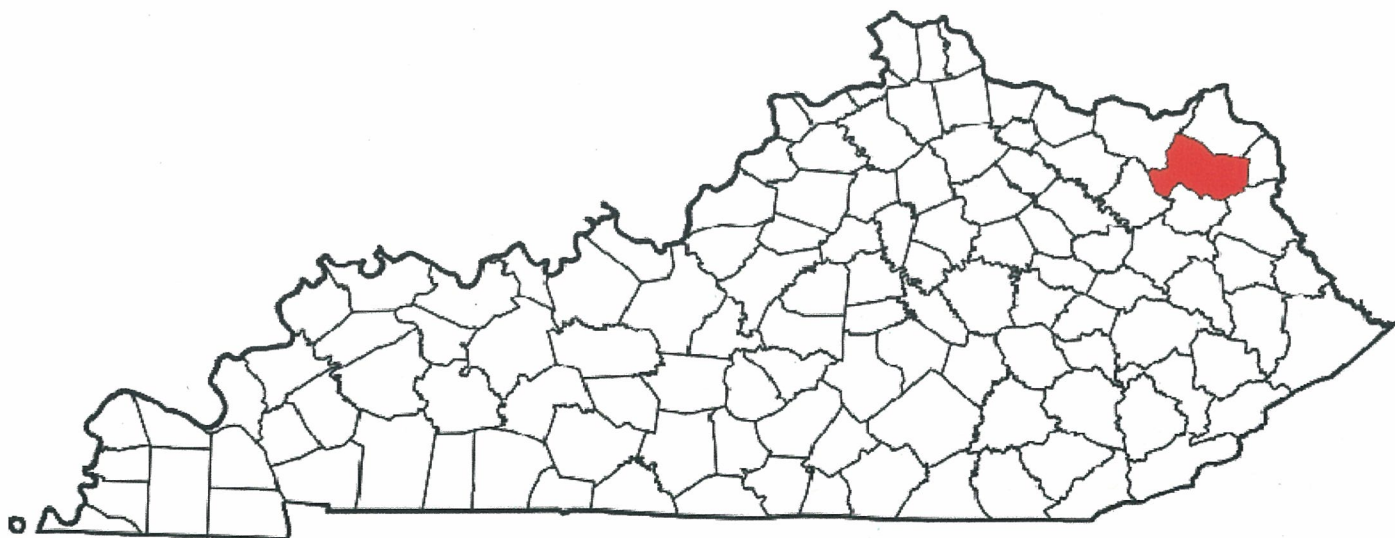
Carter County

A CRIME IS COMMITTED IN CARTER COUNTY
APPROXIMATELY EVERY 13 HOURS

FULL TIME SWORN LAW ENFORCEMENT EMPLOYEES

Agency	Male	Female	Total
STATE POLICE	33	0	33
CARTER COUNTY SHERIFF'S OFFICE	8	0	8
GRAYSON POLICE DEPARTMENT	11	1	12
OLIVE HILL POLICE DEPARTMENT	7	0	7

**Kentucky State Police Troopers may be assigned to multiple counties per post.



County Seat: Grayson
Population: 27,223
Registered Sex Offenders: 24

**CARTER
COUNTY**

Group A Offenses	State Police		Sheriff		Grayson		Olive Hill		All Other Agencies		Total	
By Category	Offenses		Offenses		Offenses		Offenses		Offenses		Offenses	
	Reported	Cleared	Reported	Cleared	Reported	Cleared	Reported	Cleared	Reported	Cleared	Reported	Cleared
Arson	0	0	0	0	0	0	0	0	0	0	0	0
Assault Offenses	37	35	15	13	17	5	1	1	1	0	71	54
Bribery	0	0	0	0	0	0	0	0	0	0	0	0
Burglary/Breaking and Entering	47	11	24	0	25	2	6	1	1	0	103	14
Counterfeiting/Forgery	1	0	0	0	8	1	1	1	0	0	10	2
Destruction/Damage/Vandalism Of Property	27	4	15	1	20	3	4	1	0	0	66	9
Drug/Narcotic Offenses	46	31	10	7	19	10	0	0	77	19	152	67
Embezzlement	0	0	0	0	0	0	0	0	0	0	0	0
Extortion/Blackmail	1	0	0	0	0	0	0	0	0	0	1	0
Fraud Offenses	5	3	2	0	6	2	1	0	2	0	16	5
Gambling Offenses	0	0	0	0	0	0	0	0	0	0	0	0
Homicide Offenses	2	2	0	0	0	0	0	0	0	0	2	2
Kidnapping/Abduction	0	0	0	0	0	0	0	0	0	0	0	0
Larceny/Theft Offenses	60	19	37	2	52	11	15	7	1	0	165	39
Motor Vehicle Theft	11	5	3	0	6	1	2	0	0	0	22	6
Pornography/Obscene Material	5	4	1	1	0	0	0	0	0	0	6	5
Prostitution Offenses	0	0	0	0	0	0	0	0	0	0	0	0
Robbery	2	0	1	0	1	0	0	0	0	0	4	0
Sex Offenses, Forcible	27	18	0	0	0	0	0	0	0	0	27	18
Sex Offenses, Nonforcible	4	3	0	0	0	0	0	0	0	0	4	3
Stolen Property Offenses (Receiving, etc.)	5	3	2	1	7	0	0	0	0	0	14	4
Weapon Law Violations	0	0	0	0	2	1	0	0	0	0	2	1
Total	280	138	110	25	163	36	30	11	82	19	665	229

Casey County

A CRIME IS COMMITTED IN CASEY COUNTY
APPROXIMATELY EVERY 1.2 DAYS

FULL TIME SWORN LAW ENFORCEMENT EMPLOYEES

Agency	Male	Female	Total
STATE POLICE	38	0	38
CASEY COUNTY SHERIFF'S OFFICE	6	0	6
LIBERTY POLICE DEPARTMENT	4	0	4

**Kentucky State Police Troopers may be assigned to multiple counties per post.



County Seat: Liberty
Population: 15,891
Registered Sex Offenders: 21

CASEY COUNTY

Group A Offenses	State Police		Sheriff		Liberty		All Other Agencies		Total	
By Category	Offenses		Offenses		Offenses		Offenses		Offenses	
	Reported	Cleared	Reported	Cleared	Reported	Cleared	Reported	Cleared	Reported	Cleared
Arson	1	0	0	0	0	0	0	0	1	0
Assault Offenses	22	20	14	1	6	6	0	0	42	27
Bribery	1	1	0	0	0	0	0	0	1	1
Burglary/Breaking and Entering	10	1	28	2	5	0	0	0	43	3
Counterfeiting/Forgery	2	0	11	0	5	3	0	0	18	3
Destruction/Damage/Vandalism Of Property	9	4	5	0	1	0	0	0	15	4
Drug/Narcotic Offenses	56	22	35	11	25	20	0	0	116	53
Embezzlement	0	0	0	0	0	0	0	0	0	0
Extortion/Blackmail	0	0	0	0	0	0	0	0	0	0
Fraud Offenses	6	2	0	0	0	0	0	0	6	2
Gambling Offenses	0	0	0	0	0	0	0	0	0	0
Homicide Offenses	1	1	1	1	0	0	0	0	2	2
Kidnapping/Abduction	0	0	2	2	0	0	0	0	2	2
Larceny/Theft Offenses	15	4	16	0	7	0	0	0	38	4
Motor Vehicle Theft	4	1	5	1	0	0	0	0	9	2
Pornography/Obscene Material	0	0	0	0	0	0	0	0	0	0
Prostitution Offenses	0	0	0	0	0	0	0	0	0	0
Robbery	0	0	0	0	0	0	0	0	0	0
Sex Offenses, Forcible	5	2	0	0	0	0	0	0	5	2
Sex Offenses, Nonforcible	0	0	0	0	0	0	0	0	0	0
Stolen Property Offenses (Receiving, etc.)	1	0	4	1	0	0	0	0	5	1
Weapon Law Violations	1	1	0	0	2	2	0	0	3	3
Total	134	59	121	19	51	31	0	0	306	109

Christian County

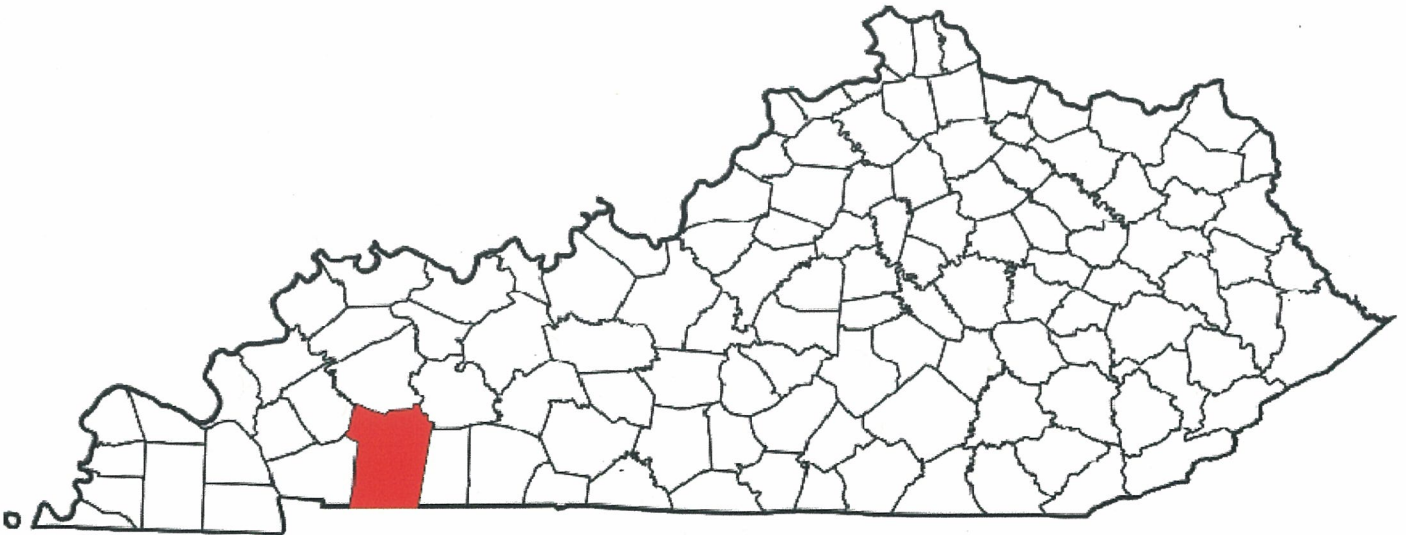
A CRIME IS COMMITTED IN CHRISTIAN COUNTY
APPROXIMATELY EVERY 1 HOUR

FULL TIME SWORN LAW ENFORCEMENT EMPLOYEES

Agency	Male	Female	Total
STATE POLICE	39	0	39
CHRISTIAN COUNTY SHERIFF'S OFFICE	30	2	32
HOPKINSVILLE POLICE DEPARTMENT	71	3	74
**PENNYRILE NARCOTICS DRUG TASK FORCE	6	3	9
OAK GROVE POLICE DEPARTMENT	12	3	15
PEMBROKE POLICE DEPARTMENT	1	0	1

**Kentucky State Police Troopers may be assigned to multiple counties per post.

**Pennyrile Narcotics Drug Task Force covers multiple counties



County Seat: Hopkinsville
Population: 74,250
Registered Sex Offenders: 129

**CHRISTIAN
COUNTY**

Group A Offenses	State Police		Sheriff		Pennyrite Narc. TF		Oak Grove		Hopkinsville PD	
By Category	Offenses		Offenses		Offenses		Offenses		Offenses	
	Reported	Cleared	Reported	Cleared	Reported	Cleared	Reported	Cleared	Reported	Cleared
Arson	0	0	1	0	0	0	1	0	2	1
Assault Offenses	76	76	151	77	0	0	99	58	346	244
Bribery	0	0	1	0	0	0	0	0	5	4
Burglary/Breaking and Entering	9	2	117	16	0	0	100	5	221	75
Counterfeiting/Forgery	0	0	11	2	0	0	5	0	57	34
Destruction/Damage/Vandalism Of Property	8	5	86	13	0	0	58	5	300	74
Drug/Narcotic Offenses	68	54	132	100	88	35	82	66	613	566
Embezzlement	0	0	0	0	0	0	0	0	0	0
Extortion/Blackmail	0	0	0	0	0	0	0	0	2	0
Fraud Offenses	1	1	26	4	0	0	20	0	113	41
Gambling Offenses	0	0	0	0	0	0	0	0	1	1
Homicide Offenses	0	0	3	3	0	0	2	0	6	6
Kidnapping/Abduction	0	0	2	0	0	0	4	3	10	8
Larceny/Theft Offenses	11	5	213	35	1	1	188	42	862	336
Motor Vehicle Theft	3	2	21	4	0	0	7	0	43	13
Pornography/Obscene Material	0	0	3	3	0	0	0	0	18	12
Prostitution Offenses	0	0	0	0	0	0	0	0	2	2
Robbery	0	0	5	2	0	0	8	4	43	30
Sex Offenses, Forcible	4	1	54	31	0	0	18	2	67	50
Sex Offenses, Nonforcible	0	0	16	13	0	0	0	0	8	6
Stolen Property Offenses (Receiving, etc.)	1	1	13	8	1	0	8	2	26	23
Weapon Law Violations	11	11	24	3	0	0	8	5	86	80
Total	192	158	879	314	90	36	608	192	2831	1606

**CHRISTIAN
COUNTY**

Group A Offenses	Pembroke PD		All Other Agencies		-		-		Total	
By Category	Offenses		Offenses		Offenses		Offenses		Offenses	
	Reported	Cleared	Reported	Cleared	Reported	Cleared	Reported	Cleared	Reported	Cleared
Arson	0	0	0	0					4	1
Assault Offenses	2	0	0	0					674	455
Bribery	0	0	0	0					6	4
Burglary/Breaking and Entering	2	0	0	0					449	98
Counterfeiting/Forgery	0	0	0	0					73	36
Destruction/Damage/Vandalism Of Property	0	0	0	0					452	97
Drug/Narcotic Offenses	0	0	0	0					983	821
Embezzlement	0	0	0	0					0	0
Extortion/Blackmail	0	0	0	0					2	0
Fraud Offenses	1	0	0	0					161	46
Gambling Offenses	0	0	0	0					1	1
Homicide Offenses	0	0	0	0					11	9
Kidnapping/Abduction	0	0	0	0					16	11
Larceny/Theft Offenses	5	1	0	0					1280	420
Motor Vehicle Theft	2	0	0	0					76	19
Pornography/Obscene Material	0	0	2	0					23	15
Prostitution Offenses	0	0	0	0					2	2
Robbery	0	0	0	0					56	36
Sex Offenses, Forcible	2	0	0	0					145	84
Sex Offenses, Nonforcible	0	0	0	0					24	19
Stolen Property Offenses (Receiving, etc.)	0	0	0	0					49	34
Weapon Law Violations	0	0	0	0					129	99
Total	14	1	2	0	0	0	0	0	4616	2307

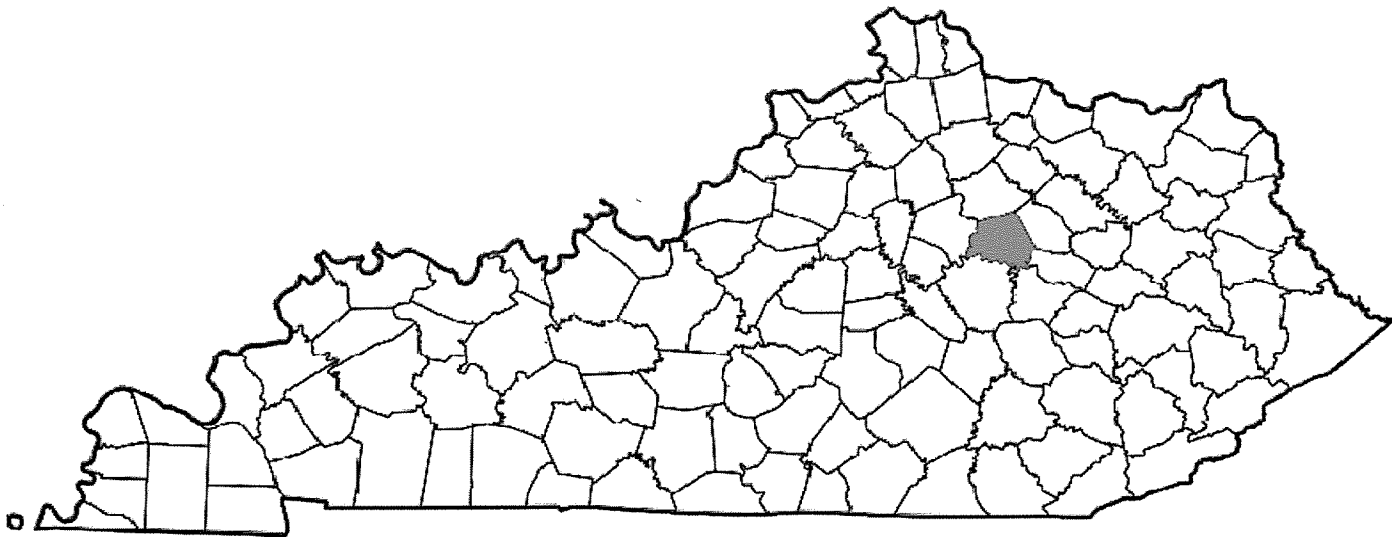
Clark County

A CRIME IS COMMITTED IN CLARK COUNTY
APPROXIMATELY EVERY 3 HOURS

FULL TIME SWORN LAW ENFORCEMENT EMPLOYEES

Agency	Male	Female	Total
STATE POLICE	43	0	43
CLARK COUNTY SHERIFF'S OFFICE	13	0	13
WINCHESTER POLICE DEPARTMENT	33	1	34
CLARK CO. SCHOOL LAW ENFORCEMENT	2	0	2

**Kentucky State Police Troopers may be assigned to multiple counties per post.



County Seat: Winchester
Population: 35,758
Registered Sex Offenders: 52

CLARK COUNTY

Group A Offenses	State Police		Sheriff		Winchester PD		Clark Co. School Enf.		All Other Agencies		Total	
By Category	Offenses		Offenses		Offenses		Offenses		Offenses		Offenses	
	Reported	Cleared	Reported	Cleared	Reported	Cleared	Reported	Cleared	Reported	Cleared	Reported	Cleared
Arson	0	0	0	0	0	*	0	0	0	0	0	0
Assault Offenses	2	2	17	4	313	*	0	0	0	0	332	6
Bribery	0	0	0	0	1	*	0	0	0	0	1	0
Burglary/Breaking and Entering	2	1	98	0	129	*	0	0	0	0	229	1
Counterfeiting/Forgery	0	0	25	1	41	*	0	0	0	0	66	1
Destruction/Damage/Vandalism Of Property	0	0	26	3	211	*	0	0	0	0	237	3
Drug/Narcotic Offenses	23	1	16	9	445	*	0	0	0	0	484	10
Embezzlement	0	0	0	0	0	*	0	0	0	0	0	0
Extortion/Blackmail	0	0	0	0	1	*	0	0	0	0	1	0
Fraud Offenses	0	0	18	2	68	*	0	0	0	0	86	2
Gambling Offenses	0	0	0	0	1	*	0	0	0	0	1	0
Homicide Offenses	0	0	0	0	1	*	0	0	0	0	1	0
Kidnapping/Abduction	0	0	2	0	5	*	0	0	0	0	7	0
Larceny/Theft Offenses	1	0	153	3	746	*	0	0	0	0	900	3
Motor Vehicle Theft	1	0	6	0	41	*	0	0	0	0	48	0
Pornography/Obscene Material	41	40	51	50	1	*	0	0	0	0	93	90
Prostitution Offenses	0	0	0	0	1	*	0	0	0	0	1	0
Robbery	0	0	3	1	19	*	0	0	0	0	22	1
Sex Offenses, Forcible	3	0	6	0	19	*	0	0	0	0	28	0
Sex Offenses, Nonforcible	1	0	1	0	3	*	0	0	0	0	5	0
Stolen Property Offenses (Receiving, etc.)	2	1	6	0	1	*	0	0	0	0	9	1
Weapon Law Violations	0	0	1	0	19	*	0	0	0	0	20	0
Total	76	45	429	73	2066	0	0	0	0	0	2571	118

*Clearance numbers are not collected for those agencies that submit data via their own Incident Based Reporting System.

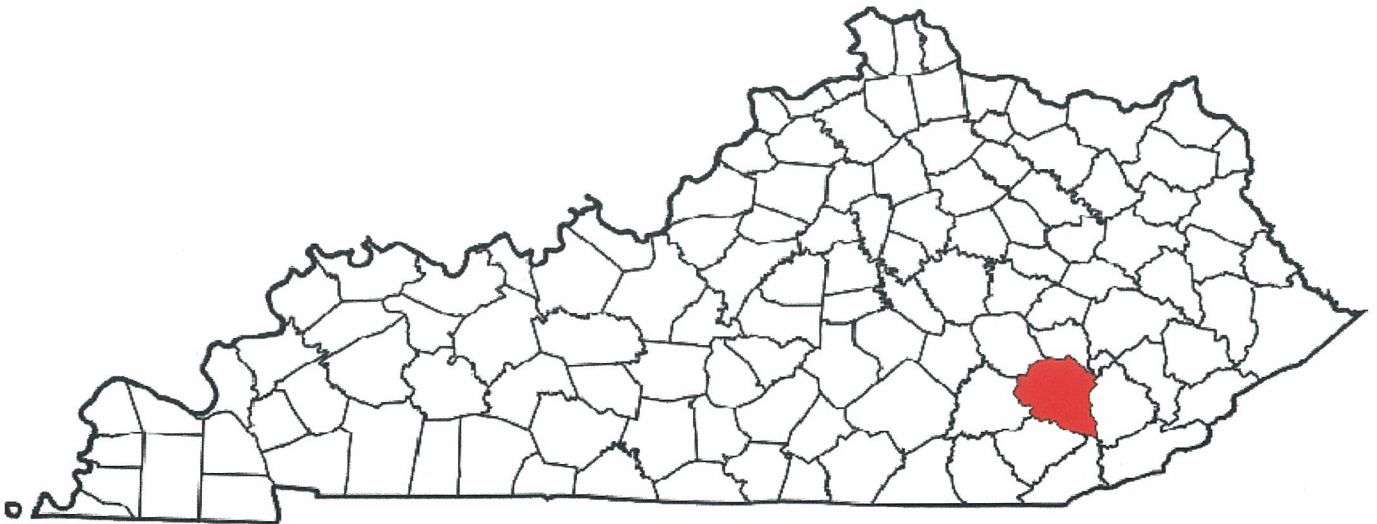
Clay County

A CRIME IS COMMITTED IN CLAY COUNTY
APPROXIMATELY EVERY 16 HOURS

FULL TIME SWORN LAW ENFORCEMENT EMPLOYEES

Agency	Male	Female	Total
STATE POLICE	46	3	49
CLAY COUNTY SHERIFF'S OFFICE	15	0	15
MANCHESTER POLICE DEPARTMENT	12	0	12

**Kentucky State Police Troopers may be assigned to multiple counties per post.



County Seat: Manchester
Population: 21,147
Registered Sex Offenders: 28

CLAY COUNTY

Group A Offenses	State Police		Sheriff		Manchester		All Other Agencies		Total	
By Category	Offenses		Offenses		Offenses		Offenses		Offenses	
	Reported	Cleared	Reported	Cleared	Reported	Cleared	Reported	Cleared	Reported	Cleared
Arson	2	0	1	0	0	0	0	0	3	0
Assault Offenses	61	54	12	6	5	2	0	0	78	62
Bribery	0	0	0	0	0	0	0	0	0	0
Burglary/Breaking and Entering	13	4	18	4	4	1	0	0	35	9
Counterfeiting/Forgery	1	1	1	1	2	0	0	0	4	2
Destruction/Damage/Vandalism Of Property	12	10	10	3	4	0	0	0	26	13
Drug/Narcotic Offenses	65	34	110	70	53	31	1	0	229	135
Embezzlement	0	0	0	0	0	0	0	0	0	0
Extortion/Blackmail	0	0	0	0	0	0	0	0	0	0
Fraud Offenses	1	0	0	0	3	0	0	0	4	0
Gambling Offenses	0	0	0	0	0	0	0	0	0	0
Homicide Offenses	3	2	0	0	0	0	0	0	3	2
Kidnapping/Abduction	0	0	0	0	0	0	0	0	0	0
Larceny/Theft Offenses	21	10	58	2	17	2	0	0	96	14
Motor Vehicle Theft	9	1	14	1	2	1	0	0	25	3
Pornography/Obscene Material	2	2	0	0	0	0	0	0	2	2
Prostitution Offenses	0	0	0	0	0	0	0	0	0	0
Robbery	1	1	0	0	0	0	0	0	1	1
Sex Offenses, Forcible	10	7	0	0	0	0	0	0	10	7
Sex Offenses, Nonforcible	2	2	0	0	0	0	0	0	2	2
Stolen Property Offenses (Receiving, etc.)	5	1	0	0	0	0	0	0	5	1
Weapon Law Violations	8	7	4	4	7	6	0	0	19	17
Total	216	136	228	91	97	43	1	0	542	270

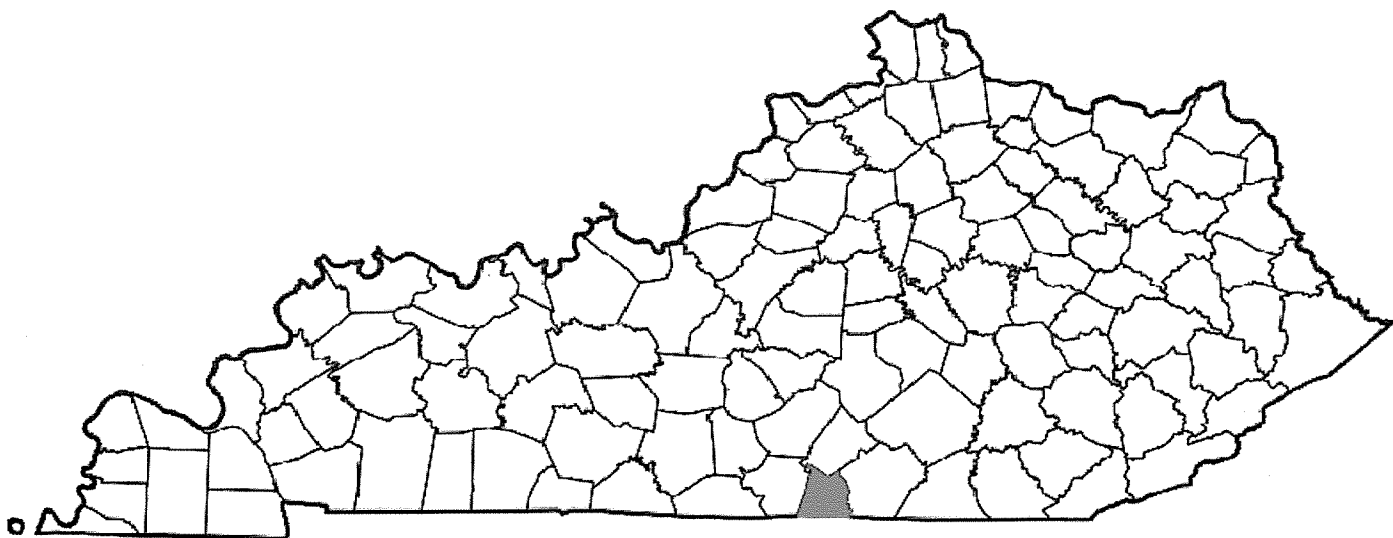
Clinton County

A CRIME IS COMMITTED IN CLINTON COUNTY
APPROXIMATELY EVERY 3 DAYS

FULL TIME SWORN LAW ENFORCEMENT EMPLOYEES

Agency	Male	Female	Total
STATE POLICE	38	0	38
CLINTON COUNTY SHERIFF'S OFFICE	4	0	4
ALBANY POLICE DEPARTMENT	6	0	6

**Kentucky State Police Troopers may be assigned to multiple counties per post.



County Seat: Albany
Population: 10,165
Registered Sex Offenders: 15

**CLINTON
COUNTY**

Group A Offenses	State Police		Sheriff		Albany		All Other Agencies		Total	
By Category	Offenses		Offenses		Offenses		Offenses		Offenses	
	Reported	Cleared	Reported	Cleared	Reported	Cleared	Reported	Cleared	Reported	Cleared
Arson	0	0	0	0	0	0	0	0	0	0
Assault Offenses	9	6	2	2	0	0	0	0	11	8
Bribery	0	0	0	0	0	0	0	0	0	0
Burglary/Breaking and Entering	7	1	1	1	0	0	1	0	9	2
Counterfeiting/Forgery	0	0	0	0	0	0	0	0	0	0
Destruction/Damage/Vandalism Of Property	4	2	1	1	0	0	0	0	5	3
Drug/Narcotic Offenses	56	13	0	0	0	0	0	0	56	13
Embezzlement	0	0	0	0	0	0	0	0	0	0
Extortion/Blackmail	0	0	0	0	0	0	0	0	0	0
Fraud Offenses	5	0	0	0	0	0	1	1	6	1
Gambling Offenses	0	0	0	0	0	0	0	0	0	0
Homicide Offenses	1	1	0	0	0	0	0	0	1	1
Kidnapping/Abduction	1	1	0	0	0	0	0	0	1	1
Larceny/Theft Offenses	11	6	0	0	0	0	4	0	15	6
Motor Vehicle Theft	3	2	2	2	0	0	0	0	5	4
Pornography/Obscene Material	0	0	0	0	0	0	0	0	0	0
Prostitution Offenses	0	0	0	0	0	0	0	0	0	0
Robbery	0	0	0	0	0	0	0	0	0	0
Sex Offenses, Forcible	5	3	0	0	0	0	0	0	5	3
Sex Offenses, Nonforcible	1	1	0	0	0	0	0	0	1	1
Stolen Property Offenses (Receiving, etc.)	7	5	1	1	0	0	0	0	8	6
Weapon Law Violations	0	0	0	0	0	0	0	0	0	0
Total	110	41	7	7	0	0	6	1	123	49

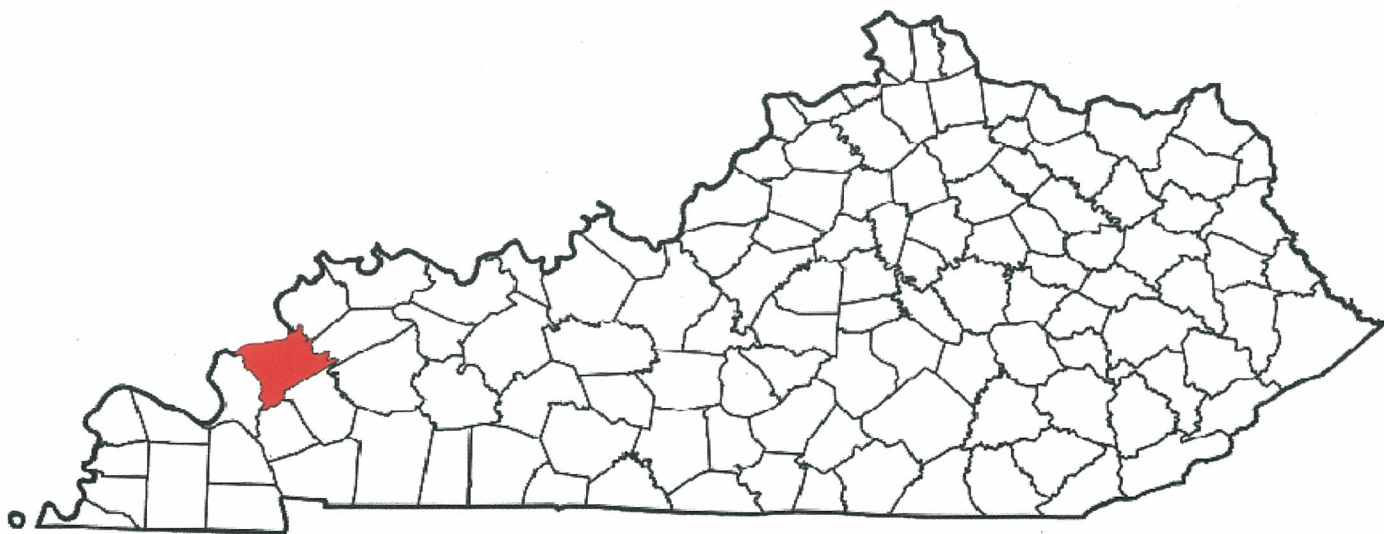
Crittenden County

A CRIME IS COMMITTED IN CRITTENDEN COUNTY
APPROXIMATELY EVERY 1.1 DAYS

FULL TIME SWORN LAW ENFORCEMENT EMPLOYEES

Agency	Male	Female	Total
STATE POLICE	39	0	39
CRITTENDEN COUNTY SHERIFF'S OFFICE	4	0	4
MARION POLICE DEPARTMENT	6	0	6

**Kentucky State Police Troopers may be assigned to multiple counties per post.



County Seat: Marion
Population: 9,224
Registered Sex Offenders: 14

**CRITTENDEN
COUNTY**

Group A Offenses	State Police		Sheriff		Marion Police		All Other Agencies		Total	
By Category	Offenses		Offenses		Offenses		Offenses		Offenses	
	Reported	Cleared	Reported	Cleared	Reported	Cleared	Reported	Cleared	Reported	Cleared
Arson	1	0	0	0	2	0	0	0	3	0
Assault Offenses	8	7	4	2	30	22	0	0	42	31
Bribery	0	0	0	0	0	0	0	0	0	0
Burglary/Breaking and Entering	1	0	4	1	11	1	0	0	16	2
Counterfeiting/Forgery	1	0	5	0	10	1	0	0	16	1
Destruction/Damage/Vandalism Of Property	2	2	2	0	19	5	0	0	23	7
Drug/Narcotic Offenses	23	20	5	5	42	33	29	20	99	78
Embezzlement	0	0	0	0	0	0	0	0	0	0
Extortion/Blackmail	0	0	0	0	0	0	0	0	0	0
Fraud Offenses	2	0	2	0	6	1	0	0	10	1
Gambling Offenses	0	0	0	0	0	0	0	0	0	0
Homicide Offenses	0	0	0	0	0	0	0	0	0	0
Kidnapping/Abduction	0	0	0	0	0	0	0	0	0	0
Larceny/Theft Offenses	6	3	20	0	53	29	3	3	82	35
Motor Vehicle Theft	1	0	1	0	2	1	0	0	4	1
Pornography/Obscene Material	0	0	0	0	0	0	0	0	0	0
Prostitution Offenses	0	0	0	0	0	0	0	0	0	0
Robbery	0	0	0	0	0	0	0	0	0	0
Sex Offenses, Forcible	3	2	1	0	16	1	0	0	20	3
Sex Offenses, Nonforcible	1	0	0	0	0	0	0	0	1	0
Stolen Property Offenses (Receiving, etc.)	5	3	2	2	3	1	0	0	10	6
Weapon Law Violations	0	0	0	0	6	5	0	0	6	5
Total	54	37	46	10	200	100	32	23	332	170

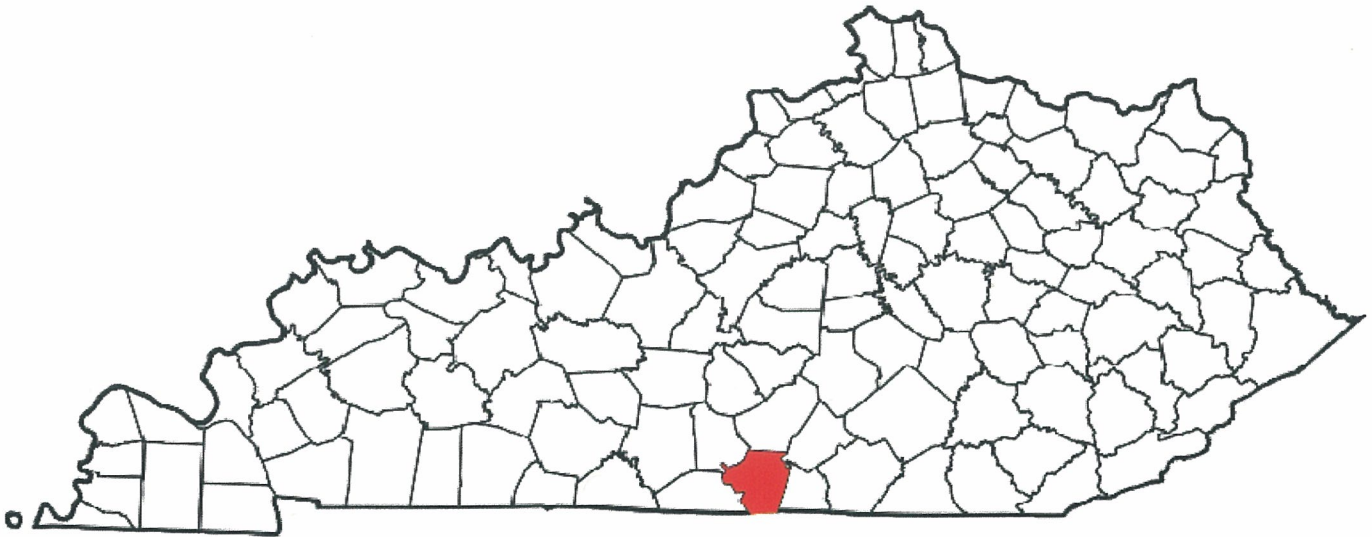
Cumberland County

**A CRIME IS COMMITTED IN CUMBERLAND COUNTY
APPROXIMATELY EVERY 2.3 DAYS**

FULL TIME SWORN LAW ENFORCEMENT EMPLOYEES

Agency	Male	Female	Total
STATE POLICE	38	0	38
CUMBERLAND COUNTY SHERIFF'S OFFICE	4	0	4
BURKESVILLE POLICE DEPARTMENT	7	0	7

**Kentucky State Police Troopers may be assigned to multiple counties per post.



County Seat: Burkesville
Population: 6,745
Registered Sex Offenders: 6

**CUMBERLAND
COUNTY**

Group A Offenses	State Police		Sheriff		Burkesville		All Other Agencies		Total	
By Category	Offenses		Offenses		Offenses		Offenses		Offenses	
	Reported	Cleared	Reported	Cleared	Reported	Cleared	Reported	Cleared	Reported	Cleared
Arson	0	0	0	0	0	0	0	0	0	0
Assault Offenses	3	2	4	3	2	1	0	0	9	6
Bribery	0	0	0	0	0	0	0	0	0	0
Burglary/Breaking and Entering	4	0	20	0	3	1	0	0	27	1
Counterfeiting/Forgery	0	0	23	0	0	0	0	0	23	0
Destruction/Damage/Vandalism Of Property	1	0	0	0	3	2	0	0	4	2
Drug/Narcotic Offenses	47	25	1	0	0	0	0	0	48	25
Embezzlement	0	0	0	0	0	0	0	0	0	0
Extortion/Blackmail	0	0	0	0	0	0	0	0	0	0
Fraud Offenses	1	0	1	0	0	0	0	0	2	0
Gambling Offenses	0	0	0	0	0	0	0	0	0	0
Homicide Offenses	0	0	0	0	0	0	0	0	0	0
Kidnapping/Abduction	0	0	0	0	0	0	0	0	0	0
Larceny/Theft Offenses	13	4	11	0	6	3	0	0	30	7
Motor Vehicle Theft	1	0	1	0	2	1	0	0	4	1
Pornography/Obscene Material	2	0	0	0	0	0	0	0	2	0
Prostitution Offenses	0	0	0	0	0	0	0	0	0	0
Robbery	1	1	0	0	0	0	0	0	1	1
Sex Offenses, Forcible	4	4	0	0	1	1	0	0	5	5
Sex Offenses, Nonforcible	0	0	0	0	0	0	0	0	0	0
Stolen Property Offenses (Receiving, etc.)	1	1	0	0	0	0	0	0	1	1
Weapon Law Violations	2	2	0	0	0	0	0	0	2	2
Total	80	39	61	3	17	9	0	0	158	51

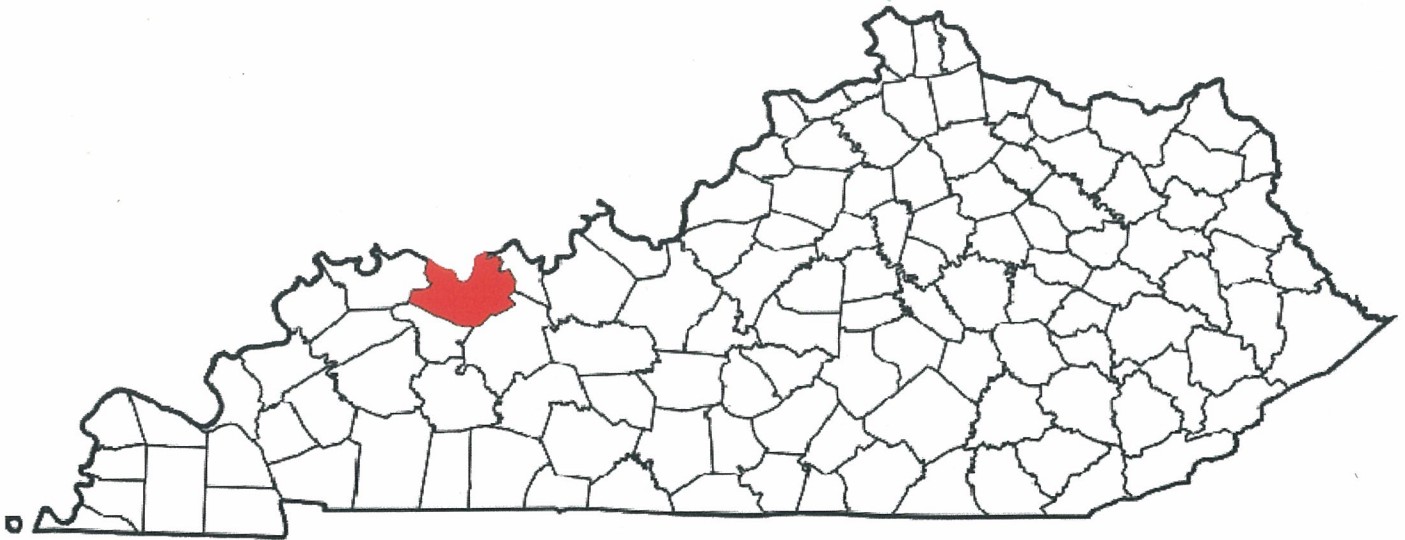
Daviess County

**A CRIME IS COMMITTED IN DAVIESS COUNTY
APPROXIMATELY EVERY 1 HOUR**

FULL TIME SWORN LAW ENFORCEMENT EMPLOYEES

Agency	Male	Female	Total
STATE POLICE	32	0	32
DAVIESS COUNTY SHERIFF'S OFFICE	40	2	42
OWENSBORO POLICE DEPARTMENT	97	4	101

**Kentucky State Police Troopers may be assigned to multiple counties per post.



County Seat: Owensboro
Population: 98,275
Registered Sex Offenders: 194

**DAVISS
COUNTY**

Group A Offenses	State Police		Sheriff		Owensboro		All Other Agencies		Total	
By Category	Offenses		Offenses		Offenses		Offenses		Offenses	
	Reported	Cleared	Reported	Cleared	Reported	Cleared	Reported	Cleared	Reported	Cleared
Arson	0	0	1	0	8	4	0	0	9	4
Assault Offenses	38	33	233	177	918	557	0	0	1189	767
Bribery	0	0	0	0	1	1	0	0	1	1
Burglary/Breaking and Entering	17	3	131	25	412	136	0	0	560	164
Counterfeiting/Forgery	2	1	8	2	104	98	0	0	114	101
Destruction/Damage/Vandalism Of Property	17	7	118	24	613	138	0	0	748	169
Drug/Narcotic Offenses	52	38	274	267	1455	1436	6	6	1787	1747
Embezzlement	0	0	0	0	0	0	0	0	0	0
Extortion/Blackmail	1	1	0	0	0	0	0	0	1	1
Fraud Offenses	2	2	46	11	60	45	1	0	109	58
Gambling Offenses	0	0	0	0	0	0	0	0	0	0
Homicide Offenses	0	0	1	1	4	4	0	0	5	5
Kidnapping/Abduction	1	0	1	1	10	9	0	0	12	10
Larceny/Theft Offenses	43	10	427	110	2015	993	0	0	2485	1113
Motor Vehicle Theft	3	0	19	10	126	71	0	0	148	81
Pornography/Obscene Material	2	1	0	0	88	87	2	2	92	90
Prostitution Offenses	0	0	0	0	0	0	0	0	0	0
Robbery	1	1	1	1	48	35	0	0	50	37
Sex Offenses, Forcible	12	8	24	14	103	82	0	0	139	104
Sex Offenses, Nonforcible	1	1	2	0	9	8	0	0	12	9
Stolen Property Offenses (Receiving, etc.)	11	10	1	1	32	30	0	0	44	41
Weapon Law Violations	0	0	6	6	43	43	0	0	49	49
Total	203	116	1293	650	6049	3777	9	8	7554	4551

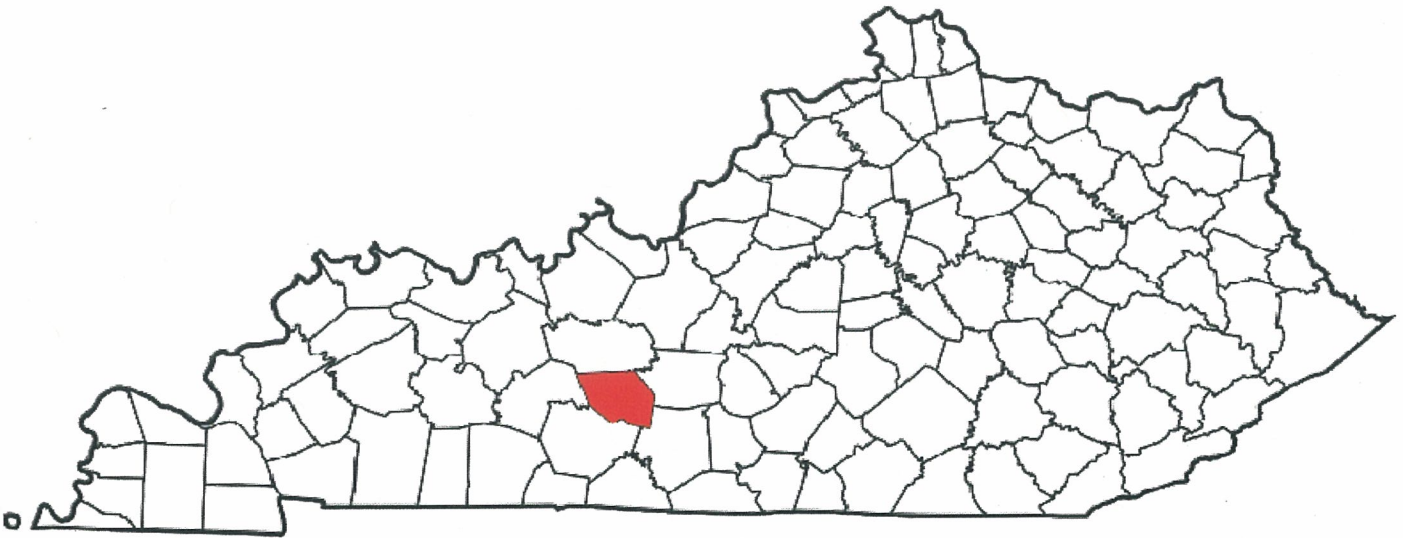
Edmonson County

A CRIME IS COMMITTED IN EDMONSON COUNTY
APPROXIMATELY EVERY 1.1 DAYS

FULL TIME SWORN LAW ENFORCEMENT EMPLOYEES

Agency	Male	Female	Total
STATE POLICE	41	1	42
EDMONSON COUNTY SHERIFF'S OFFICE	5	0	5
BROWNSVILLE POLICE DEPARTMENT	4	0	4

**Kentucky State Police Troopers may be assigned to multiple counties per post.



County Seat: Brownsville
Population: 12,013
Registered Sex Offenders: 10

**EDMONSON
COUNTY**

Group A Offenses	State Police		Sheriff		Brownsville		All Other Agencies		Total	
By Category	Offenses		Offenses		Offenses		Offenses		Offenses	
	Reported	Cleared	Reported	Cleared	Reported	Cleared	Reported	Cleared	Reported	Cleared
Arson	1	0	0	0	0	0	0	0	1	0
Assault Offenses	55	53	35	19	4	4	0	0	94	76
Bribery	0	0	1	1	0	0	0	0	1	1
Burglary/Breaking and Entering	6	1	22	6	0	0	0	0	28	7
Counterfeiting/Forgery	1	0	6	2	0	0	0	0	7	2
Destruction/Damage/Vandalism Of Property	2	1	13	3	0	0	0	0	15	4
Drug/Narcotic Offenses	14	11	42	28	3	3	39	2	98	44
Embezzlement	0	0	0	0	0	0	0	0	0	0
Extortion/Blackmail	0	0	0	0	0	0	0	0	0	0
Fraud Offenses	0	0	8	2	0	0	0	0	8	2
Gambling Offenses	0	0	0	0	0	0	0	0	0	0
Homicide Offenses	1	1	0	0	0	0	0	0	1	1
Kidnapping/Abduction	0	0	1	0	0	0	0	0	1	0
Larceny/Theft Offenses	3	1	35	5	8	3	0	0	46	9
Motor Vehicle Theft	1	0	8	4	1	1	0	0	10	5
Pornography/Obscene Material	0	0	0	0	0	0	0	0	0	0
Prostitution Offenses	0	0	0	0	0	0	0	0	0	0
Robbery	0	0	1	1	0	0	0	0	1	1
Sex Offenses, Forcible	9	2	0	0	0	0	0	0	9	2
Sex Offenses, Nonforcible	1	0	0	0	0	0	0	0	1	0
Stolen Property Offenses (Receiving, etc.)	1	0	0	0	1	1	0	0	2	1
Weapon Law Violations	1	1	6	3	0	0	2	0	9	4
Total	96	71	178	74	17	12	41	2	332	159

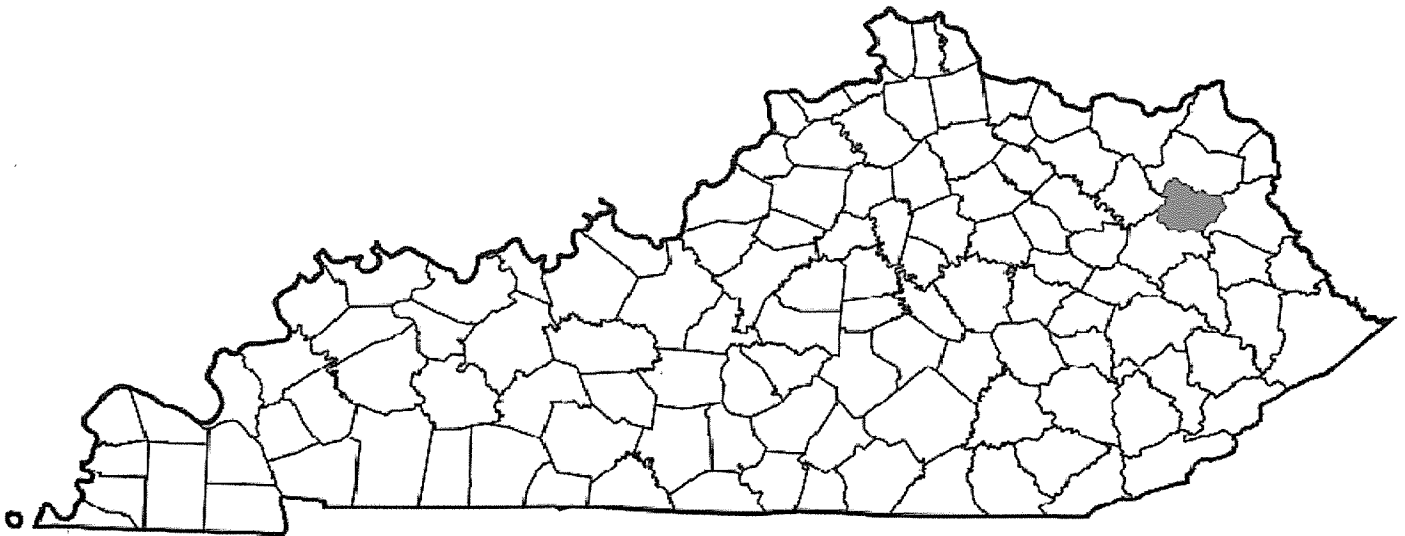
Elliott County

A CRIME IS COMMITTED IN ELLIOTT COUNTY
APPROXIMATELY EVERY 6.2 DAYS

FULL TIME SWORN LAW ENFORCEMENT EMPLOYEES

Agency	Male	Female	Total
STATE POLICE	45	1	46
ELLIOTT COUNTY SHERIFF'S OFFICE	1	0	1

**Kentucky State Police Troopers may be assigned to multiple counties per post.



County Seat: Sandy Hook
Population: 7,672
Registered Sex Offenders: 45

**ELLIOTT
COUNTY**

Group A Offenses	State Police		Sheriff		All Other Agencies		-		Total	
By Category	Offenses		Offenses		Offenses		Offenses		Offenses	
	Reported	Cleared	Reported	Cleared	Reported	Cleared	Reported	Cleared	Reported	Cleared
Arson	0	0	0	0	0	0			0	0
Assault Offenses	13	11	0	0	0	0			13	11
Bribery	0	0	0	0	0	0			0	0
Burglary/Breaking and Entering	1	0	0	0	0	0			1	0
Counterfeiting/Forgery	1	0	0	0	0	0			1	0
Destruction/Damage/Vandalism Of Property	1	1	0	0	0	0			1	1
Drug/Narcotic Offenses	30	11	0	0	0	0			30	11
Embezzlement	0	0	0	0	0	0			0	0
Extortion/Blackmail	0	0	0	0	0	0			0	0
Fraud Offenses	1	1	0	0	0	0			1	1
Gambling Offenses	0	0	0	0	0	0			0	0
Homicide Offenses	0	0	0	0	0	0			0	0
Kidnapping/Abduction	0	0	0	0	0	0			0	0
Larceny/Theft Offenses	4	3	1	1	0	0			5	4
Motor Vehicle Theft	0	0	0	0	0	0			0	0
Pornography/Obscene Material	0	0	0	0	0	0			0	0
Prostitution Offenses	0	0	0	0	0	0			0	0
Robbery	0	0	0	0	0	0			0	0
Sex Offenses, Forcible	4	2	0	0	0	0			4	2
Sex Offenses, Nonforcible	0	0	0	0	0	0			0	0
Stolen Property Offenses (Receiving, etc.)	0	0	0	0	0	0			0	0
Weapon Law Violations	3	3	0	0	0	0			3	3
Total	58	32	1	1	0	0	0	0	59	33

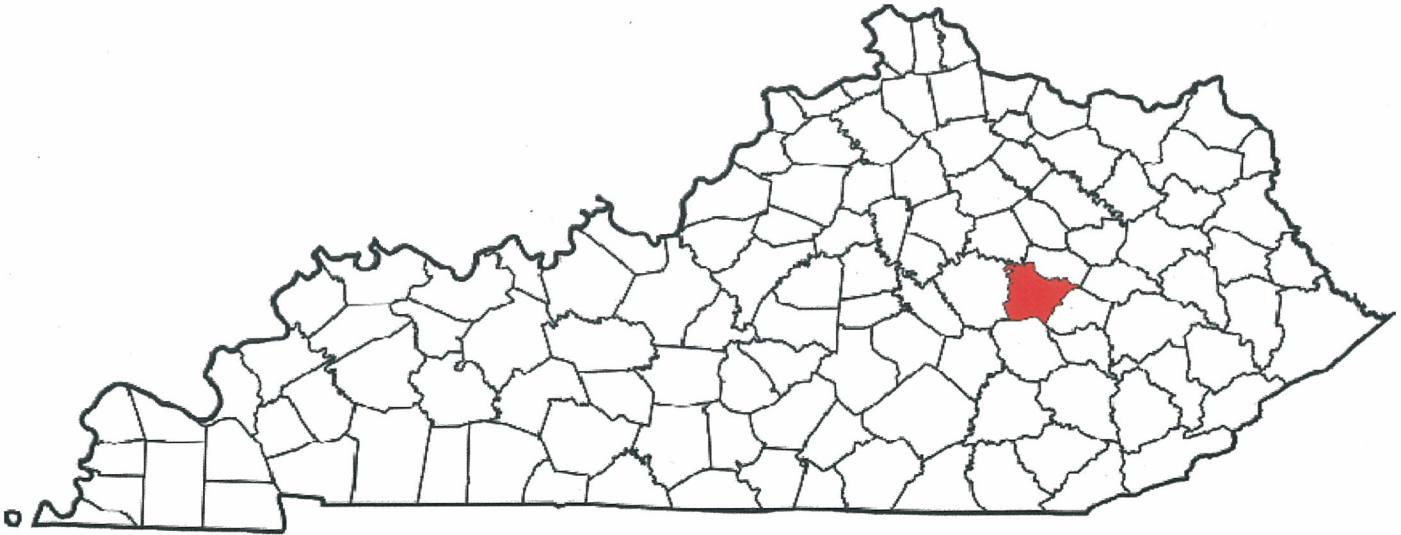
Estill County

**A CRIME IS COMMITTED IN ESTILL COUNTY
APPROXIMATELY EVERY 1.2 DAYS**

FULL TIME SWORN LAW ENFORCEMENT EMPLOYEES

Agency	Male	Female	Total
STATE POLICE	43	0	43
ESTILL COUNTY SHERIFF'S OFFICE	4	0	4
IRVINE POLICE DEPARTMENT	6	0	6
RAVENNA POLICE DEPARTMENT	2	0	2

**Kentucky State Police Troopers may be assigned to multiple counties per post.



County Seat: Irvine
Population: 14,447
Registered Sex Offenders: 19

**ESTILL
COUNTY**

Group A Offenses	State Police		Sheriff		Irvine		Ravenna		All Other Agencies		Total	
By Category	Offenses		Offenses		Offenses		Offenses		Offenses		Offenses	
	Reported	Cleared	Reported	Cleared	Reported	Cleared	Reported	Cleared	Reported	Cleared	Reported	Cleared
Arson	2	0	0	0	0	0	0	0	0	0	2	0
Assault Offenses	30	28	24	17	0	0	0	0	0	0	54	45
Bribery	0	0	0	0	0	0	0	0	0	0	0	0
Burglary/Breaking and Entering	20	4	16	1	1	0	2	0	0	0	39	5
Counterfeiting/Forgery	19	14	14	4	0	0	0	0	0	0	33	18
Destruction/Damage/Vandalism Of Property	11	6	4	1	0	0	1	0	0	0	16	7
Drug/Narcotic Offenses	36	17	1	1	16	3	0	0	0	0	53	21
Embezzlement	0	0	0	0	0	0	0	0	0	0	0	0
Extortion/Blackmail	0	0	0	0	0	0	0	0	0	0	0	0
Fraud Offenses	2	2	1	0	0	0	2	0	0	0	5	2
Gambling Offenses	0	0	0	0	0	0	0	0	0	0	0	0
Homicide Offenses	1	0	0	0	0	0	0	0	0	0	1	0
Kidnapping/Abduction	3	3	1	1	0	0	0	0	0	0	4	4
Larceny/Theft Offenses	24	7	34	5	2	0	5	0	0	0	65	12
Motor Vehicle Theft	4	3	0	0	0	0	0	0	0	0	4	3
Pornography/Obscene Material	1	0	0	0	0	0	0	0	0	0	1	0
Prostitution Offenses	0	0	0	0	0	0	0	0	0	0	0	0
Robbery	1	0	0	0	0	0	0	0	0	0	1	0
Sex Offenses, Forcible	16	10	0	0	0	0	0	0	0	0	16	10
Sex Offenses, Nonforcible	0	0	0	0	0	0	0	0	0	0	0	0
Stolen Property Offenses (Receiving, etc.)	2	1	0	0	0	0	0	0	0	0	2	1
Weapon Law Violations	2	2	0	0	0	0	0	0	0	0	2	2
Total	174	97	95	30	19	3	10	0	0	0	298	130

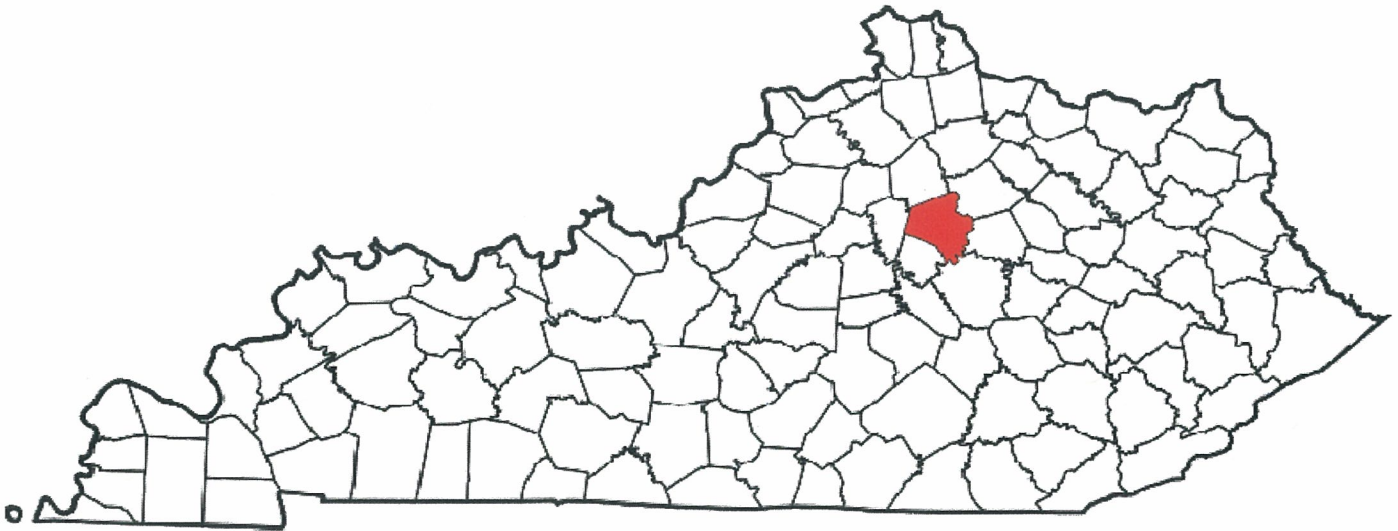
Fayette County

**A CRIME IS COMMITTED IN FAYETTE
COUNTY APPROXIMATELY EVERY 16 MINUTES**

FULL TIME SWORN LAW ENFORCEMENT EMPLOYEES

Agency	Male	Female	Total
STATE POLICE	42	2	44
FAYETTE COUNTY SHERIFF'S OFFICE	39	9	48
LEXINGTON POLICE DEPARTMENT	501	39	540
UK POLICE DEPARTMENT	47	7	54
FAYETTE CO. SCHOOLS	21	7	28
BLUEGRASS AIRPORT	19	0	19
KY HORSE PARK	7	1	8

**Kentucky State Police Troopers may be assigned to multiple counties per post.



County Seat: Lexington
Population: 310,797
Registered Sex Offenders: 318

**FAYETTE
COUNTY**

Group A Offenses	State Police		Sheriff		Lexington PD		UK Police Dept.		Fayette Co. Schools	
By Category	Offenses		Offenses		Offenses		Offenses		Offenses	
	Reported	Cleared	Reported	Cleared	Reported	Cleared	Reported	Cleared	Reported	Cleared
Arson	0	0	0	0	44	4	1	0	1	1
Assault Offenses	7	3	0	0	3714	2608	126	51	148	59
Bribery	0	0	0	0	3	2	0	0	0	0
Burglary/Breaking and Entering	0	0	0	0	2503	357	27	6	7	0
Counterfeiting/Forgery	3	2	0	0	1483	1271	6	4	0	0
Destruction/Damage/Vandalism Of Property	1	0	0	0	4181	674	140	12	37	6
Drug/Narcotic Offenses	46	26	0	0	2907	2846	342	263	75	59
Embezzlement	0	0	0	0	0	0	0	0	0	0
Extortion/Blackmail	0	0	0	0	7	3	0	0	1	0
Fraud Offenses	1	0	0	0	1312	475	47	4	0	0
Gambling Offenses	0	0	0	0	2	2	0	0	0	0
Homicide Offenses	0	0	0	0	21	13	0	0	0	0
Kidnapping/Abduction	0	0	0	0	95	45	0	0	0	0
Larceny/Theft Offenses	5	0	0	0	10330	3595	440	34	208	35
Motor Vehicle Theft	0	0	1	0	1011	241	10	1	2	1
Pornography/Obscene Material	19	17	0	0	51	38	1	1	3	2
Prostitution Offenses	0	0	0	0	63	62	0	0	0	0
Robbery	0	0	0	0	588	155	4	2	1	0
Sex Offenses, Forcible	7	3	0	0	345	176	9	6	5	3
Sex Offenses, Nonforcible	0	0	0	0	35	21	0	0	0	0
Stolen Property Offenses (Receiving, etc.)	8	6	0	0	315	223	11	9	5	3
Weapon Law Violations	4	4	0	0	227	209	7	7	9	8
Total	101	61	1	0	29237	13020	1171	400	502	177

**FAYETTE
COUNTY**

Group A Offenses	Bluegrass Airport		KY Horse Park		All Other Agencies		-		Total	
By Category	Offenses		Offenses		Offenses		Offenses		Offenses	
	Reported	Cleared	Reported	Cleared	Reported	Cleared	Reported	Cleared	Reported	Cleared
Arson	0	0	0	0	0	0			46	5
Assault Offenses	3	0	1	0	0	0			3999	2721
Bribery	0	0	0	0	0	0			3	2
Burglary/Breaking and Entering	0	0	1	0	0	0			2538	363
Counterfeiting/Forgery	0	0	0	0	0	0			1492	1277
Destruction/Damage/Vandalism Of Property	0	0	0	0	0	0			4359	692
Drug/Narcotic Offenses	0	0	0	0	11	10			3381	3204
Embezzlement	0	0	0	0	0	0			0	0
Extortion/Blackmail	0	0	0	0	0	0			8	3
Fraud Offenses	0	0	0	0	3	0			1363	479
Gambling Offenses	0	0	0	0	0	0			2	2
Homicide Offenses	0	0	0	0	0	0			21	13
Kidnapping/Abduction	0	0	0	0	0	0			95	45
Larceny/Theft Offenses	5	1	18	3	0	0			11006	3668
Motor Vehicle Theft	0	0	0	0	0	0			1024	243
Pornography/Obscene Material	0	0	0	0	0	0			74	58
Prostitution Offenses	0	0	0	0	0	0			63	62
Robbery	0	0	0	0	0	0			593	157
Sex Offenses, Forcible	0	0	0	0	0	0			366	188
Sex Offenses, Nonforcible	0	0	0	0	0	0			35	21
Stolen Property Offenses (Receiving, etc.)	0	0	0	0	2	2			341	243
Weapon Law Violations	1	1	0	0	0	0			248	229
Total	9	2	20	3	16	12	0	0	31057	13675

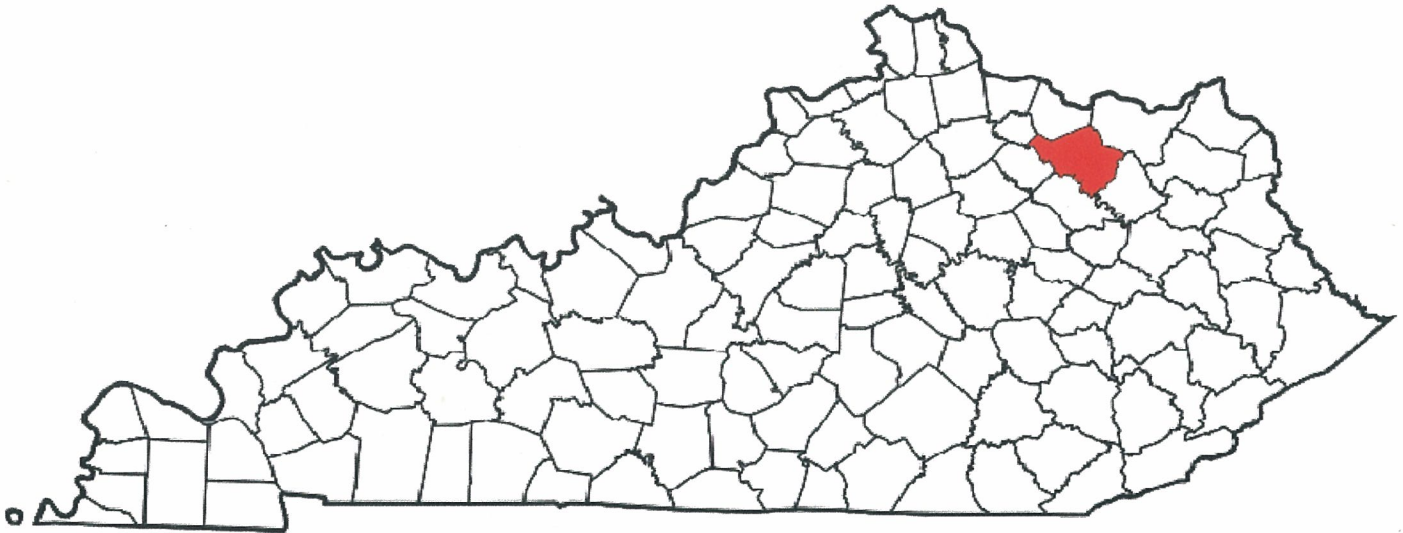
Fleming County

A CRIME IS COMMITTED IN FLEMING COUNTY
APPROXIMATELY EVERY 22 HOURS

FULL TIME SWORN LAW ENFORCEMENT EMPLOYEES

Agency	Male	Female	Total
STATE POLICE	45	1	46
FLEMING COUNTY SHERIFF'S OFFICE	6	0	6
FLEMINGSBURG POLICE DEPARTMENT	7	0	7

**Kentucky State Police Troopers may be assigned to multiple counties per post.



County Seat: Flemingsburg
Population: 14,545
Registered Sex Offenders: 24

**FLEMING
COUNTY**

Group A Offenses	State Police		Sheriff		Flemingsburg		All Other Agencies		Total	
By Category	Offenses		Offenses		Offenses		Offenses		Offenses	
	Reported	Cleared	Reported	Cleared	Reported	Cleared	Reported	Cleared	Reported	Cleared
Arson	0	0	0	0	0	0	0	0	0	0
Assault Offenses	11	7	14	7	24	24	0	0	49	38
Bribery	0	0	0	0	0	0	0	0	0	0
Burglary/Breaking and Entering	9	2	20	3	18	14	0	0	47	19
Counterfeiting/Forgery	1	1	60	32	4	4	0	0	65	37
Destruction/Damage/Vandalism Of Property	2	1	10	4	16	11	0	0	28	16
Drug/Narcotic Offenses	23	15	3	1	40	40	0	0	66	56
Embezzlement	0	0	0	0	0	0	0	0	0	0
Extortion/Blackmail	0	0	0	0	0	0	0	0	0	0
Fraud Offenses	3	2	0	0	8	8	0	0	11	10
Gambling Offenses	0	0	0	0	0	0	0	0	0	0
Homicide Offenses	1	1	0	0	0	0	0	0	1	1
Kidnapping/Abduction	0	0	0	0	0	0	0	0	0	0
Larceny/Theft Offenses	7	2	22	4	16	8	0	0	45	14
Motor Vehicle Theft	2	1	3	1	1	1	0	0	6	3
Pornography/Obscene Material	19	0	0	0	0	0	0	0	19	0
Prostitution Offenses	0	0	0	0	0	0	0	0	0	0
Robbery	0	0	1	0	1	1	0	0	2	1
Sex Offenses, Forcible	41	39	1	0	0	0	0	0	42	39
Sex Offenses, Nonforcible	0	0	0	0	0	0	0	0	0	0
Stolen Property Offenses (Receiving, etc.)	2	2	4	2	4	3	0	0	10	7
Weapon Law Violations	1	0	0	0	1	1	0	0	2	1
Total	122	73	138	54	133	115	0	0	393	242

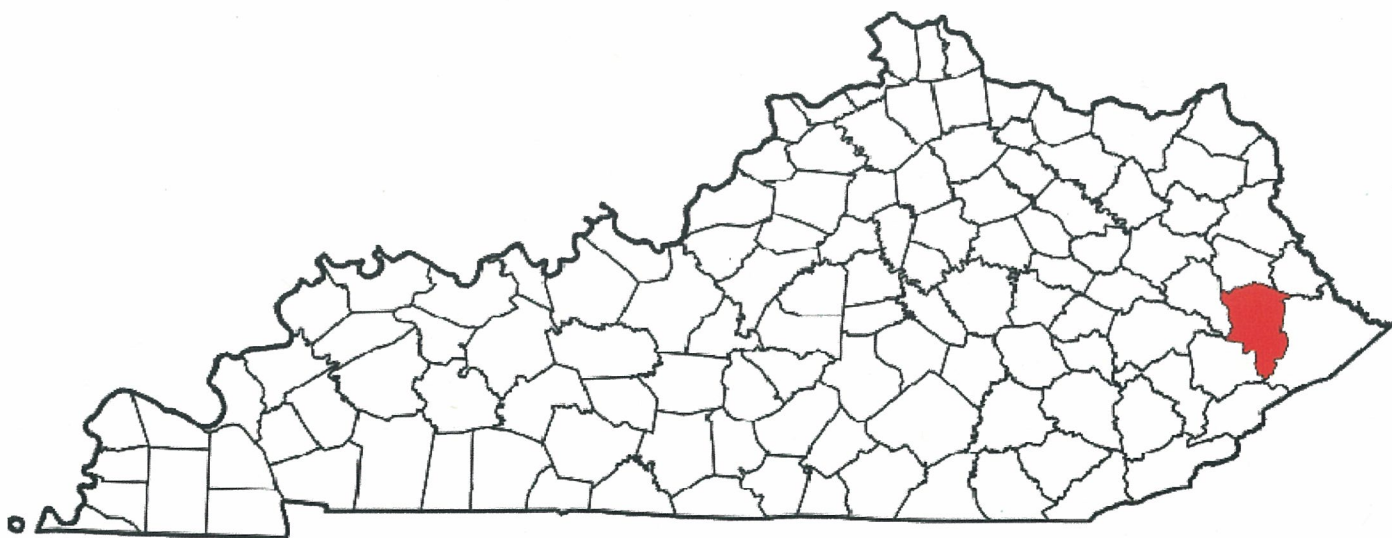
Floyd County

A CRIME IS COMMITTED IN FLOYD COUNTY
APPROXIMATELY EVERY 9 HOURS

FULL TIME SWORN LAW ENFORCEMENT EMPLOYEES

Agency	Male	Female	Total
STATE POLICE	56	1	57
FLOYD COUNTY SHERIFF'S OFFICE	10	1	11
MARTIN POLICE DEPARTMENT	3	0	3
PRESTONSBURG POLICE DEPARTMENT	14	1	15
WAYLAND POLICE DEPARTMENT	1	0	1

**Kentucky State Police Troopers may be assigned to multiple counties per post.



County Seat: Prestonsburg
Population: 38,108
Registered Sex Offenders: 57

FLOYD COUNTY

Group A Offenses	State Police		Sheriff		Martin		Prestonsburg		Wayland		All Other Agencies		Total	
By Category	Offenses		Offenses		Offenses		Offenses		Offenses		Offenses		Offenses	
	Reported	Cleared	Reported	Cleared	Reported	Cleared	Reported	Cleared	Reported	Cleared	Reported	Cleared	Reported	Cleared
Arson	4	0	0	0	0	0	0	0	0	0	0	0	4	0
Assault Offenses	116	94	2	1	8	8	40	28	1	0	2	1	169	132
Bribery	0	0	0	0	0	0	1	0	0	0	0	0	1	0
Burglary/Breaking and Entering	94	13	3	0	1	0	21	9	0	0	1	0	120	22
Counterfeiting/Forgery	13	3	3	0	0	0	3	0	0	0	0	0	19	3
Destruction/Damage/Vandalism Of Property	32	8	1	0	2	2	13	5	0	0	1	0	49	15
Drug/Narcotic Offenses	141	54	24	13	5	2	49	28	0	0	34	13	253	110
Embezzlement	0	0	0	0	0	0	0	0	0	0	0	0	0	0
Extortion/Blackmail	0	0	0	0	0	0	0	0	0	0	0	0	0	0
Fraud Offenses	5	3	2	0	0	0	7	0	0	0	2	1	16	4
Gambling Offenses	0	0	0	0	0	0	0	0	0	0	0	0	0	0
Homicide Offenses	2	1	0	0	0	0	0	0	0	0	0	0	2	1
Kidnapping/Abduction	5	4	1	1	0	0	1	1	0	0	0	0	7	6
Larceny/Theft Offenses	79	27	20	2	6	2	67	7	2	0	2	0	176	38
Motor Vehicle Theft	31	3	4	0	5	0	4	0	0	0	0	0	44	3
Pornography/Obscene Material	4	1	0	0	0	0	0	0	0	0	0	0	4	1
Prostitution Offenses	0	0	0	0	0	0	0	0	0	0	0	0	0	0
Robbery	9	1	1	1	1	1	1	0	0	0	0	0	12	3
Sex Offenses, Forcible	31	13	0	0	0	0	3	1	0	0	0	0	34	14
Sex Offenses, Nonforcible	2	0	0	0	0	0	0	0	0	0	0	0	2	0
Stolen Property Offenses (Receiving, etc.)	6	1	2	0	0	0	2	0	0	0	1	1	11	2
Weapon Law Violations	2	1	2	0	1	1	1	1	0	0	3	1	9	4
Total	576	227	65	18	29	16	213	80	3	0	46	17	932	358

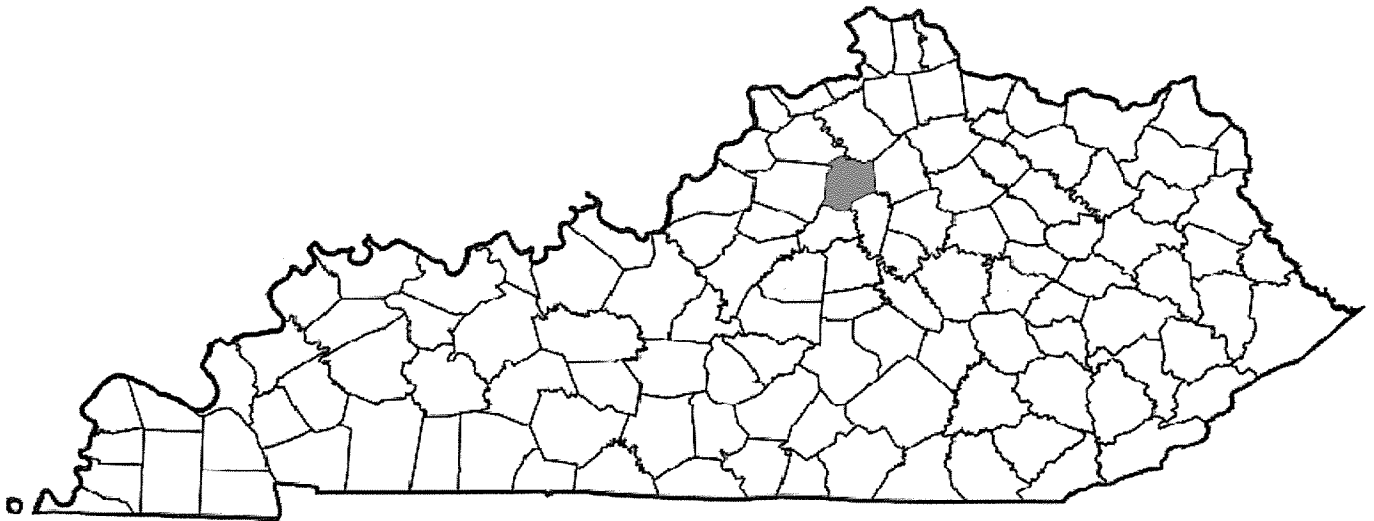
Franklin County

**A CRIME IS COMMITTED IN FRANKLIN COUNTY
APPROXIMATELY EVERY 2 HOURS**

FULL TIME SWORN LAW ENFORCEMENT EMPLOYEES

Agency	Male	Female	Total
STATE POLICE	42	2	44
FRANKLIN COUNTY SHERIFF'S DEPARTMENT	25	1	26
OFFICE OF THE ATTORNEY GENERAL	35	6	41
FRANKFORT POLICE DEPARTMENT	53	4	57
KENTUCKY STATE UNIVERSITY	6	4	10

**Kentucky State Police Troopers may be assigned to multiple counties per post.



County Seat: Frankfort
Population: 49,880
Registered Sex Offenders: 76

**FRANKLIN
COUNTY**

Group A Offenses	State Police		Sheriff		Frankfort PD		KSU Police Dept.		Office Attorney Gen.		All Other Agencies		Total	
By Category	Offenses		Offenses		Offenses		Offenses		Offenses		Offenses		Offenses	
	Reported	Cleared	Reported	Cleared	Reported	Cleared	Reported	Cleared	Reported	Cleared	Reported	Cleared	Reported	Cleared
Arson	7	2	2	0	5	2	1	0	0	0	0	0	15	4
Assault Offenses	28	26	74	23	705	360	11	0	0	0	5	5	823	414
Bribery	0	0	3	0	0	0	0	0	0	0	0	0	3	0
Burglary/Breaking and Entering	19	3	49	1	205	28	3	0	0	0	0	0	276	32
Counterfeiting/Forgery	1	0	50	1	74	18	0	0	0	0	0	0	125	19
Destruction/Damage/Vandalism Of Property	7	0	50	3	314	33	13	1	0	0	1	1	385	38
Drug/Narcotic Offenses	43	13	221	185	419	371	1	1	0	0	0	0	684	570
Embezzlement	0	0	0	0	0	0	0	0	0	0	0	0	0	0
Extortion/Blackmail	0	0	0	0	0	0	0	0	0	0	0	0	0	0
Fraud Offenses	8	6	34	0	178	17	1	0	50	41	0	0	271	64
Gambling Offenses	0	0	0	0	0	0	0	0	0	0	4	4	4	4
Homicide Offenses	0	0	0	0	1	1	0	0	0	0	0	0	1	1
Kidnapping/Abduction	0	0	4	2	11	9	0	0	0	0	0	0	15	11
Larceny/Theft Offenses	43	17	161	6	909	227	43	1	3	3	1	0	1160	254
Motor Vehicle Theft	5	3	17	2	64	13	1	0	0	0	0	0	87	18
Pornography/Obscene Material	1	0	2	0	7	2	0	0	0	0	0	0	10	2
Prostitution Offenses	0	0	0	0	0	0	0	0	0	0	0	0	0	0
Robbery	2	2	3	0	46	12	1	1	0	0	0	0	52	15
Sex Offenses, Forcible	22	10	12	2	66	41	0	0	0	0	0	0	100	53
Sex Offenses, Nonforcible	1	1	1	0	6	6	0	0	0	0	0	0	8	7
Stolen Property Offenses (Receiving, etc.)	6	3	10	3	24	18	0	0	0	0	2	2	42	26
Weapon Law Violations	1	1	14	12	8	8	2	1	0	0	0	0	25	22
Total	194	87	707	240	3042	1166	77	5	53	44	13	12	4086	1554

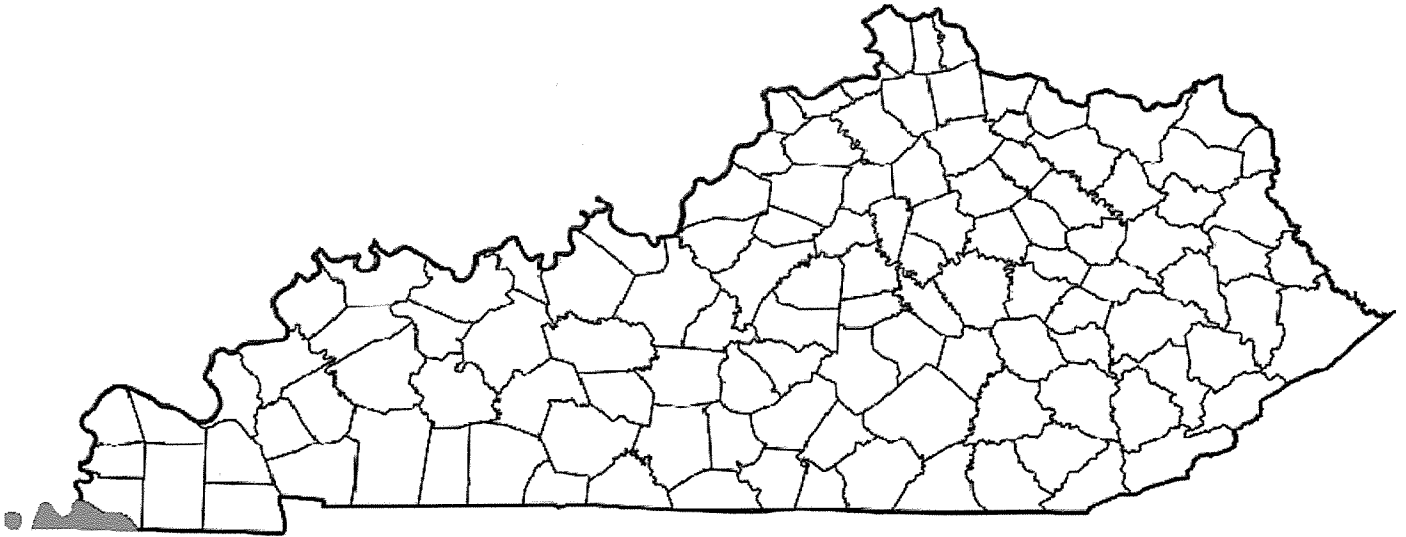
Fulton County

**A CRIME IS COMMITTED IN FULTON COUNTY
APPROXIMATELY EVERY 21 HOURS**

FULL TIME SWORN LAW ENFORCEMENT EMPLOYEES

Agency	Male	Female	Total
STATE POLICE	38	2	40
FULTON COUNTY SHERIFF'S OFFICE	4	0	4
FULTON POLICE DEPARTMENT	4	0	4

**Kentucky State Police Troopers may be assigned to multiple counties per post.



County Seat: Hickman
Population: 6,265
Registered Sex Offenders: 34

**FULTON
COUNTY**

Group A Offenses	State Police		Sheriff		Fulton		All Other Agencies		Total	
By Category	Offenses		Offenses		Offenses		Offenses		Offenses	
	Reported	Cleared	Reported	Cleared	Reported	Cleared	Reported	Cleared	Reported	Cleared
Arson	0	0	1	1	0	0	0	0	1	1
Assault Offenses	6	6	14	6	45	38	0	0	65	50
Bribery	0	0	0	0	0	0	0	0	0	0
Burglary/Breaking and Entering	0	0	8	0	15	4	0	0	23	4
Counterfeiting/Forgery	0	0	0	0	63	58	0	0	63	58
Destruction/Damage/Vandalism Of Property	1	1	7	0	25	10	0	0	33	11
Drug/Narcotic Offenses	15	11	24	19	46	38	0	0	85	68
Embezzlement	0	0	0	0	0	0	0	0	0	0
Extortion/Blackmail	0	0	0	0	0	0	0	0	0	0
Fraud Offenses	0	0	2	0	12	11	1	0	15	11
Gambling Offenses	0	0	0	0	0	0	0	0	0	0
Homicide Offenses	0	0	0	0	1	0	0	0	1	0
Kidnapping/Abduction	0	0	1	1	2	2	0	0	3	3
Larceny/Theft Offenses	2	1	23	0	81	34	0	0	106	35
Motor Vehicle Theft	0	0	2	0	4	2	0	0	6	2
Pornography/Obscene Material	0	0	0	0	0	0	0	0	0	0
Prostitution Offenses	0	0	0	0	0	0	0	0	0	0
Robbery	0	0	0	0	1	1	0	0	1	1
Sex Offenses, Forcible	0	0	0	0	3	2	0	0	3	2
Sex Offenses, Nonforcible	0	0	0	0	1	1	0	0	1	1
Stolen Property Offenses (Receiving, etc.)	0	0	1	1	2	1	0	0	3	2
Weapon Law Violations	2	2	0	0	1	1	0	0	3	3
Total	26	21	83	28	302	203	1	0	412	252

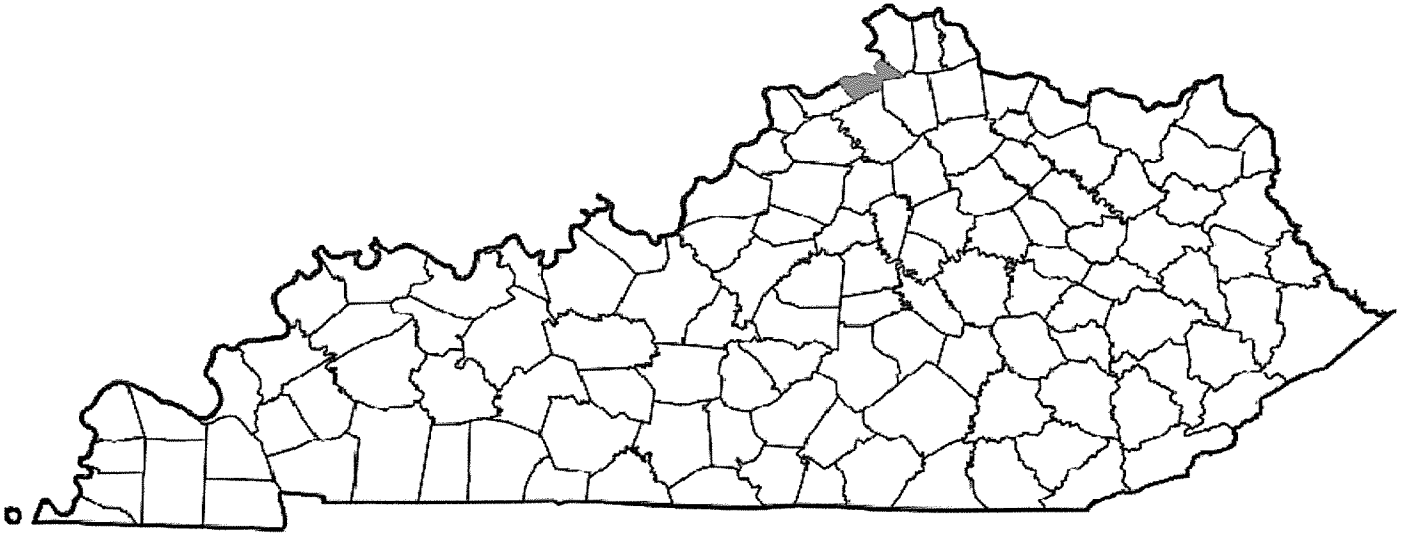
Gallatin County

**A CRIME IS COMMITTED IN GALLATIN COUNTY
APPROXIMATELY EVERY 1.2 DAYS**

FULL TIME SWORN LAW ENFORCEMENT EMPLOYEES

Agency	Male	Female	Total
STATE POLICE	33	0	33
GALLATIN COUNTY SHERIFF'S OFFICE	12	1	13
WARSAW POLICE DEPARTMENT	3	0	3

**Kentucky State Police Troopers may be assigned to multiple counties per post.



County Seat: Warsaw
Population: 8,589
Registered Sex Offenders: 25

GALLATIN COUNTY

Group A Offenses	State Police		Sheriff		Warsaw		All Other Agencies		Total	
By Category	Offenses		Offenses		Offenses		Offenses		Offenses	
	Reported	Cleared	Reported	Cleared	Reported	Cleared	Reported	Cleared	Reported	Cleared
Arson	1	0	0	0	0	0	0	0	1	0
Assault Offenses	6	6	20	7	4	2	0	0	30	15
Bribery	0	0	0	0	0	0	0	0	0	0
Burglary/Breaking and Entering	5	2	28	6	1	0	0	0	34	8
Counterfeiting/Forgery	4	2	3	1	0	0	0	0	7	3
Destruction/Damage/Vandalism Of Property	1	1	26	8	6	1	0	0	33	10
Drug/Narcotic Offenses	60	52	33	15	9	9	0	0	102	76
Embezzlement	0	0	0	0	0	0	0	0	0	0
Extortion/Blackmail	0	0	0	0	0	0	0	0	0	0
Fraud Offenses	0	0	12	2	0	0	0	0	12	2
Gambling Offenses	0	0	0	0	0	0	0	0	0	0
Homicide Offenses	0	0	0	0	0	0	0	0	0	0
Kidnapping/Abduction	0	0	0	0	0	0	0	0	0	0
Larceny/Theft Offenses	6	2	40	3	3	0	0	0	49	5
Motor Vehicle Theft	2	1	4	0	1	0	0	0	7	1
Pornography/Obscene Material	0	0	0	0	0	0	0	0	0	0
Prostitution Offenses	0	0	0	0	0	0	0	0	0	0
Robbery	2	1	1	0	0	0	0	0	3	1
Sex Offenses, Forcible	5	3	3	1	0	0	0	0	8	4
Sex Offenses, Nonforcible	1	1	1	1	0	0	0	0	2	2
Stolen Property Offenses (Receiving, etc.)	3	1	3	0	0	0	0	0	6	1
Weapon Law Violations	0	0	0	0	0	0	0	0	0	0
Total	96	72	174	44	24	12	0	0	294	128

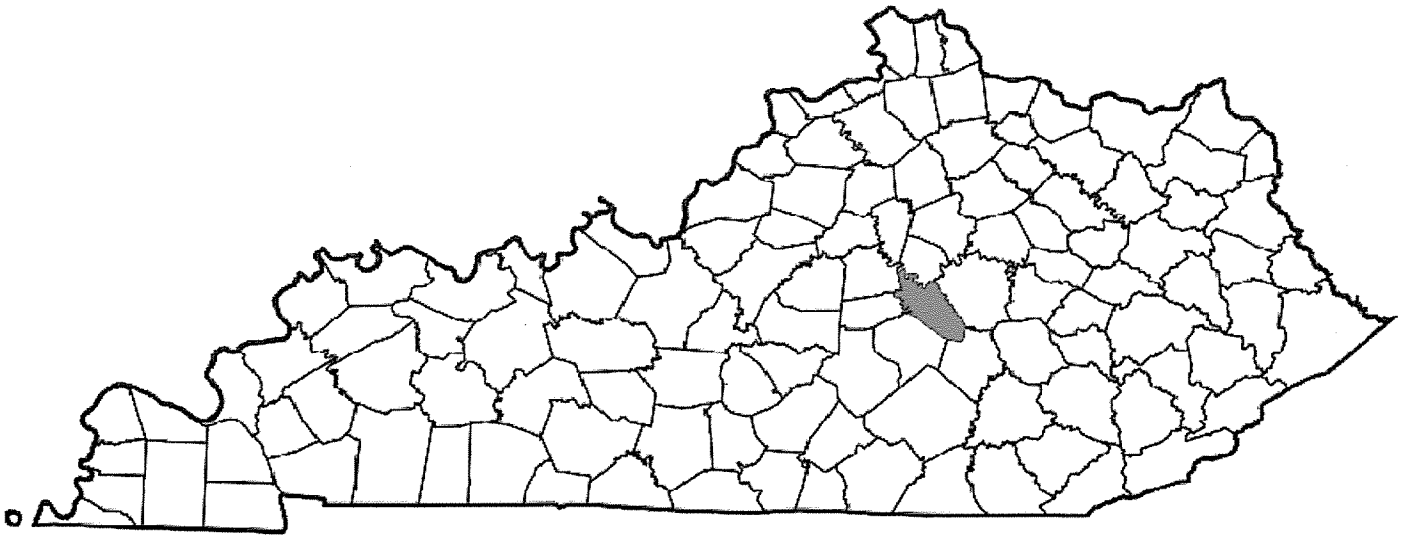
Garrard County

A CRIME IS COMMITTED IN GARRARD COUNTY
APPROXIMATELY EVERY 15 HOURS

FULL TIME SWORN LAW ENFORCEMENT EMPLOYEES

Agency	Male	Female	Total
STATE POLICE	43	0	43
GARRARD COUNTY SHERIFF'S OFFICE	9	0	9
LANCASTER POLICE DEPARTMENT	9	1	10

**Kentucky State Police Troopers may be assigned to multiple counties per post.



County Seat: Lancaster
Population: 16,858
Registered Sex Offenders: 34

GARRARD COUNTY

Group A Offenses	State Police		Sheriff		Lancaster		All Other Agencies		Total	
By Category	Offenses		Offenses		Offenses		Offenses		Offenses	
	Reported	Cleared	Reported	Cleared	Reported	Cleared	Reported	Cleared	Reported	Cleared
Arson	2	0	0	0	3	0	0	0	5	0
Assault Offenses	10	8	22	21	51	42	0	0	83	71
Bribery	0	0	0	0	0	0	0	0	0	0
Burglary/Breaking and Entering	21	1	19	7	30	4	0	0	70	12
Counterfeiting/Forgery	5	5	0	0	18	7	0	0	23	12
Destruction/Damage/Vandalism Of Property	5	2	3	1	8	3	0	0	16	6
Drug/Narcotic Offenses	29	20	6	5	53	47	0	0	88	72
Embezzlement	0	0	0	0	0	0	0	0	0	0
Extortion/Blackmail	0	0	0	0	0	0	0	0	0	0
Fraud Offenses	0	0	0	0	17	9	1	0	18	9
Gambling Offenses	0	0	0	0	0	0	0	0	0	0
Homicide Offenses	0	0	0	0	0	0	0	0	0	0
Kidnapping/Abduction	0	0	0	0	0	0	0	0	0	0
Larceny/Theft Offenses	12	6	24	1	168	30	0	0	204	37
Motor Vehicle Theft	1	1	3	1	4	1	0	0	8	3
Pornography/Obscene Material	0	0	0	0	0	0	0	0	0	0
Prostitution Offenses	0	0	0	0	0	0	0	0	0	0
Robbery	0	0	0	0	3	1	0	0	3	1
Sex Offenses, Forcible	8	3	1	1	23	1	0	0	32	5
Sex Offenses, Nonforcible	0	0	0	0	0	0	0	0	0	0
Stolen Property Offenses (Receiving, etc.)	3	1	8	0	1	0	0	0	12	1
Weapon Law Violations	0	0	2	2	1	1	0	0	3	3
Total	96	47	88	39	380	146	1	0	565	232

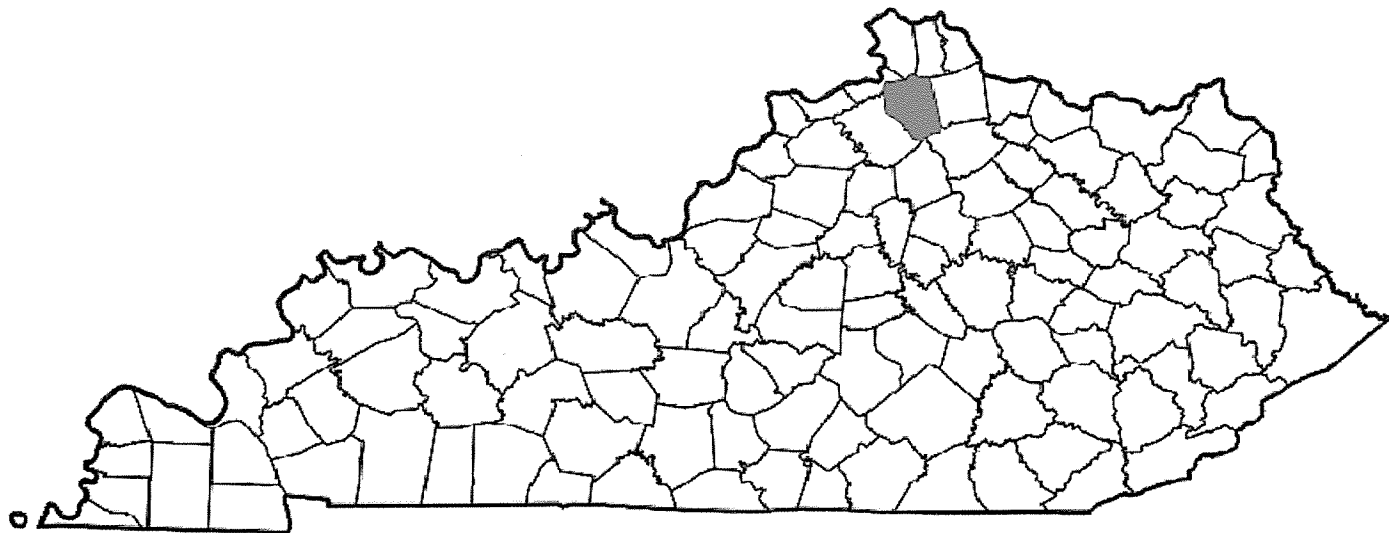
Grant County

A CRIME IS COMMITTED IN GRANT COUNTY
APPROXIMATELY EVERY 7 HOURS

FULL TIME SWORN LAW ENFORCEMENT EMPLOYEES

Agency	Male	Female	Total
STATE POLICE	36	0	36
GRANT COUNTY SHERIFF'S OFFICE	12	0	12
DRY RIDGE POLICE DEPARTMENT	1	0	1
WILLIAMSTOWN POLICE DEPARTMENT	8	0	8

**Kentucky State Police Troopers may be assigned to multiple counties per post.



County Seat: Williamstown
Population: 24,875
Registered Sex Offenders: 52

GRANT COUNTY

Group A Offenses	State Police		Sheriff		Dry Ridge PD		Williamstown		All Other Agencies		Total	
By Category	Offenses		Offenses		Offenses		Offenses		Offenses		Offenses	
	Reported	Cleared	Reported	Cleared	Reported	Cleared	Reported	Cleared	Reported	Cleared	Reported	Cleared
Arson	3	1	0	0	0	0	1	1	0	0	4	2
Assault Offenses	73	58	65	32	5	5	19	4	0	0	162	99
Bribery	0	0	0	0	0	0	0	0	0	0	0	0
Burglary/Breaking and Entering	31	1	50	6	3	0	17	1	0	0	101	8
Counterfeiting/Forgery	21	4	12	7	3	3	0	0	0	0	36	14
Destruction/Damage/Vandalism Of Property	30	8	13	2	4	3	14	0	0	0	61	13
Drug/Narcotic Offenses	244	219	114	97	0	0	82	48	0	0	440	364
Embezzlement	0	0	0	0	0	0	0	0	0	0	0	0
Extortion/Blackmail	0	0	0	0	0	0	0	0	0	0	0	0
Fraud Offenses	23	7	11	2	5	5	10	0	1	0	50	14
Gambling Offenses	0	0	0	0	0	0	0	0	0	0	0	0
Homicide Offenses	0	0	2	2	0	0	0	0	0	0	2	2
Kidnapping/Abduction	0	0	1	0	0	0	0	0	0	0	1	0
Larceny/Theft Offenses	79	22	87	25	17	12	75	2	0	0	258	61
Motor Vehicle Theft	5	2	10	4	1	0	8	0	0	0	24	6
Pornography/Obscene Material	2	2	0	0	0	0	0	0	0	0	2	2
Prostitution Offenses	0	0	0	0	0	0	0	0	0	0	0	0
Robbery	1	1	0	0	0	0	2	0	0	0	3	1
Sex Offenses, Forcible	36	16	0	0	0	0	1	0	0	0	37	16
Sex Offenses, Nonforcible	3	1	0	0	0	0	0	0	0	0	3	1
Stolen Property Offenses (Receiving, etc.)	8	8	7	5	2	2	1	0	2	2	20	17
Weapon Law Violations	10	10	2	2	0	0	2	0	0	0	14	12
Total	569	360	374	184	40	30	232	56	3	2	1218	632

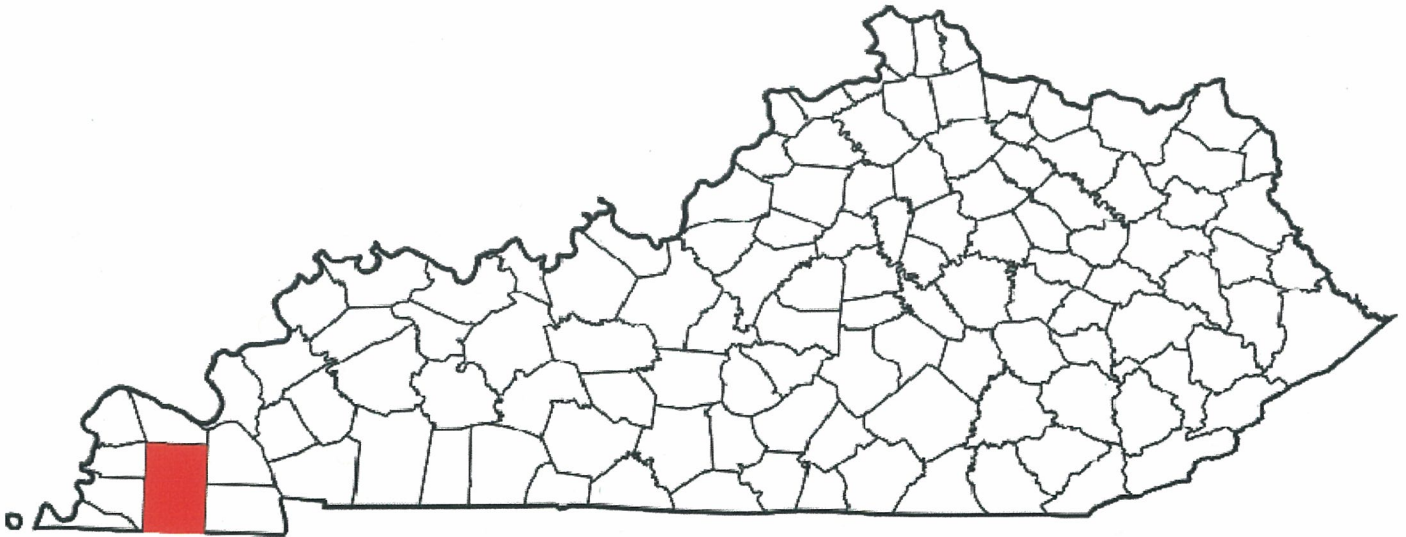
Graves County

A CRIME IS COMMITTED IN GRAVES COUNTY
APPROXIMATELY EVERY 3 HOURS

FULL TIME SWORN LAW ENFORCEMENT EMPLOYEES

Agency	Male	Female	Total
STATE POLICE	38	2	40
GRAVES COUNTY SHERIFF'S OFFICE	14	0	14
MAYFIELD POLICE DEPARTMENT	22	2	24

**Kentucky State Police Troopers may be assigned to multiple counties per post.



County Seat: Mayfield
Population: 37,618
Registered Sex Offenders: 80

GRAVES COUNTY

Group A Offenses	State Police		Sheriff		Mayfield		All Other Agencies		Total	
By Category	Offenses		Offenses		Offenses		Offenses		Offenses	
	Reported	Cleared	Reported	Cleared	Reported	Cleared	Reported	Cleared	Reported	Cleared
Arson	1	0	1	1	0	0	0	0	2	1
Assault Offenses	99	88	146	97	207	103	0	0	452	288
Bribery	0	0	0	0	0	0	0	0	0	0
Burglary/Breaking and Entering	18	3	105	16	69	17	0	0	192	36
Counterfeiting/Forgery	9	4	19	7	9	5	0	0	37	16
Destruction/Damage/Vandalism Of Property	25	15	76	17	62	17	0	0	163	49
Drug/Narcotic Offenses	106	78	355	276	310	303	0	0	771	657
Embezzlement	0	0	0	0	0	0	0	0	0	0
Extortion/Blackmail	0	0	1	0	0	0	0	0	1	0
Fraud Offenses	16	9	20	5	16	4	0	0	52	18
Gambling Offenses	0	0	0	0	0	0	0	0	0	0
Homicide Offenses	2	2	2	0	0	0	0	0	4	2
Kidnapping/Abduction	1	0	2	1	2	0	0	0	5	1
Larceny/Theft Offenses	33	12	145	21	237	91	0	0	415	124
Motor Vehicle Theft	5	3	10	3	8	3	0	0	23	9
Pornography/Obscene Material	6	2	0	0	0	0	0	0	6	2
Prostitution Offenses	0	0	0	0	0	0	0	0	0	0
Robbery	0	0	1	1	4	0	0	0	5	1
Sex Offenses, Forcible	9	3	6	3	1	0	0	0	16	6
Sex Offenses, Nonforcible	0	0	1	0	0	0	0	0	1	0
Stolen Property Offenses (Receiving, etc.)	1	1	23	21	11	7	0	0	35	29
Weapon Law Violations	7	7	27	24	17	16	0	0	51	47
Total	338	227	940	493	953	566	0	0	2231	1286

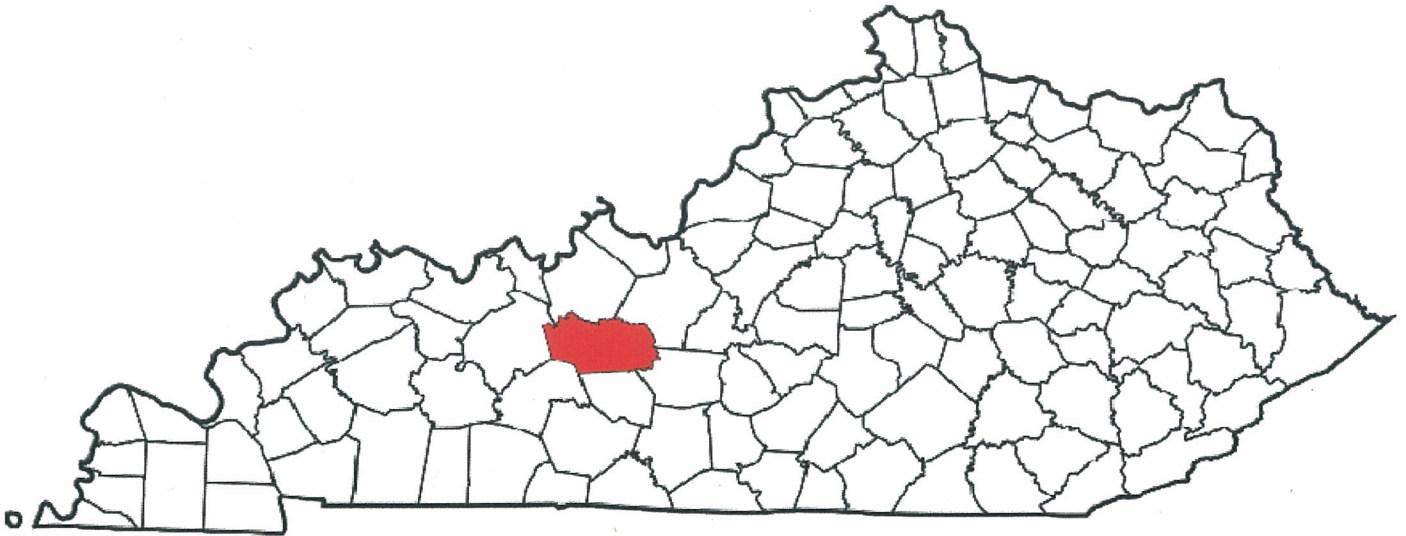
Grayson County

**A CRIME IS COMMITTED IN GRAYSON COUNTY
APPROXIMATELY EVERY 8 HOURS**

FULL TIME SWORN LAW ENFORCEMENT EMPLOYEES

Agency	Male	Female	Total
STATE POLICE	47	0	47
GRAYSON COUNTY SHERIFF'S OFFICE	7	0	7
CLARKSON POLICE DEPARTMENT	1	0	1
LEITCHFIELD POLICE DEPARTMENT	16	0	16

**Kentucky State Police Troopers may be assigned to multiple counties per post.



County Seat: Leitchfield
Population: 26,194
Registered Sex Offenders: 55

**GRAYSON
COUNTY**

Group A Offenses	State Police		Sheriff		Clarkson		Leitchfield		All Other Agencies		Total	
By Category	Offenses		Offenses		Offenses		Offenses		Offenses		Offenses	
	Reported	Cleared	Reported	Cleared	Reported	Cleared	Reported	Cleared	Reported	Cleared	Reported	Cleared
Arson	0	0	0	0	0	0	1	0	0	0	1	0
Assault Offenses	13	8	31	22	0	0	72	30	2	2	118	62
Bribery	0	0	1	1	0	0	0	0	0	0	1	1
Burglary/Breaking and Entering	12	2	64	7	7	0	59	9	0	0	142	18
Counterfeiting/Forgery	3	0	0	0	0	0	10	2	0	0	13	2
Destruction/Damage/Vandalism Of Property	4	2	35	10	2	0	49	8	1	1	91	21
Drug/Narcotic Offenses	10	9	36	33	0	0	67	43	132	43	245	128
Embezzlement	0	0	0	0	0	0	0	0	0	0	0	0
Extortion/Blackmail	0	0	0	0	0	0	0	0	0	0	0	0
Fraud Offenses	2	1	18	0	0	0	4	2	0	0	24	3
Gambling Offenses	0	0	0	0	0	0	0	0	0	0	0	0
Homicide Offenses	1	1	0	0	0	0	0	0	0	0	1	1
Kidnapping/Abduction	0	0	2	1	0	0	1	0	0	0	3	1
Larceny/Theft Offenses	11	3	49	7	6	0	196	55	0	0	262	65
Motor Vehicle Theft	2	0	7	4	0	0	14	1	0	0	23	5
Pornography/Obscene Material	8	8	0	0	0	0	1	0	0	0	9	8
Prostitution Offenses	0	0	0	0	0	0	0	0	0	0	0	0
Robbery	0	0	0	0	0	0	1	0	0	0	1	0
Sex Offenses, Forcible	5	1	7	2	0	0	12	3	0	0	24	6
Sex Offenses, Nonforcible	1	0	0	0	0	0	1	0	0	0	2	0
Stolen Property Offenses (Receiving, etc.)	0	0	5	2	0	0	7	2	0	0	12	4
Weapon Law Violations	1	1	6	5	0	0	1	1	0	0	8	7
Total	73	36	261	94	15	0	496	156	135	46	980	332

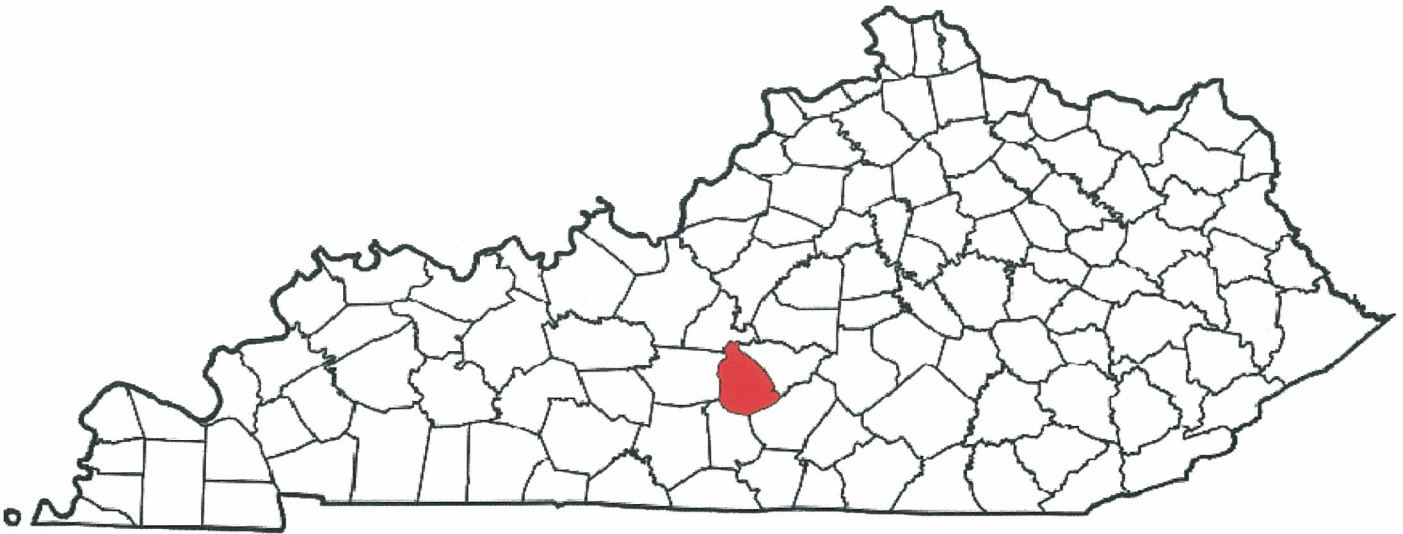
Green County

A CRIME IS COMMITTED IN GREEN COUNTY
APPROXIMATELY EVERY 17 HOURS

FULL TIME SWORN LAW ENFORCEMENT EMPLOYEES

Agency	Male	Female	Total
STATE POLICE	38	0	38
GREEN COUNTY SHERIFF'S OFFICE	4	0	4
GREENSBURG POLICE DEPARTMENT	5	0	5

**Kentucky State Police Troopers may be assigned to multiple counties per post.



County Seat: Greensburg
Population: 11,043
Registered Sex Offenders: 20

GREEN COUNTY

Group A Offenses	State Police		Sheriff		Greensburg		All Other Agencies		Total	
By Category	Offenses		Offenses		Offenses		Offenses		Offenses	
	Reported	Cleared	Reported	Cleared	Reported	Cleared	Reported	Cleared	Reported	Cleared
Arson	2	0	1	1	0	0	0	0	3	1
Assault Offenses	4	3	6	5	13	8	0	0	23	16
Bribery	0	0	0	0	0	0	0	0	0	0
Burglary/Breaking and Entering	3	0	2	2	6	0	0	0	11	2
Counterfeiting/Forgery	0	0	2	1	0	0	0	0	2	1
Destruction/Damage/Vandalism Of Property	2	0	3	3	6	0	0	0	11	3
Drug/Narcotic Offenses	42	20	1	1	13	12	2	2	58	35
Embezzlement	0	0	0	0	0	0	0	0	0	0
Extortion/Blackmail	0	0	0	0	0	0	0	0	0	0
Fraud Offenses	9	0	0	0	3	0	0	0	12	0
Gambling Offenses	0	0	0	0	0	0	0	0	0	0
Homicide Offenses	1	1	0	0	0	0	0	0	1	1
Kidnapping/Abduction	0	0	1	1	1	0	0	0	2	1
Larceny/Theft Offenses	6	1	2	1	22	3	0	0	30	5
Motor Vehicle Theft	1	0	3	2	0	0	0	0	4	2
Pornography/Obscene Material	2	2	0	0	0	0	0	0	2	2
Prostitution Offenses	0	0	0	0	0	0	0	0	0	0
Robbery	0	0	0	0	0	0	0	0	0	0
Sex Offenses, Forcible	13	7	3	3	0	0	0	0	16	10
Sex Offenses, Nonforcible	317	317	0	0	1	1	0	0	318	318
Stolen Property Offenses (Receiving, etc.)	1	0	1	1	2	0	0	0	4	1
Weapon Law Violations	2	2	0	0	0	0	5	5	7	7
Total	405	353	25	21	67	24	7	7	504	405

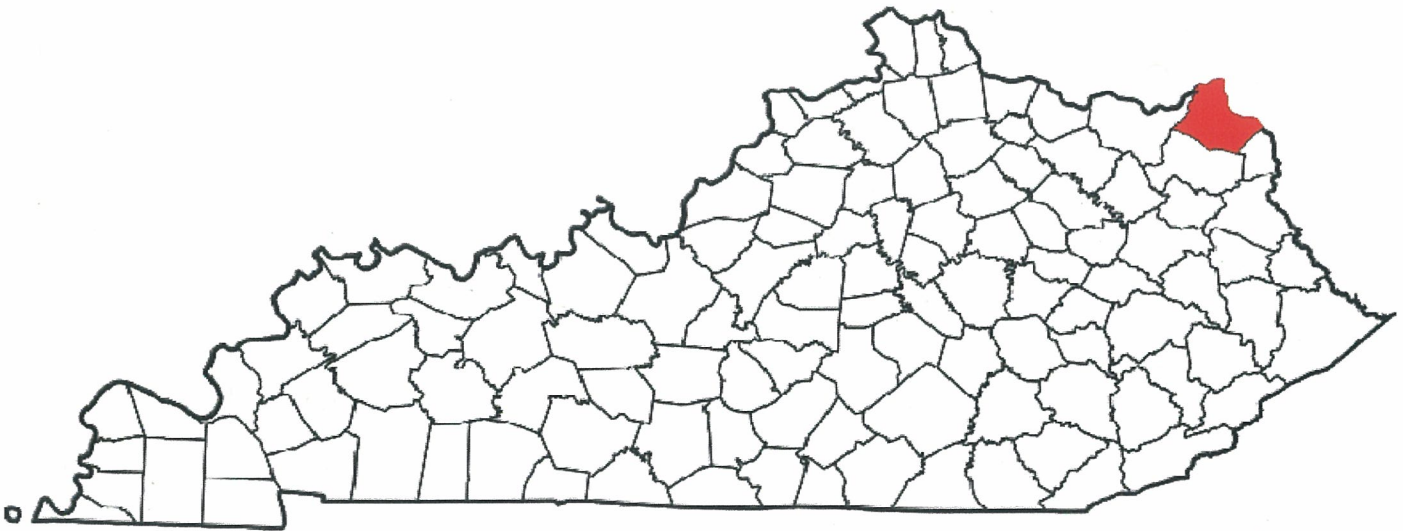
Greenup County

A CRIME IS COMMITTED IN GREENUP COUNTY APPROXIMATELY EVERY 14 HOURS

FULL TIME SWORN LAW ENFORCEMENT EMPLOYEES

Agency	Male	Female	Total
STATE POLICE	33	0	33
GREENUP COUNTY SHERIFF'S OFFICE	15	1	16
BELLEFONTE POLICE DEPARTMENT	3	0	3
FLATWOODS POLICE DEPARTMENT	11	0	11
GREENUP POLICE DEPARTMENT	3	0	3
RACELAND POLICE DEPARTMENT	6	0	6
SOUTH SHORE POLICE DEPARTMENT	1	0	1
RUSSELL POLICE DEPARTMENT	12	0	12
WORTHINGTON POLICE DEPARTMENT	4	0	4

**Kentucky State Police Troopers may be assigned to multiple counties per post.



County Seat: Greenup
 Population: 36,308
 Registered Sex Offenders: 51

**GREENUP
COUNTY**

Group A Offenses	State Police		Sheriff		Bellefonte		Flatwoods		Greenup		South Shore	
By Category	Offenses		Offenses		Offenses		Offenses		Offenses		Offenses	
	Reported	Cleared	Reported	Cleared	Reported	Cleared	Reported	Cleared	Reported	Cleared	Reported	Cleared
Arson	1	0	0	0	0	0	0	0	0	0	0	0
Assault Offenses	36	27	6	5	1	1	8	8	0	0	0	0
Bribery	0	0	0	0	0	0	0	0	0	0	0	0
Burglary/Breaking and Entering	33	2	15	2	0	0	17	4	0	0	0	0
Counterfeiting/Forgery	7	5	0	0	0	0	2	0	0	0	0	0
Destruction/Damage/Vandalism Of Property	4	1	2	0	0	0	3	2	0	0	0	0
Drug/Narcotic Offenses	15	12	8	7	0	0	19	18	7	7	0	0
Embezzlement	0	0	0	0	0	0	0	0	0	0	0	0
Extortion/Blackmail	0	0	0	0	0	0	0	0	0	0	0	0
Fraud Offenses	8	2	0	0	0	0	4	1	1	1	0	0
Gambling Offenses	0	0	0	0	0	0	0	0	0	0	0	0
Homicide Offenses	0	0	0	0	0	0	0	0	0	0	0	0
Kidnapping/Abduction	0	0	1	1	0	0	0	0	0	0	0	0
Larceny/Theft Offenses	38	11	15	2	0	0	30	6	1	1	0	0
Motor Vehicle Theft	14	7	8	3	2	0	7	2	0	0	2	0
Pornography/Obscene Material	1	0	0	0	0	0	0	0	0	0	0	0
Prostitution Offenses	0	0	0	0	0	0	0	0	0	0	0	0
Robbery	0	0	1	1	0	0	0	0	0	0	0	0
Sex Offenses, Forcible	31	9	1	0	0	0	0	0	0	0	0	0
Sex Offenses, Nonforcible	5	2	0	0	0	0	0	0	0	0	0	0
Stolen Property Offenses (Receiving, etc.)	2	0	0	0	0	0	2	0	0	0	0	0
Weapon Law Violations	0	0	1	1	0	0	3	3	0	0	0	0
Total	195	78	58	22	3	1	95	44	9	9	2	0

**GREENUP
COUNTY**

Group A Offenses	Russell		Worthington		Raceland		All other Agencies		-		Total	
By Category	Offenses		Offenses		Offenses		Offenses		Offenses		Offenses	
	Reported	Cleared	Reported	Cleared	Reported	Cleared	Reported	Cleared	Reported	Cleared	Reported	Cleared
Arson	0	0	0	0	0	0	0	0			1	0
Assault Offenses	10	4	0	0	11	5	0	0			72	50
Bribery	0	0	0	0	0	0	0	0			0	0
Burglary/Breaking and Entering	8	0	0	0	4	0	0	0			77	8
Counterfeiting/Forgery	46	0	0	0	0	0	0	0			55	5
Destruction/Damage/Vandalism Of Property	1	1	0	0	2	0	0	0			12	4
Drug/Narcotic Offenses	15	15	2	0	14	14	52	8			132	81
Embezzlement	0	0	0	0	0	0	0	0			0	0
Extortion/Blackmail	0	0	0	0	0	0	0	0			0	0
Fraud Offenses	2	0	0	0	10	0	0	0			25	4
Gambling Offenses	0	0	0	0	0	0	0	0			0	0
Homicide Offenses	0	0	0	0	0	0	0	0			0	0
Kidnapping/Abduction	0	0	0	0	0	0	0	0			1	1
Larceny/Theft Offenses	47	5	1	0	13	7	3	0			148	32
Motor Vehicle Theft	1	0	0	0	1	0	0	0			35	12
Pornography/Obscene Material	0	0	0	0	0	0	0	0			1	0
Prostitution Offenses	0	0	0	0	0	0	0	0			0	0
Robbery	1	0	0	0	0	0	0	0			2	1
Sex Offenses, Forcible	2	1	0	0	0	0	0	0			34	10
Sex Offenses, Nonforcible	0	0	0	0	0	0	0	0			5	2
Stolen Property Offenses (Receiving, etc.)	0	0	0	0	4	4	0	0			8	4
Weapon Law Violations	0	0	0	0	0	0	2	2			6	6
Total	133	26	3	0	59	30	57	10	0	0	614	220

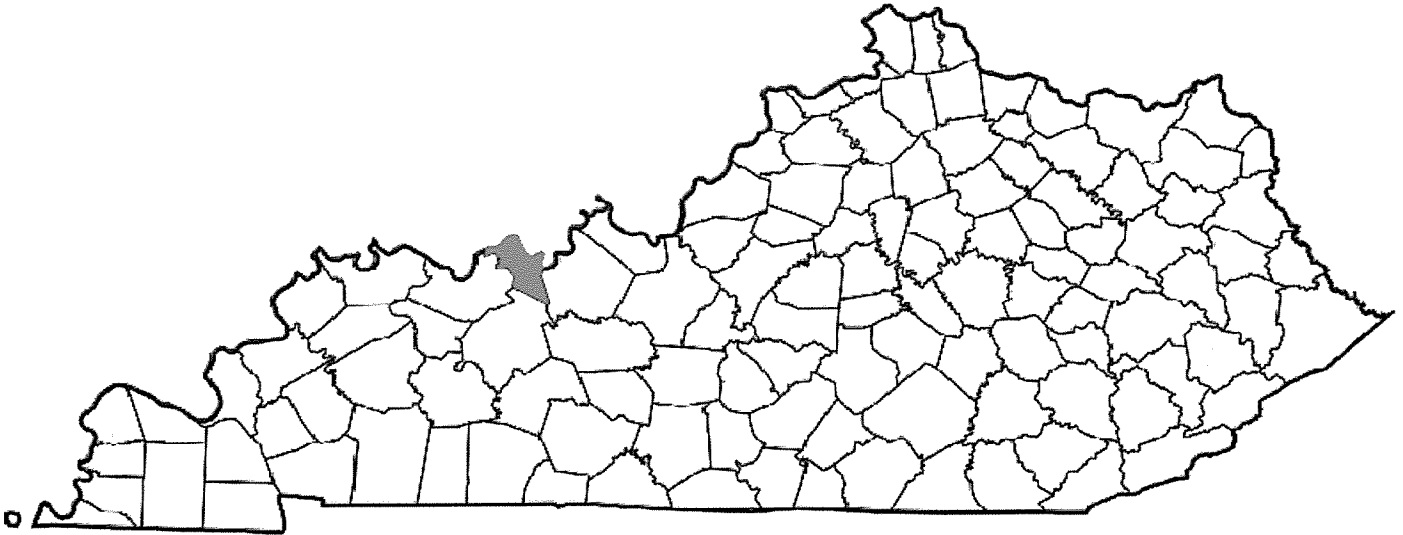
Hancock County

A CRIME IS COMMITTED IN HANCOCK COUNTY
APPROXIMATELY EVERY 2.3 DAYS

FULL TIME SWORN LAW ENFORCEMENT EMPLOYEES

Agency	Male	Female	Total
STATE POLICE	32	0	32
HANCOCK COUNTY SHERIFF'S OFFICE	7	0	7
HAWESVILLE POLICE DEPARTMENT	1	0	1
LEWISPORT POLICE DEPARTMENT	2	0	2

**Kentucky State Police Troopers may be assigned to multiple counties per post.



County Seat: Hawesville
Population: 8,753
Registered Sex Offenders: 24

**HANCOCK
COUNTY**

Group A Offenses	State Police		Sheriff		Hawesville		Lewisport		All Other Agencies		Total	
By Category	Offenses		Offenses		Offenses		Offenses		Offenses		Offenses	
	Reported	Cleared	Reported	Cleared	Reported	Cleared	Reported	Cleared	Reported	Cleared	Reported	Cleared
Arson	0	0	0	0	0	0	0	0	0	0	0	0
Assault Offenses	5	5	0	0	3	3	4	4	0	0	12	12
Bribery	0	0	0	0	0	0	0	0	0	0	0	0
Burglary/Breaking and Entering	2	1	4	0	1	0	0	0	0	0	7	1
Counterfeiting/Forgery	0	0	0	0	2	2	0	0	0	0	2	2
Destruction/Damage/Vandalism Of Property	2	2	2	0	2	2	3	3	0	0	9	7
Drug/Narcotic Offenses	42	41	2	2	1	1	15	15	0	0	60	59
Embezzlement	0	0	0	0	0	0	0	0	0	0	0	0
Extortion/Blackmail	0	0	0	0	0	0	0	0	0	0	0	0
Fraud Offenses	0	0	1	0	0	0	0	0	0	0	1	0
Gambling Offenses	0	0	0	0	0	0	0	0	0	0	0	0
Homicide Offenses	1	1	0	0	0	0	0	0	0	0	1	1
Kidnapping/Abduction	0	0	0	0	0	0	0	0	0	0	0	0
Larceny/Theft Offenses	1	0	4	0	8	7	6	3	0	0	19	10
Motor Vehicle Theft	0	0	3	0	1	0	0	0	0	0	4	0
Pornography/Obscene Material	0	0	0	0	0	0	0	0	0	0	0	0
Prostitution Offenses	0	0	0	0	0	0	0	0	0	0	0	0
Robbery	0	0	0	0	0	0	0	0	0	0	0	0
Sex Offenses, Forcible	13	8	3	0	0	0	17	0	0	0	33	8
Sex Offenses, Nonforcible	3	3	0	0	1	1	1	0	0	0	5	4
Stolen Property Offenses (Receiving, etc.)	1	1	2	2	0	0	0	0	0	0	3	3
Weapon Law Violations	0	0	0	0	1	1	1	1	0	0	2	2
Total	70	62	21	4	20	17	47	26	0	0	158	109

Hardin County

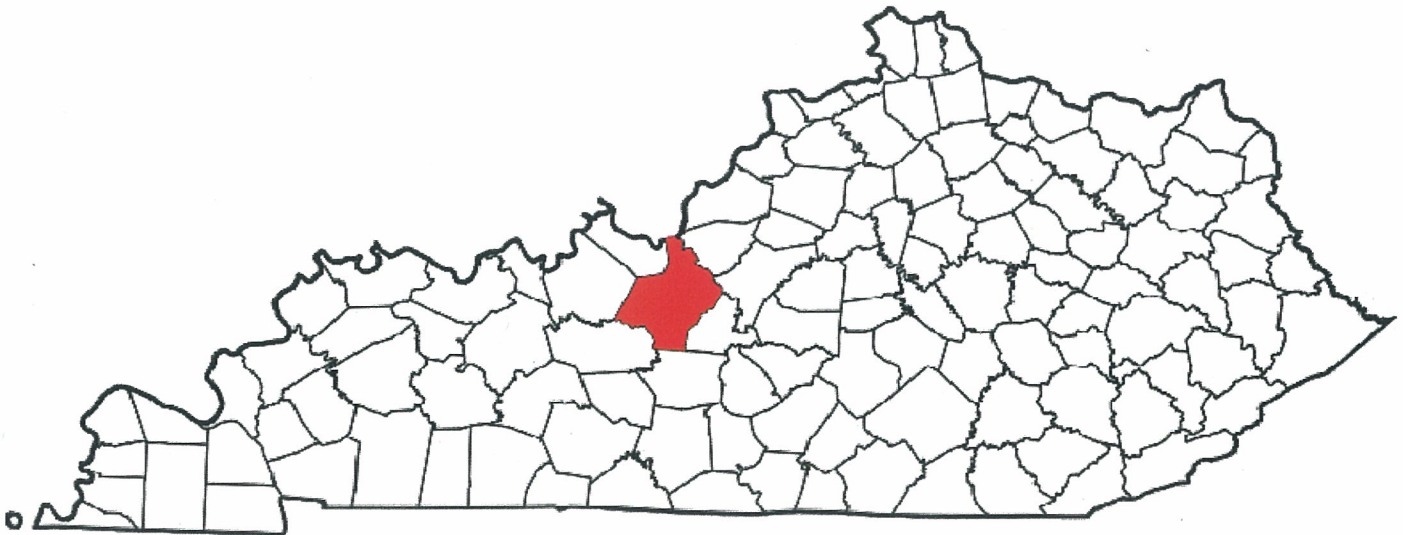
A CRIME IS COMMITTED IN HARDIN COUNTY
APPROXIMATELY EVERY 1 HOUR

FULL TIME SWORN LAW ENFORCEMENT EMPLOYEES

Agency	Male	Female	Total
STATE POLICE	47	0	47
HARDIN COUNTY SHERIFF'S OFFICE	23	4	27
ELIZABETHTOWN POLICE DEPARTMENT	44	4	48
RADCLIFF POLICE DEPARTMENT	35	2	37
VINE GROVE POLICE DEPARTMENT	6	1	7
WEST POINT POLICE DEPARTMENT	4	0	4
GREATER HARDIN COUNTY TASK FORCE	8	2	0

**Kentucky State Police Troopers may be assigned to multiple counties per post.

**Greater Hardin County Narcotics Task Force covers multiple counties



County Seat: Elizabethtown
Population: 108,266
Registered Sex Offenders: 171

HARDIN COUNTY

Group A Offenses	State Police		Sheriff		Elizabethtown		Radcliff		Vine Grove	
By Category	Offenses		Offenses		Offenses		Offenses		Offenses	
	Reported	Cleared	Reported	Cleared	Reported	Cleared	Reported	Cleared	Reported	Cleared
Arson	0	0	2	0	1	0	4	1	0	0
Assault Offenses	159	147	76	67	478	65	342	219	34	30
Bribery	0	0	1	1	0	0	0	0	0	0
Burglary/Breaking and Entering	70	19	29	1	158	2	157	36	22	4
Counterfeiting/Forgery	36	33	1	1	98	22	22	5	2	0
Destruction/Damage/Vandalism Of Property	32	17	42	9	241	1	74	20	17	3
Drug/Narcotic Offenses	159	134	215	202	595	116	236	205	26	18
Embezzlement	0	0	0	0	0	0	0	0	0	0
Extortion/Blackmail	0	0	9	0	0	0	0	0	0	0
Fraud Offenses	40	7	28	0	160	0	78	16	20	1
Gambling Offenses	0	0	0	0	0	0	0	0	0	0
Homicide Offenses	4	4	1	1	0	0	3	1	0	0
Kidnapping/Abduction	2	1	1	1	7	1	6	3	0	0
Larceny/Theft Offenses	104	26	87	4	959	63	463	167	54	12
Motor Vehicle Theft	23	9	9	3	33	2	12	6	8	1
Pornography/Obscene Material	51	49	1	0	7	2	8	1	0	0
Prostitution Offenses	0	0	0	0	2	0	0	0	0	0
Robbery	4	2	1	0	8	0	16	3	0	0
Sex Offenses, Forcible	24	13	6	0	34	0	46	12	9	3
Sex Offenses, Nonforcible	6	4	0	0	5	1	3	0	1	1
Stolen Property Offenses (Receiving, etc.)	20	14	8	1	36	3	21	17	2	2
Weapon Law Violations	20	19	7	7	27	5	18	16	1	1
Total	754	498	524	298	2849	283	1509	728	196	76

HARDIN COUNTY

Group A Offenses	West Point		Greater Hardin TF		All Other Agencies		-		Total	
By Category	Offenses		Offenses		Offenses		Offenses		Offenses	
	Reported	Cleared	Reported	Cleared	Reported	Cleared	Reported	Cleared	Reported	Cleared
Arson	0	0	0	0	0	0			7	1
Assault Offenses	12	11	2	1	0	0			1103	540
Bribery	0	0	0	0	0	0			1	1
Burglary/Breaking and Entering	6	2	1	1	0	0			443	65
Counterfeiting/Forgery	0	0	6	6	0	0			165	67
Destruction/Damage/Vandalism Of Property	3	3	0	0	0	0			409	53
Drug/Narcotic Offenses	43	43	518	161	9	9			1801	888
Embezzlement	0	0	0	0	0	0			0	0
Extortion/Blackmail	0	0	0	0	0	0			9	0
Fraud Offenses	0	0	1	0	0	0			327	24
Gambling Offenses	0	0	0	0	0	0			0	0
Homicide Offenses	0	0	0	0	0	0			8	6
Kidnapping/Abduction	1	1	0	0	0	0			17	7
Larceny/Theft Offenses	18	6	0	0	0	0			1685	278
Motor Vehicle Theft	7	2	0	0	0	0			92	23
Pornography/Obscene Material	0	0	0	0	0	0			67	52
Prostitution Offenses	0	0	0	0	0	0			2	0
Robbery	0	0	0	0	0	0			29	5
Sex Offenses, Forcible	16	16	0	0	0	0			135	44
Sex Offenses, Nonforcible	0	0	0	0	0	0			15	6
Stolen Property Offenses (Receiving, etc.)	1	1	2	2	1	1			91	41
Weapon Law Violations	1	1	7	4	0	0			81	53
Total	108	86	537	175	10	10	0	0	6487	2154

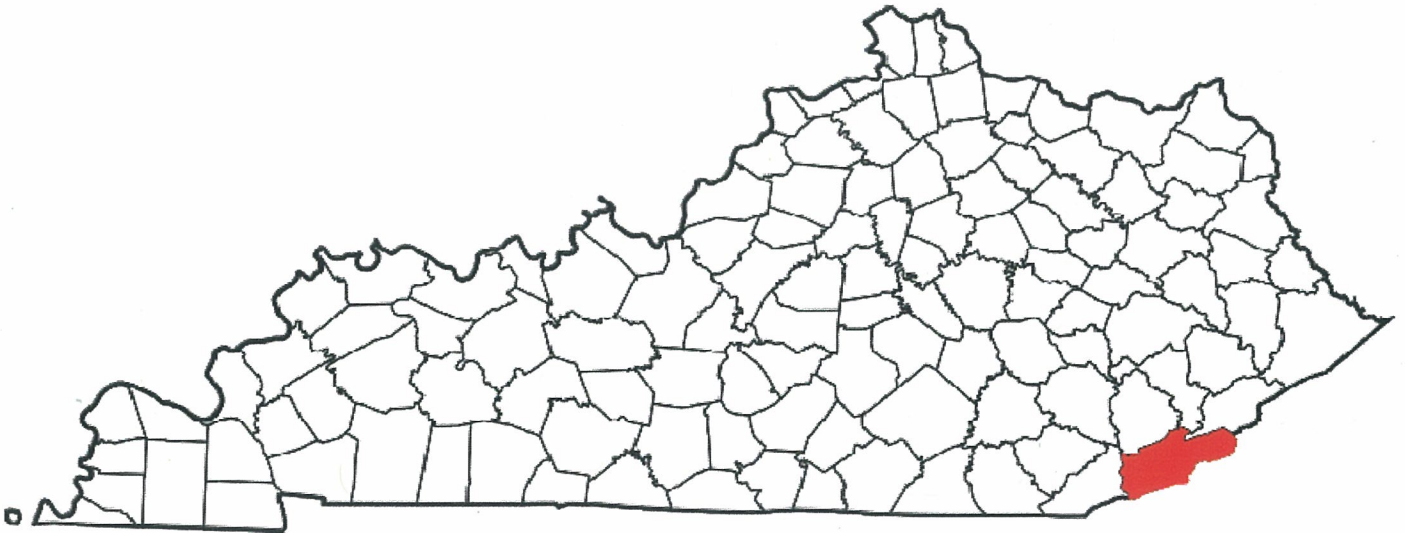
Harlan County

A CRIME IS COMMITTED IN HARLAN COUNTY
APPROXIMATELY EVERY 6 HOURS

FULL TIME SWORN LAW ENFORCEMENT EMPLOYEES

Agency	Male	Female	Total
STATE POLICE	44	1	45
HARLAN COUNTY SHERIFF'S OFFICE	17	4	21
BENHAM POLICE DEPARTMENT	2	0	2
CUMBERLAND POLICE DEPARTMENT	6	0	6
EVARTS POLICE DEPARTMENT	4	0	4
HARLAN POLICE DEPARTMENT	13	0	13
LOYALL POLICE DEPARTMENT	2	0	2

**Kentucky State Police Troopers may be assigned to multiple counties per post.



County Seat: Harlan
Population: 28,163
Registered Sex Offenders: 44

HARLAN COUNTY

Group A Offenses	State Police		Sheriff		Benham		Cumberland		Evarts	
By Category	Offenses		Offenses		Offenses		Offenses		Offenses	
	Reported	Cleared	Reported	Cleared	Reported	Cleared	Reported	Cleared	Reported	Cleared
Arson	4	2	0	0	0	0	0	0	0	0
Assault Offenses	121	88	18	13	0	0	9	4	6	1
Bribery	0	0	0	0	0	0	0	0	0	0
Burglary/Breaking and Entering	90	18	7	1	0	0	4	0	6	0
Counterfeiting/Forgery	20	1	7	0	0	0	0	0	0	0
Destruction/Damage/Vandalism Of Property	33	4	3	1	0	0	1	0	2	0
Drug/Narcotic Offenses	81	60	42	22	0	0	9	0	12	7
Embezzlement	0	0	0	0	0	0	0	0	0	0
Extortion/Blackmail	0	0	0	0	0	0	0	0	0	0
Fraud Offenses	11	1	1	0	0	0	1	0	3	0
Gambling Offenses	0	0	0	0	0	0	0	0	0	0
Homicide Offenses	1	1	0	0	0	0	0	0	0	0
Kidnapping/Abduction	2	2	0	0	0	0	0	0	0	0
Larceny/Theft Offenses	139	20	10	2	1	1	7	3	10	1
Motor Vehicle Theft	11	8	0	0	0	0	3	0	0	0
Pornography/Obscene Material	91	85	1	0	0	0	0	0	0	0
Prostitution Offenses	0	0	0	0	0	0	0	0	0	0
Robbery	4	2	0	0	0	0	0	0	1	0
Sex Offenses, Forcible	38	26	4	4	0	0	0	0	0	0
Sex Offenses, Nonforcible	0	0	2	2	0	0	0	0	0	0
Stolen Property Offenses (Receiving, etc.)	7	5	2	1	0	0	2	0	0	0
Weapon Law Violations	12	11	2	1	0	0	2	0	0	0
Total	665	334	99	47	1	1	38	7	40	9

**HARLAN
COUNTY**

Group A Offenses	Harlan		Loyall		All Other Agencies		-		Total	
By Category	Offenses		Offenses		Offenses		Offenses		Offenses	
	Reported	Cleared	Reported	Cleared	Reported	Cleared	Reported	Cleared	Reported	Cleared
Arson	1	0	0	0	0	0			5	2
Assault Offenses	29	16	1	1	0	0			184	123
Bribery	0	0	0	0	0	0			0	0
Burglary/Breaking and Entering	10	3	1	1	0	0			118	23
Counterfeiting/Forgery	0	0	3	2	0	0			30	3
Destruction/Damage/Vandalism Of Property	12	3	2	2	0	0			53	10
Drug/Narcotic Offenses	82	70	4	4	69	0			299	163
Embezzlement	0	0	0	0	0	0			0	0
Extortion/Blackmail	0	0	0	0	0	0			0	0
Fraud Offenses	3	1	0	0	0	0			19	2
Gambling Offenses	0	0	0	0	0	0			0	0
Homicide Offenses	0	0	0	0	0	0			1	1
Kidnapping/Abduction	0	0	0	0	0	0			2	2
Larceny/Theft Offenses	281	68	9	6	0	0			457	101
Motor Vehicle Theft	1	0	0	0	0	0			15	8
Pornography/Obscene Material	0	0	0	0	0	0			92	85
Prostitution Offenses	0	0	0	0	0	0			0	0
Robbery	2	1	0	0	0	0			7	3
Sex Offenses, Forcible	2	1	0	0	0	0			44	31
Sex Offenses, Nonforcible	0	0	0	0	0	0			2	2
Stolen Property Offenses (Receiving, etc.)	3	3	3	3	0	0			17	12
Weapon Law Violations	3	3	0	0	0	0			19	15
Total	429	169	23	19	69	0	0	0	1364	586

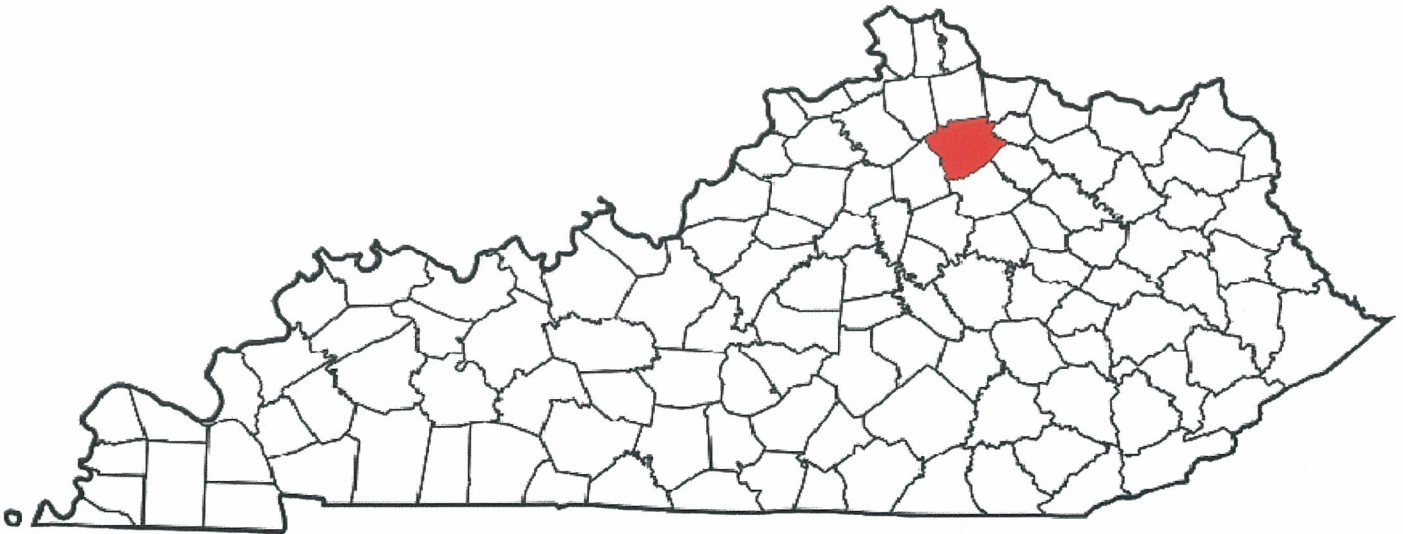
Harrison County

A CRIME IS COMMITTED IN HARRISON COUNTY
APPROXIMATELY EVERY 7 HOURS

FULL TIME SWORN LAW ENFORCEMENT EMPLOYEES

Agency	Male	Female	Total
STATE POLICE	36	0	36
HARRISON COUNTY SHERIFF'S OFFICE	10	0	10
CYNTHIANA POLICE DEPARTMENT	12	0	12

**Kentucky State Police Troopers may be assigned to multiple counties per post.



County Seat: Cynthiana
Population: 18,592
Registered Sex Offenders: 23

HARRISON COUNTY

Group A Offenses	State Police		Sheriff		Cynthiana		All Other Agencies		Total	
By Category	Offenses		Offenses		Offenses		Offenses		Offenses	
	Reported	Cleared	Reported	Cleared	Reported	Cleared	Reported	Cleared	Reported	Cleared
Arson	0	0	1	0	1	0	0	0	2	0
Assault Offenses	6	3	18	4	145	66	0	0	169	73
Bribery	0	0	1	0	1	1	0	0	2	1
Burglary/Breaking and Entering	4	2	77	4	38	5	0	0	119	11
Counterfeiting/Forgery	1	1	27	1	27	5	0	0	55	7
Destruction/Damage/Vandalism Of Property	0	0	21	1	61	11	0	0	82	12
Drug/Narcotic Offenses	68	27	3	3	188	91	0	0	259	121
Embezzlement	0	0	0	0	0	0	0	0	0	0
Extortion/Blackmail	0	0	0	0	0	0	0	0	0	0
Fraud Offenses	0	0	16	2	47	9	0	0	63	11
Gambling Offenses	0	0	0	0	0	0	0	0	0	0
Homicide Offenses	1	1	1	0	1	0	0	0	3	1
Kidnapping/Abduction	0	0	0	0	1	0	0	0	1	0
Larceny/Theft Offenses	1	0	107	8	242	64	0	0	350	72
Motor Vehicle Theft	1	1	8	1	10	2	0	0	19	4
Pornography/Obscene Material	0	0	0	0	57	56	0	0	57	56
Prostitution Offenses	0	0	0	0	0	0	0	0	0	0
Robbery	1	1	1	0	12	4	0	0	14	5
Sex Offenses, Forcible	12	4	0	0	6	1	0	0	18	5
Sex Offenses, Nonforcible	2	2	0	0	0	0	0	0	2	2
Stolen Property Offenses (Receiving, etc.)	0	0	2	0	21	2	0	0	23	2
Weapon Law Violations	1	1	4	1	8	1	0	0	13	3
Total	98	43	287	25	866	318	0	0	1251	386

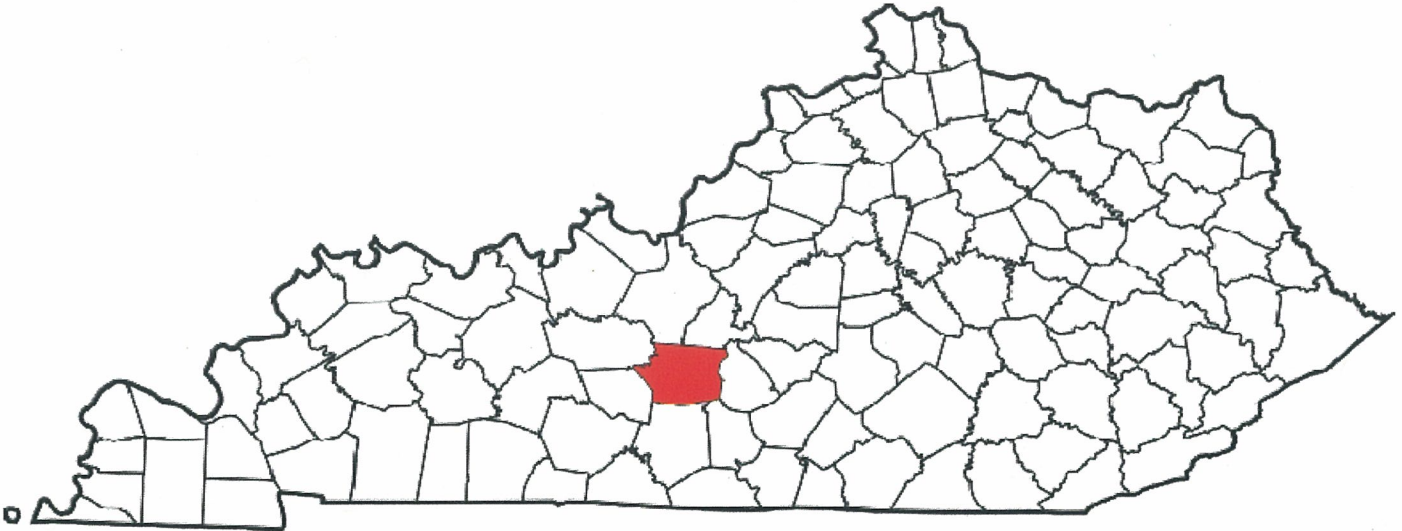
Hart County

A CRIME IS COMMITTED IN HART COUNTY
APPROXIMATELY EVERY 14 HOURS

FULL TIME SWORN LAW ENFORCEMENT EMPLOYEES

Agency	Male	Female	Total
STATE POLICE	41	1	42
HART COUNTY SHERIFF'S OFFICE	8	1	9
HORSE CAVE POLICE DEPARTMENT	7	0	7
MUNFORDVILLE POLICE DEPARTMENT	6	0	6

**Kentucky State Police Troopers may be assigned to multiple counties per post.



County Seat: Munfordsville
Population: 18,597
Registered Sex Offenders: 39

HART COUNTY

Group A Offenses	State Police		Sheriff		Horse Cave		Munfordville		All Other Agencies		Total	
By Category	Offenses		Offenses		Offenses		Offenses		Offenses		Offenses	
	Reported	Cleared	Reported	Cleared	Reported	Cleared	Reported	Cleared	Reported	Cleared	Reported	Cleared
Arson	4	0	0	0	0	0	0	0	0	0	4	0
Assault Offenses	56	54	5	1	0	0	11	5	0	0	72	60
Bribery	0	0	0	0	0	0	0	0	0	0	0	0
Burglary/Breaking and Entering	22	3	7	0	0	0	16	2	0	0	45	5
Counterfeiting/Forgery	10	10	1	0	0	0	21	1	0	0	32	11
Destruction/Damage/Vandalism Of Property	8	4	1	0	0	0	17	0	0	0	26	4
Drug/Narcotic Offenses	73	66	2	2	0	0	12	12	3	0	90	80
Embezzlement	0	0	0	0	0	0	0	0	0	0	0	0
Extortion/Blackmail	0	0	0	0	0	0	0	0	0	0	0	0
Fraud Offenses	119	30	3	0	0	0	11	6	1	0	134	36
Gambling Offenses	0	0	0	0	0	0	0	0	0	0	0	0
Homicide Offenses	0	0	0	0	0	0	0	0	0	0	0	0
Kidnapping/Abduction	1	1	0	0	0	0	0	0	0	0	1	1
Larceny/Theft Offenses	20	10	16	1	0	0	24	3	2	2	62	16
Motor Vehicle Theft	7	5	3	0	0	0	1	0	0	0	11	5
Pornography/Obscene Material	39	1	5	0	0	0	0	0	0	0	44	1
Prostitution Offenses	0	0	0	0	0	0	0	0	0	0	0	0
Robbery	0	0	1	0	0	0	0	0	0	0	1	0
Sex Offenses, Forcible	11	7	49	0	0	0	4	0	0	0	64	7
Sex Offenses, Nonforcible	1	0	0	0	0	0	0	0	0	0	1	0
Stolen Property Offenses (Receiving, etc.)	8	5	9	1	0	0	2	0	0	0	19	6
Weapon Law Violations	3	2	3	3	0	0	0	0	0	0	6	5
Total	382	198	105	8	0	0	119	29	6	2	612	237

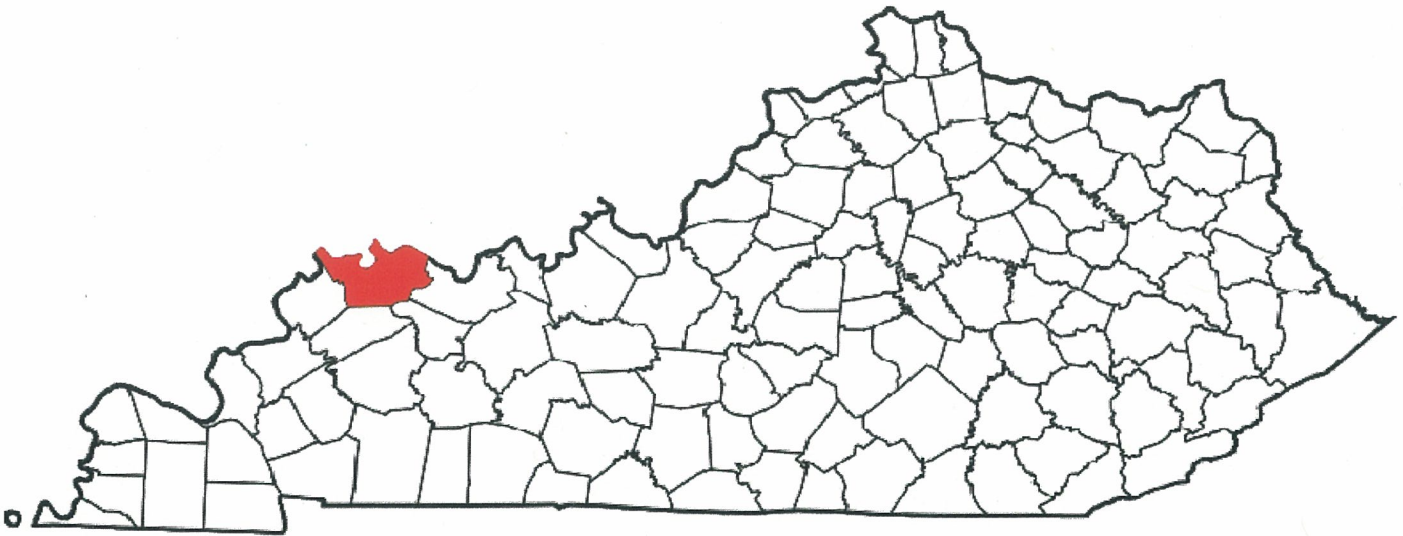
Henderson County

A CRIME IS COMMITTED IN HENDERSON COUNTY
APPROXIMATELY EVERY 2 HOURS

FULL TIME SWORN LAW ENFORCEMENT EMPLOYEES

Agency	Male	Female	Total
STATE POLICE	32	0	32
HENDERSON COUNTY SHERIFF'S OFFICE	20	2	22
HENDERSON POLICE DEPARTMENT	55	6	61

**Kentucky State Police Troopers may be assigned to multiple counties per post.



County Seat: Henderson
Population: 46,467
Registered Sex Offenders: 90

HENDERSON COUNTY

Group A Offenses	State Police		Sheriff		Henderson		All Other Agencies		-		Total	
By Category	Offenses		Offenses		Offenses		Offenses		Offenses		Offenses	
	Reported	Cleared	Reported	Cleared	Reported	Cleared	Reported	Cleared	Reported	Cleared	Reported	Cleared
Arson	0	0	0	0	0	0	0	0			0	0
Assault Offenses	28	27	84	61	665	446	1	1			778	535
Bribery	0	0	0	0	1	1	0	0			1	1
Burglary/Breaking and Entering	20	2	101	39	221	64	0	0			342	105
Counterfeiting/Forgery	1	1	11	10	109	53	0	0			121	64
Destruction/Damage/Vandalism Of Property	11	3	39	10	400	98	3	0			453	111
Drug/Narcotic Offenses	43	33	81	73	448	332	2	1			574	439
Embezzlement	0	0	0	0	0	0	0	0			0	0
Extortion/Blackmail	0	0	0	0	0	0	0	0			0	0
Fraud Offenses	8	2	15	9	78	19	0	0			101	30
Gambling Offenses	0	0	0	0	0	0	0	0			0	0
Homicide Offenses	1	1	0	0	2	2	0	0			3	3
Kidnapping/Abduction	1	1	2	2	8	5	0	0			11	8
Larceny/Theft Offenses	15	2	149	55	865	303	12	0			1041	360
Motor Vehicle Theft	1	1	10	7	61	19	0	0			72	27
Pornography/Obscene Material	1	1	1	1	38	5	2	0			42	7
Prostitution Offenses	0	0	0	0	3	1	0	0			3	1
Robbery	1	1	0	0	12	7	0	0			13	8
Sex Offenses, Forcible	6	5	7	4	38	26	0	0			51	35
Sex Offenses, Nonforcible	1	1	0	0	3	2	0	0			4	3
Stolen Property Offenses (Receiving, etc.)	1	0	9	9	44	19	0	0			54	28
Weapon Law Violations	0	0	6	6	22	18	0	0			28	24
Total	139	81	515	286	3018	1420	20	2	0	0	3692	1789

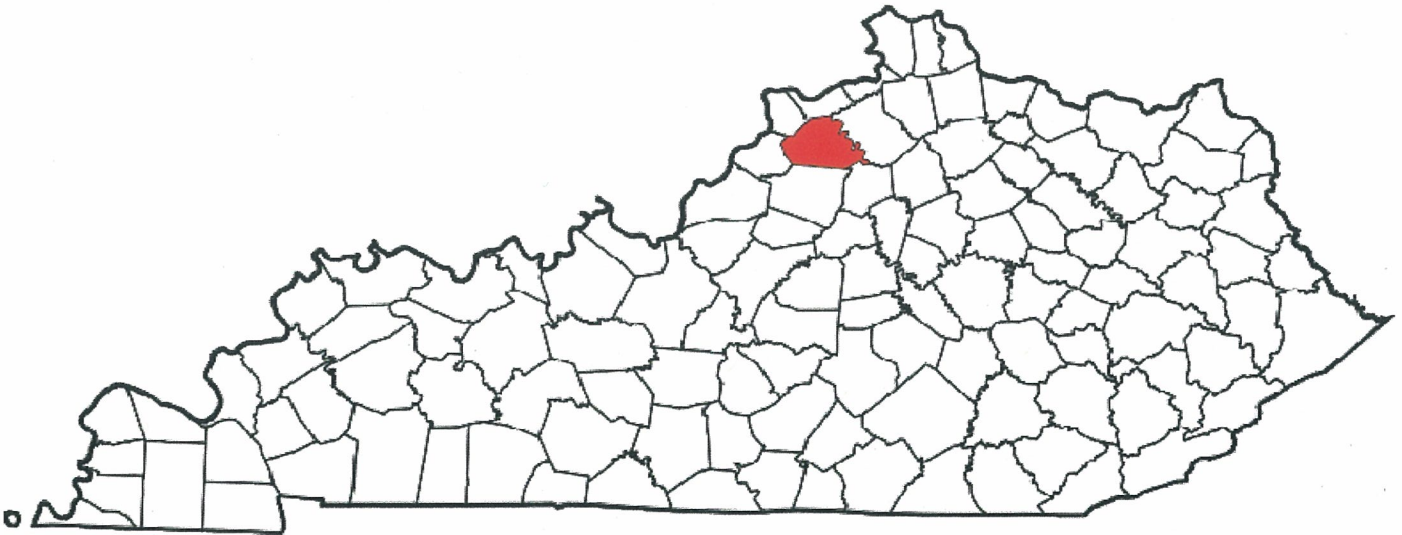
Henry County

A CRIME IS COMMITTED IN HENRY COUNTY
APPROXIMATELY EVERY 19 HOURS

FULL TIME SWORN LAW ENFORCEMENT EMPLOYEES

Agency	Male	Female	Total
STATE POLICE	33	0	33
HENRY COUNTY SHERIFF'S OFFICE	5	0	5
EMINENCE POLICE DEPARTMENT	6	0	6

**Kentucky State Police Troopers may be assigned to multiple counties per post.



County Seat: New Castle
Population: 15,572
Registered Sex Offenders: 38

HENRY COUNTY

Group A Offenses	State Police		Sheriff		Eminence		All Other Agencies		Total	
By Category	Offenses		Offenses		Offenses		Offenses		Offenses	
	Reported	Cleared	Reported	Cleared	Reported	Cleared	Reported	Cleared	Reported	Cleared
Arson	1	0	0	0	0	0	0	0	1	0
Assault Offenses	82	76	1	1	13	4	0	0	96	81
Bribery	0	0	0	0	0	0	0	0	0	0
Burglary/Breaking and Entering	25	7	8	1	9	1	0	0	42	9
Counterfeiting/Forgery	10	1	1	1	1	1	0	0	12	3
Destruction/Damage/Vandalism Of Property	18	10	4	1	9	3	0	0	31	14
Drug/Narcotic Offenses	119	109	11	2	9	6	0	0	139	117
Embezzlement	0	0	0	0	0	0	0	0	0	0
Extortion/Blackmail	0	0	0	0	0	0	0	0	0	0
Fraud Offenses	10	4	0	0	1	0	1	0	12	4
Gambling Offenses	0	0	0	0	0	0	0	0	0	0
Homicide Offenses	0	0	0	0	0	0	0	0	0	0
Kidnapping/Abduction	1	1	0	0	0	0	0	0	1	1
Larceny/Theft Offenses	36	8	3	1	15	3	0	0	54	12
Motor Vehicle Theft	5	2	3	0	1	1	0	0	9	3
Pornography/Obscene Material	2	0	0	0	0	0	0	0	2	0
Prostitution Offenses	0	0	0	0	0	0	0	0	0	0
Robbery	3	2	0	0	0	0	0	0	3	2
Sex Offenses, Forcible	29	22	1	0	2	1	0	0	32	23
Sex Offenses, Nonforcible	4	4	0	0	0	0	0	0	4	4
Stolen Property Offenses (Receiving, etc.)	7	4	1	0	1	1	0	0	9	5
Weapon Law Violations	8	7	0	0	1	1	0	0	9	8
Total	360	257	33	7	62	22	1	0	456	286

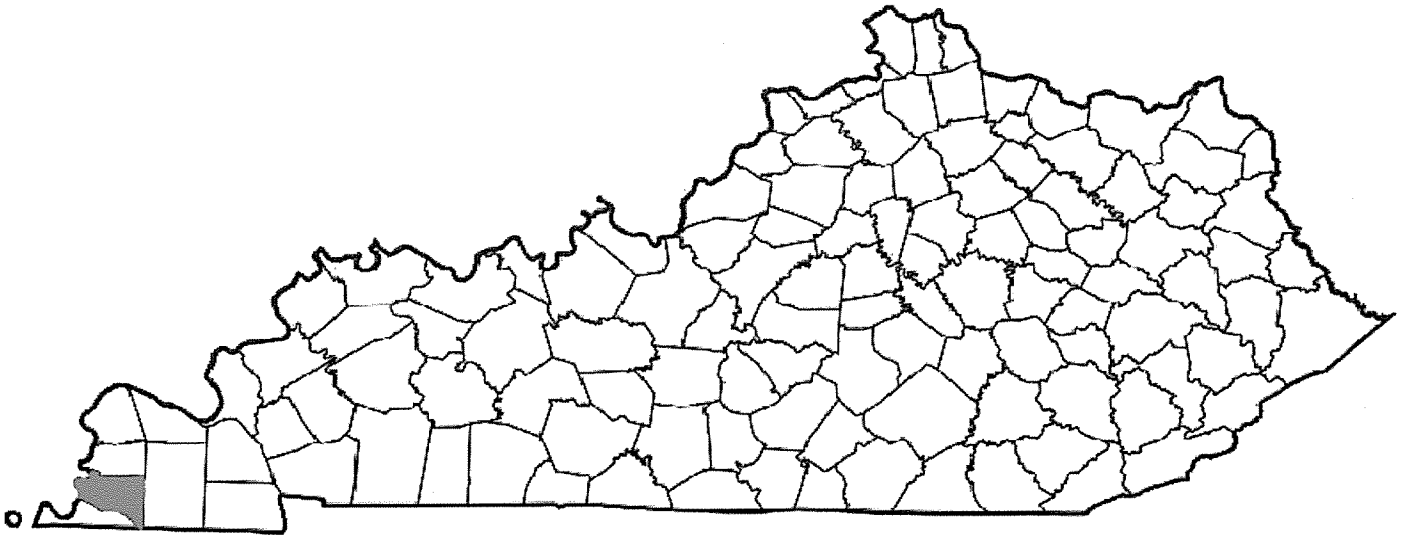
Hickman County

**A CRIME IS COMMITTED IN HICKMAN COUNTY
APPROXIMATELY EVERY 1.8 DAYS**

FULL TIME SWORN LAW ENFORCEMENT EMPLOYEES

Agency	Male	Female	Total
STATE POLICE	38	2	40
HICKMAN COUNTY SHERIFF'S OFFICE	2	1	3
CLINTON POLICE DEPARTMENT	4	0	4

**Kentucky State Police Troopers may be assigned to multiple counties per post.



County Seat: Clinton
Population: 4,734
Registered Sex Offenders: 13

HICKMAN COUNTY

Group A Offenses	State Police		Sheriff		Clinton		All Other Agencies		Total	
By Category	Offenses		Offenses		Offenses		Offenses		Offenses	
	Reported	Cleared	Reported	Cleared	Reported	Cleared	Reported	Cleared	Reported	Cleared
Arson	0	0	0	0	0	0	0	0	0	0
Assault Offenses	7	6	3	1	26	19	0	0	36	26
Bribery	0	0	0	0	0	0	0	0	0	0
Burglary/Breaking and Entering	0	0	12	1	4	4	0	0	16	5
Counterfeiting/Forgery	0	0	0	0	3	3	0	0	3	3
Destruction/Damage/Vandalism Of Property	1	1	4	0	8	4	0	0	13	5
Drug/Narcotic Offenses	18	12	13	13	25	25	0	0	56	50
Embezzlement	0	0	0	0	0	0	0	0	0	0
Extortion/Blackmail	1	0	0	0	0	0	0	0	1	0
Fraud Offenses	0	0	1	0	39	39	0	0	40	39
Gambling Offenses	0	0	0	0	0	0	0	0	0	0
Homicide Offenses	0	0	0	0	0	0	0	0	0	0
Kidnapping/Abduction	0	0	0	0	2	1	0	0	2	1
Larceny/Theft Offenses	1	0	14	1	11	4	0	0	26	5
Motor Vehicle Theft	0	0	1	0	0	0	0	0	1	0
Pornography/Obscene Material	3	3	0	0	0	0	0	0	3	3
Prostitution Offenses	0	0	0	0	0	0	0	0	0	0
Robbery	0	0	0	0	0	0	0	0	0	0
Sex Offenses, Forcible	2	1	0	0	1	1	0	0	3	2
Sex Offenses, Nonforcible	0	0	0	0	1	1	0	0	1	1
Stolen Property Offenses (Receiving, etc.)	0	0	1	1	1	1	0	0	2	2
Weapon Law Violations	0	0	0	0	1	1	0	0	1	1
Total	33	23	49	17	122	103	0	0	204	143

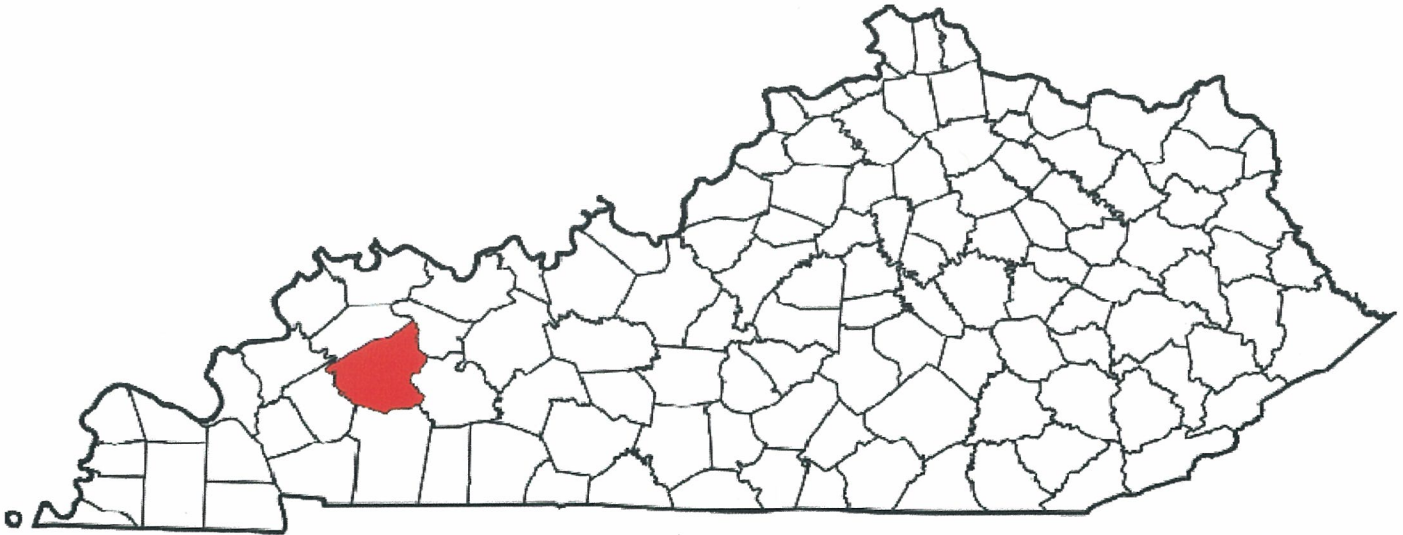
Hopkins County

**A CRIME IS COMMITTED IN HOPKINS COUNTY
APPROXIMATELY EVERY 3 HOURS**

FULL TIME SWORN LAW ENFORCEMENT EMPLOYEES

Agency	Male	Female	Total
STATE POLICE	39	0	39
HOPKINS COUNTY SHERIFF'S OFFICE	18	0	18
DAWSON SPRINGS POLICE DEPARTMENT	4	0	4
MADISONVILLE POLICE DEPARTMENT	42	2	44
MORTON'S GAP POLICE DEPARTMENT	1	0	1
NORTONVILLE POLICE DEPARTMENT	1	0	1

**Kentucky State Police Troopers may be assigned to multiple counties per post.



County Seat: Madisonville
Population: 46,376
Registered Sex Offenders: 107

HOPKINS COUNTY

Group A Offenses	State Police		Sheriff		Dawson Springs		Madisonville		Morton's Gap	
By Category	Offenses		Offenses		Offenses		Offenses		Offenses	
	Reported	Cleared	Reported	Cleared	Reported	Cleared	Reported	Cleared	Reported	Cleared
Arson	3	1	6	2	0	0	2	2	0	0
Assault Offenses	67	64	118	89	39	38	192	166	6	6
Bribery	0	0	0	0	0	0	0	0	0	0
Burglary/Breaking and Entering	34	7	145	15	22	9	84	21	0	0
Counterfeiting/Forgery	3	2	19	13	7	3	24	12	0	0
Destruction/Damage/Vandalism Of Property	18	5	42	10	1	1	65	16	3	1
Drug/Narcotic Offenses	103	84	105	85	31	31	502	439	7	7
Embezzlement	0	0	0	0	0	0	0	0	0	0
Extortion/Blackmail	1	0	0	0	0	0	0	0	0	0
Fraud Offenses	16	1	18	6	73	69	38	15	0	0
Gambling Offenses	0	0	0	0	0	0	0	0	0	0
Homicide Offenses	0	0	3	2	0	0	2	2	0	0
Kidnapping/Abduction	4	4	4	3	1	1	6	4	0	0
Larceny/Theft Offenses	35	9	160	17	22	8	329	204	9	2
Motor Vehicle Theft	7	0	38	6	2	0	24	7	0	0
Pornography/Obscene Material	1	1	23	23	0	0	7	7	0	0
Prostitution Offenses	0	0	0	0	0	0	2	2	0	0
Robbery	0	0	4	1	0	0	2	0	0	0
Sex Offenses, Forcible	14	8	25	16	1	1	13	12	0	0
Sex Offenses, Nonforcible	5	5	3	2	0	0	2	1	0	0
Stolen Property Offenses (Receiving, etc.)	3	3	24	7	0	0	26	20	0	0
Weapon Law Violations	9	9	16	11	25	25	25	23	1	1
Total	323	203	753	308	224	186	1345	953	26	17

HOPKINS COUNTY

Group A Offenses	Nortonville PD		All Other Agencies		-		-		Total	
By Category	Offenses		Offenses		Offenses		Offenses		Offenses	
	Reported	Cleared	Reported	Cleared	Reported	Cleared	Reported	Cleared	Reported	Cleared
Arson	0	0	6	2					17	7
Assault Offenses	0	0	118	89					540	452
Bribery	0	0	0	0					0	0
Burglary/Breaking and Entering	0	0	145	15					430	67
Counterfeiting/Forgery	0	0	19	13					72	43
Destruction/Damage/Vandalism Of Property	0	0	42	10					171	43
Drug/Narcotic Offenses	0	0	105	85					853	731
Embezzlement	0	0	0	0					0	0
Extortion/Blackmail	0	0	0	0					1	0
Fraud Offenses	0	0	18	6					163	97
Gambling Offenses	0	0	0	0					0	0
Homicide Offenses	0	0	3	2					8	6
Kidnapping/Abduction	0	0	4	3					19	15
Larceny/Theft Offenses	0	0	160	17					715	257
Motor Vehicle Theft	0	0	38	6					109	19
Pornography/Obscene Material	0	0	23	23					54	54
Prostitution Offenses	0	0	0	0					2	2
Robbery	0	0	4	1					10	2
Sex Offenses, Forcible	0	0	25	16					78	53
Sex Offenses, Nonforcible	0	0	3	2					13	10
Stolen Property Offenses (Receiving, etc.)	0	0	24	7					77	37
Weapon Law Violations	0	0	16	11					92	80
Total	0	0	753	308	0	0	0	0	3424	1975

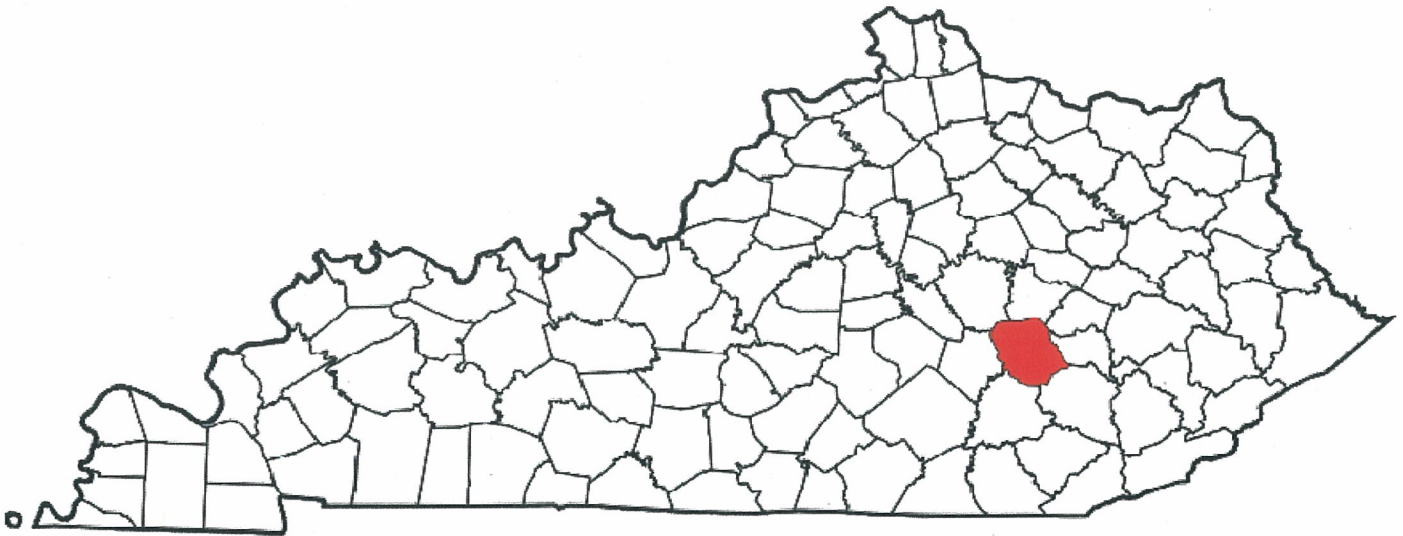
Jackson County

A CRIME IS COMMITTED IN JACKSON COUNTY
APPROXIMATELY EVERY 1.3 DAYS

FULL TIME SWORN LAW ENFORCEMENT EMPLOYEES

Agency	Male	Female	Total
STATE POLICE	43	0	43
JACKSON COUNTY SHERIFF'S OFFICE	3	0	3
MCKEE POLICE DEPARTMENT	3	0	3
JACKSON COUNTY POLICE DEPARTMENT	4	0	4

**Kentucky State Police Troopers may be assigned to multiple counties per post.



County Seat: McKee
Population: 13,289
Registered Sex Offenders: 29

JACKSON COUNTY

Group A Offenses	State Police		Sheriff		McKee		Jackson Co. PD		All Other Agencies		Total	
By Category	Offenses		Offenses		Offenses		Offenses		Offenses		Offenses	
	Reported	Cleared	Reported	Cleared	Reported	Cleared	Reported	Cleared	Reported	Cleared	Reported	Cleared
Arson	5	0	0	0	0	0	0	0	0	0	5	0
Assault Offenses	8	6	0	0	0	0	3	1	0	0	11	7
Bribery	0	0	0	0	0	0	0	0	0	0	0	0
Burglary/Breaking and Entering	10	3	0	0	0	0	32	3	0	0	42	6
Counterfeiting/Forgery	2	1	0	0	0	0	2	0	0	0	4	1
Destruction/Damage/Vandalism Of Property	3	0	0	0	0	0	10	0	0	0	13	0
Drug/Narcotic Offenses	23	15	0	0	0	0	95	16	0	0	118	31
Embezzlement	0	0	0	0	0	0	0	0	0	0	0	0
Extortion/Blackmail	0	0	0	0	0	0	0	0	0	0	0	0
Fraud Offenses	1	1	0	0	0	0	4	0	0	0	5	1
Gambling Offenses	0	0	0	0	0	0	0	0	0	0	0	0
Homicide Offenses	1	0	0	0	0	0	0	0	0	0	1	0
Kidnapping/Abduction	0	0	0	0	0	0	0	0	0	0	0	0
Larceny/Theft Offenses	10	6	0	0	0	0	28	0	0	0	38	6
Motor Vehicle Theft	2	0	0	0	0	0	6	0	0	0	8	0
Pornography/Obscene Material	0	0	0	0	0	0	0	0	0	0	0	0
Prostitution Offenses	0	0	0	0	0	0	0	0	0	0	0	0
Robbery	1	1	0	0	0	0	0	0	0	0	1	1
Sex Offenses, Forcible	14	4	0	0	0	0	2	0	0	0	16	4
Sex Offenses, Nonforcible	1	0	0	0	0	0	0	0	0	0	1	0
Stolen Property Offenses (Receiving, etc.)	3	3	0	0	0	0	5	0	0	0	8	3
Weapon Law Violations	0	0	0	0	0	0	1	1	0	0	1	1
Total	84	40	0	0	0	0	188	21	0	0	272	61

Jefferson County

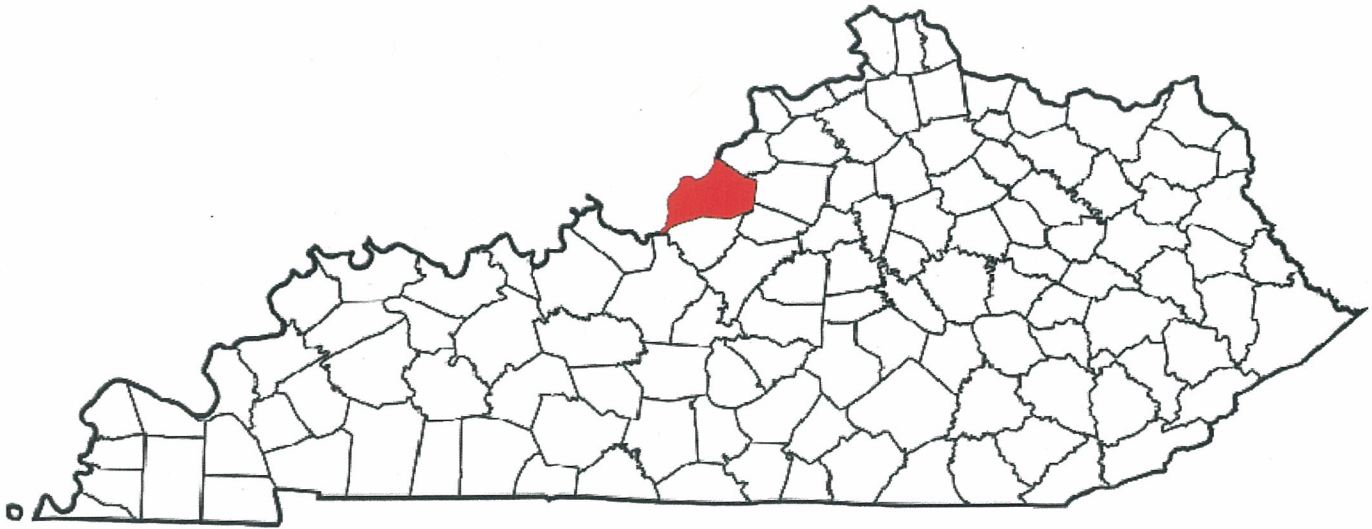
**A CRIME IS COMMITTED IN JEFFERSON COUNTY
APPROXIMATELY EVERY 21 MINUTES**

FULL TIME SWORN LAW ENFORCEMENT EMPLOYEES

Agency	Male	Female	Total
STATE POLICE	47	0	47
JEFFERSON COUNTY SHERIFF'S OFFICE	183	20	203
**LOUISVILLE METRO POLICE DEPARTMENT	1076	176	1252
ST. MATTHEWS POLICE DEPARTMENT	31	1	32
SHIVLEY POLICE DEPARTMENT	26	0	26
ANCHORAGE POLICE DEPARTMENT	9	0	9
FAIRGROUNDS SECURITY POLICE	8	5	13
JEFFERSTOWN POLICE DEPARTMENT	44	6	50
UNIV. OF LOUISVILLE SECUR.	41	4	45
INDIAN HILLS POLICE DEPARTMENT	7	0	7
AUDUBON PARK POLICE DEPARTMENT	3	1	4
LYNNVIEW POLICE DEPARTMENT	3	0	3
HERITAGE CREEK POLICE DEPARTMENT	8	1	9
PROSPECT POLICE DEPARTMENT	5	2	7
JEFFERSON CO. SCHOOL SECUR.	17	2	19
REGIONAL AIRPORT AUTH.	40	1	41
MEADOWVALE POLICE DEPARTMENT	0	1	1
HURSTBOURNE ACRES POLICE DEPT.	5	0	5
STRATHMOOR VILLAGE POLICE DEPT.	5	0	5
NORTHFIELD POLICE DEPARTMENT	5	0	5
GRAYMOOR/DEVONDALE P.D.	1	0	1
WEST BUECHEL	11	1	12

**Kentucky State Police Troopers may be assigned to multiple counties per post.

** LMPD submitted Summary data for a portion of 2014 before moving to NIBRS. Additional data for LMPD can be found in the Summary section.



County Seat: Louisville
Population: 760,026
Registered Sex Offenders: 1246

JEFFERSON COUNTY

Group A Offenses	State Police		Sheriff		Louisville Metro		St. Matthews		Shively		Anchorage	
By Category	Offenses		Offenses		Offenses		Offenses		Offenses		Offenses	
	Reported	Cleared	Reported	Cleared	Reported	Cleared	Reported	Cleared	Reported	Cleared	Reported	Cleared
Arson	0	0	0	0	2	-	2	0	1	0	0	0
Assault Offenses	4	4	0	0	2629	-	130	71	228	50	9	9
Bribery	2	0	0	0	1	-	1	1	0	0	0	0
Burglary/Breaking and Entering	0	0	0	0	3798	-	88	21	154	21	9	0
Counterfeiting/Forgery	12	0	0	0	195	-	46	38	37	2	1	1
Destruction/Damage/Vandalism Of Property	3	1	0	0	1475	-	99	16	213	15	6	1
Drug/Narcotic Offenses	68	29	0	0	2897	-	82	77	137	112	9	9
Embezzlement	0	0	0	0	0	-	0	0	0	0	0	0
Extortion/Blackmail	0	0	0	0	0	-	0	0	0	0	0	0
Fraud Offenses	4	2	0	0	710	-	57	9	94	3	2	0
Gambling Offenses	0	0	0	0	1	-	0	0	0	0	0	0
Homicide Offenses	1	1	0	0	24	-	1	0	1	1	0	0
Kidnapping/Abduction	0	0	0	0	45	-	4	4	2	0	0	0
Larceny/Theft Offenses	8	3	0	0	5341	-	670	193	444	22	26	9
Motor Vehicle Theft	2	0	0	0	595	-	32	5	74	6	3	3
Pornography/Obscene Material	41	40	0	0	2	-	114	114	0	0	0	0
Prostitution Offenses	0	0	0	0	33	-	0	0	2	1	0	0
Robbery	0	0	0	0	599	-	28	18	48	14	0	0
Sex Offenses, Forcible	1	1	0	0	117	-	0	0	17	9	0	0
Sex Offenses, Nonforcible	0	0	0	0	1	-	0	0	1	0	0	0
Stolen Property Offenses (Receiving, etc.)	8	5	0	0	315	-	15	13	30	4	2	1
Weapon Law Violations	1	1	0	0	208	-	5	5	24	20	0	0
Total	155	87	0	0	18988	-	1374	585	1507	280	67	33

**Note: Louisville Metro Police Department reported summary during a portion of the 2014 year. Additional data for this agency can be found in the Summary section of this publication.

**JEFFERSON
COUNTY**

Group A Offenses	Jeffersontown		Univ. of Louisville		Fairground Security		Indian Hills		Audubon Park		Lynnview	
By Category	Offenses		Offenses		Offenses		Offenses		Offenses		Offenses	
	Reported	Cleared	Reported	Cleared	Reported	Cleared	Reported	Cleared	Reported	Cleared	Reported	Cleared
Arson	0	0	0	0	0	0	0	0	0	0	0	0
Assault Offenses	85	52	39	7	0	0	4	3	10	3	0	0
Bribery	0	0	0	0	0	0	0	0	0	0	0	0
Burglary/Breaking and Entering	130	29	36	2	0	0	10	0	15	0	0	0
Counterfeiting/Forgery	25	15	1	0	0	0	0	0	2	0	0	0
Destruction/Damage/Vandalism Of Property	116	29	73	8	0	0	3	0	14	0	0	0
Drug/Narcotic Offenses	27	24	49	44	0	0	1	1	4	4	0	0
Embezzlement	0	0	0	0	0	0	0	0	0	0	0	0
Extortion/Blackmail	0	0	0	0	0	0	0	0	0	0	0	0
Fraud Offenses	41	11	17	5	0	0	5	0	3	2	0	0
Gambling Offenses	0	0	0	0	0	0	0	0	0	0	0	0
Homicide Offenses	0	0	0	0	0	0	0	0	0	0	0	0
Kidnapping/Abduction	1	0	0	0	0	0	0	0	0	0	0	0
Larceny/Theft Offenses	562	105	243	33	0	0	17	2	49	4	0	0
Motor Vehicle Theft	36	14	16	6	0	0	0	0	3	0	0	0
Pornography/Obscene Material	1	0	0	0	0	0	0	0	0	0	0	0
Prostitution Offenses	0	0	0	0	0	0	0	0	0	0	0	0
Robbery	24	19	8	1	0	0	0	0	1	0	0	0
Sex Offenses, Forcible	16	13	0	0	0	0	0	0	0	0	0	0
Sex Offenses, Nonforcible	0	0	0	0	0	0	0	0	0	0	0	0
Stolen Property Offenses (Receiving, etc.)	15	5	6	6	0	0	0	0	1	0	0	0
Weapon Law Violations	5	5	1	1			0	0	0	0	0	0
Total	1084	321	489	113	0	0	40	6	102	13	0	0

JEFFERSON COUNTY

Group A Offenses	Heritage Creek		Prospect		Jefferson Co. School		Regional Airport		Meadowvale PD		Hurstbourne Acres	
By Category	Offenses		Offenses		Offenses		Offenses		Offenses		Offenses	
	Reported	Cleared	Reported	Cleared	Reported	Cleared	Reported	Cleared	Reported	Cleared	Reported	Cleared
Arson	0	0	0	0	0	0	0	0	0	0	0	0
Assault Offenses	0	0	7	2	82	61	1	0	0	0	0	0
Bribery	0	0	0	0	0	0	0	0	0	0	0	0
Burglary/Breaking and Entering	0	0	3	0	50	10	0	0	0	0	1	0
Counterfeiting/Forgery	0	0	2	1	0	0	0	0	0	0	0	0
Destruction/Damage/Vandalism Of Property	0	0	15	2	75	11	2	0	1	0	0	0
Drug/Narcotic Offenses	0	0	6	6	14	9	2	2	0	0	0	0
Embezzlement	0	0	0	0	0	0	0	0	0	0	0	0
Extortion/Blackmail	0	0	0	0	0	0	0	0	0	0	0	0
Fraud Offenses	0	0	8	1	0	0	9	5	0	0	0	0
Gambling Offenses	0	0	0	0	0	0	0	0	0	0	0	0
Homicide Offenses	0	0	0	0	0	0	0	0	0	0	0	0
Kidnapping/Abduction	0	0	0	0	0	0	0	0	0	0	0	0
Larceny/Theft Offenses	1	0	25	4	31	5	12	1	2	0	4	0
Motor Vehicle Theft	0	0	0	0	1	0	8	1	0	0	0	0
Pornography/Obscene Material	0	0	0	0	0	0	0	0	0	0	0	0
Prostitution Offenses	0	0	0	0	0	0	0	0	0	0	0	0
Robbery	0	0	1	1	0	0	0	0	0	0	0	0
Sex Offenses, Forcible	0	0	0	0	2	1	0	0	0	0	1	0
Sex Offenses, Nonforcible	0	0	0	0	0	0	0	0	0	0	0	0
Stolen Property Offenses (Receiving, etc.)	0	0	2	1	2	2	1	1	0	0	0	0
Weapon Law Violations	0	0	0	0	5	4	0	0	0	0	0	0
Total	1	0	69	18	262	103	35	10	3	0	6	0

**JEFFERSON
COUNTY**

Group A Offenses	Strathmoor Village		Northfield PD		Graymoor/Devondale		West Buechel		All Other Agencies		Total	
By Category	Offenses		Offenses		Offenses		Offenses		Offenses		Offenses	
	Reported	Cleared	Reported	Cleared	Reported	Cleared	Reported	Cleared	Reported	Cleared	Reported	Cleared
Arson	0	0	0	0	0	0	0	0	0	0	5	0
Assault Offenses	0	0	1	0	3	2	18	6	1	1	3251	271
Bribery	0	0	0	0	0	0	1	1	0	0	5	2
Burglary/Breaking and Entering	0	0	0	0	12	2	11	1	0	0	4317	86
Counterfeiting/Forgery	0	0	0	0	0	0	4	1	0	0	325	58
Destruction/Damage/Vandalism Of Property	0	0	1	0	1	1	29	4	0	0	2126	88
Drug/Narcotic Offenses	0	0	0	0	2	2	80	80	14	9	3392	408
Embezzlement	0	0	0	0	0	0	0	0	0	0	0	0
Extortion/Blackmail	0	0	0	0	0	0	0	0	0	0	0	0
Fraud Offenses	0	0	4	0	3	0	35	7	5	0	997	45
Gambling Offenses	0	0	0	0	0	0	0	0	0	0	1	0
Homicide Offenses	0	0	0	0	0	0	0	0	0	0	27	2
Kidnapping/Abduction	0	0	0	0	0	0	0	0	0	0	52	4
Larceny/Theft Offenses	1	0	18	0	24	3	392	308	3	3	7873	695
Motor Vehicle Theft	0	0	0	0	2	0	8	2	0	0	780	37
Pornography/Obscene Material	0	0	0	0	0	0	0	0	2	0	160	154
Prostitution Offenses	0	0	0	0	0	0	0	0	0	0	35	1
Robbery	0	0	0	0	0	0	6	4	0	0	715	57
Sex Offenses, Forcible	0	0	0	0	0	0	1	1	1	0	156	25
Sex Offenses, Nonforcible	0	0	0	0	0	0	1	1	0	0	3	1
Stolen Property Offenses (Receiving, etc.)	0	0	0	0	0	0	2	1	2	2	401	41
Weapon Law Violations	0	0	0	0	0	0	1	1	0	0	250	37
Total	1	0	24	0	47	10	589	418	28	15	24871	2012

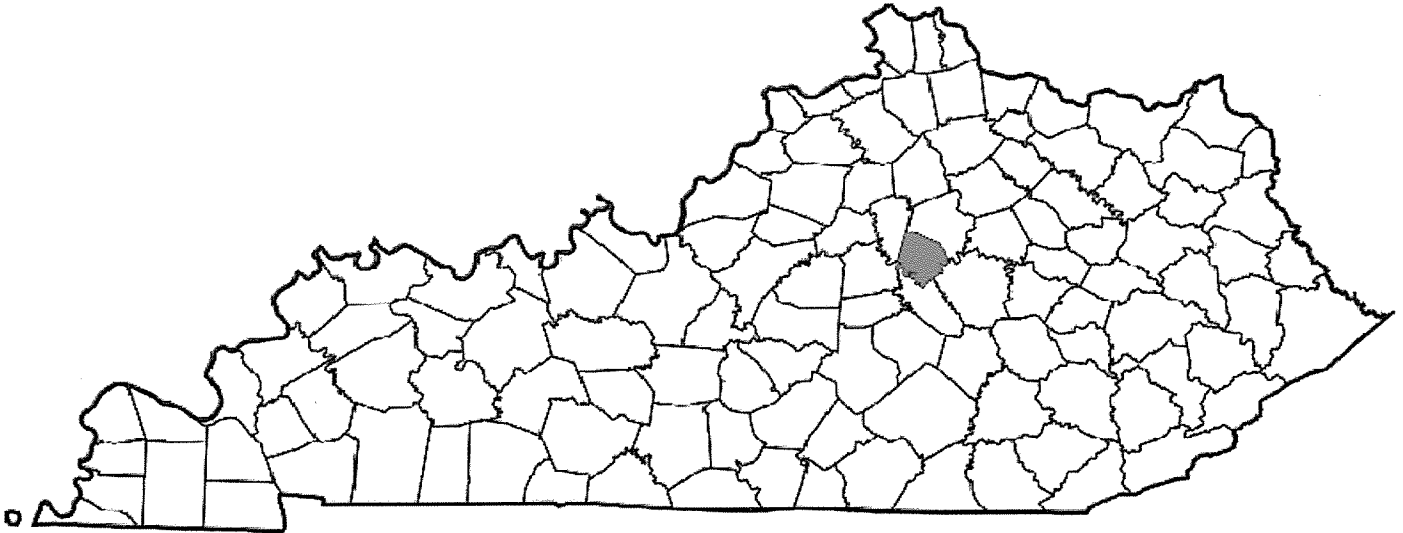
Jessamine County

A CRIME IS COMMITTED IN JESSAMINE COUNTY
APPROXIMATELY EVERY 2 HOURS

FULL TIME SWORN LAW ENFORCEMENT EMPLOYEES

Agency	Male	Female	Total
STATE POLICE	43	0	43
JESSAMINE COUNTY SHERIFF'S OFFICE	24	1	25
NICHOLASVILLE POLICE DEPARTMENT	54	3	57
WILMORE POLICE DEPARTMENT	8	1	9

**Kentucky State Police Troopers may be assigned to multiple counties per post.



County Seat: Nicholasville
Population: 50,815
Registered Sex Offenders: 60

**JESSAMINE
COUNTY**

Group A Offenses	State Police		Sheriff		Nicholasville		Wilmore		All Other Agencies		Total	
By Category	Offenses		Offenses		Offenses		Offenses		Offenses		Offenses	
	Reported	Cleared	Reported	Cleared	Reported	Cleared	Reported	Cleared	Reported	Cleared	Reported	Cleared
Arson	1	0	1	1	3	1	0	0	0	0	5	2
Assault Offenses	2	2	62	39	268	106	9	6	0	0	341	153
Bribery	0	0	1	1	0	0	0	0	0	0	1	1
Burglary/Breaking and Entering	0	0	118	9	212	9	13	0	0	0	343	18
Counterfeiting/Forgery	0	0	3	0	51	0	2	1	0	0	56	1
Destruction/Damage/Vandalism Of Property	0	0	30	3	183	6	20	2	0	0	233	11
Drug/Narcotic Offenses	40	17	35	24	512	180	21	19	0	0	608	240
Embezzlement	0	0	0	0	0	0	0	0	0	0	0	0
Extortion/Blackmail	0	0	0	0	0	0	0	0	0	0	0	0
Fraud Offenses	0	0	16	1	124	8	20	0	2	0	162	9
Gambling Offenses	0	0	0	0	0	0	0	0	0	0	0	0
Homicide Offenses	1	1	0	0	0	0	0	0	0	0	1	1
Kidnapping/Abduction	0	0	1	1	8	0	1	1	0	0	10	2
Larceny/Theft Offenses	0	0	143	23	907	140	63	7	0	0	1113	170
Motor Vehicle Theft	0	0	11	3	42	0	2	1	0	0	55	4
Pornography/Obscene Material	42	41	0	0	4	1	0	0	0	0	46	42
Prostitution Offenses	0	0	0	0	0	0	0	0	0	0	0	0
Robbery	0	0	3	0	29	5	0	0	0	0	32	5
Sex Offenses, Forcible	4	2	4	0	33	1	4	0	0	0	45	3
Sex Offenses, Nonforcible	0	0	0	0	2	0	0	0	0	0	2	0
Stolen Property Offenses (Receiving, etc.)	2	1	30	22	74	9	1	0	0	0	107	32
Weapon Law Violations	2	2	2	2	15	12	1	1	0	0	20	17
Total	94	66	460	129	2467	478	157	38	2	0	3180	711

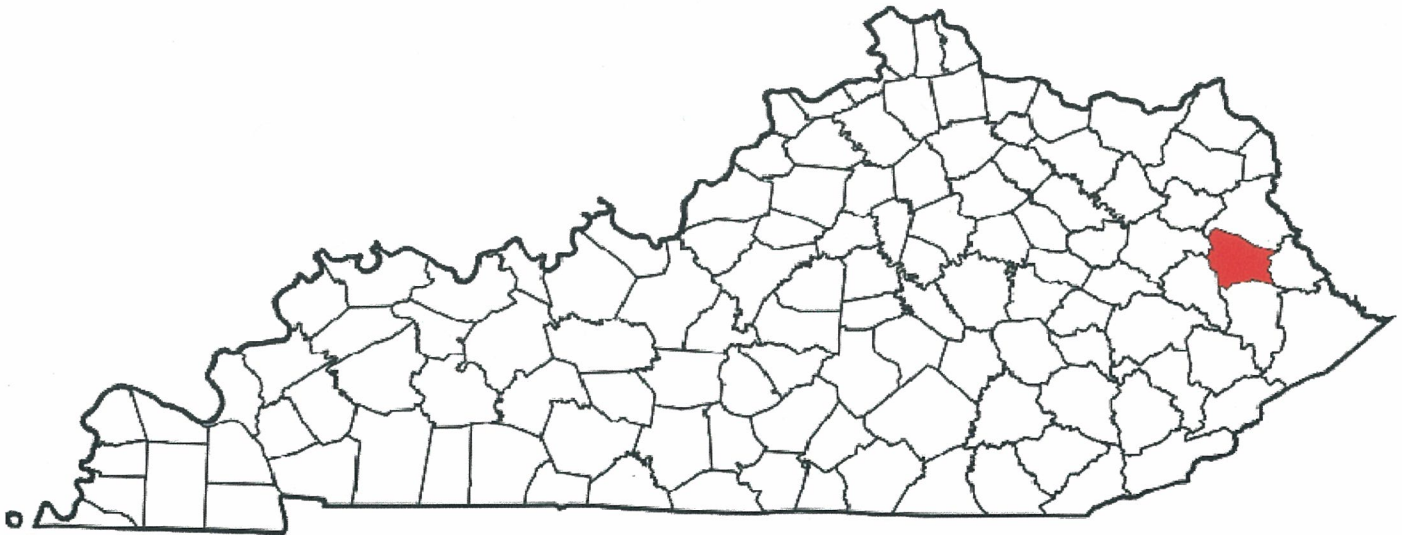
Johnson County

A CRIME IS COMMITTED IN JOHNSON COUNTY
APPROXIMATELY EVERY 16 HOURS

FULL TIME SWORN LAW ENFORCEMENT EMPLOYEES

Agency	Male	Female	Total
STATE POLICE	56	1	57
JOHNSON COUNTY SHERIFF'S OFFICE	8	0	8
PAINTSVILLE POLICE DEPARTMENT	10	0	10

**Kentucky State Police Troopers may be assigned to multiple counties per post.



County Seat: Paintsville
Population: 23,262
Registered Sex Offenders: 26

**JOHNSON
COUNTY**

Group A Offenses	State Police		Sheriff		Paintsville		All Other Agencies		Total	
By Category	Offenses		Offenses		Offenses		Offenses		Offenses	
	Reported	Cleared	Reported	Cleared	Reported	Cleared	Reported	Cleared	Reported	Cleared
Arson	1	1	0	0	0	0	0	0	1	1
Assault Offenses	20	16	42	16	13	10	0	0	75	42
Bribery	0	0	0	0	0	0	0	0	0	0
Burglary/Breaking and Entering	15	8	20	2	8	1	0	0	43	11
Counterfeiting/Forgery	0	0	1	1	1	0	0	0	2	1
Destruction/Damage/Vandalism Of Property	1	1	7	1	4	1	0	0	12	3
Drug/Narcotic Offenses	63	16	103	22	32	20	19	0	217	58
Embezzlement	0	0	0	0	0	0	0	0	0	0
Extortion/Blackmail	0	0	0	0	0	0	0	0	0	0
Fraud Offenses	4	1	5	0	1	0	0	0	10	1
Gambling Offenses	0	0	0	0	0	0	0	0	0	0
Homicide Offenses	0	0	1	0	0	0	0	0	1	0
Kidnapping/Abduction	0	0	0	0	0	0	0	0	0	0
Larceny/Theft Offenses	9	2	40	0	70	16	0	0	119	18
Motor Vehicle Theft	2	0	8	1	3	0	0	0	13	1
Pornography/Obscene Material	2	1	2	0	0	0	0	0	4	1
Prostitution Offenses	0	0	0	0	0	0	0	0	0	0
Robbery	1	0	0	0	2	1	0	0	3	1
Sex Offenses, Forcible	15	8	2	1	0	0	0	0	17	9
Sex Offenses, Nonforcible	3	2	0	0	0	0	0	0	3	2
Stolen Property Offenses (Receiving, etc.)	1	1	2	1	1	0	0	0	4	2
Weapon Law Violations	1	1	3	2	0	0	0	0	4	3
Total	138	58	236	47	135	49	19	0	528	154

Kenton County

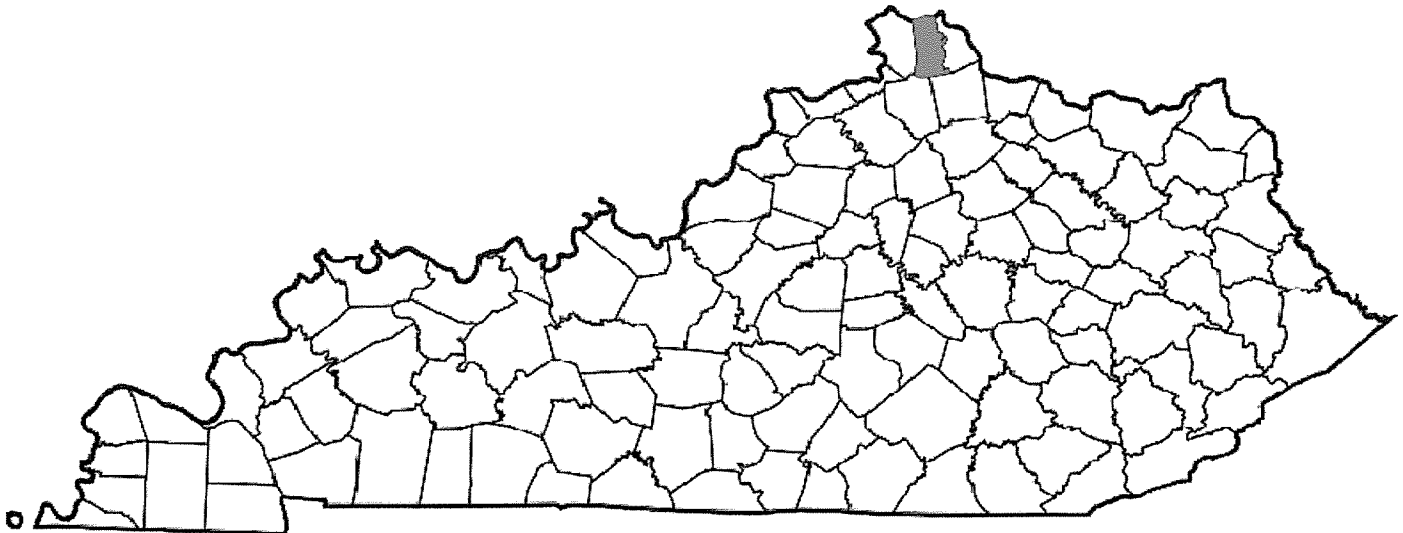
**A CRIME IS COMMITTED IN KENTON COUNTY
APPROXIMATELY EVERY 50 MINUTES**

FULL TIME SWORN LAW ENFORCEMENT EMPLOYEES

Agency	Male	Female	Total
STATE POLICE	36	0	36
KENTON COUNTY SHERIFF'S OFFICE	21	2	23
COVINGTON POLICE DEPARTMENT	100	7	107
ELSMERE POLICE DEPARTMENT	12	2	14
ERLANGER POLICE DEPARTMENT	37	4	41
FORT WRIGHT POLICE DEPARTMENT	12	0	12
KENTON CO. POLICE DEPARTMENT	31	0	31
PARK HILLS POLICE DEPARTMENT	6	1	7
LUDLOW POLICE DEPARTMENT	10	0	10
LAKESIDE PARK POLICE DEPARTMENT	9	2	11
TAYLOR MILL POLICE DEPARTMENT	9	2	11
VILLA HILLS POLICE DEPARTMENT	6	0	6
FORT MITCHELL POLICE DEPARTMENT	12	1	13
EDGEWOOD POLICE DEPARTMENT	12	1	13
INDEPENDENCE POLICE DEPARTMENT	31	1	32
NORTHERN KY TASK FORCE	2	0	2

**Kentucky State Police Troopers may be assigned to multiple counties per post.

**Northern KY Drug Strike Force covers multiple counties



County Seat: Independence
 Population: 163,929
 Registered Sex Offenders: 185

**KENTON
COUNTY**

Group A Offenses	State Police		Sheriff		Covington		Elsmere		Erlanger		Fort Wright	
By Category	Offenses		Offenses		Offenses		Offenses		Offenses		Offenses	
	Reported	Cleared	Reported	Cleared	Reported	Cleared	Reported	Cleared	Reported	Cleared	Reported	Cleared
Arson	0	0	0	0	10	1	0	0	0	0	0	0
Assault Offenses	2	2	52	17	797	218	97	32	108	46	24	13
Bribery	0	0	1	0	5	2	0	0	0	0	0	0
Burglary/Breaking and Entering	0	0	1	1	437	26	44	5	81	16	32	9
Counterfeiting/Forgery	0	0	0	0	85	6	23	4	28	7	16	9
Destruction/Damage/Vandalism Of Property	1	0	7	1	553	25	61	9	95	8	19	1
Drug/Narcotic Offenses	22	11	22	13	1324	1040	60	54	212	198	56	56
Embezzlement	0	0	0	0	0	0	0	0	0	0	0	0
Extortion/Blackmail	0	0	0	0	1	0	0	0	0	0	0	0
Fraud Offenses	0	0	1	0	224	36	28	1	52	6	57	8
Gambling Offenses	0	0	0	0	0	0	0	0	1	0	0	0
Homicide Offenses	0	0	0	0	2	2	1	0	1	1	1	0
Kidnapping/Abduction	0	0	0	0	12	4	0	0	4	1	3	3
Larceny/Theft Offenses	0	0	13	5	1244	125	149	18	459	137	177	86
Motor Vehicle Theft	0	0	0	0	118	2	16	1	40	6	4	1
Pornography/Obscene Material	2	1	0	0	7	4	0	0	1	0	2	0
Prostitution Offenses	0	0	0	0	42	39	0	0	0	0	0	0
Robbery	0	0	4	1	100	13	8	4	9	1	2	1
Sex Offenses, Forcible	2	1	0	0	80	40	17	7	15	7	2	1
Sex Offenses, Nonforcible	1	0	0	0	9	3	1	1	1	1	0	0
Stolen Property Offenses (Receiving, etc.)	0	0	4	2	113	51	3	2	16	8	6	4
Weapon Law Violations	0	0	8	6	49	42	5	2	4	2	1	1
Total	30	15	113	46	5212	1679	513	140	1127	445	402	193

KENTON COUNTY

Group A Offenses	Kenton Co. PD		Park Hills		Ludlow		Lakeside Park		Taylor Mill		Villa Hills	
By Category	Offenses		Offenses		Offenses		Offenses		Offenses		Offenses	
	Reported	Cleared	Reported	Cleared	Reported	Cleared	Reported	Cleared	Reported	Cleared	Reported	Cleared
Arson	1	0	0	0	0	0	0	0	1	1	0	0
Assault Offenses	65	35	12	0	74	16	6	5	60	44	4	1
Bribery	0	0	0	0	0	0	0	0	0	0	0	0
Burglary/Breaking and Entering	63	7	14	2	46	4	19	2	7	1	18	3
Counterfeiting/Forgery	9	6	0	0	4	2	7	2	5	0	0	0
Destruction/Damage/Vandalism Of Property	29	3	18	0	46	3	20	3	27	10	14	0
Drug/Narcotic Offenses	106	101	8	2	75	64	51	51	84	82	6	4
Embezzlement	0	0	0	0	0	0	0	0	0	0	0	0
Extortion/Blackmail	0	0	0	0	0	0	0	0	0	0	0	0
Fraud Offenses	25	9	4	0	8	1	17	6	15	1	3	0
Gambling Offenses	0	0	0	0	0	0	0	0	0	0	0	0
Homicide Offenses	1	1	0	0	1	0	0	0	0	0	0	0
Kidnapping/Abduction	0	0	0	0	2	1	1	0	3	3	0	0
Larceny/Theft Offenses	107	40	52	0	94	24	101	32	57	5	45	3
Motor Vehicle Theft	9	4	5	1	10	3	2	2	3	0	1	1
Pornography/Obscene Material	2	1	0	0	0	0	0	0	0	0	0	0
Prostitution Offenses	0	0	0	0	0	0	0	0	0	0	0	0
Robbery	1	1	0	0	4	1	1	0	2	0	0	0
Sex Offenses, Forcible	16	6	1	0	14	1	0	0	2	0	2	0
Sex Offenses, Nonforcible	3	3	0	0	0	0	0	0	0	0	0	0
Stolen Property Offenses (Receiving, etc.)	33	25	1	0	3	2	2	2	4	3	0	0
Weapon Law Violations	12	12	0	0	2	2	0	0	1	1	0	0
Total	482	254	115	5	383	124	227	105	271	151	93	12

**KENTON
COUNTY**

Group A Offenses	Fort Mitchell		Edgewood		Independence		Northern KY TF		All Other Agencies		Total	
By Category	Offenses		Offenses		Offenses		Offenses		Offenses		Offenses	
	Reported	Cleared	Reported	Cleared	Reported	Cleared	Reported	Cleared	Reported	Cleared	Reported	Cleared
Arson	0	0	0	0	5	5	0	0	0	0	17	7
Assault Offenses	19	10	67	40	111	47	1	1	0	0	1499	527
Bribery	0	0	0	0	0	0	1	1	0	0	7	3
Burglary/Breaking and Entering	19	5	15	6	47	6	0	0	0	0	843	93
Counterfeiting/Forgery	11	1	12	3	4	0	0	0	1	1	205	41
Destruction/Damage/Vandalism Of Property	28	4	29	3	51	7	0	0	0	0	998	77
Drug/Narcotic Offenses	95	93	58	47	119	102	123	68	12	10	2433	1996
Embezzlement	0	0	0	0	0	0	0	0	0	0	0	0
Extortion/Blackmail	1	0	0	0	0	0	0	0	0	0	2	0
Fraud Offenses	14	1	15	4	33	2	1	1	0	0	497	76
Gambling Offenses	0	0	0	0	0	0	0	0	0	0	1	0
Homicide Offenses	0	0	0	0	2	2	0	0	0	0	9	6
Kidnapping/Abduction	0	0	0	0	1	0	0	0	0	0	26	12
Larceny/Theft Offenses	112	38	178	51	180	42	1	1	0	0	2969	607
Motor Vehicle Theft	5	1	6	4	8	0	0	0	0	0	227	26
Pornography/Obscene Material	0	0	1	1	6	6	0	0	8	6	29	19
Prostitution Offenses	0	0	0	0	0	0	0	0	0	0	42	39
Robbery	4	3	1	1	3	0	0	0	0	0	139	26
Sex Offenses, Forcible	1	1	4	4	35	23	0	0	1	1	192	92
Sex Offenses, Nonforcible	0	0	1	1	2	0	0	0	0	0	18	9
Stolen Property Offenses (Receiving, etc.)	1	0	5	4	2	1	0	0	2	0	195	104
Weapon Law Violations	3	3	3	2	5	2	2	2	0	0	95	77
Total	313	160	395	171	614	245	129	74	24	18	10443	3837

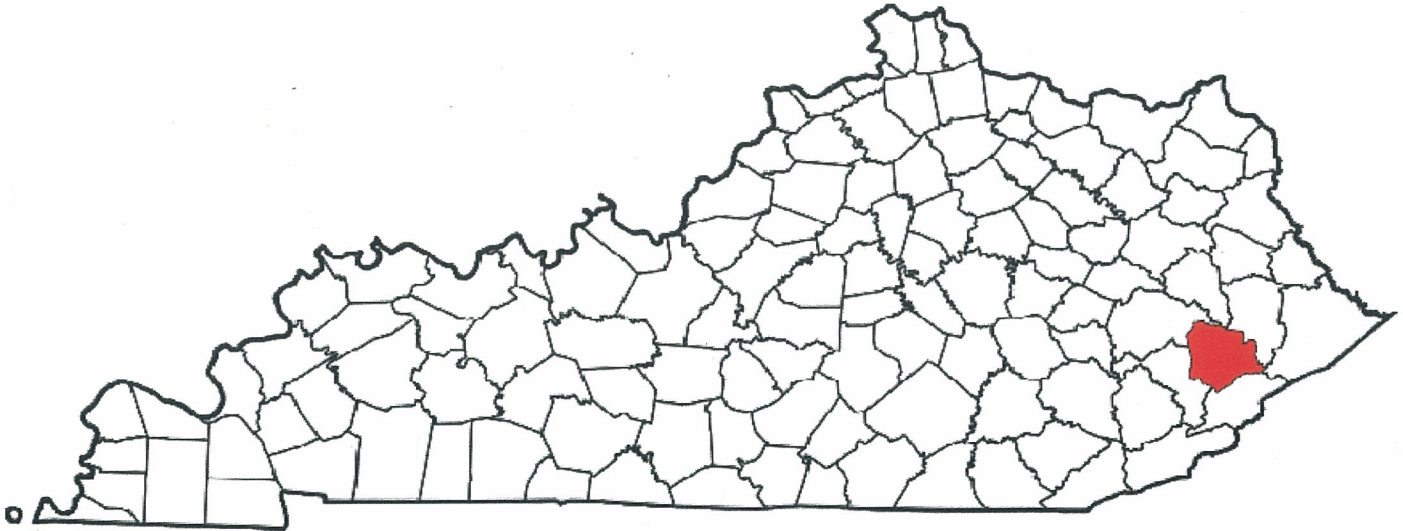
Knott County

A CRIME IS COMMITTED IN KNOTT COUNTY
APPROXIMATELY EVERY 1.3 DAYS

FULL TIME SWORN LAW ENFORCEMENT EMPLOYEES

Agency	Male	Female	Total
STATE POLICE	47	1	48
KNOTT COUNTY SHERIFF'S OFFICE	6	0	6

**Kentucky State Police Troopers may be assigned to multiple counties per post.



County Seat: Hindman
Population: 15,892
Registered Sex Offenders: 23

KNOTT COUNTY

Group A Offenses	State Police		Sheriff		All Other Agencies		-		Total	
By Category	Offenses		Offenses		Offenses		Offenses		Offenses	
	Reported	Cleared	Reported	Cleared	Reported	Cleared	Reported	Cleared	Reported	Cleared
Arson	4	0	0	0	0	0			4	0
Assault Offenses	33	25	9	7	0	0			42	32
Bribery	0	0	0	0	0	0			0	0
Burglary/Breaking and Entering	38	5	4	0	0	0			42	5
Counterfeiting/Forgery	0	0	0	0	0	0			0	0
Destruction/Damage/Vandalism Of Property	9	2	0	0	0	0			9	2
Drug/Narcotic Offenses	72	40	33	2	0	0			105	42
Embezzlement	0	0	0	0	0	0			0	0
Extortion/Blackmail	0	0	0	0	0	0			0	0
Fraud Offenses	4	3	0	0	0	0			4	3
Gambling Offenses	0	0	0	0	0	0			0	0
Homicide Offenses	1	1	0	0	0	0			1	1
Kidnapping/Abduction	0	0	0	0	0	0			0	0
Larceny/Theft Offenses	18	7	16	0	0	0			34	7
Motor Vehicle Theft	6	0	4	0	0	0			10	0
Pornography/Obscene Material	1	0	0	0	0	0			1	0
Prostitution Offenses	0	0	0	0	0	0			0	0
Robbery	5	2	0	0	0	0			5	2
Sex Offenses, Forcible	7	4	0	0	0	0			7	4
Sex Offenses, Nonforcible	1	0	0	0	0	0			1	0
Stolen Property Offenses (Receiving, etc.)	1	0	1	0	0	0			2	0
Weapon Law Violations	5	2	0	0	0	0			5	2
Total	205	91	67	9	0	0	0	0	272	100

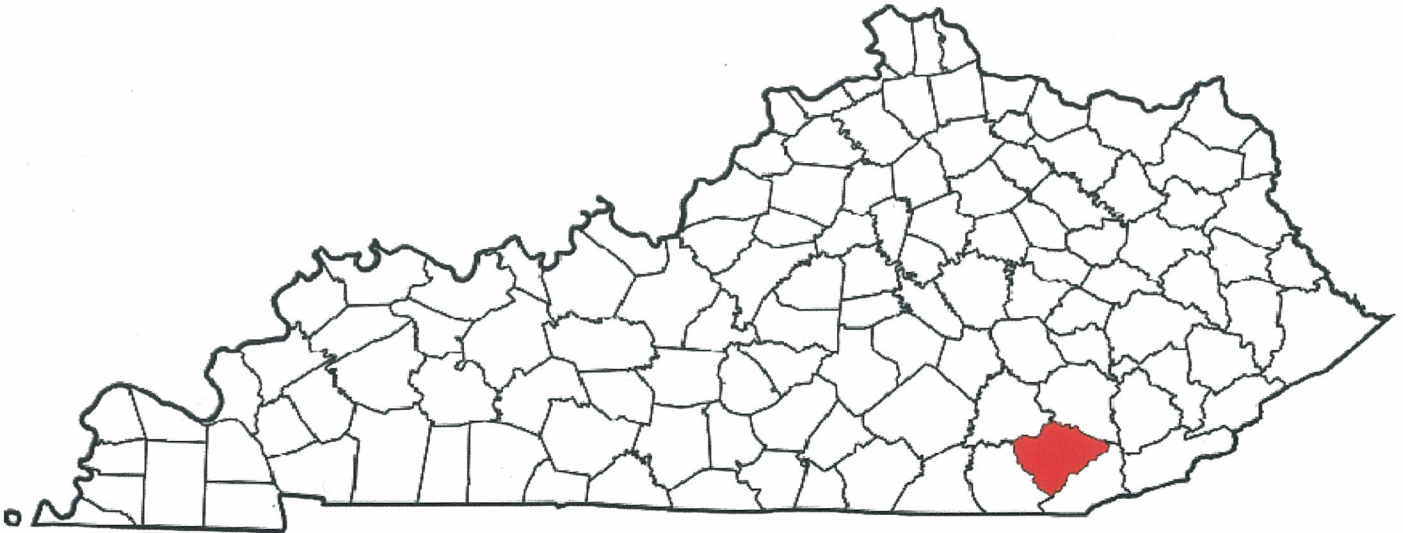
Knox County

A CRIME IS COMMITTED IN KNOX COUNTY
APPROXIMATELY EVERY 8 HOURS

FULL TIME SWORN LAW ENFORCEMENT EMPLOYEES

Agency	Male	Female	Total
STATE POLICE	44	1	45
KNOX COUNTY SHERIFF'S OFFICE	9	0	9
BARBOURVILLE POLICE DEPARTMENT	12	0	12

**Kentucky State Police Troopers may be assigned to multiple counties per post.



County Seat: Barbourville
Population: 31,798
Registered Sex Offenders: 53

**KNOX
COUNTY**

Group A Offenses	State Police		Sheriff		Barbourville		All Other Agencies		Total	
By Category	Offenses		Offenses		Offenses		Offenses		Offenses	
	Reported	Cleared	Reported	Cleared	Reported	Cleared	Reported	Cleared	Reported	Cleared
Arson	3	1	0	0	4	3	1	0	8	4
Assault Offenses	137	108	18	18	2	2	7	2	164	130
Bribery	0	0	0	0	0	0	0	0	0	0
Burglary/Breaking and Entering	36	5	36	3	13	6	4	1	89	15
Counterfeiting/Forgery	2	2	2	0	4	3	5	0	13	5
Destruction/Damage/Vandalism Of Property	19	7	37	9	5	2	10	2	71	20
Drug/Narcotic Offenses	146	78	22	18	17	17	102	86	287	199
Embezzlement	0	0	0	0	0	0	0	0	0	0
Extortion/Blackmail	0	0	0	0	0	0	0	0	0	0
Fraud Offenses	8	3	20	3	0	0	29	27	57	33
Gambling Offenses	0	0	0	0	0	0	0	0	0	0
Homicide Offenses	2	1	0	0	0	0	0	0	2	1
Kidnapping/Abduction	4	4	0	0	0	0	0	0	4	4
Larceny/Theft Offenses	85	28	36	6	13	1	43	15	177	50
Motor Vehicle Theft	9	2	20	4	3	0	2	0	34	6
Pornography/Obscene Material	3	1	0	0	0	0	2	0	5	1
Prostitution Offenses	0	0	0	0	0	0	0	0	0	0
Robbery	4	1	3	2	0	0	3	1	10	4
Sex Offenses, Forcible	31	10	0	0	0	0	3	2	34	12
Sex Offenses, Nonforcible	3	1	0	0	0	0	0	0	3	1
Stolen Property Offenses (Receiving, etc.)	23	4	2	1	7	7	2	2	34	14
Weapon Law Violations	2	1	0	0	0	0	1	1	3	2
Total	517	257	196	64	68	41	214	139	995	501

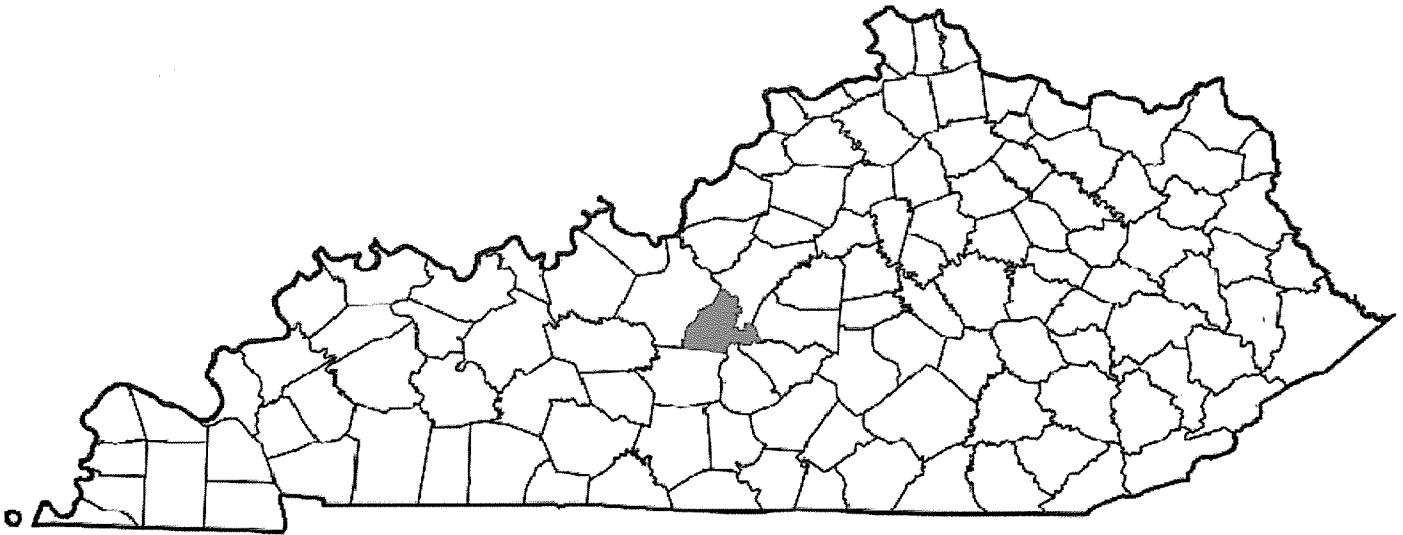
Larue County

**A CRIME IS COMMITTED IN LARUE COUNTY
APPROXIMATELY EVERY 1.2 DAYS**

FULL TIME SWORN LAW ENFORCEMENT EMPLOYEES

Agency	Male	Female	Total
STATE POLICE	47	0	47
LARUE COUNTY SHERIFF'S OFFICE	5	0	5
HODGENVILLE POLICE DEPARTMENT	5	0	5

**Kentucky State Police Troopers may be assigned to multiple counties per post.



County Seat: Hodgenville
Population: 14,180
Registered Sex Offenders: 33

**LARUE
COUNTY**

Group A Offenses	State Police		Sheriff		Hodgenville		All Other Agencies		Total	
By Category	Offenses		Offenses		Offenses		Offenses		Offenses	
	Reported	Cleared	Reported	Cleared	Reported	Cleared	Reported	Cleared	Reported	Cleared
Arson	0	0	0	0	0	0	0	0	0	0
Assault Offenses	15	12	8	4	7	5	0	0	30	21
Bribery	0	0	1	0	0	0	0	0	1	0
Burglary/Breaking and Entering	8	4	11	1	7	3	0	0	26	8
Counterfeiting/Forgery	0	0	1	0	27	1	0	0	28	1
Destruction/Damage/Vandalism Of Property	4	3	11	2	6	3	0	0	21	8
Drug/Narcotic Offenses	26	10	6	2	8	8	102	16	142	36
Embezzlement	0	0	0	0	0	0	0	0	0	0
Extortion/Blackmail	0	0	0	0	0	0	0	0	0	0
Fraud Offenses	1	0	2	0	0	0	0	0	3	0
Gambling Offenses	0	0	0	0	0	0	0	0	0	0
Homicide Offenses	1	1	1	1	0	0	0	0	2	2
Kidnapping/Abduction	1	0	3	3	0	0	0	0	4	3
Larceny/Theft Offenses	4	1	14	0	5	0	0	0	23	1
Motor Vehicle Theft	4	1	3	0	0	0	0	0	7	1
Pornography/Obscene Material	1	1	0	0	0	0	0	0	1	1
Prostitution Offenses	0	0	0	0	0	0	0	0	0	0
Robbery	1	0	0	0	0	0	0	0	1	0
Sex Offenses, Forcible	3	2	0	0	0	0	0	0	3	2
Sex Offenses, Nonforcible	0	0	1	0	0	0	0	0	1	0
Stolen Property Offenses (Receiving, etc.)	2	1	2	0	1	1	0	0	5	2
Weapon Law Violations	1	1	0	0	0	0	2	1	3	2
Total	72	37	64	13	61	21	104	17	301	88

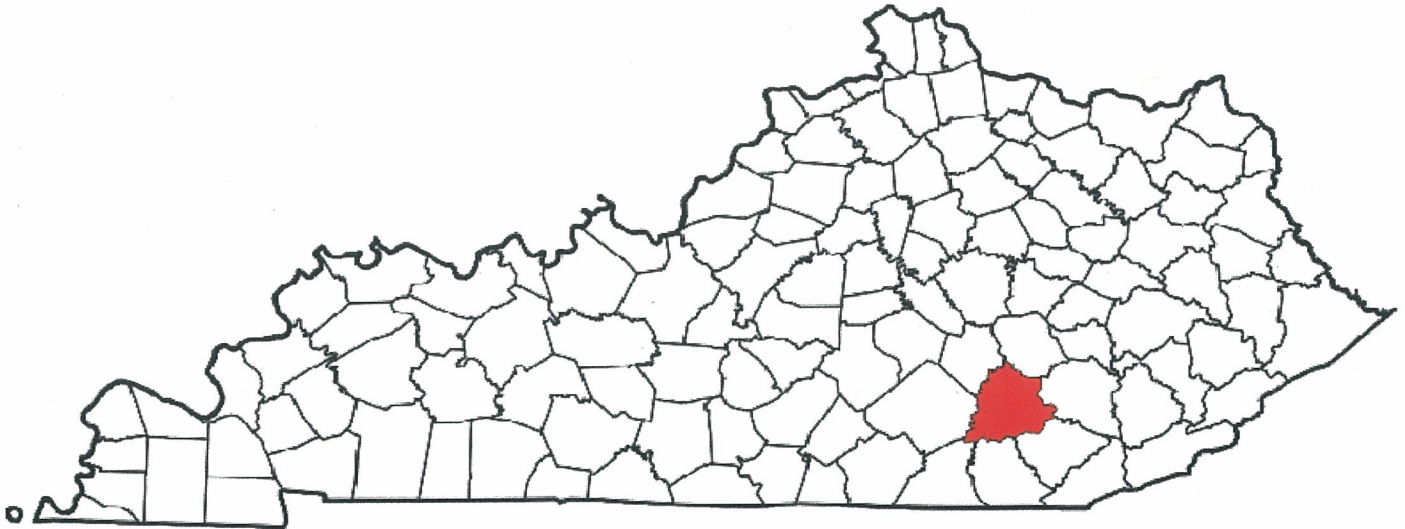
Laurel County

A CRIME IS COMMITTED IN LAUREL COUNTY
APPROXIMATELY EVERY 4 HOURS

FULL TIME SWORN LAW ENFORCEMENT EMPLOYEES

Agency	Male	Female	Total
STATE POLICE	46	3	49
LAUREL COUNTY SHERIFF'S OFFICE	27	0	27
LONDON POLICE DEPARTMENT	33	1	34

**Kentucky State Police Troopers may be assigned to multiple counties per post.



County Seat: London
Population: 60,015
Registered Sex Offenders: 79

**LAUREL
COUNTY**

Group A Offenses	State Police		Sheriff		London PD		All Other Agencies		Total	
By Category	Offenses		Offenses		Offenses		Offenses		Offenses	
	Reported	Cleared	Reported	Cleared	Reported	Cleared	Reported	Cleared	Reported	Cleared
Arson	2	0	5	3	0	0	0	0	7	3
Assault Offenses	45	42	49	28	32	27	1	1	127	98
Bribery	0	0	0	0	1	0	0	0	1	0
Burglary/Breaking and Entering	25	6	156	7	38	3	0	0	219	16
Counterfeiting/Forgery	31	23	21	1	37	4	0	0	89	28
Destruction/Damage/Vandalism Of Property	12	7	61	7	31	7	0	0	104	21
Drug/Narcotic Offenses	238	126	160	23	190	138	12	11	600	298
Embezzlement	0	0	0	0	0	0	0	0	0	0
Extortion/Blackmail	0	0	0	0	0	0	0	0	0	0
Fraud Offenses	33	17	24	3	30	1	0	0	87	21
Gambling Offenses	0	0	0	0	0	0	0	0	0	0
Homicide Offenses	0	0	5	2	1	1	0	0	6	3
Kidnapping/Abduction	1	1	0	0	1	1	0	0	2	2
Larceny/Theft Offenses	57	18	165	12	262	123	1	0	485	153
Motor Vehicle Theft	17	3	52	0	11	2	0	0	80	5
Pornography/Obscene Material	5	4	0	0	1	1	0	0	6	5
Prostitution Offenses	2	2	0	0	0	0	0	0	2	2
Robbery	1	1	6	2	7	2	0	0	14	5
Sex Offenses, Forcible	8	8	0	0	22	4	0	0	30	12
Sex Offenses, Nonforcible	1	1	0	0	12	1	0	0	13	2
Stolen Property Offenses (Receiving, etc.)	18	8	7	5	6	5	0	0	31	18
Weapon Law Violations	3	3	19	4	9	6	0	0	31	13
Total	499	270	730	97	691	326	14	12	1934	705

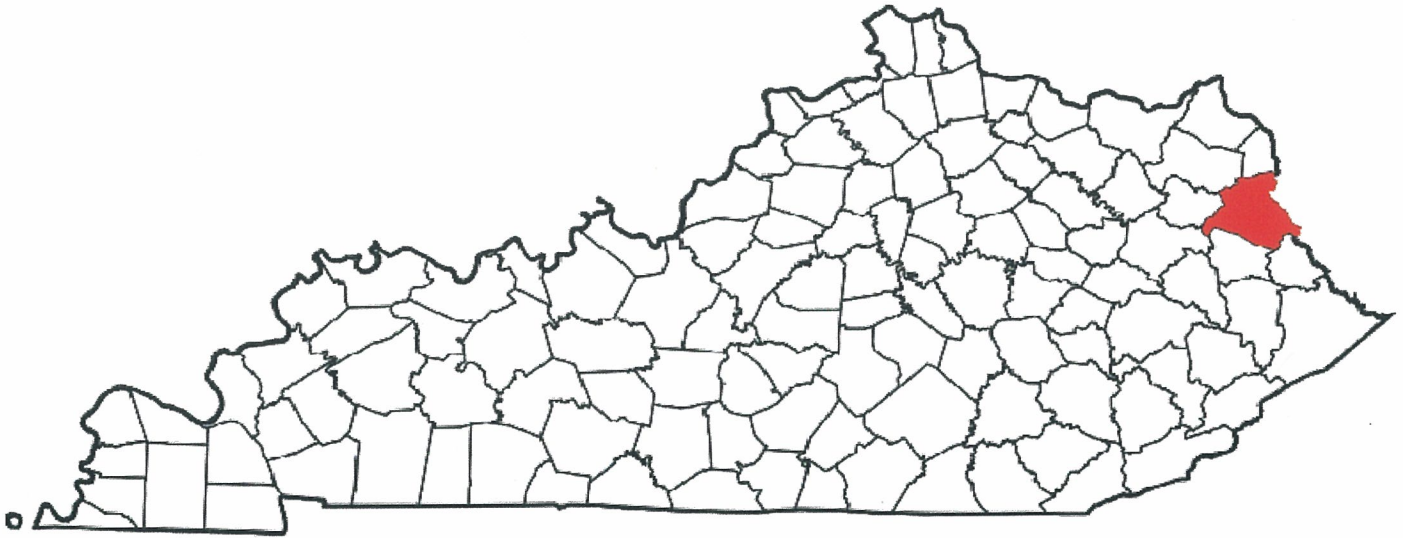
Lawrence County

A CRIME IS COMMITTED IN LAWRENCE COUNTY
APPROXIMATELY EVERY 1.6 DAYS

FULL TIME SWORN LAW ENFORCEMENT EMPLOYEES

Agency	Male	Female	Total
STATE POLICE	33	0	33
LAWRENCE COUNTY SHERIFF'S OFFICE	6	0	6
LOUISA POLICE DEPARTMENT	6	0	6

**Kentucky State Police Troopers may be assigned to multiple counties per post.



County Seat: Louisa
Population: 15,804
Registered Sex Offenders: 26

**LAWRENCE
COUNTY**

Group A Offenses	State Police		Sheriff		Louisa		All Other Agencies		Total	
By Category	Offenses		Offenses		Offenses		Offenses		Offenses	
	Reported	Cleared	Reported	Cleared	Reported	Cleared	Reported	Cleared	Reported	Cleared
Arson	2	1	0	0	0	0			2	1
Assault Offenses	12	9	10	6	11	8			33	23
Bribery	0	0	0	0	0	0			0	0
Burglary/Breaking and Entering	6	1	29	5	10	3			45	9
Counterfeiting/Forgery	2	2	0	0	1	0			3	2
Destruction/Damage/Vandalism Of Property	2	1	1	0	5	0			8	1
Drug/Narcotic Offenses	3	0	16	10	19	18			38	28
Embezzlement	0	0	0	0	0	0			0	0
Extortion/Blackmail	0	0	0	0	0	0			0	0
Fraud Offenses	1	0	0	0	2	0			3	0
Gambling Offenses	0	0	0	0	0	0			0	0
Homicide Offenses	0	0	1	1	0	0			1	1
Kidnapping/Abduction	1	1	0	0	0	0			1	1
Larceny/Theft Offenses	9	3	22	1	14	4			45	8
Motor Vehicle Theft	0	0	7	0	4	0			11	0
Pornography/Obscene Material	10	9	0	0	0	0			10	9
Prostitution Offenses	0	0	0	0	0	0			0	0
Robbery	1	1	2	0	0	0			3	1
Sex Offenses, Forcible	14	6	0	0	0	0			14	6
Sex Offenses, Nonforcible	1	0	0	0	0	0			1	0
Stolen Property Offenses (Receiving, etc.)	1	0	3	1	1	1			5	2
Weapon Law Violations	0	0	1	1	2	2			3	3
Total	65	34	92	25	69	36	0	0	226	95

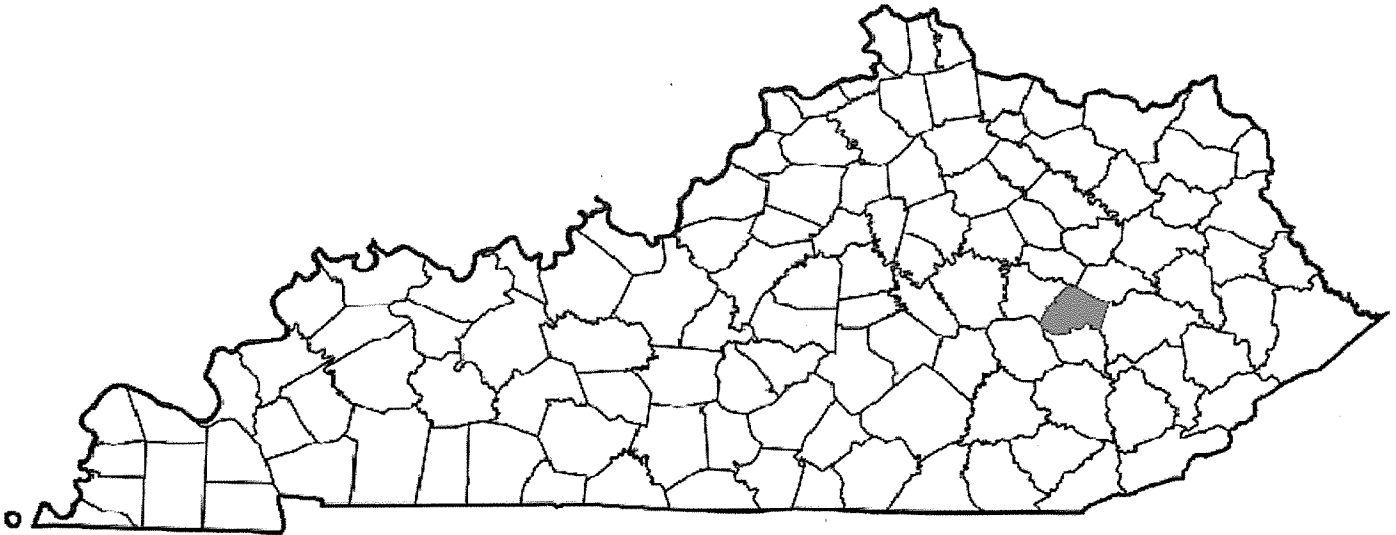
Lee County

A CRIME IS COMMITTED IN LEE COUNTY
APPROXIMATELY EVERY 5.1 DAYS

FULL TIME SWORN LAW ENFORCEMENT EMPLOYEES

Agency	Male	Female	Total
STATE POLICE	43	0	43
LEE COUNTY SHERIFF'S OFFICE	2	0	2
BEATTYVILLE POLICE DEPARTMENT	4	0	4
LEE COUNTY CONSTABLE DISTRICT 3	1	0	1

**Kentucky State Police Troopers may be assigned to multiple counties per post.



County Seat: Beattyville
Population: 7,594
Registered Sex Offenders: 14

**LEE
COUNTY**

Group A Offenses	State Police		Sheriff		Lee Co. Const. Dist. 3		Beattyville		All Other Agencies		Total	
By Category	Offenses		Offenses		Offenses		Offenses		Offenses		Offenses	
	Reported	Cleared	Reported	Cleared	Reported	Cleared	Reported	Cleared	Reported	Cleared	Reported	Cleared
Arson	1	1	0	0	0	0	0	0	0	0	1	1
Assault Offenses	6	3	0	0	0	0	0	0	0	0	6	3
Bribery	0	0	0	0	0	0	0	0	0	0	0	0
Burglary/Breaking and Entering	7	0	0	0	2	2	4	1	0	0	13	3
Counterfeiting/Forgery	0	0	0	0	1	1	1	1	0	0	2	2
Destruction/Damage/Vandalism Of Property	1	0	1	0	2	2	1	0	0	0	5	2
Drug/Narcotic Offenses	16	0	0	0	0	0	1	1	3	3	20	4
Embezzlement	0	0	0	0	0	0	0	0	0	0	0	0
Extortion/Blackmail	0	0	0	0	0	0	0	0	0	0	0	0
Fraud Offenses	1	1	0	0	1	1	0	0	0	0	2	2
Gambling Offenses	0	0	0	0	0	0	0	0	0	0	0	0
Homicide Offenses	3	1	0	0	0	0	0	0	0	0	3	1
Kidnapping/Abduction	0	0	0	0	0	0	0	0	0	0	0	0
Larceny/Theft Offenses	10	1	6	0	9	9	1	1	1	1	27	12
Motor Vehicle Theft	0	0	0	0	1	1	0	0	0	0	1	1
Pornography/Obscene Material	1	0	0	0	0	0	0	0	0	0	1	0
Prostitution Offenses	0	0	0	0	0	0	0	0	0	0	0	0
Robbery	0	0	0	0	0	0	0	0	0	0	0	0
Sex Offenses, Forcible	2	1	0	0	0	0	0	0	0	0	2	1
Sex Offenses, Nonforcible	0	0	0	0	0	0	0	0	0	0	0	0
Stolen Property Offenses (Receiving, etc.)	0	0	3	0	2	2	0	0	0	0	5	2
Weapon Law Violations	0	0	0	0	0	0	1	1	0	0	1	1
Total	48	8	10	0	18	18	9	5	4	4	89	35

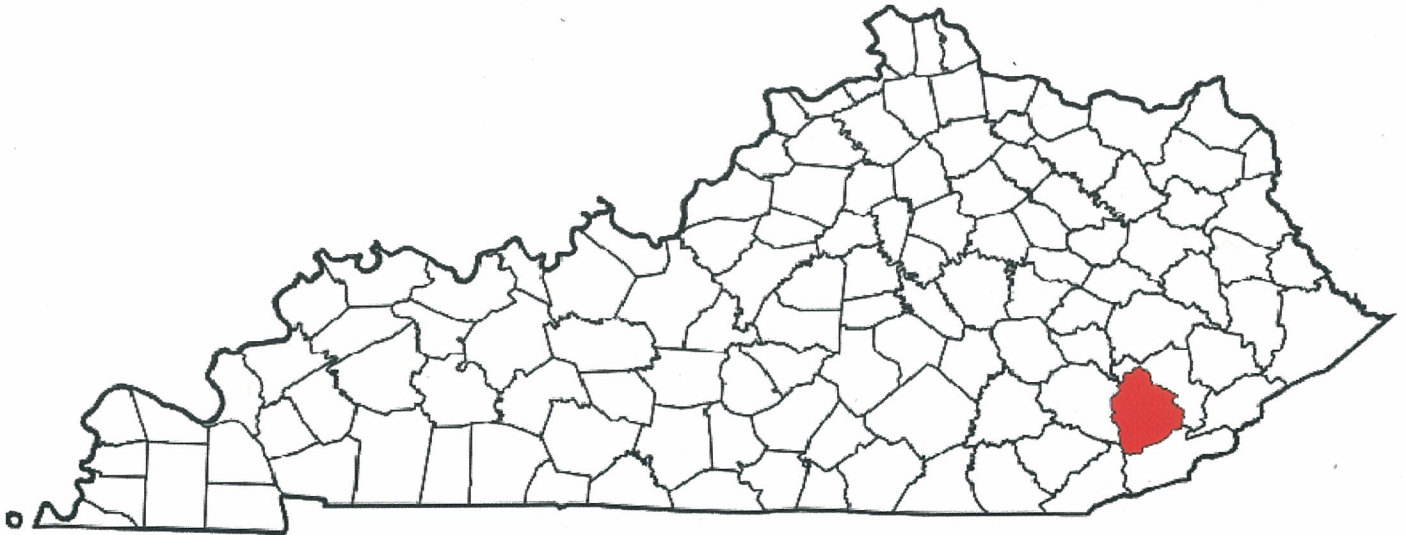
Leslie County

A CRIME IS COMMITTED IN LESLIE COUNTY
APPROXIMATELY EVERY 4.2 DAYS

FULL TIME SWORN LAW ENFORCEMENT EMPLOYEES

Agency	Male	Female	Total
STATE POLICE	47	1	48
LESLIE COUNTY SHERIFF'S OFFICE	9	0	9
HYDEN POLICE DEPARTMENT	1	0	1

**Kentucky State Police Troopers may be assigned to multiple counties per post.



County Seat: Hyden
Population: 10,918
Registered Sex Offenders: 15

**LESLIE
COUNTY**

Group A Offenses	State Police		Sheriff		Hyden		All Other Agencies		Total	
By Category	Offenses		Offenses		Offenses		Offenses		Offenses	
	Reported	Cleared	Reported	Cleared	Reported	Cleared	Reported	Cleared	Reported	Cleared
Arson	1	0	0	0	0	0	0	0	1	0
Assault Offenses	6	5	1	1	0	0	0	0	7	6
Bribery	0	0	0	0	0	0	0	0	0	0
Burglary/Breaking and Entering	4	0	3	1	0	0	0	0	7	1
Counterfeiting/Forgery	1	0	1	0	0	0	0	0	2	0
Destruction/Damage/Vandalism Of Property	1	0	2	1	0	0	0	0	3	1
Drug/Narcotic Offenses	27	7	4	2	0	0	0	0	31	9
Embezzlement	0	0	0	0	0	0	0	0	0	0
Extortion/Blackmail	0	0	0	0	0	0	0	0	0	0
Fraud Offenses	1	0	3	0	0	0	0	0	4	0
Gambling Offenses	0	0	0	0	0	0	0	0	0	0
Homicide Offenses	0	0	1	1	0	0	0	0	1	1
Kidnapping/Abduction	0	0	0	0	0	0	0	0	0	0
Larceny/Theft Offenses	7	0	1	1	0	0	0	0	8	1
Motor Vehicle Theft	0	0	7	1	0	0	0	0	7	1
Pornography/Obscene Material	0	0	0	0	0	0	0	0	0	0
Prostitution Offenses	0	0	0	0	0	0	0	0	0	0
Robbery	1	1	0	0	0	0	0	0	1	1
Sex Offenses, Forcible	11	0	0	0	0	0	0	0	11	0
Sex Offenses, Nonforcible	0	0	0	0	0	0	0	0	0	0
Stolen Property Offenses (Receiving, etc.)	1	0	1	1	0	0	1	0	3	1
Weapon Law Violations	0	0	1	1	0	0	0	0	1	1
Total	61	13	25	10	0	0	1	0	87	23

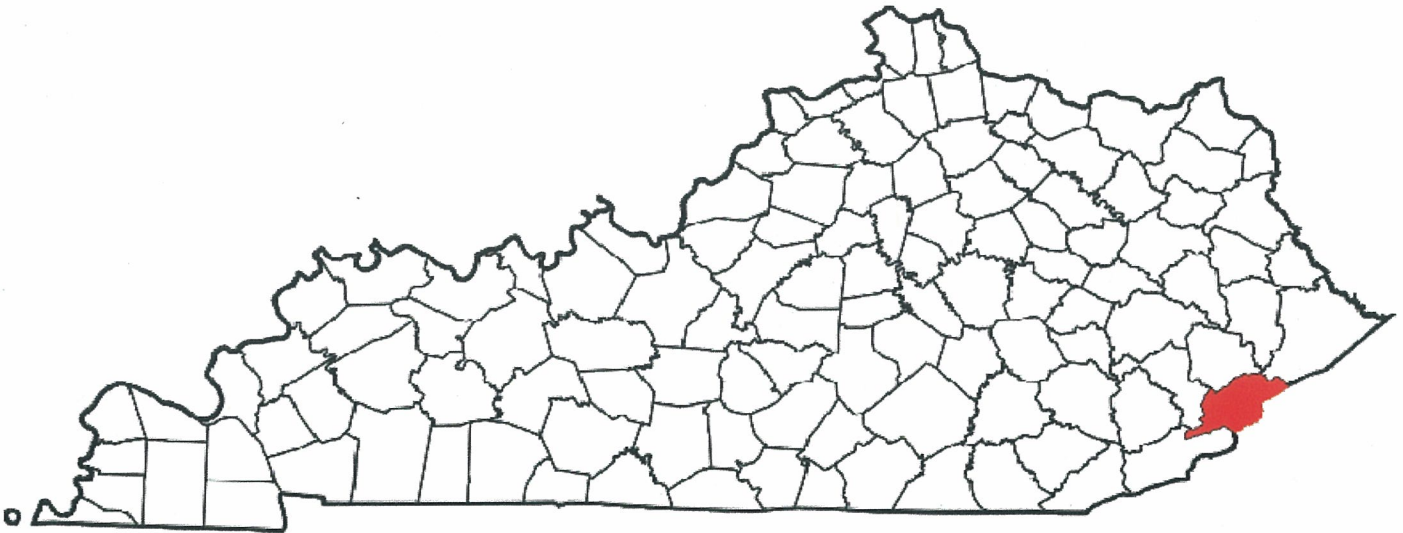
Letcher County

A CRIME IS COMMITTED IN LETCHER COUNTY
APPROXIMATELY EVERY 22 HOURS

FULL TIME SWORN LAW ENFORCEMENT EMPLOYEES

Agency	Male	Female	Total
STATE POLICE	47	1	48
LETCHER COUNTY SHERIFF'S OFFICE	6	0	6
JENKINS POLICE DEPARTMENT	3	2	5
FLEMING-NEON POLICE DEPARTMENT	2	0	2
WHITESBURG POLICE DEPARTMENT	5	1	6

**Kentucky State Police Troopers may be assigned to multiple counties per post.



County Seat: Whitesburg
Population: 23,359
Registered Sex Offenders: 38

LETCHER COUNTY

Group A Offenses	State Police		Sheriff		Jenkins		Fleming-Neon		Whitesburg PD		All Other Agencies		Total	
By Category	Offenses		Offenses		Offenses		Offenses		Offenses		Offenses		Offenses	
	Reported	Cleared	Reported	Cleared	Reported	Cleared	Reported	Cleared	Reported	Cleared	Reported	Cleared	Reported	Cleared
Arson	0	0	0	0	0	0	0	0	0	0	0	0	0	0
Assault Offenses	19	13	10	6	0	0	0	0	0	0	0	0	29	19
Bribery	1	0	0	0	0	0	0	0	0	0	0	0	1	0
Burglary/Breaking and Entering	50	20	29	2	0	0	0	0	2	2	0	0	81	24
Counterfeiting/Forgery	1	0	2	0	0	0	0	0	4	0	0	0	7	0
Destruction/Damage/Vandalism Of Property	6	1	15	0	0	0	0	0	0	0	0	0	21	1
Drug/Narcotic Offenses	42	13	23	17	0	0	0	0	3	3	1	0	69	33
Embezzlement	0	0	0	0	0	0	0	0	0	0	0	0	0	0
Extortion/Blackmail	0	0	0	0	0	0	0	0	0	0	0	0	0	0
Fraud Offenses	4	0	28	0	0	0	0	0	0	0	0	0	32	0
Gambling Offenses	0	0	0	0	0	0	0	0	0	0	0	0	0	0
Homicide Offenses	7	7	0	0	0	0	0	0	0	0	0	0	7	7
Kidnapping/Abduction	0	0	1	0	0	0	0	0	0	0	0	0	1	0
Larceny/Theft Offenses	18	4	68	5	0	0	0	0	7	1	0	0	93	10
Motor Vehicle Theft	5	0	7	2	0	0	0	0	2	1	0	0	14	3
Pornography/Obscene Material	1	0	0	0	0	0	0	0	0	0	0	0	1	0
Prostitution Offenses	0	0	0	0	0	0	0	0	0	0	0	0	0	0
Robbery	4	0	0	0	0	0	0	0	0	0	0	0	4	0
Sex Offenses, Forcible	12	2	2	0	0	0	0	0	1	1	0	0	15	3
Sex Offenses, Nonforcible	0	0	0	0	0	0	0	0	0	0	0	0	0	0
Stolen Property Offenses (Receiving, etc.)	1	0	4	1	0	0	0	0	0	0	1	1	6	2
Weapon Law Violations	3	2	1	1	0	0	0	0	0	0	0	0	4	3
Total	174	62	190	34	0	0	0	0	19	8	2	1	385	105

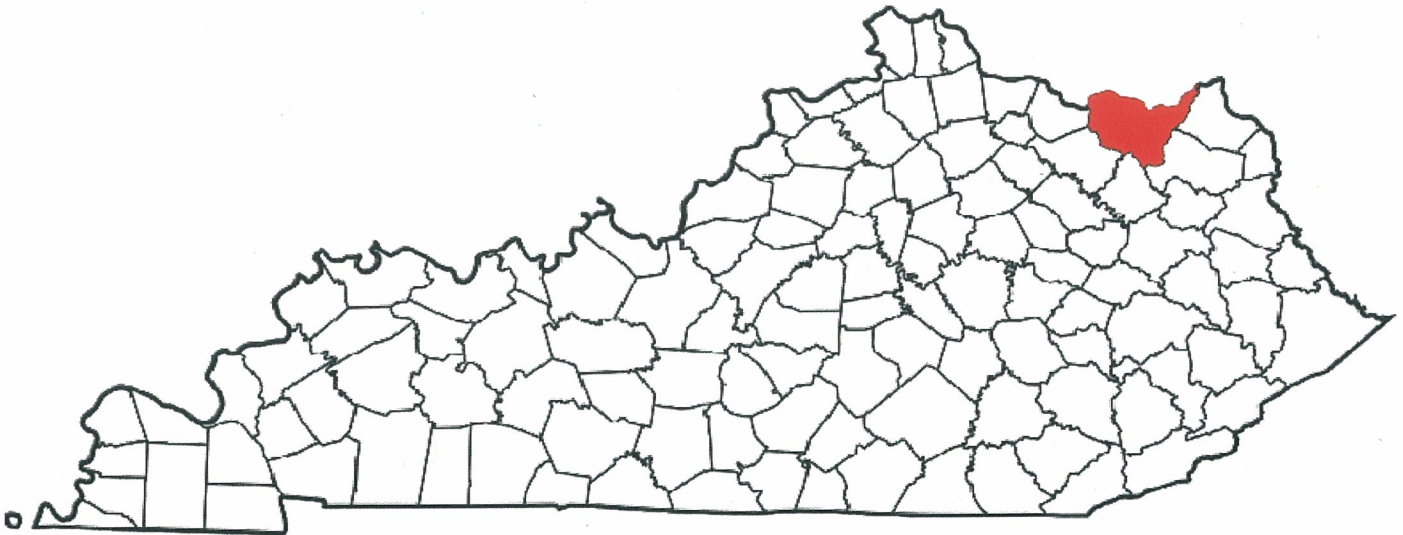
Lewis County

A CRIME IS COMMITTED IN LEWIS COUNTY
APPROXIMATELY EVERY 1.5 DAYS

FULL TIME SWORN LAW ENFORCEMENT EMPLOYEES

Agency	Male	Female	Total
STATE POLICE	45	1	46
LEWIS COUNTY SHERIFF'S OFFICE	5	0	5
VANCEBURG POLICE DEPARTMENT	6	0	6

**Kentucky State Police Troopers may be assigned to multiple counties per post.



County Seat: Vanceburg
Population: 13,880
Registered Sex Offenders: 20

**LEWIS
COUNTY**

Group A Offenses	State Police		Sheriff		Vanceburg		All Other Agencies		Total	
By Category	Offenses		Offenses		Offenses		Offenses		Offenses	
	Reported	Cleared	Reported	Cleared	Reported	Cleared	Reported	Cleared	Reported	Cleared
Arson	0	0	1	0	0	0	0	0	1	0
Assault Offenses	8	8	5	3	3	1	1	0	17	12
Bribery	0	0	0	0	0	0	0	0	0	0
Burglary/Breaking and Entering	3	1	14	0	2	0	0	0	19	1
Counterfeiting/Forgery	0	0	0	0	0	0	0	0	0	0
Destruction/Damage/Vandalism Of Property	0	0	7	0	1	1	0	0	8	1
Drug/Narcotic Offenses	8	3	10	10	21	12	73	41	112	66
Embezzlement	0	0	0	0	0	0	0	0	0	0
Extortion/Blackmail	0	0	0	0	0	0	0	0	0	0
Fraud Offenses	1	1	0	0	1	0	0	0	2	1
Gambling Offenses	0	0	0	0	0	0	0	0	0	0
Homicide Offenses	0	0	1	1	0	0	1	1	2	2
Kidnapping/Abduction	0	0	2	2	0	0	0	0	2	2
Larceny/Theft Offenses	2	0	22	3	6	3	4	4	34	10
Motor Vehicle Theft	0	0	4	1	0	0	0	0	4	1
Pornography/Obscene Material	18	18	1	1	0	0	2	0	21	19
Prostitution Offenses	0	0	0	0	0	0	0	0	0	0
Robbery	0	0	1	1	0	0	0	0	1	1
Sex Offenses, Forcible	4	0	2	0	0	0	0	0	6	0
Sex Offenses, Nonforcible	1	0	4	4	0	0	0	0	5	4
Stolen Property Offenses (Receiving, etc.)	0	0	5	4	0	0	0	0	5	4
Weapon Law Violations	0	0	3	3	0	0	0	0	3	3
Total	45	31	82	33	34	17	81	46	242	127

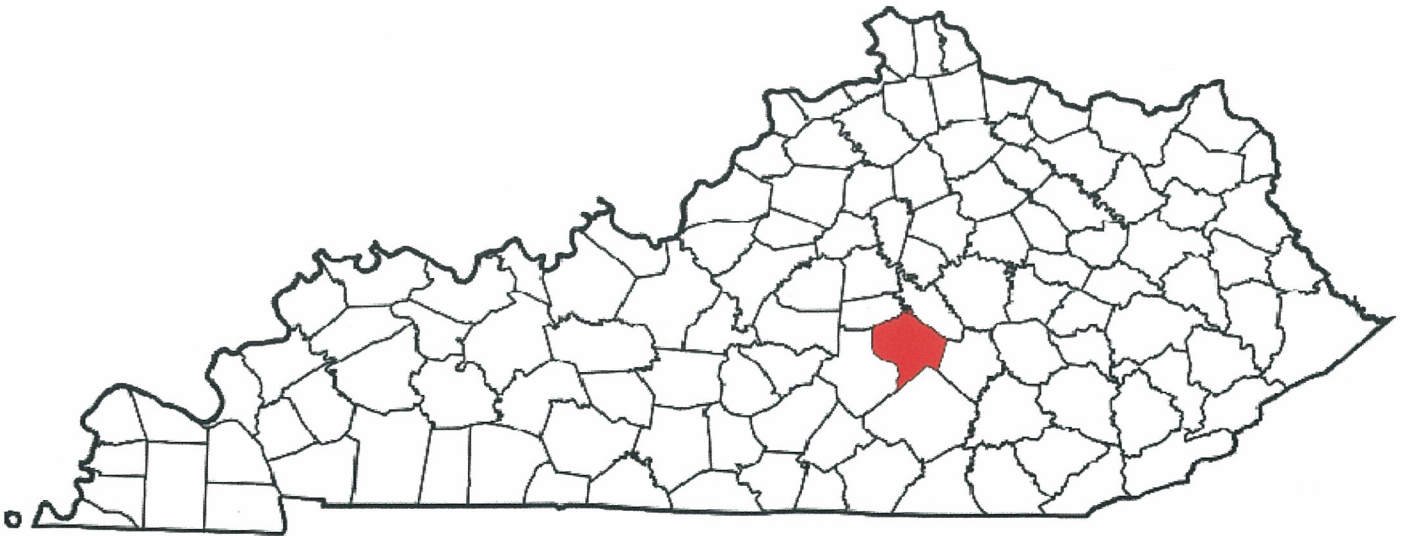
Lincoln County

A CRIME IS COMMITTED IN LINCOLN COUNTY
APPROXIMATELY EVERY 1.3 DAYS

FULL TIME SWORN LAW ENFORCEMENT EMPLOYEES

Agency	Male	Female	Total
STATE POLICE	43	0	43
LINCOLN COUNTY SHERIFF'S OFFICE	5	0	5
STANFORD POLICE DEPARTMENT	11	0	11

**Kentucky State Police Troopers may be assigned to multiple counties per post.



County Seat: Stanford
Population: 24,445
Registered Sex Offenders: 35

**LINCOLN
COUNTY**

Group A Offenses	State Police		Sheriff		Stanford		All Other Agencies		Total	
By Category	Offenses		Offenses		Offenses		Offenses		Offenses	
	Reported	Cleared	Reported	Cleared	Reported	Cleared	Reported	Cleared	Reported	Cleared
Arson	3	1	1	1	1	1	0	0	5	3
Assault Offenses	9	7	29	24	11	11	1	1	50	43
Bribery	0	0	0	0	0	0	0	0	0	0
Burglary/Breaking and Entering	16	4	30	13	5	1	0	0	51	18
Counterfeiting/Forgery	3	1	0	0	0	0	2	2	5	3
Destruction/Damage/Vandalism Of Property	1	0	2	2	0	0	0	0	3	2
Drug/Narcotic Offenses	42	23	18	17	12	12	2	2	74	54
Embezzlement	0	0	0	0	0	0	0	0	0	0
Extortion/Blackmail	0	0	0	0	0	0	0	0	0	0
Fraud Offenses	3	2	0	0	0	0	3	3	6	5
Gambling Offenses	0	0	0	0	0	0	0	0	0	0
Homicide Offenses	0	0	0	0	0	0	0	0	0	0
Kidnapping/Abduction	0	0	0	0	0	0	0	0	0	0
Larceny/Theft Offenses	8	3	24	11	7	4	0	0	39	18
Motor Vehicle Theft	1	0	12	3	0	0	0	0	13	3
Pornography/Obscene Material	3	0	0	0	0	0	0	0	3	0
Prostitution Offenses	0	0	0	0	0	0	0	0	0	0
Robbery	0	0	0	0	0	0	0	0	0	0
Sex Offenses, Forcible	6	4	0	0	0	0	0	0	6	4
Sex Offenses, Nonforcible	2	0	0	0	0	0	0	0	2	0
Stolen Property Offenses (Receiving, etc.)	3	1	10	9	0	0	0	0	13	10
Weapon Law Violations	1	0	7	7	2	2	0	0	10	9
Total	101	46	133	87	38	31	8	8	280	172

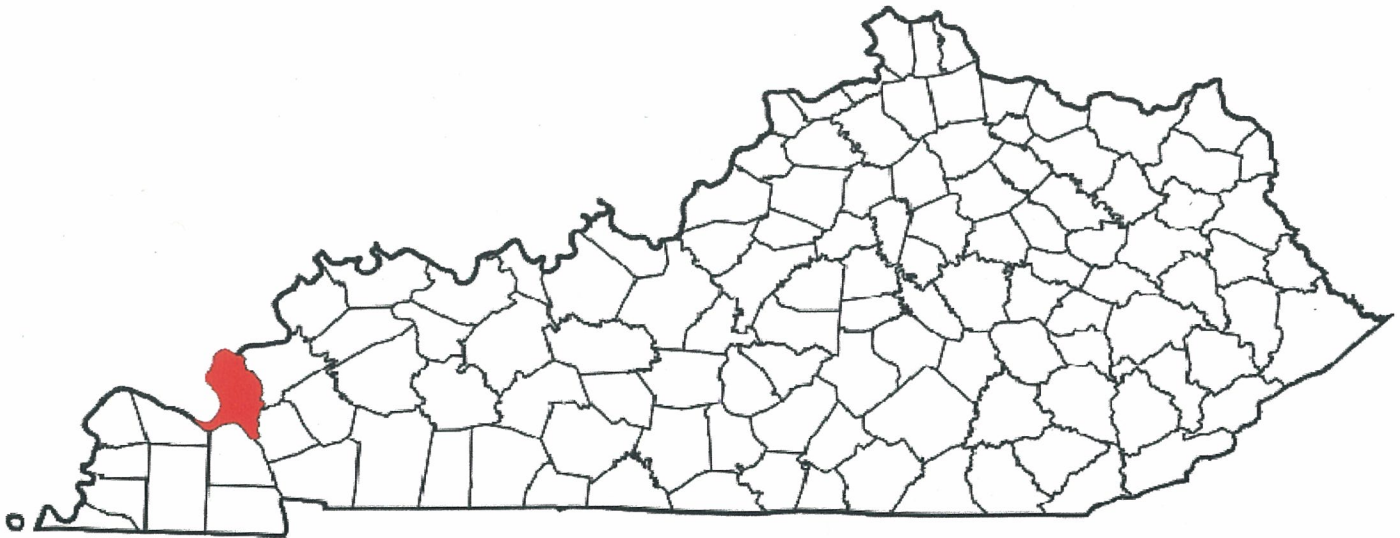
Livingston County

A CRIME IS COMMITTED IN LIVINGSTON COUNTY
APPROXIMATELY EVERY 1.2 DAYS

FULL TIME SWORN LAW ENFORCEMENT EMPLOYEES

Agency	Male	Female	Total
STATE POLICE	38	2	40
LIVINGSTON COUNTY SHERIFF'S OFFICE	7	0	7

**Kentucky State Police Troopers may be assigned to multiple counties per post.



County Seat: Smithland
Population: 9,359
Registered Sex Offenders: 15

**LIVINGSTON
COUNTY**

Group A Offenses	State Police		Sheriff		All Other Agencies		-		Total	
By Category	Offenses		Offenses		Offenses		Offenses		Offenses	
	Reported	Cleared	Reported	Cleared	Reported	Cleared	Reported	Cleared	Reported	Cleared
Arson	1	0	0	0	0	0			1	0
Assault Offenses	27	27	37	21	0	0			64	48
Bribery	1	1	0	0	0	0			1	1
Burglary/Breaking and Entering	8	2	31	4	0	0			39	6
Counterfeiting/Forgery	0	0	1	1	0	0			1	1
Destruction/Damage/Vandalism Of Property	11	4	12	2	0	0			23	6
Drug/Narcotic Offenses	44	34	26	22	7	2			77	58
Embezzlement	0	0	0	0	0	0			0	0
Extortion/Blackmail	0	0	0	0	0	0			0	0
Fraud Offenses	1	1	5	1	0	0			6	2
Gambling Offenses	0	0	0	0	0	0			0	0
Homicide Offenses	0	0	1	0	0	0			1	0
Kidnapping/Abduction	0	0	1	1	0	0			1	1
Larceny/Theft Offenses	18	8	46	11	1	0			65	19
Motor Vehicle Theft	2	1	7	2	0	0			9	3
Pornography/Obscene Material	0	0	0	0	0	0			0	0
Prostitution Offenses	0	0	0	0	0	0			0	0
Robbery	0	0	1	0	0	0			1	0
Sex Offenses, Forcible	4	1	2	2	0	0			6	3
Sex Offenses, Nonforcible	0	0	0	0	0	0			0	0
Stolen Property Offenses (Receiving, etc.)	1	1	2	0	0	0			3	1
Weapon Law Violations	11	10	3	2	0	0			14	12
Total	129	90	175	69	8	2	0	0	312	161

Logan County

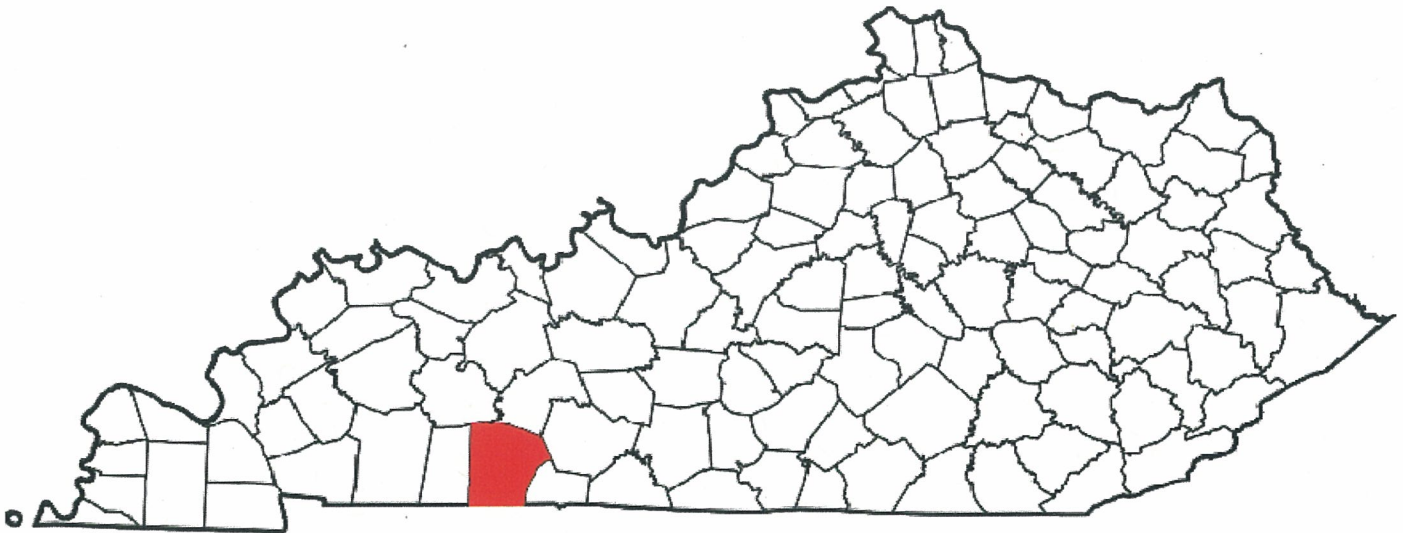
**A CRIME IS COMMITTED IN LOGAN COUNTY
APPROXIMATELY EVERY 3 HOURS**

FULL TIME SWORN LAW ENFORCEMENT EMPLOYEES

Agency	Male	Female	Total
STATE POLICE	41	1	42
LOGAN COUNTY SHERIFF'S OFFICE	17	1	18
RUSSELLVILLE POLICE DEPARTMENT	17	2	19
AUBURN POLICE DEPARTMENT	1	0	1
LEWISBURG POLICE DEPARTMENT	1	0	1
ADAIRVILLE POLICE DEPARTMENT	1	0	1
SOUTH CENTRAL TASK FORCE	7	0	7

**Kentucky State Police Troopers may be assigned to multiple counties per post.

**South Central Kentucky Drug Task Force covers multiple counties.



County Seat: Russellville
Population: 26,867
Registered Sex Offenders: 52

LOGAN COUNTY

Group A Offenses	State Police		Sheriff		Russellville		Auburn		Lewisburg	
By Category	Offenses		Offenses		Offenses		Offenses		Offenses	
	Reported	Cleared	Reported	Cleared	Reported	Cleared	Reported	Cleared	Reported	Cleared
Arson	0	0	0	0	1	0	0	0	0	0
Assault Offenses	8	7	112	71	97	36	15	14	1	1
Bribery	0	0	0	0	0	0	0	0	0	0
Burglary/Breaking and Entering	1	1	61	11	43	9	1	0	0	0
Counterfeiting/Forgery	0	0	13	4	18	1	1	0	1	0
Destruction/Damage/Vandalism Of Property	1	0	53	18	46	8	4	1	3	2
Drug/Narcotic Offenses	27	14	309	269	140	90	11	7	3	0
Embezzlement	0	0	0	0	0	0	0	0	0	0
Extortion/Blackmail	0	0	0	0	0	0	0	0	0	0
Fraud Offenses	2	1	14	8	8	0	0	0	0	0
Gambling Offenses	0	0	0	0	0	0	0	0	0	0
Homicide Offenses	0	0	2	0	1	0	0	0	0	0
Kidnapping/Abduction	0	0	3	1	9	9	0	0	0	0
Larceny/Theft Offenses	3	2	94	19	221	72	17	4	5	1
Motor Vehicle Theft	1	0	10	2	7	1	1	0	0	0
Pornography/Obscene Material	0	0	1	0	0	0	0	0	0	0
Prostitution Offenses	0	0	0	0	0	0	0	0	0	0
Robbery	0	0	2	1	3	1	0	0	0	0
Sex Offenses, Forcible	10	4	503	1	26	18	1	0	0	0
Sex Offenses, Nonforcible	0	0	34	0	1	0	0	0	0	0
Stolen Property Offenses (Receiving, etc.)	0	0	24	18	3	1	1	1	0	0
Weapon Law Violations	5	4	1	1	4	3	2	2	0	0
Total	58	33	1236	424	628	249	54	29	13	4

LOGAN COUNTY

Group A Offenses	South Central TF		Adairville PD		All Other Agencies		-		Total	
By Category	Offenses		Offenses		Offenses		Offenses		Offenses	
	Reported	Cleared	Reported	Cleared	Reported	Cleared	Reported	Cleared	Reported	Cleared
Arson	0	0	0	0	0	0			1	0
Assault Offenses	3	2	1	1	0	0			237	132
Bribery	0	0	0	0	0	0			0	0
Burglary/Breaking and Entering	0	0	0	0	0	0			106	21
Counterfeiting/Forgery	0	0	3	0	0	0			36	5
Destruction/Damage/Vandalism Of Property	0	0	0	0	0	0			107	29
Drug/Narcotic Offenses	205	16	4	4	0	0			699	400
Embezzlement	0	0	0	0	0	0			0	0
Extortion/Blackmail	0	0	0	0	0	0			0	0
Fraud Offenses	0	0	0	0	0	0			24	9
Gambling Offenses	0	0	0	0	0	0			0	0
Homicide Offenses	0	0	0	0	0	0			3	0
Kidnapping/Abduction	0	0	0	0	0	0			12	10
Larceny/Theft Offenses	2	1	3	2	0	0			345	101
Motor Vehicle Theft	0	0	0	0	0	0			19	3
Pornography/Obscene Material	0	0	0	0	0	0			1	0
Prostitution Offenses	0	0	0	0	0	0			0	0
Robbery	0	0	0	0	0	0			5	2
Sex Offenses, Forcible	0	0	0	0	0	0			540	23
Sex Offenses, Nonforcible	0	0	0	0	0	0			35	0
Stolen Property Offenses (Receiving, etc.)	0	0	0	0	0	0			28	20
Weapon Law Violations	1	1	0	0	0	0			13	11
Total	211	20	11	7	0	0	0	0	2211	766

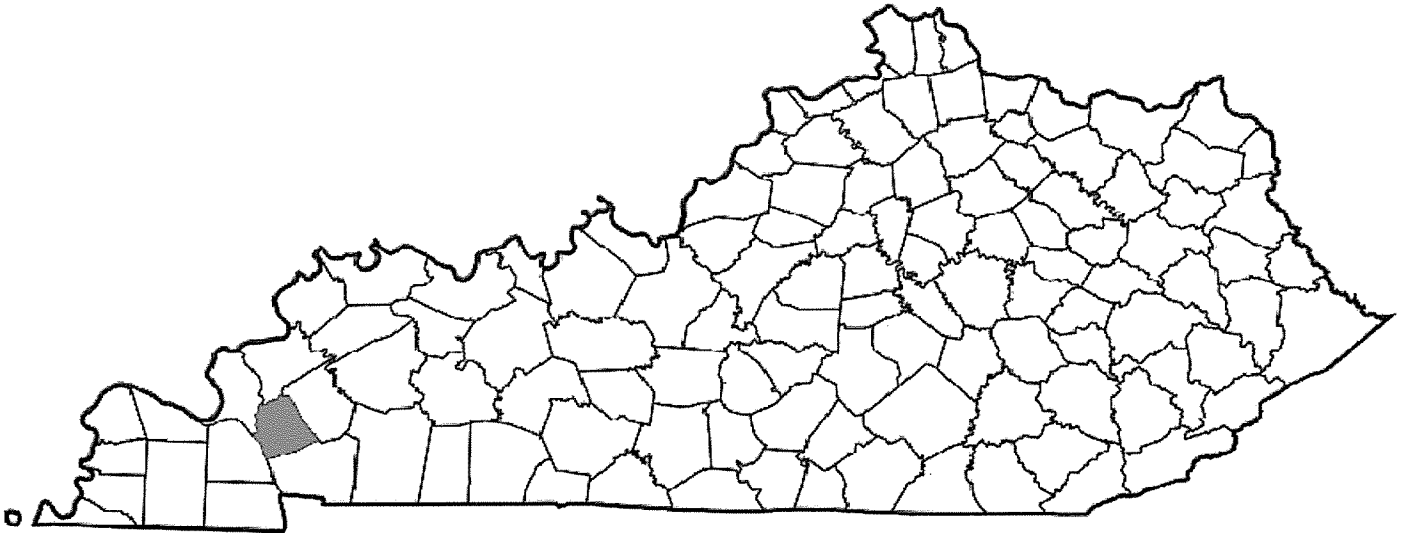
Lyon County

**A CRIME IS COMMITTED IN LYON COUNTY
APPROXIMATELY EVERY 18 HOURS**

FULL TIME SWORN LAW ENFORCEMENT EMPLOYEES

Agency	Male	Female	Total
STATE POLICE	38	2	40
LYON COUNTY SHERIFF'S OFFICE	4	0	4
EDDYVILLE POLICE DEPARTMENT	4	1	5

**Kentucky State Police Troopers may be assigned to multiple counties per post.



County Seat: Eddyville
Population: 8,430
Registered Sex Offenders: 70

**LYON
COUNTY**

Group A Offenses	State Police		Sheriff		Eddyville		All Other Agencies		Total	
By Category	Offenses		Offenses		Offenses		Offenses		Offenses	
	Reported	Cleared	Reported	Cleared	Reported	Cleared	Reported	Cleared	Reported	Cleared
Arson	1	1	0	0	0	0	0	0	1	1
Assault Offenses	36	36	2	1	24	24	0	0	62	61
Bribery	0	0	0	0	0	0	0	0	0	0
Burglary/Breaking and Entering	10	4	13	6	6	2	0	0	29	12
Counterfeiting/Forgery	0	0	1	0	2	1	0	0	3	1
Destruction/Damage/Vandalism Of Property	5	3	5	2	17	7	0	0	27	12
Drug/Narcotic Offenses	101	98	13	10	55	52	18	0	187	160
Embezzlement	0	0	0	0	0	0	0	0	0	0
Extortion/Blackmail	0	0	0	0	0	0	0	0	0	0
Fraud Offenses	1	0	0	0	0	0	0	0	1	0
Gambling Offenses	0	0	0	0	0	0	0	0	0	0
Homicide Offenses	1	1	0	0	0	0	0	0	1	1
Kidnapping/Abduction	1	0	0	0	0	0	0	0	1	0
Larceny/Theft Offenses	18	5	22	3	35	17	1	0	76	25
Motor Vehicle Theft	4	3	0	0	0	0	0	0	4	3
Pornography/Obscene Material	4	4	1	0	0	0	0	0	5	4
Prostitution Offenses	1	0	0	0	0	0	0	0	1	0
Robbery	1	0	0	0	0	0	0	0	1	0
Sex Offenses, Forcible	40	22	0	0	1	1	0	0	41	23
Sex Offenses, Nonforcible	22	21	0	0	0	0	0	0	22	21
Stolen Property Offenses (Receiving, etc.)	4	3	0	0	2	2	0	0	6	5
Weapon Law Violations	7	7	1	1	6	5	0	0	14	13
Total	257	208	58	23	148	111	19	0	482	342

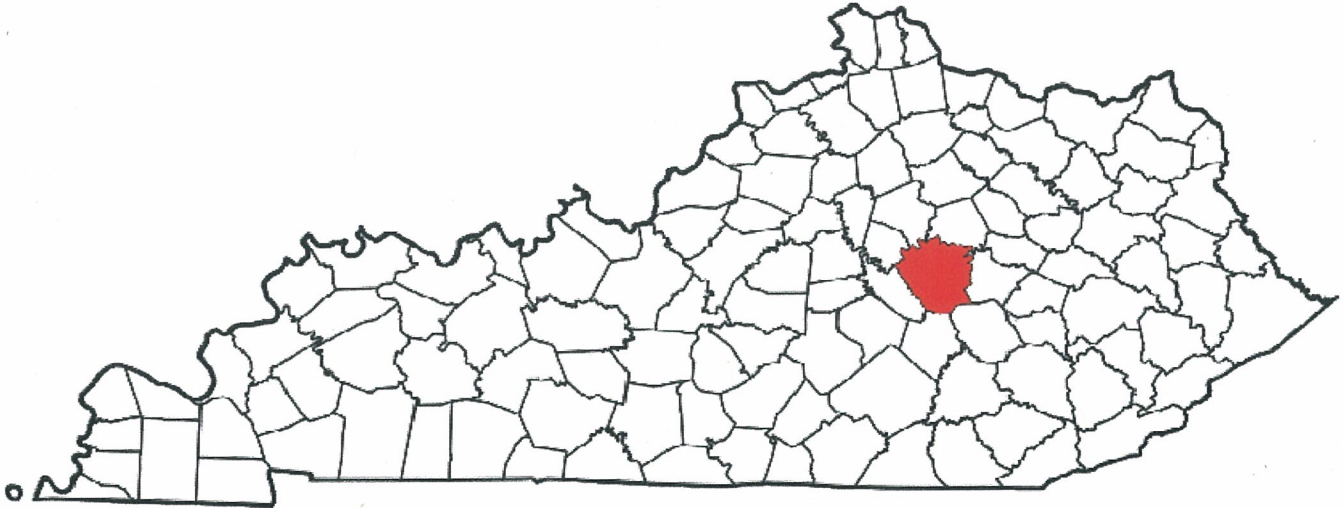
Madison County

A CRIME IS COMMITTED IN MADISON COUNTY
APPROXIMATELY EVERY 1 HOUR

FULL TIME SWORN LAW ENFORCEMENT EMPLOYEES

Agency	Male	Female	Total
STATE POLICE	43	0	43
MADISON COUNTY SHERIFF'S OFFICE	25	1	26
BEREA POLICE DEPARTMENT	31	1	32
RICHMOND POLICE DEPARTMENT	53	4	57
EASTERN KY UNIVERSITY POLICE	20	4	24

**Kentucky State Police Troopers may be assigned to multiple counties per post.



County Seat: Richmond
Population: 87,340
Registered Sex Offenders: 69

**MADISON
COUNTY**

Group A Offenses	State Police		Sheriff		Berea		Richmond		EKU Police		All Other Agencies		Total	
By Category	Offenses		Offenses		Offenses		Offenses		Offenses		Offenses		Offenses	
	Reported	Cleared	Reported	Cleared	Reported	Cleared	Reported	Cleared	Reported	Cleared	Reported	Cleared	Reported	Cleared
Arson	3	0	2	0	2	0	8	5	0	0	0	0	15	5
Assault Offenses	74	67	91	47	157	101	572	480	26	16	4	4	924	715
Bribery	0	0	0	0	1	0	2	2	0	0	0	0	3	2
Burglary/Breaking and Entering	120	19	93	4	99	9	261	87	43	2	0	0	616	121
Counterfeiting/Forgery	26	24	82	42	39	5	267	228	3	1	0	0	417	300
Destruction/Damage/Vandalism Of Property	34	19	57	3	59	14	327	108	137	6	1	1	615	151
Drug/Narcotic Offenses	100	41	131	84	326	258	955	887	45	43	13	13	1570	1326
Embezzlement	0	0	0	0	0	0	0	0	0	0	0	0	0	0
Extortion/Blackmail	0	0	0	0	0	0	0	0	0	0	0	0	0	0
Fraud Offenses	16	5	23	5	115	10	127	86	4	2	2	2	287	110
Gambling Offenses	0	0	0	0	0	0	0	0	0	0	0	0	0	0
Homicide Offenses	1	1	0	0	0	0	5	3	0	0	0	0	6	4
Kidnapping/Abduction	0	0	2	0	5	3	13	11	0	0	0	0	20	14
Larceny/Theft Offenses	169	52	265	51	254	39	1199	607	137	16	1	0	2025	765
Motor Vehicle Theft	21	5	22	5	9	0	50	23	0	0	0	0	102	33
Pornography/Obscene Material	27	24	3	2	3	0	4	1	0	0	4	0	41	27
Prostitution Offenses	0	0	0	0	0	0	2	2	0	0	0	0	2	2
Robbery	0	0	7	0	1	0	62	43	5	0	0	0	75	43
Sex Offenses, Forcible	31	27	8	2	41	35	43	31	6	2	0	0	129	97
Sex Offenses, Nonforcible	15	15	1	1	52	52	3	3	0	0	0	0	71	71
Stolen Property Offenses (Receiving, etc.)	27	21	39	28	5	2	74	65	2	0	3	3	150	119
Weapon Law Violations	3	2	6	5	6	2	35	34	0	0	0	0	50	43
Total	667	322	832	279	1174	530	4009	2706	408	88	28	23	7118	3948

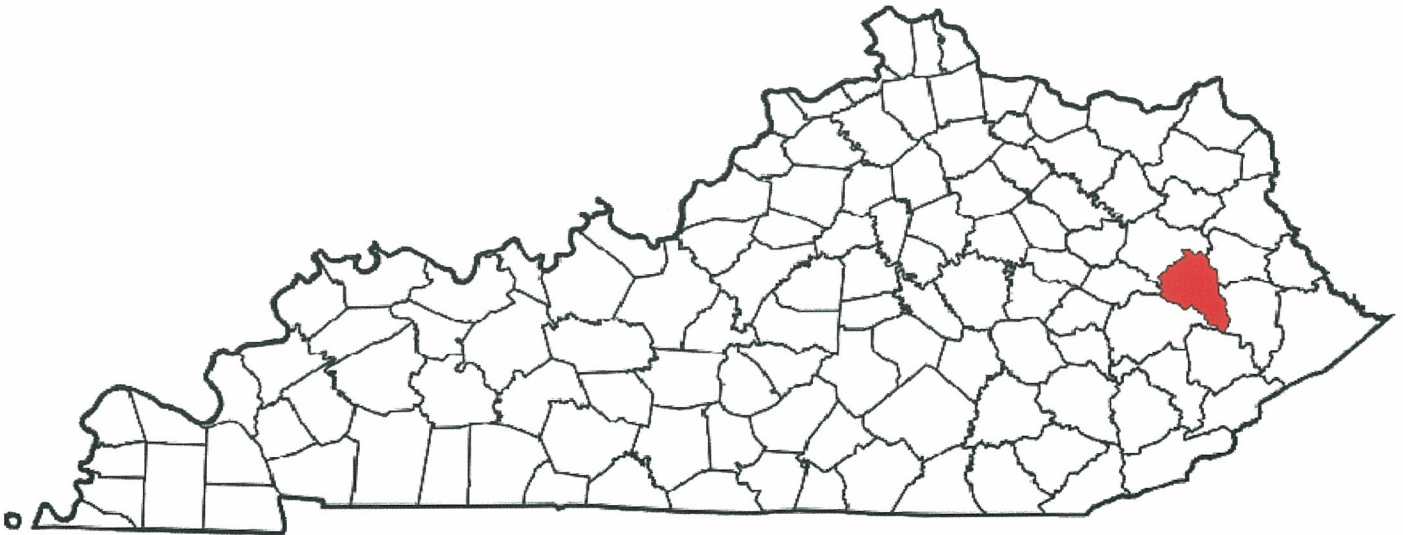
Magoffin County

A CRIME IS COMMITTED IN MAGOFFIN COUNTY
APPROXIMATELY EVERY 2.4 DAYS

FULL TIME SWORN LAW ENFORCEMENT EMPLOYEES

Agency	Male	Female	Total
STATE POLICE	56	1	57
MAGOFFIN COUNTY SHERIFF'S OFFICE	5	1	6
SALYERSVILLE POLICE DEPARTMENT	4	0	4

**Kentucky State Police Troopers may be assigned to multiple counties per post.



County Seat: Salyersville
Population: 12,913
Registered Sex Offenders: 19

**MAGOFFIN
COUNTY**

Group A Offenses	State Police		Sheriff		Salyersville		All Other Agencies		Total	
By Category	Offenses		Offenses		Offenses		Offenses		Offenses	
	Reported	Cleared	Reported	Cleared	Reported	Cleared	Reported	Cleared	Reported	Cleared
Arson	0	0	0	0	1	1	0	0	1	1
Assault Offenses	5	5	3	3	28	28	0	0	36	36
Bribery	0	0	0	0	0	0	0	0	0	0
Burglary/Breaking and Entering	9	3	1	0	6	2	0	0	16	5
Counterfeiting/Forgery	0	0	3	3	3	2	0	0	6	5
Destruction/Damage/Vandalism Of Property	3	0	1	0	0	0	0	0	4	0
Drug/Narcotic Offenses	35	17	0	0	6	5	0	0	41	22
Embezzlement	0	0	0	0	0	0	0	0	0	0
Extortion/Blackmail	0	0	0	0	0	0	0	0	0	0
Fraud Offenses	0	0	3	3	2	0	0	0	5	3
Gambling Offenses	0	0	0	0	0	0	0	0	0	0
Homicide Offenses	1	1	0	0	0	0	0	0	1	1
Kidnapping/Abduction	0	0	1	1	1	1	0	0	2	2
Larceny/Theft Offenses	5	1	9	2	3	1	0	0	17	4
Motor Vehicle Theft	2	0	1	0	1	0	0	0	4	0
Pornography/Obscene Material	0	0	0	0	0	0	0	0	0	0
Prostitution Offenses	0	0	0	0	0	0	0	0	0	0
Robbery	0	0	0	0	1	1	0	0	1	1
Sex Offenses, Forcible	12	1	0	0	0	0	0	0	12	1
Sex Offenses, Nonforcible	0	0	0	0	0	0	0	0	0	0
Stolen Property Offenses (Receiving, etc.)	1	0	1	1	0	0	0	0	2	1
Weapon Law Violations	5	5	0	0	0	0	0	0	5	5
Total	78	33	23	13	52	41	0	0	153	87

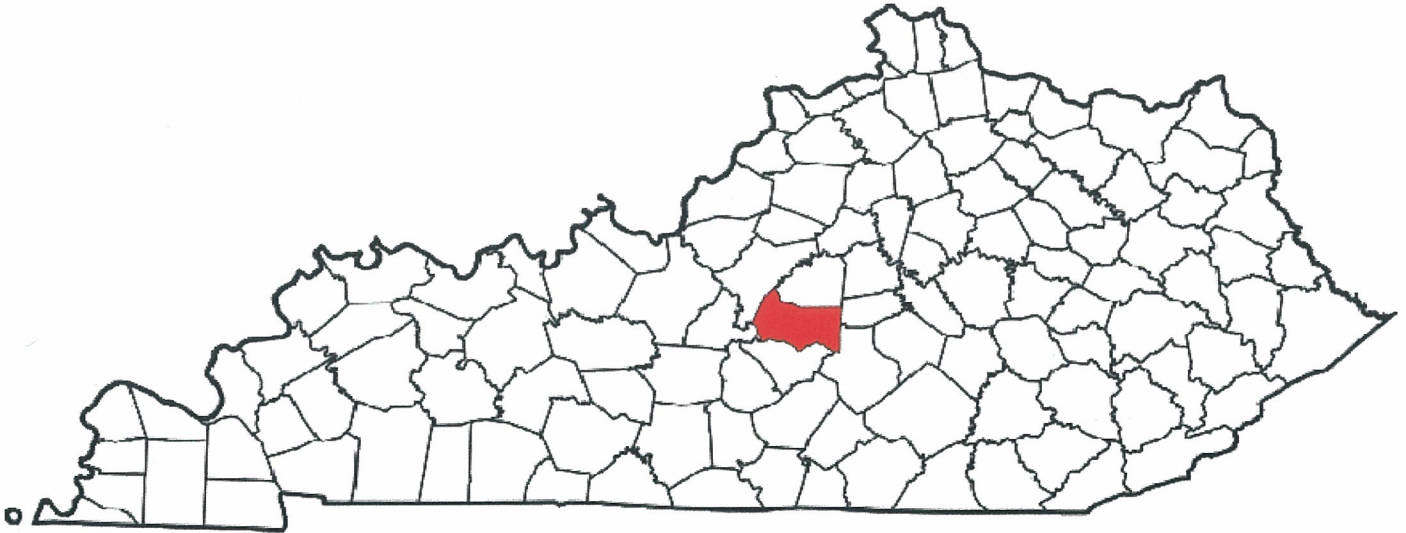
Marion County

A CRIME IS COMMITTED IN MARION COUNTY
APPROXIMATELY EVERY 12 HOURS

FULL TIME SWORN LAW ENFORCEMENT EMPLOYEES

Agency	Male	Female	Total
STATE POLICE	38	0	38
MARION COUNTY SHERIFF'S OFFICE	6	0	6
LEBANON POLICE DEPARTMENT	17	0	17

**Kentucky State Police Troopers may be assigned to multiple counties per post.



County Seat: Lebanon
Population: 20,007
Registered Sex Offenders: 25

MARION COUNTY

Group A Offenses	State Police		Sheriff		Lebanon		All Other Agencies		Total	
By Category	Offenses		Offenses		Offenses		Offenses		Offenses	
	Reported	Cleared	Reported	Cleared	Reported	Cleared	Reported	Cleared	Reported	Cleared
Arson	2	1	0	0	0	0	0	0	2	1
Assault Offenses	22	17	10	5	21	10	0	0	53	32
Bribery	0	0	0	0	0	0	0	0	0	0
Burglary/Breaking and Entering	5	2	27	2	30	1	0	0	62	5
Counterfeiting/Forgery	0	0	4	0	25	0	0	0	29	0
Destruction/Damage/Vandalism Of Property	4	3	46	0	73	7	0	0	123	10
Drug/Narcotic Offenses	84	52	24	1	94	51	0	0	202	104
Embezzlement	0	0	0	0	0	0	0	0	0	0
Extortion/Blackmail	0	0	0	0	0	0	0	0	0	0
Fraud Offenses	1	0	7	0	6	1	0	0	14	1
Gambling Offenses	0	0	0	0	0	0	0	0	0	0
Homicide Offenses	1	0	0	0	0	0	0	0	1	0
Kidnapping/Abduction	0	0	0	0	0	0	0	0	0	0
Larceny/Theft Offenses	2	1	51	2	97	31	1	1	151	35
Motor Vehicle Theft	1	1	4	0	3	1	0	0	8	2
Pornography/Obscene Material	4	2	0	0	0	0	0	0	4	2
Prostitution Offenses	0	0	0	0	0	0	0	0	0	0
Robbery	0	0	1	0	3	0	0	0	4	0
Sex Offenses, Forcible	19	10	7	1	8	0	0	0	34	11
Sex Offenses, Nonforcible	0	0	0	0	0	0	0	0	0	0
Stolen Property Offenses (Receiving, etc.)	2	2	8	0	10	5	0	0	20	7
Weapon Law Violations	3	1	4	0	7	3	0	0	14	4
Total	150	92	193	11	377	110	1	1	721	214

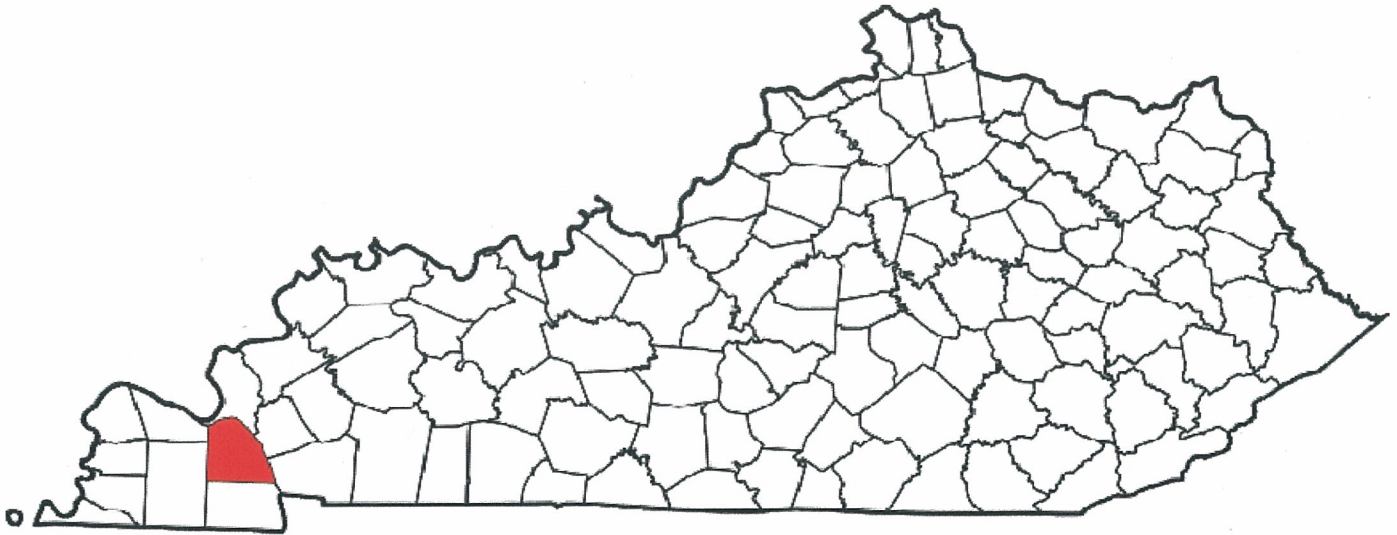
Marshall County

A CRIME IS COMMITTED IN MARSHALL COUNTY
APPROXIMATELY EVERY 6 HOURS

FULL TIME SWORN LAW ENFORCEMENT EMPLOYEES

Agency	Male	Female	Total
STATE POLICE	38	2	40
MARSHALL COUNTY SHERIFF'S OFFICE	19	2	21
BENTON POLICE DEPARTMENT	8	0	8
CALVERT CITY POLICE DEPARTMENT	6	0	6

**Kentucky State Police Troopers may be assigned to multiple counties per post.



County Seat: Benton
Population: 30,953
Registered Sex Offenders: 52

MARSHALL COUNTY

Group A Offenses	State Police		Sheriff		Benton		Calvert City		All Other Agencies		Total		
By Category	Offenses		Offenses		Offenses		Offenses		Offenses		Offenses		
	Reported	Cleared	Reported	Cleared	Reported	Cleared	Reported	Cleared	Reported	Cleared	Reported	Cleared	
Arson	2	0	5	2	2	0	0	0	0	0	0	9	2
Assault Offenses	19	18	114	63	19	14	18	12	0	0	0	170	107
Bribery	0	0	1	1	0	0	0	0	0	0	0	1	1
Burglary/Breaking and Entering	7	3	133	14	28	3	19	0	0	0	0	187	20
Counterfeiting/Forgery	3	3	9	3	4	0	1	1	0	0	0	17	7
Destruction/Damage/Vandalism Of Property	5	4	79	14	4	1	6	1	0	0	0	94	20
Drug/Narcotic Offenses	26	23	323	251	23	12	66	64	0	0	0	438	350
Embezzlement	0	0	0	0	0	0	0	0	0	0	0	0	0
Extortion/Blackmail	1	0	0	0	0	0	0	0	0	0	0	1	0
Fraud Offenses	9	3	31	4	4	0	1	1	0	0	0	45	8
Gambling Offenses	0	0	0	0	0	0	0	0	0	0	0	0	0
Homicide Offenses	0	0	0	0	0	0	0	0	0	0	0	0	0
Kidnapping/Abduction	1	1	2	1	1	1	0	0	0	0	0	4	3
Larceny/Theft Offenses	9	3	143	34	78	32	40	18	3	0	0	273	87
Motor Vehicle Theft	2	1	20	5	0	0	2	1	0	0	0	24	7
Pornography/Obscene Material	4	3	81	81	0	0	0	0	0	0	0	85	84
Prostitution Offenses	0	0	0	0	0	0	0	0	0	0	0	0	0
Robbery	0	0	0	0	2	2	0	0	0	0	0	2	2
Sex Offenses, Forcible	21	10	17	11	0	0	0	0	0	0	0	38	21
Sex Offenses, Nonforcible	2	0	0	0	0	0	0	0	0	0	0	2	0
Stolen Property Offenses (Receiving, etc.)	3	2	11	5	4	3	2	1	0	0	0	20	11
Weapon Law Violations	4	4	3	2	1	1	1	1	0	0	0	9	8
Total	118	78	972	491	170	69	156	100	3	0	0	1419	738

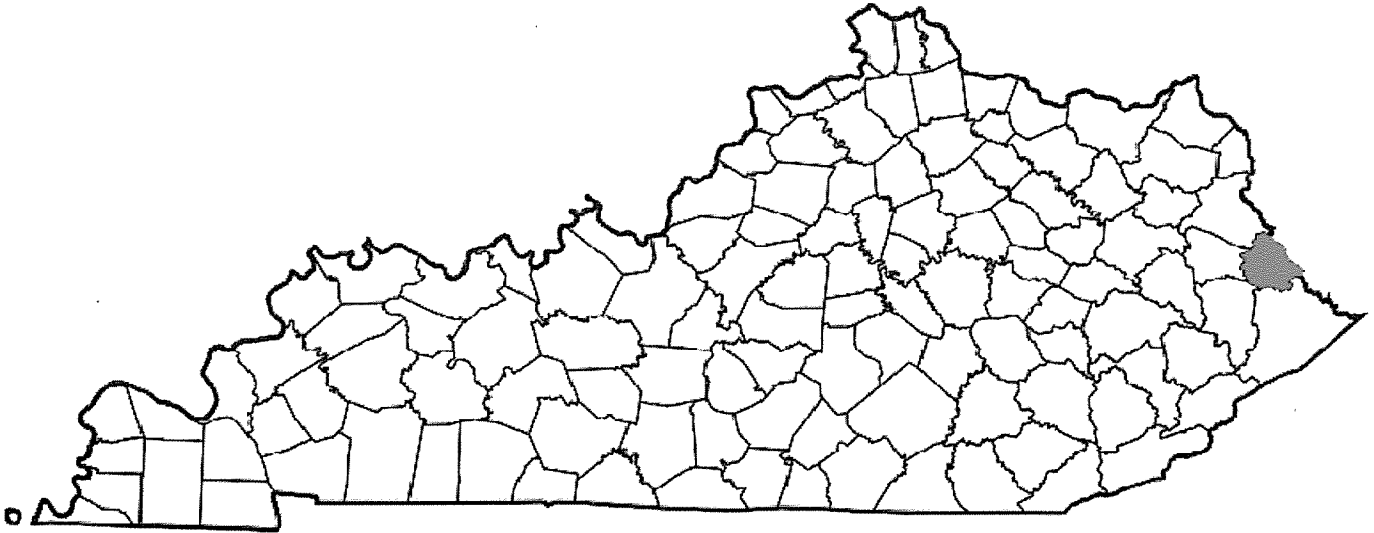
Martin County

A CRIME IS COMMITTED IN MARTIN COUNTY
APPROXIMATELY EVERY 1.4 DAYS

FULL TIME SWORN LAW ENFORCEMENT EMPLOYEES

Agency	Male	Female	Total
STATE POLICE	56	1	57
MARTIN COUNTY SHERIFF'S OFFICE	4	0	4
INEZ POLICE DEPARTMENT	1	0	1

**Kentucky State Police Troopers may be assigned to multiple counties per post.



County Seat: Inez
Population: 12,537
Registered Sex Offenders: 12

**MARTIN
COUNTY**

Group A Offenses	State Police		Sheriff		Inez		All Other Agencies		Total	
By Category	Offenses		Offenses		Offenses		Offenses		Offenses	
	Reported	Cleared	Reported	Cleared	Reported	Cleared	Reported	Cleared	Reported	Cleared
Arson	2	1	0	0	0	0	0	0	2	1
Assault Offenses	8	5	5	2	0	0	0	0	13	7
Bribery	0	0	0	0	0	0	0	0	0	0
Burglary/Breaking and Entering	9	3	32	1	2	0	0	0	43	4
Counterfeiting/Forgery	0	0	11	0	0	0	0	0	11	0
Destruction/Damage/Vandalism Of Property	3	0	5	0	0	0	0	0	8	0
Drug/Narcotic Offenses	26	10	8	8	2	2	0	0	36	20
Embezzlement	0	0	0	0	0	0	0	0	0	0
Extortion/Blackmail	0	0	0	0	0	0	0	0	0	0
Fraud Offenses	1	0	14	0	0	0	0	0	15	0
Gambling Offenses	3	0	0	0	0	0	0	0	3	0
Homicide Offenses	0	0	0	0	0	0	0	0	0	0
Kidnapping/Abduction	0	0	1	0	0	0	0	0	1	0
Larceny/Theft Offenses	17	5	55	0	3	0	0	0	75	5
Motor Vehicle Theft	5	2	17	0	1	0	0	0	23	2
Pornography/Obscene Material	1	0	0	0	0	0	0	0	1	0
Prostitution Offenses	0	0	0	0	0	0	0	0	0	0
Robbery	0	0	2	1	0	0	0	0	2	1
Sex Offenses, Forcible	10	3	0	0	0	0	0	0	10	3
Sex Offenses, Nonforcible	3	2	0	0	0	0	0	0	3	2
Stolen Property Offenses (Receiving, etc.)	6	1	0	0	0	0	0	0	6	1
Weapon Law Violations	0	0	0	0	0	0	0	0	0	0
Total	94	32	150	12	8	2	0	0	252	46

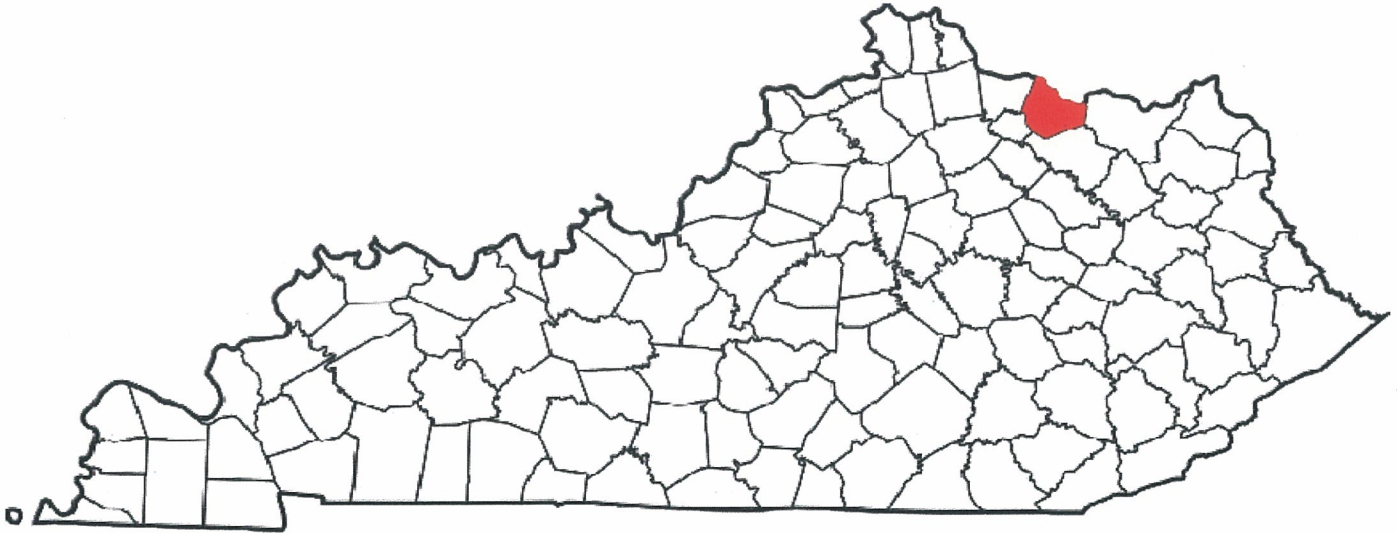
Mason County

A CRIME IS COMMITTED IN MASON COUNTY
APPROXIMATELY EVERY 7 HOURS

FULL TIME SWORN LAW ENFORCEMENT EMPLOYEES

Agency	Male	Female	Total
STATE POLICE	45	1	46
MASON COUNTY SHERIFF'S OFFICE	12	1	13
MAYSVILLE POLICE DEPARTMENT	24	1	25

**Kentucky State Police Troopers may be assigned to multiple counties per post.



County Seat: Maysville
Population: 17,166
Registered Sex Offenders: 34

MASON COUNTY

Group A Offenses	State Police		Sheriff		Maysville		All Other Aencies		Total	
By Category	Offenses		Offenses		Offenses		Offenses		Offenses	
	Reported	Cleared	Reported	Cleared	Reported	Cleared	Reported	Cleared	Reported	Cleared
Arson	0	0	0	0	1	0	0	0	1	0
Assault Offenses	0	0	37	22	155	31	0	0	192	53
Bribery	0	0	0	0	0	0	0	0	0	0
Burglary/Breaking and Entering	0	0	40	3	70	9	0	0	110	12
Counterfeiting/Forgery	0	0	6	0	20	2	0	0	26	2
Destruction/Damage/Vandalism Of Property	1	0	14	3	114	5	0	0	129	8
Drug/Narcotic Offenses	7	2	70	64	182	77	0	0	259	143
Embezzlement	0	0	0	0	0	0	0	0	0	0
Extortion/Blackmail	0	0	0	0	0	0	0	0	0	0
Fraud Offenses	0	0	16	7	13	2	0	0	29	9
Gambling Offenses	0	0	0	0	0	0	0	0	0	0
Homicide Offenses	0	0	1	1	0	0	0	0	1	1
Kidnapping/Abduction	0	0	0	0	2	0	0	0	2	0
Larceny/Theft Offenses	2	0	50	11	292	64	0	0	344	75
Motor Vehicle Theft	2	2	3	1	3	1	0	0	8	4
Pornography/Obscene Material	0	0	3	1	0	0	0	0	3	1
Prostitution Offenses	0	0	0	0	0	0	0	0	0	0
Robbery	0	0	1	0	3	0	0	0	4	0
Sex Offenses, Forcible	5	5	7	7	13	3	0	0	25	15
Sex Offenses, Nonforcible	0	0	0	0	0	0	0	0	0	0
Stolen Property Offenses (Receiving, etc.)	0	0	8	3	6	2	0	0	14	5
Weapon Law Violations	0	0	4	4	2	1	0	0	6	5
Total	17	9	260	127	876	197	0	0	1153	333

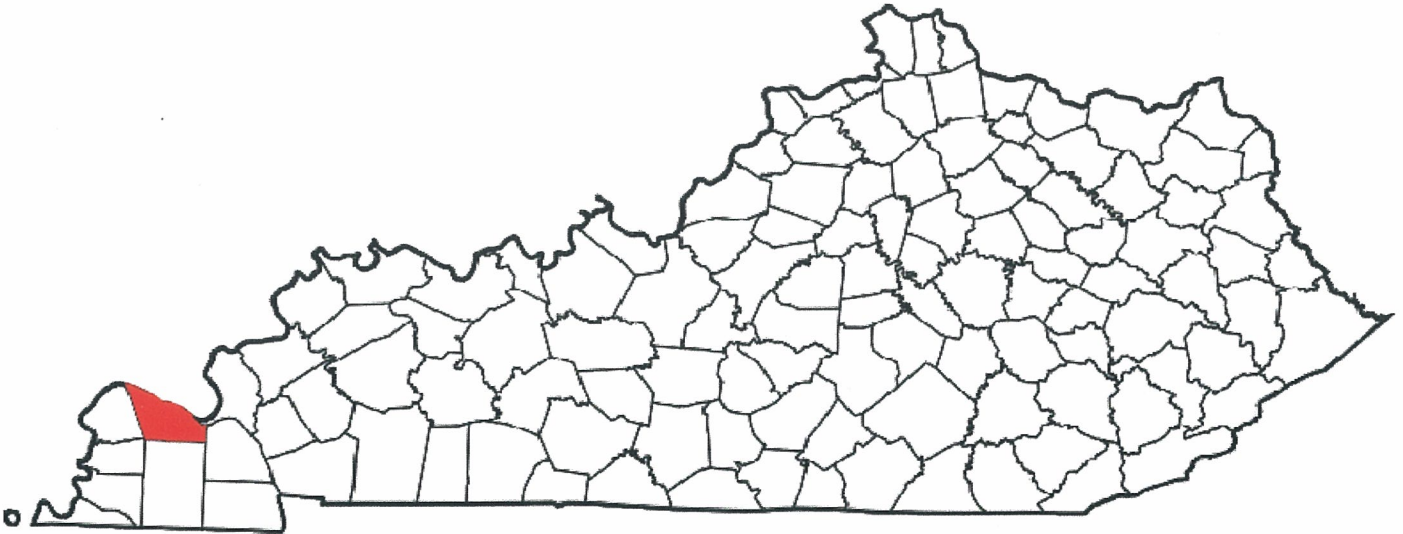
McCracken County

A CRIME IS COMMITTED IN MCCRACKEN COUNTY
APPROXIMATELY EVERY 1 HOUR

FULL TIME SWORN LAW ENFORCEMENT EMPLOYEES

Agency	Male	Female	Total
STATE POLICE	38	2	40
MCCRACKEN COUNTY SHERIFF'S OFFICE	34	4	38
PADUCAH POLICE DEPARTMENT	68	6	74
MCCRACKEN CO. SCHOOLS	8	0	8

**Kentucky State Police Troopers may be assigned to multiple counties per post.



County Seat: Paducah
Population: 65,316
Registered Sex Offenders: 132

**MCCRACKEN
COUNTY**

Group A Offenses	State Police		Sheriff		Paducah		McCracken Co. School		All Other Agencies		Total	
By Category	Offenses		Offenses		Offenses		Offenses		Offenses		Offenses	
	Reported	Cleared	Reported	Cleared	Reported	Cleared	Reported	Cleared	Reported	Cleared	Reported	Cleared
Arson	0	0	2	0	4	1	0	0	0	0	6	1
Assault Offenses	15	10	415	219	659	200	3	1	0	0	1092	430
Bribery	0	0	386	0	1	1	0	0	0	0	387	1
Burglary/Breaking and Entering	2	2	148	28	133	27	0	0	0	0	283	57
Counterfeiting/Forgery	4	4	28	3	121	90	0	0	0	0	153	97
Destruction/Damage/Vandalism Of Property	2	2	147	55	310	32	1	0	0	0	460	89
Drug/Narcotic Offenses	49	25	365	305	809	700	8	3	0	0	1231	1033
Embezzlement	0	0	0	0	0	0	0	0	0	0	0	0
Extortion/Blackmail	1	0	1	0	0	0	0	0	0	0	2	0
Fraud Offenses	6	2	185	17	337	265	2	0	0	0	530	284
Gambling Offenses	0	0	0	0	0	0	0	0	0	0	0	0
Homicide Offenses	0	0	2	2	3	3	0	0	0	0	5	5
Kidnapping/Abduction	0	0	9	5	7	4	0	0	0	0	16	9
Larceny/Theft Offenses	10	2	273	62	1352	583	6	1	0	0	1641	648
Motor Vehicle Theft	1	0	32	9	51	9	0	0	0	0	84	18
Pornography/Obscene Material	0	0	2	2	8	7	0	0	0	0	10	9
Prostitution Offenses	1	0	1	1	3	2	0	0	0	0	5	3
Robbery	0	0	8	1	40	18	0	0	0	0	48	19
Sex Offenses, Forcible	7	3	36	18	34	25	1	1	0	0	78	47
Sex Offenses, Nonforcible	2	2	1	1	2	2	0	0	0	0	5	5
Stolen Property Offenses (Receiving, etc.)	2	2	8	5	32	25	0	0	0	0	42	32
Weapon Law Violations	3	3	13	13	52	42	0	0	0	0	68	58
Total	105	57	2062	746	3958	2036	21	6	0	0	6146	2845

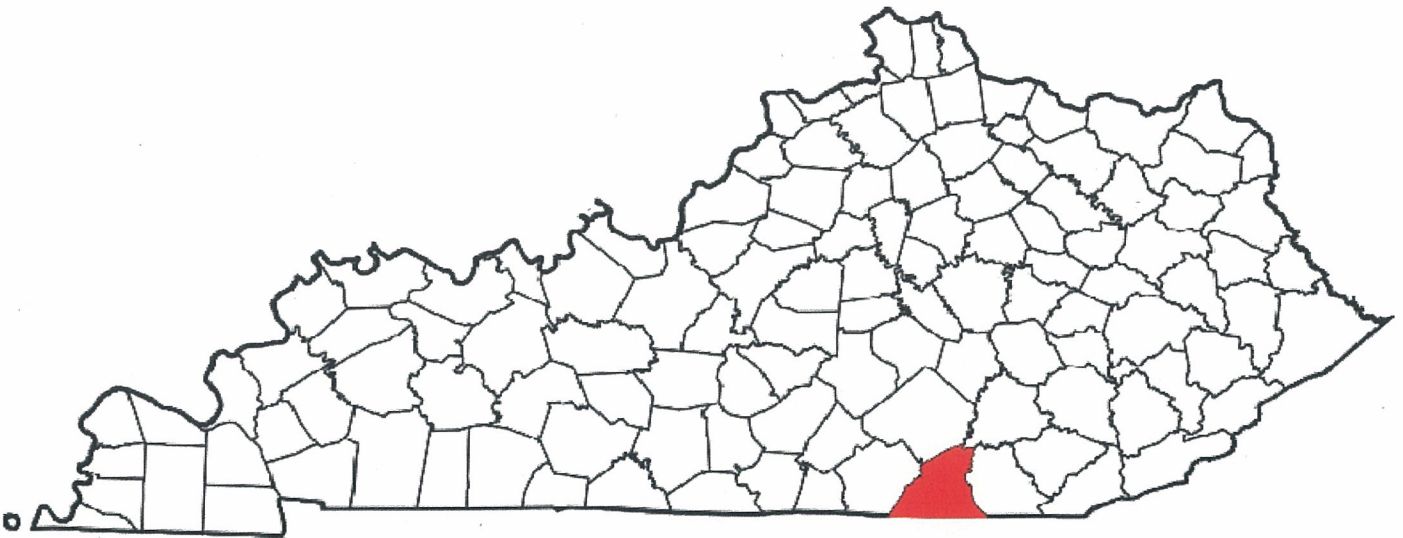
McCreary County

A CRIME IS COMMITTED IN MCCREARY COUNTY
APPROXIMATELY EVERY 1 DAY

FULL TIME SWORN LAW ENFORCEMENT EMPLOYEES

Agency	Male	Female	Total
STATE POLICE	46	3	49
MCCREARY COUNTY SHERIFF'S OFFICE	5	0	5

**Kentucky State Police Troopers may be assigned to multiple counties per post.



County Seat: Whitley City
Population: 17,863
Registered Sex Offenders: 28

**MCCREARY
COUNTY**

Group A Offenses	State Police		Sheriff		All Other Agencies		-		Total	
By Category	Offenses		Offenses		Offenses		Offenses		Offenses	
	Reported	Cleared	Reported	Cleared	Reported	Cleared	Reported	Cleared	Reported	Cleared
Arson	3	1	0	0	0	0			3	1
Assault Offenses	25	24	3	0	1	1			29	25
Bribery	0	0	0	0	0	0			0	0
Burglary/Breaking and Entering	25	8	22	0	0	0			47	8
Counterfeiting/Forgery	15	15	0	0	0	0			15	15
Destruction/Damage/Vandalism Of Property	6	1	14	0	2	0			22	1
Drug/Narcotic Offenses	81	66	7	0	26	0			114	66
Embezzlement	0	0	0	0	0	0			0	0
Extortion/Blackmail	0	0	0	0	0	0			0	0
Fraud Offenses	4	4	1	0	0	0			5	4
Gambling Offenses	0	0	0	0	0	0			0	0
Homicide Offenses	1	0	0	0	0	0			1	0
Kidnapping/Abduction	0	0	0	0	0	0			0	0
Larceny/Theft Offenses	26	10	38	0	4	0			68	10
Motor Vehicle Theft	6	0	12	0	1	1			19	1
Pornography/Obscene Material	0	0	0	0	0	0			0	0
Prostitution Offenses	0	0	0	0	0	0			0	0
Robbery	1	0	0	0	0	0			1	0
Sex Offenses, Forcible	14	7	1	0	0	0			15	7
Sex Offenses, Nonforcible	1	0	0	0	0	0			1	0
Stolen Property Offenses (Receiving, etc.)	3	2	1	0	0	0			4	2
Weapon Law Violations	1	1	0	0	0	0			1	1
Total	212	139	99	0	34	2	0	0	345	141

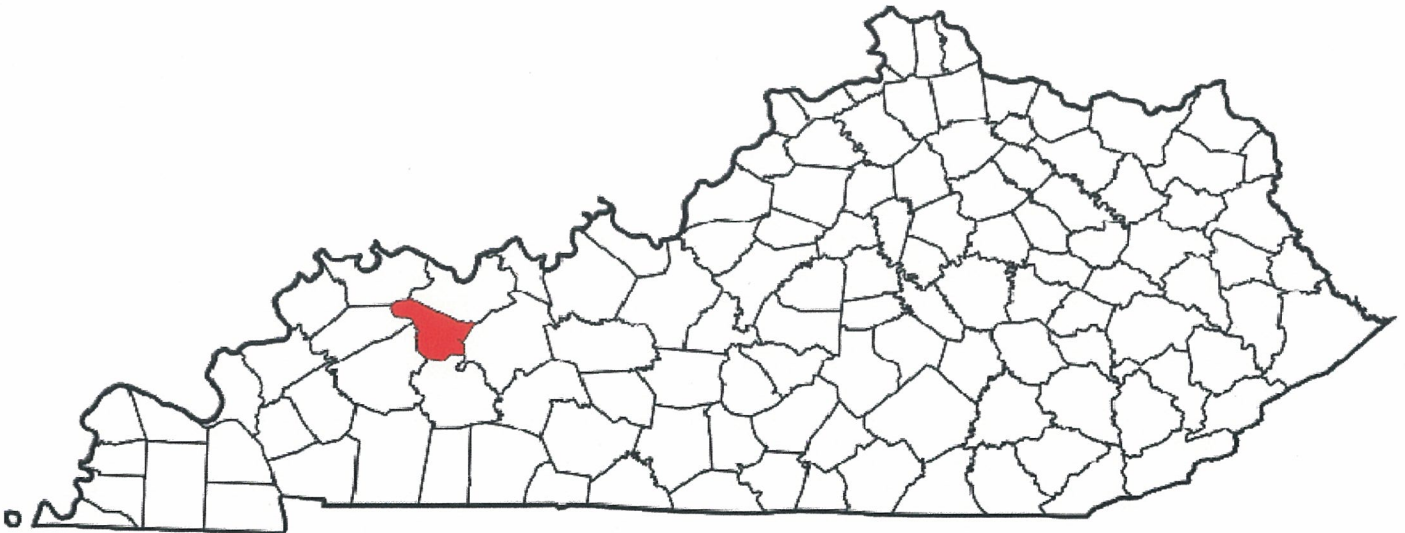
McLean County

**A CRIME IS COMMITTED IN MCLEAN COUNTY
APPROXIMATELY EVERY 1.5 DAYS**

FULL TIME SWORN LAW ENFORCEMENT EMPLOYEES

Agency	Male	Female	Total
STATE POLICE	32	0	32
MCLEAN COUNTY SHERIFF'S OFFICE	8	0	8
MCLEAN COUNTY SCHOOL POLICE	1	0	1

**Kentucky State Police Troopers may be assigned to multiple counties per post.



County Seat: Calhoun
Population: 9,478
Registered Sex Offenders: 13

**MCLEAN
COUNTY**

Group A Offenses	State Police		Sheriff		All Other Agencies		-		Total	
By Category	Offenses		Offenses		Offenses		Offenses		Offenses	
	Reported	Cleared	Reported	Cleared	Reported	Cleared	Reported	Cleared	Reported	Cleared
Arson	0	0	0	0	0	0			0	0
Assault Offenses	5	5	21	18	0	0			26	23
Bribery	0	0	0	0	0	0			0	0
Burglary/Breaking and Entering	5	3	26	8	0	0			31	11
Counterfeiting/Forgery	0	0	4	3	0	0			4	3
Destruction/Damage/Vandalism Of Property	5	5	13	6	0	0			18	11
Drug/Narcotic Offenses	8	7	52	38	23	8			83	53
Embezzlement	0	0	0	0	0	0			0	0
Extortion/Blackmail	0	0	0	0	0	0			0	0
Fraud Offenses	2	2	10	10	1	0			13	12
Gambling Offenses	0	0	0	0	0	0			0	0
Homicide Offenses	0	0	0	0	0	0			0	0
Kidnapping/Abduction	0	0	0	0	0	0			0	0
Larceny/Theft Offenses	1	0	30	12	0	0			31	12
Motor Vehicle Theft	0	0	5	1	0	0			5	1
Pornography/Obscene Material	0	0	11	6	0	0			11	6
Prostitution Offenses	0	0	0	0	0	0			0	0
Robbery	0	0	0	0	0	0			0	0
Sex Offenses, Forcible	2	1	1	1	0	0			3	2
Sex Offenses, Nonforcible	0	0	1	1	0	0			1	1
Stolen Property Offenses (Receiving, etc.)	2	0	1	1	0	0			3	1
Weapon Law Violations	5	5	1	1	0	0			6	6
Total	35	28	176	106	24	0	0	0	235	142

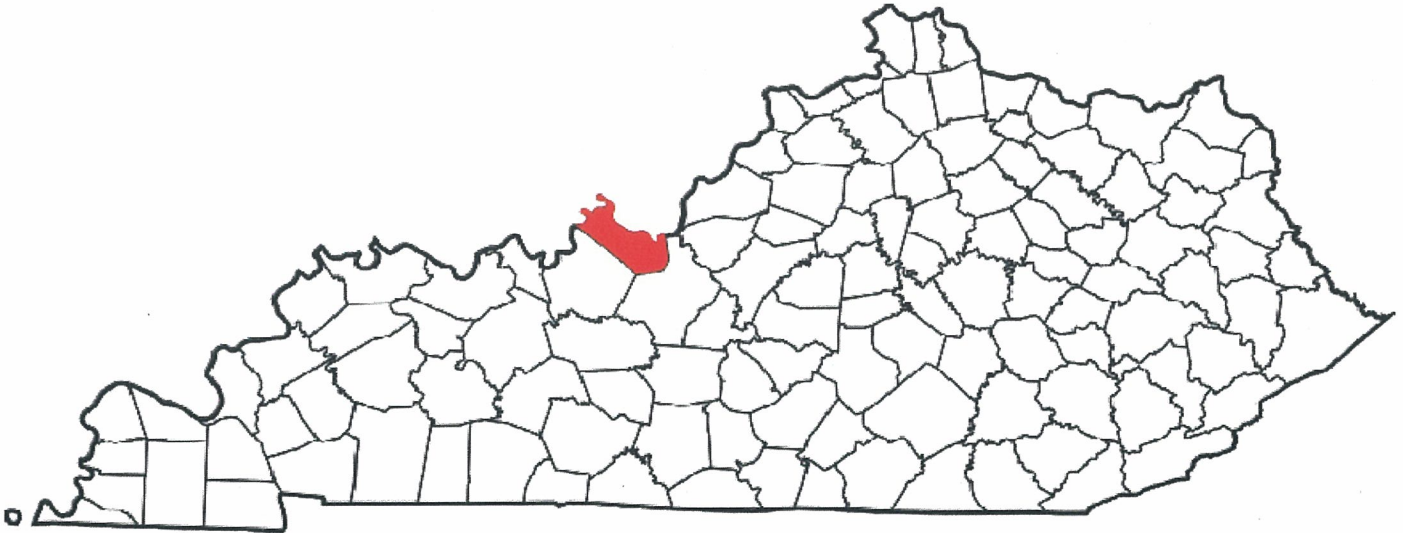
Meade County

A CRIME IS COMMITTED IN MEADE COUNTY
APPROXIMATELY EVERY 12 HOURS

FULL TIME SWORN LAW ENFORCEMENT EMPLOYEES

Agency	Male	Female	Total
STATE POLICE	47	0	47
MEADE COUNTY SHERIFF'S OFFICE	11	0	11
BRANDENBURG POLICE DEPARTMENT	5	0	5
MULDRAUGH POLICE DEPARTMENT	4	0	4

**Kentucky State Police Troopers may be assigned to multiple counties per post.



County Seat: Brandenburg
Population: 29,139
Registered Sex Offenders: 52

**MEADE
COUNTY**

Group A Offenses	State Police		Sheriff		Brandenburg		Muldraugh		All Other Agencies		Total	
By Category	Offenses		Offenses		Offenses		Offenses		Offenses		Offenses	
	Reported	Cleared	Reported	Cleared	Reported	Cleared	Reported	Cleared	Reported	Cleared	Reported	Cleared
Arson	0	0	1	1	0	0	0	0	0	0	1	1
Assault Offenses	14	13	48	40	7	7	16	11	0	0	85	71
Bribery	0	0	0	0	0	0	0	0	0	0	0	0
Burglary/Breaking and Entering	4	0	56	12	10	4	3	3	0	0	73	19
Counterfeiting/Forgery	0	0	10	10	0	0	0	0	0	0	10	10
Destruction/Damage/Vandalism Of Property	2	1	28	17	8	5	8	6	0	0	46	29
Drug/Narcotic Offenses	14	3	155	143	29	25	36	36	1	1	235	208
Embezzlement	0	0	0	0	0	0	0	0	0	0	0	0
Extortion/Blackmail	0	0	0	0	0	0	0	0	0	0	0	0
Fraud Offenses	1	0	10	1	5	0	6	0	0	0	22	1
Gambling Offenses	0	0	0	0	0	0	0	0	0	0	0	0
Homicide Offenses	0	0	1	1	1	0	0	0	0	0	2	1
Kidnapping/Abduction	0	0	3	2	0	0	1	1	0	0	4	3
Larceny/Theft Offenses	3	1	72	13	31	11	11	2	0	0	117	27
Motor Vehicle Theft	0	0	20	4	3	1	3	0	0	0	26	5
Pornography/Obscene Material	0	0	0	0	0	0	0	0	0	0	0	0
Prostitution Offenses	0	0	0	0	0	0	0	0	0	0	0	0
Robbery	2	2	0	0	1	1	0	0	0	0	3	3
Sex Offenses, Forcible	24	14	1	0	0	0	1	0	0	0	26	14
Sex Offenses, Nonforcible	2	0	0	0	0	0	0	0	0	0	2	0
Stolen Property Offenses (Receiving, etc.)	0	0	6	3	1	0	4	2	0	0	11	5
Weapon Law Violations	3	0	8	8	1	1	3	3	0	0	15	12
Total	69	34	419	255	97	55	92	64	1	1	678	409

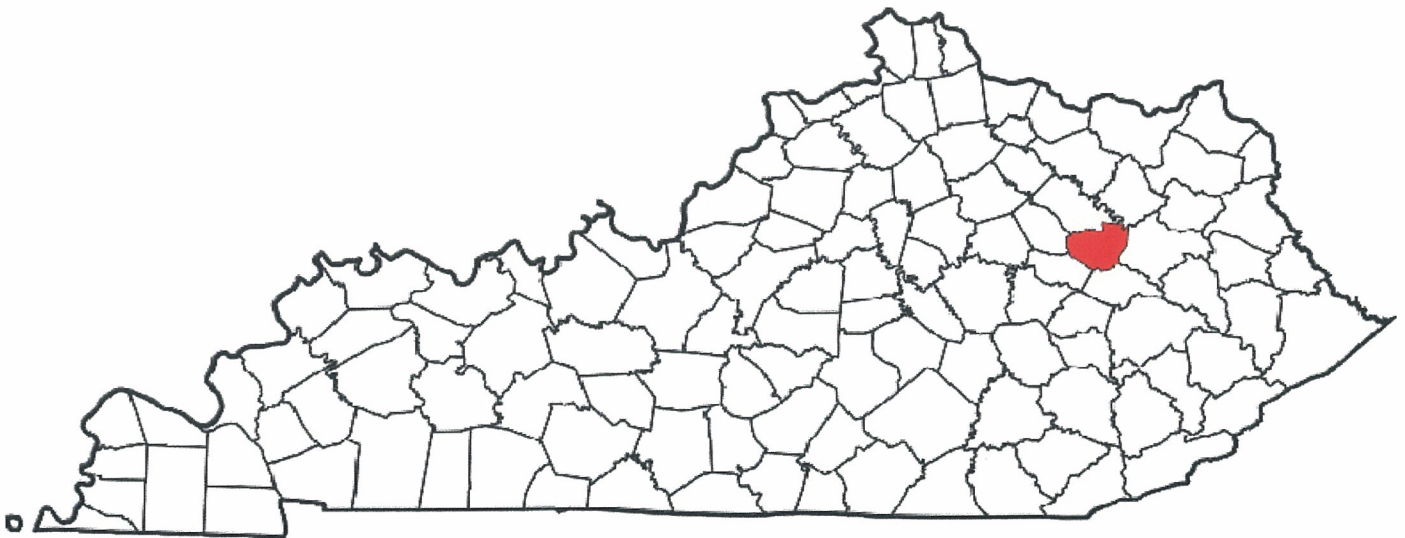
Menifee County

A CRIME IS COMMITTED IN MENIFEE COUNTY
APPROXIMATELY EVERY 1 DAY

FULL TIME SWORN LAW ENFORCEMENT EMPLOYEES

Agency	Male	Female	Total
STATE POLICE	45	1	46
MENIFEE COUNTY SHERIFF'S OFFICE	12	2	14

**Kentucky State Police Troopers may be assigned to multiple counties per post.



County Seat: Frenchburg
Population: 6,287
Registered Sex Offenders: 10

**MENIFEE
COUNTY**

Group A Offenses	State Police		Sheriff		All Other Agencies		-		Total	
By Category	Offenses		Offenses		Offenses		Offenses		Offenses	
	Reported	Cleared	Reported	Cleared	Reported	Cleared	Reported	Cleared	Reported	Cleared
Arson	1	0	0	0	0	0			1	0
Assault Offenses	11	11	5	1	0	0			16	12
Bribery	0	0	0	0	0	0			0	0
Burglary/Breaking and Entering	17	1	17	0	0	0			34	1
Counterfeiting/Forgery	2	1	0	0	0	0			2	1
Destruction/Damage/Vandalism Of Property	6	3	3	0	0	0			9	3
Drug/Narcotic Offenses	4	4	1	1	0	0			5	5
Embezzlement	0	0	0	0	0	0			0	0
Extortion/Blackmail	0	0	0	0	0	0			0	0
Fraud Offenses	0	0	7	0	0	0			7	0
Gambling Offenses	0	0	0	0	0	0			0	0
Homicide Offenses	0	0	0	0	0	0			0	0
Kidnapping/Abduction	0	0	0	0	0	0			0	0
Larceny/Theft Offenses	6	1	247	4	0	0			253	5
Motor Vehicle Theft	2	0	4	0	0	0			6	0
Pornography/Obscene Material	0	0	0	0	0	0			0	0
Prostitution Offenses	0	0	0	0	0	0			0	0
Robbery	0	0	0	0	0	0			0	0
Sex Offenses, Forcible	1	0	0	0	0	0			1	0
Sex Offenses, Nonforcible	0	0	0	0	0	0			0	0
Stolen Property Offenses (Receiving, etc.)	1	1	1	1	0	0			2	2
Weapon Law Violations	1	1	2	0	0	0			3	1
Total	52	23	287	7	0	0	0	0	339	30

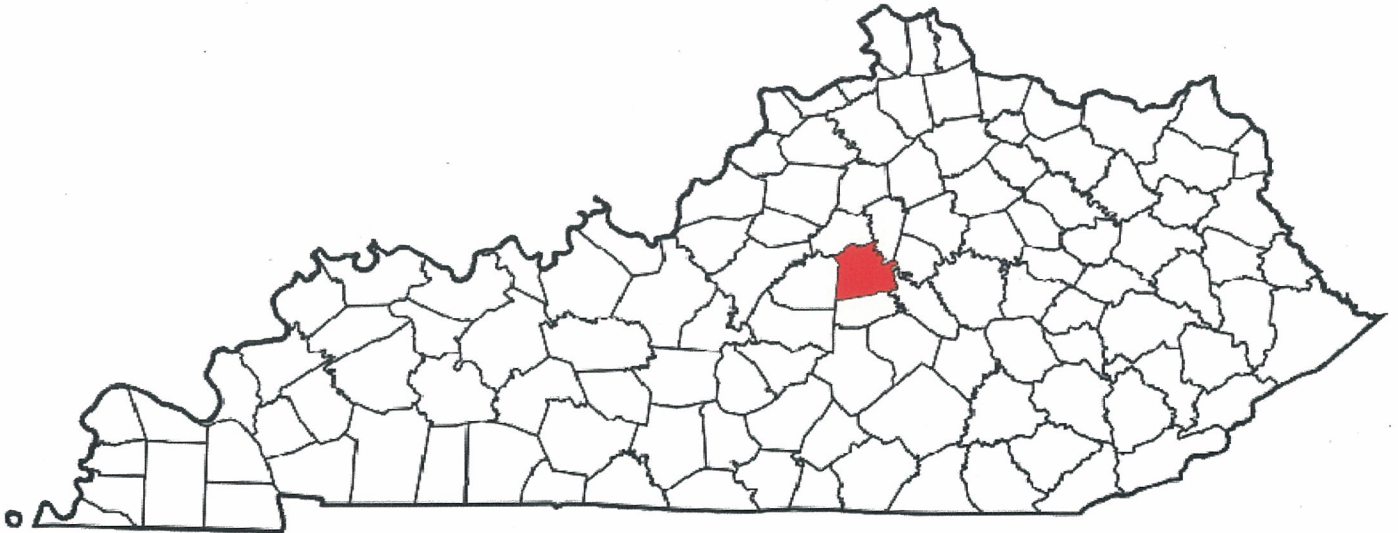
Mercer County

A CRIME IS COMMITTED IN MERCER COUNTY
APPROXIMATELY EVERY 9 HOURS

FULL TIME SWORN LAW ENFORCEMENT EMPLOYEES

Agency	Male	Female	Total
STATE POLICE	43	0	43
MERCER COUNTY SHERIFF'S OFFICE	8	0	8
HARRODSBURG POLICE DEPARTMENT	20	0	20

**Kentucky State Police Troopers may be assigned to multiple counties per post.



County Seat: Harrodsburg
Population: 21,319
Registered Sex Offenders: 108

**MERCER
COUNTY**

Group A Offenses	State Police		Sheriff		Harrodsburg		All Other Agencies		Total	
By Category	Offenses		Offenses		Offenses		Offenses		Offenses	
	Reported	Cleared	Reported	Cleared	Reported	Cleared	Reported	Cleared	Reported	Cleared
Arson	0	0	0	0	2	0	0	0	2	0
Assault Offenses	3	2	17	7	95	59	0	0	115	68
Bribery	0	0	0	0	0	0	0	0	0	0
Burglary/Breaking and Entering	0	0	16	4	74	22	0	0	90	26
Counterfeiting/Forgery	1	1	6	3	40	7	0	0	47	11
Destruction/Damage/Vandalism Of Property	0	0	10	5	37	7	0	0	47	12
Drug/Narcotic Offenses	9	3	58	48	154	134	0	0	221	185
Embezzlement	0	0	0	0	0	0	0	0	0	0
Extortion/Blackmail	0	0	0	0	0	0	0	0	0	0
Fraud Offenses	2	1	6	1	7	1	0	0	15	3
Gambling Offenses	0	0	0	0	0	0	0	0	0	0
Homicide Offenses	0	0	0	0	0	0	0	0	0	0
Kidnapping/Abduction	0	0	2	1	1	0	0	0	3	1
Larceny/Theft Offenses	1	1	33	8	223	122	0	0	257	131
Motor Vehicle Theft	1	1	3	2	13	1	0	0	17	4
Pornography/Obscene Material	0	0	1	0	8	3	0	0	9	3
Prostitution Offenses	0	0	0	0	0	0	0	0	0	0
Robbery	0	0	0	0	1	1	0	0	1	1
Sex Offenses, Forcible	2	2	4	2	10	2	0	0	16	6
Sex Offenses, Nonforcible	1	1	1	0	0	0	0	0	2	1
Stolen Property Offenses (Receiving, etc.)	1	1	3	1	17	5	0	0	21	7
Weapon Law Violations	1	1	9	9	10	10	0	0	20	20
Total	22	14	169	91	692	374	0	0	883	479

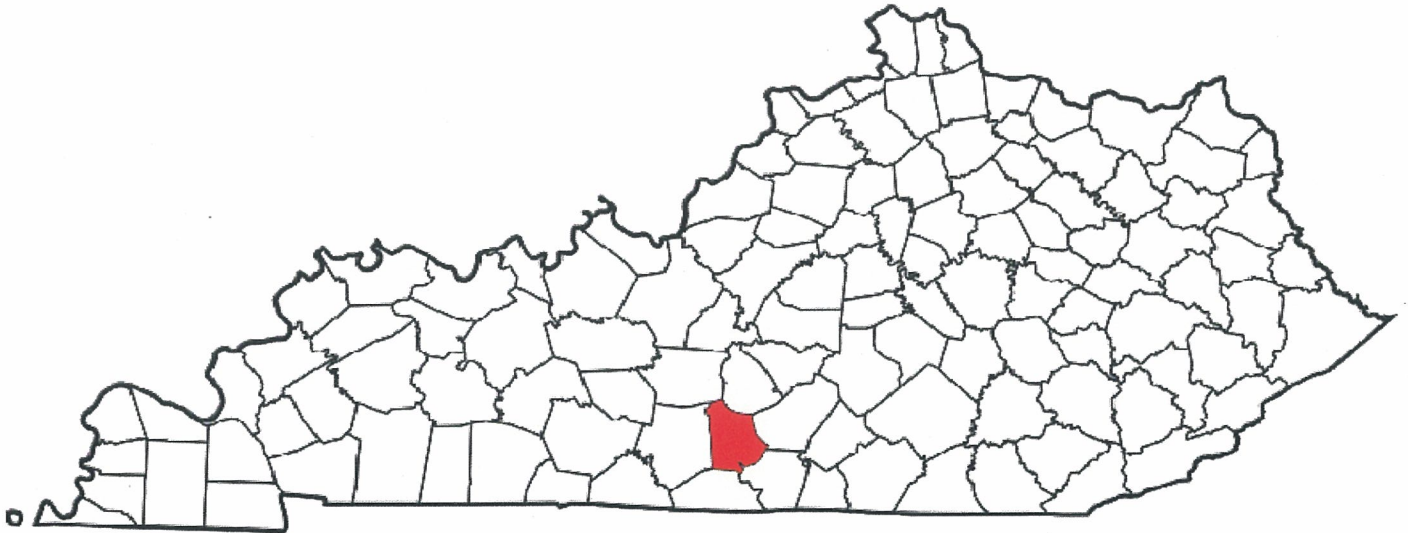
Metcalfe County

A CRIME IS COMMITTED IN METCALFE COUNTY
APPROXIMATELY EVERY 1.7 DAYS

FULL TIME SWORN LAW ENFORCEMENT EMPLOYEES

Agency	Male	Female	Total
STATE POLICE	38	0	38
METCALFE COUNTY SHERIFF'S OFFICE	4	0	4
EDMONTON POLICE DEPARTMENT	6	0	6

**Kentucky State Police Troopers may be assigned to multiple counties per post.



County Seat: Edmonton
Population: 9,990
Registered Sex Offenders: 29

**METCALFE
COUNTY**

Group A Offenses	State Police		Sheriff		Edmonton		All Other Agencies		Total	
By Category	Offenses		Offenses		Offenses		Offenses		Offenses	
	Reported	Cleared	Reported	Cleared	Reported	Cleared	Reported	Cleared	Reported	Cleared
Arson	0	0	1	0	0	0	0	0	1	0
Assault Offenses	14	13	12	7	0	0	0	0	26	20
Bribery	0	0	0	0	0	0	0	0	0	0
Burglary/Breaking and Entering	6	2	34	0	3	0	0	0	43	2
Counterfeiting/Forgery	0	0	1	0	0	0	0	0	1	0
Destruction/Damage/Vandalism Of Property	2	1	3	0	4	0	0	0	9	1
Drug/Narcotic Offenses	39	20	14	0	19	19	0	0	72	39
Embezzlement	0	0	0	0	0	0	0	0	0	0
Extortion/Blackmail	0	0	0	0	0	0	0	0	0	0
Fraud Offenses	4	1	2	0	0	0	0	0	6	1
Gambling Offenses	0	0	0	0	0	0	0	0	0	0
Homicide Offenses	0	0	0	0	0	0	0	0	0	0
Kidnapping/Abduction	0	0	1	1	0	0	0	0	1	1
Larceny/Theft Offenses	4	3	21	1	1	0	0	0	26	4
Motor Vehicle Theft	1	1	10	0	0	0	0	0	11	1
Pornography/Obscene Material	1	1	0	0	0	0	0	0	1	1
Prostitution Offenses	0	0	0	0	0	0	0	0	0	0
Robbery	0	0	0	0	0	0	0	0	0	0
Sex Offenses, Forcible	9	3	0	0	0	0	0	0	9	3
Sex Offenses, Nonforcible	2	0	0	0	0	0	0	0	2	0
Stolen Property Offenses (Receiving, etc.)	1	0	2	0	0	0	0	0	3	0
Weapon Law Violations	0	0	0	0	1	0	0	0	1	0
Total	83	45	101	9	28	19	0	0	212	73

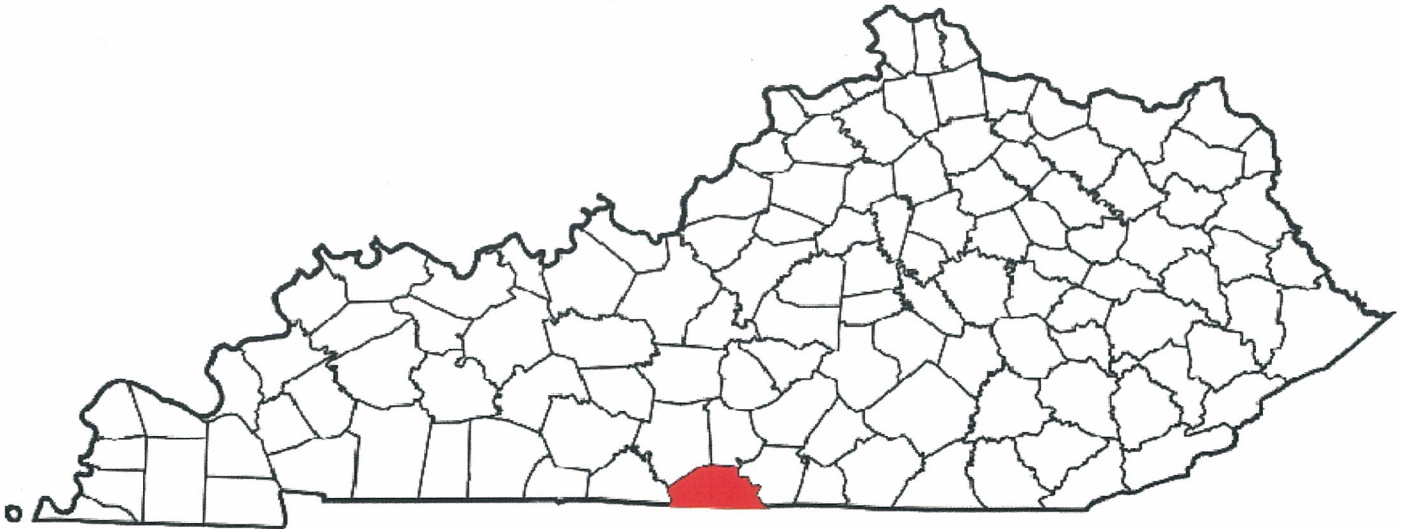
Monroe County

A CRIME IS COMMITTED IN MONROE COUNTY
APPROXIMATELY EVERY 5.7 DAYS

FULL TIME SWORN LAW ENFORCEMENT EMPLOYEES

Agency	Male	Female	Total
STATE POLICE	38	0	38
MONROE COUNTY SHERIFF'S OFFICE	3	0	3
TOMPKINSVILLE POLICE DEPARTMENT	8	0	8
GAMALIEL POLICE DEPARTMENT	1	0	1

**Kentucky State Police Troopers may be assigned to multiple counties per post.



County Seat: Tompkinsville
Population: 10,704
Registered Sex Offenders: 14

**MONROE
COUNTY**

Group A Offenses	State Police		Sheriff		Tompkinsville		Gamaliel		All Other Agencies		Total	
By Category	Offenses		Offenses		Offenses		Offenses		Offenses		Offenses	
	Reported	Cleared	Reported	Cleared	Reported	Cleared	Reported	Cleared	Reported	Cleared	Reported	Cleared
Arson	1	0	0	0	0	0	0	0	0	0	1	0
Assault Offenses	4	3	0	0	1	1	0	0	0	0	5	4
Bribery	0	0	0	0	0	0	0	0	0	0	0	0
Burglary/Breaking and Entering	5	1	0	0	0	0	0	0	0	0	5	1
Counterfeiting/Forgery	1	0	0	0	0	0	0	0	0	0	1	0
Destruction/Damage/Vandalism Of Property	0	0	0	0	1	1	0	0	0	0	1	1
Drug/Narcotic Offenses	17	4	0	0	0	0	0	0	0	0	17	4
Embezzlement	0	0	0	0	0	0	0	0	0	0	0	0
Extortion/Blackmail	0	0	0	0	0	0	0	0	0	0	0	0
Fraud Offenses	2	1	0	0	0	0	0	0	0	0	2	1
Gambling Offenses	0	0	0	0	0	0	0	0	0	0	0	0
Homicide Offenses	1	0	0	0	0	0	0	0	0	0	1	0
Kidnapping/Abduction	0	0	0	0	0	0	0	0	0	0	0	0
Larceny/Theft Offenses	8	3	2	2	2	2	0	0	0	0	12	7
Motor Vehicle Theft	1	0	0	0	0	0	0	0	0	0	1	0
Pornography/Obscene Material	4	3	0	0	0	0	0	0	0	0	4	3
Prostitution Offenses	0	0	0	0	0	0	0	0	0	0	0	0
Robbery	0	0	0	0	0	0	0	0	0	0	0	0
Sex Offenses, Forcible	10	8	0	0	0	0	0	0	0	0	10	8
Sex Offenses, Nonforcible	4	0	0	0	0	0	0	0	0	0	4	0
Stolen Property Offenses (Receiving, etc.)	0	0	0	0	0	0	0	0	0	0	0	0
Weapon Law Violations	0	0	0	0	0	0	0	0	0	0	0	0
Total	58	23	2	2	4	4	0	0	0	0	64	29

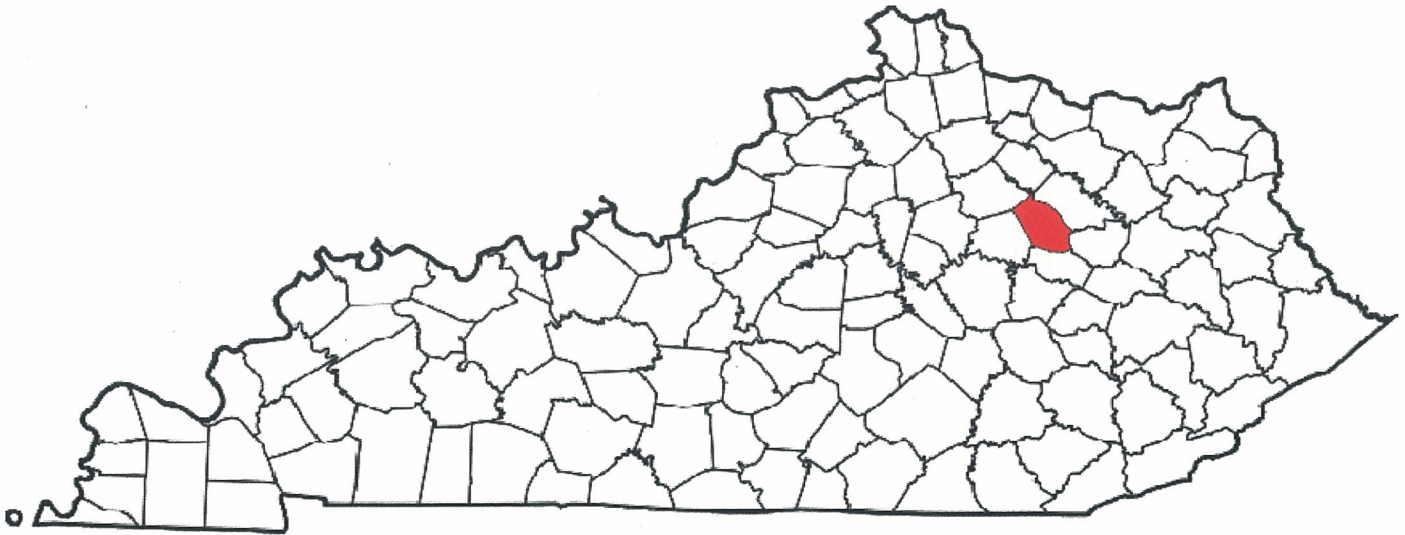
Montgomery County

**A CRIME IS COMMITTED IN MONTGOMERY COUNTY
APPROXIMATELY EVERY 4 HOURS**

FULL TIME SWORN LAW ENFORCEMENT EMPLOYEES

Agency	Male	Female	Total
STATE POLICE	45	1	46
MONTGOMERY COUNTY SHERIFF'S OFFICE	15	0	15
MONTGOMERY COUNTY SCHOOL	3	0	3
MOUNT STERLING POLICE DEPARTMENT	22	1	23

**Kentucky State Police Troopers may be assigned to multiple counties per post.



County Seat: Mt. Sterling
Population: 27,474
Registered Sex Offenders: 44

**MONTGOMERY
COUNTY**

Group A Offenses	State Police		Sheriff		Montgomery Co. School		Mount Sterling PD		All Other Agencies		Total	
By Category	Offenses		Offenses		Offenses		Offenses		Offenses		Offenses	
	Reported	Cleared	Reported	Cleared	Reported	Cleared	Reported	Cleared	Reported	Cleared	Reported	Cleared
Arson	0	0	0	0	0	0	0	0	0	0	0	0
Assault Offenses	5	4	83	10	18	11	79	49	0	0	185	74
Bribery	0	0	0	0	0	0	0	0	0	0	0	0
Burglary/Breaking and Entering	2	0	179	6	2	1	46	8	0	0	229	15
Counterfeiting/Forgery	2	1	60	1	0	0	72	1	0	0	134	3
Destruction/Damage/Vandalism Of Property	1	1	74	2	2	2	57	6	0	0	134	11
Drug/Narcotic Offenses	32	10	63	37	1	1	199	70	0	0	295	118
Embezzlement	0	0	0	0	0	0	0	0	0	0	0	0
Extortion/Blackmail	0	0	0	0	0	0	0	0	0	0	0	0
Fraud Offenses	2	0	43	5	0	0	48	11	0	0	93	16
Gambling Offenses	0	0	0	0	0	0	0	0	0	0	0	0
Homicide Offenses	0	0	0	0	0	0	0	0	0	0	0	0
Kidnapping/Abduction	0	0	2	0	0	0	1	1	0	0	3	1
Larceny/Theft Offenses	6	2	281	24	6	2	335	180	0	0	628	208
Motor Vehicle Theft	0	0	16	1	0	0	12	5	0	0	28	6
Pornography/Obscene Material	0	0	0	0	0	0	3	0	0	0	3	0
Prostitution Offenses	0	0	0	0	0	0	0	0	0	0	0	0
Robbery	0	0	8	1	0	0	3	1	0	0	11	2
Sex Offenses, Forcible	15	6	3	0	0	0	3	2	0	0	21	8
Sex Offenses, Nonforcible	0	0	1	0	0	0	1	1	0	0	2	1
Stolen Property Offenses (Receiving, etc.)	0	0	26	5	1	1	5	3	0	0	32	9
Weapon Law Violations	0	0	15	7	3	3	4	3	0	0	22	13
Total	65	24	854	99	33	21	868	341	0	0	1820	485

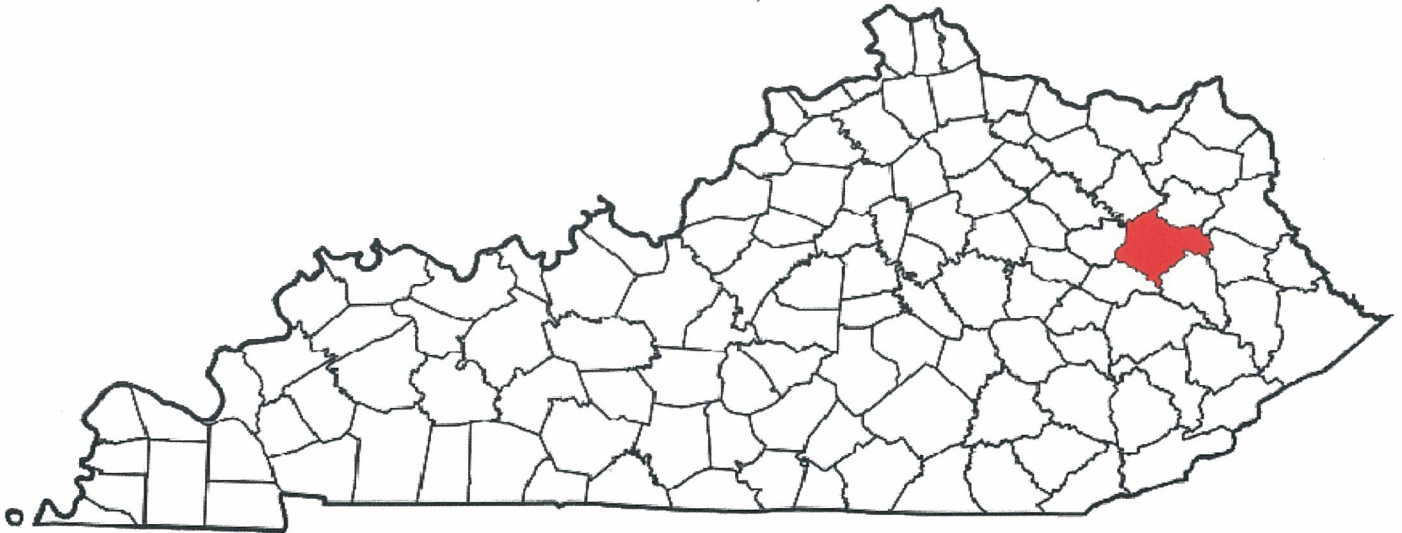
Morgan County

A CRIME IS COMMITTED IN MORGAN COUNTY
APPROXIMATELY EVERY 1.4 DAYS

FULL TIME SWORN LAW ENFORCEMENT EMPLOYEES

Agency	Male	Female	Total
STATE POLICE	45	1	46
MORGAN COUNTY SHERIFF'S OFFICE	3	0	3
WEST LIBERTY POLICE DEPARTMENT	6	0	6

**Kentucky State Police Troopers may be assigned to multiple counties per post.



County Seat: West Liberty
Population: 13,303
Registered Sex Offenders: 86

**MORGAN
COUNTY**

Group A Offenses	State Police		Sheriff		West Liberty		All Other Agencies		Total	
By Category	Offenses		Offenses		Offenses		Offenses		Offenses	
	Reported	Cleared	Reported	Cleared	Reported	Cleared	Reported	Cleared	Reported	Cleared
Arson	1	0	0	0	0	0	0	0	1	0
Assault Offenses	59	41	0	0	11	7	4	4	74	52
Bribery	0	0	0	0	0	0	0	0	0	0
Burglary/Breaking and Entering	21	1	0	0	4	0	0	0	25	1
Counterfeiting/Forgery	51	50	0	0	0	0	0	0	51	50
Destruction/Damage/Vandalism Of Property	9	5	0	0	4	0	1	0	14	5
Drug/Narcotic Offenses	18	12	0	0	21	2	0	0	39	14
Embezzlement	0	0	0	0	0	0	0	0	0	0
Extortion/Blackmail	0	0	0	0	0	0	0	0	0	0
Fraud Offenses	2	2	0	0	3	0	0	0	5	2
Gambling Offenses	0	0	0	0	0	0	0	0	0	0
Homicide Offenses	1	0	0	0	0	0	0	0	1	0
Kidnapping/Abduction	1	1	0	0	0	0	0	0	1	1
Larceny/Theft Offenses	21	2	0	0	14	2	0	0	35	4
Motor Vehicle Theft	4	0	0	0	0	0	0	0	4	0
Pornography/Obscene Material	2	1	0	0	0	0	0	0	2	1
Prostitution Offenses	0	0	0	0	0	0	0	0	0	0
Robbery	1	1	0	0	0	0	0	0	1	1
Sex Offenses, Forcible	6	6	0	0	1	0	0	0	7	6
Sex Offenses, Nonforcible	0	0	0	0	0	0	0	0	0	0
Stolen Property Offenses (Receiving, etc.)	4	3	0	0	1	1	0	0	5	4
Weapon Law Violations	1	1	0	0	0	0	0	0	1	1
Total	202	126	0	0	59	12	5	4	266	142

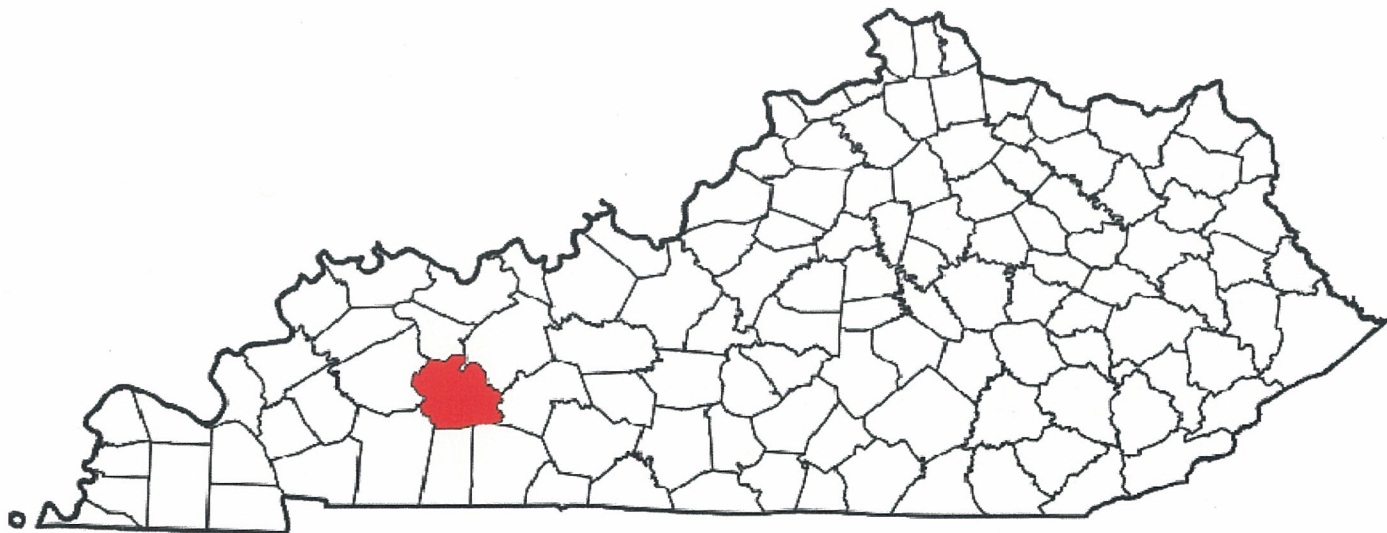
Muhlenberg County

A CRIME IS COMMITTED IN MUHLENBERG COUNTY
APPROXIMATELY EVERY 8 HOURS

FULL TIME SWORN LAW ENFORCEMENT EMPLOYEES

Agency	Male	Female	Total
STATE POLICE	39	0	39
MUHLENBERG COUNTY SHERIFF'S OFFICE	14	0	14
GREENVILLE POLICE DEPARTMENT	9	0	9
CENTRAL CITY POLICE DEPARTMENT	12	0	12
MUHLENBERG COUNTY POLICE DEPT.	1	0	1
POWDERLY POLICE DEPARTMENT	2	0	2

**Kentucky State Police Troopers may be assigned to multiple counties per post.



County Seat: Greenville
Population: 31,207
Registered Sex Offenders: 88

MUHLENBERG COUNTY

Group A Offenses	State Police		Sheriff		Greenville		Central City		Muhlenberg Co. PD	
By Category	Offenses		Offenses		Offenses		Offenses		Offenses	
	Reported	Cleared	Reported	Cleared	Reported	Cleared	Reported	Cleared	Reported	Cleared
Arson	1	0	0	0	0	0	0	0	0	0
Assault Offenses	23	21	19	14	13	13	32	31	5	4
Bribery	0	0	1	0	0	0	0	0	0	0
Burglary/Breaking and Entering	15	1	31	11	2	1	3	3	0	0
Counterfeiting/Forgery	0	0	20	20	0	0	3	3	0	0
Destruction/Damage/Vandalism Of Property	4	2	5	1	2	1	8	7	0	0
Drug/Narcotic Offenses	139	129	174	75	22	19	93	93	0	0
Embezzlement	0	0	0	0	0	0	0	0	0	0
Extortion/Blackmail	0	0	0	0	0	0	0	0	0	0
Fraud Offenses	2	1	20	17	3	3	8	4	0	0
Gambling Offenses	0	0	0	0	0	0	0	0	0	0
Homicide Offenses	3	3	0	0	0	0	1	1	0	0
Kidnapping/Abduction	0	0	1	1	0	0	1	1	0	0
Larceny/Theft Offenses	17	7	28	5	23	18	67	56	0	0
Motor Vehicle Theft	1	1	6	0	3	0	2	2	0	0
Pornography/Obscene Material	3	3	0	0	0	0	0	0	0	0
Prostitution Offenses	0	0	0	0	0	0	0	0	0	0
Robbery	0	0	1	1	1	1	1	0	0	0
Sex Offenses, Forcible	7	2	20	20	2	0	10	4	0	0
Sex Offenses, Nonforcible	1	0	0	0	0	0	2	1	0	0
Stolen Property Offenses (Receiving, etc.)	3	2	15	7	2	1	9	9	0	0
Weapon Law Violations	7	7	7	5	1	1	0	0	0	0
Total	226	179	348	177	74	58	240	215	5	4

MUHLENBERG COUNTY

Group A Offenses	Powderly		All Other Agencies		-		-		Total	
By Category	Offenses		Offenses		Offenses		Offenses		Offenses	
	Reported	Cleared	Reported	Cleared	Reported	Cleared	Reported	Cleared	Reported	Cleared
Arson	0	0	0	0					1	0
Assault Offenses	1	1	0	0					93	84
Bribery	1	1	0	0					2	1
Burglary/Breaking and Entering	1	0	0	0					52	16
Counterfeiting/Forgery	0	0	0	0					23	23
Destruction/Damage/Vandalism Of Property	1	0	0	0					20	11
Drug/Narcotic Offenses	2	2	75	44					505	362
Embezzlement	0	0	0	0					0	0
Extortion/Blackmail	0	0	0	0					0	0
Fraud Offenses	1	0	0	0					34	25
Gambling Offenses	0	0	0	0					0	0
Homicide Offenses	0	0	0	0					4	4
Kidnapping/Abduction	0	0	0	0					2	2
Larceny/Theft Offenses	10	2	0	0					145	88
Motor Vehicle Theft	0	0	0	0					12	3
Pornography/Obscene Material	0	0	0	0					3	3
Prostitution Offenses	0	0	0	0					0	0
Robbery	0	0	0	0					3	2
Sex Offenses, Forcible	1	1	0	0					40	27
Sex Offenses, Nonforcible	0	0	0	0					3	1
Stolen Property Offenses (Receiving, etc.)	1	1	0	0					30	20
Weapon Law Violations	0	0	3	3					18	16
Total	19	8	78	47	0	0	0	0	990	688

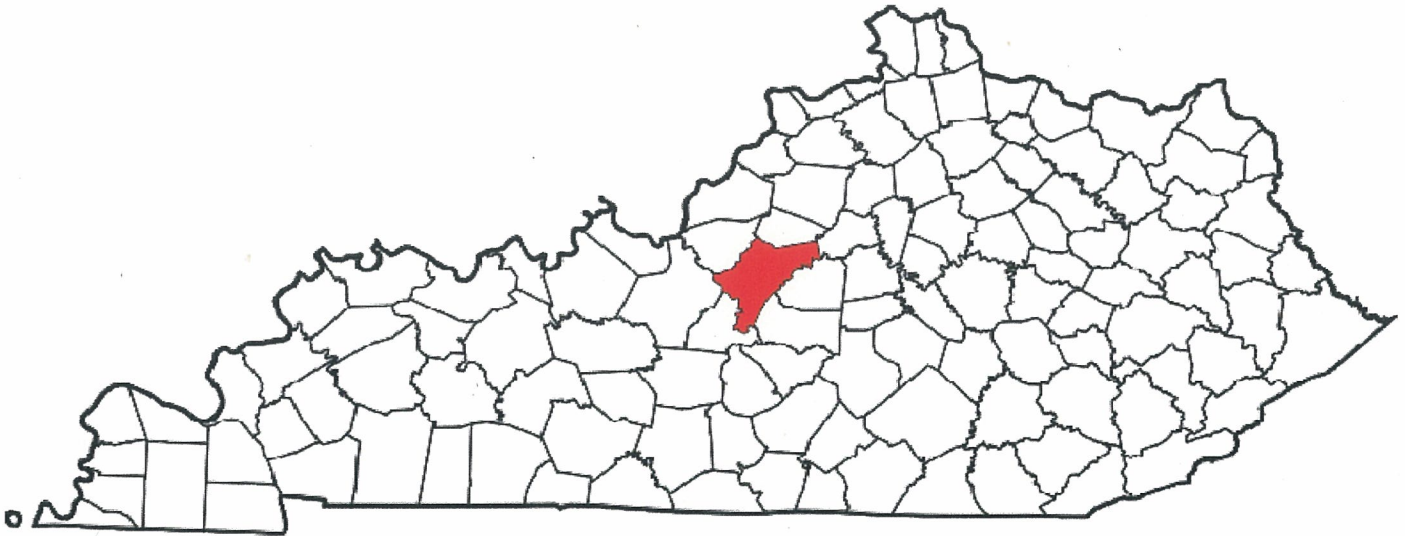
Nelson County

A CRIME IS COMMITTED IN NELSON COUNTY
APPROXIMATELY EVERY 5 HOURS

FULL TIME SWORN LAW ENFORCEMENT EMPLOYEES

Agency	Male	Female	Total
STATE POLICE	47	0	47
NELSON COUNTY SHERIFF'S OFFICE	24	0	24
BARDSTOWN POLICE DEPARTMENT	25	2	27
BLOOMFIELD POLICE DEPARTMENT	2	0	2
NEW HAVEN POLICE DEPARTMENT	1	0	1

**Kentucky State Police Troopers may be assigned to multiple counties per post.



County Seat: Bardstown
Population: 44,812
Registered Sex Offenders: 69

**NELSON
COUNTY**

Group A Offenses	State Police		Sheriff		Bardstown		Bloomfield PD		New Haven PD		All Other Agencies		Total	
By Category	Offenses		Offenses		Offenses		Offenses		Offenses		Offenses		Offenses	
	Reported	Cleared	Reported	Cleared	Reported	Cleared	Reported	Cleared	Reported	Cleared	Reported	Cleared	Reported	Cleared
Arson	0	0	3	0	1	1	0	0	0	0	0	0	4	1
Assault Offenses	2	2	64	46	88	61	0	0	0	0	1	1	155	110
Bribery	0	0	0	0	0	0	0	0	0	0	0	0	0	0
Burglary/Breaking and Entering	4	1	59	5	112	7	1	0	0	0	0	0	176	13
Counterfeiting/Forgery	1	0	20	7	16	4	0	0	0	0	64	1	101	12
Destruction/Damage/Vandalism Of Property	0	0	25	4	87	3	5	0	0	0	0	0	117	7
Drug/Narcotic Offenses	48	37	47	35	83	54	0	0	0	0	399	80	577	206
Embezzlement	0	0	0	0	0	0	0	0	0	0	0	0	0	0
Extortion/Blackmail	0	0	0	0	0	0	0	0	0	0	0	0	0	0
Fraud Offenses	13	3	3	0	14	1	0	0	0	0	6	0	36	4
Gambling Offenses	0	0	0	0	0	0	0	0	0	0	0	0	0	0
Homicide Offenses	2	0	2	2	0	0	0	0	0	0	0	0	4	2
Kidnapping/Abduction	3	1	2	1	4	3	0	0	0	0	0	0	9	5
Larceny/Theft Offenses	6	1	78	11	261	97	6	0	0	0	0	0	351	109
Motor Vehicle Theft	0	0	12	0	11	3	0	0	0	0	0	0	23	3
Pornography/Obscene Material	0	0	1	0	1	0	0	0	0	0	0	0	2	0
Prostitution Offenses	0	0	0	0	0	0	0	0	0	0	0	0	0	0
Robbery	0	0	2	0	6	4	0	0	0	0	0	0	8	4
Sex Offenses, Forcible	4	4	12	2	11	1	0	0	0	0	0	0	27	7
Sex Offenses, Nonforcible	1	1	0	0	1	0	0	0	0	0	0	0	2	1
Stolen Property Offenses (Receiving, etc.)	2	1	14	11	12	2	0	0	0	0	5	2	33	16
Weapon Law Violations	1	1	3	1	2	2	0	0	0	0	15	8	21	12
Total	87	52	347	125	710	243	12	0	0	0	490	92	1646	512

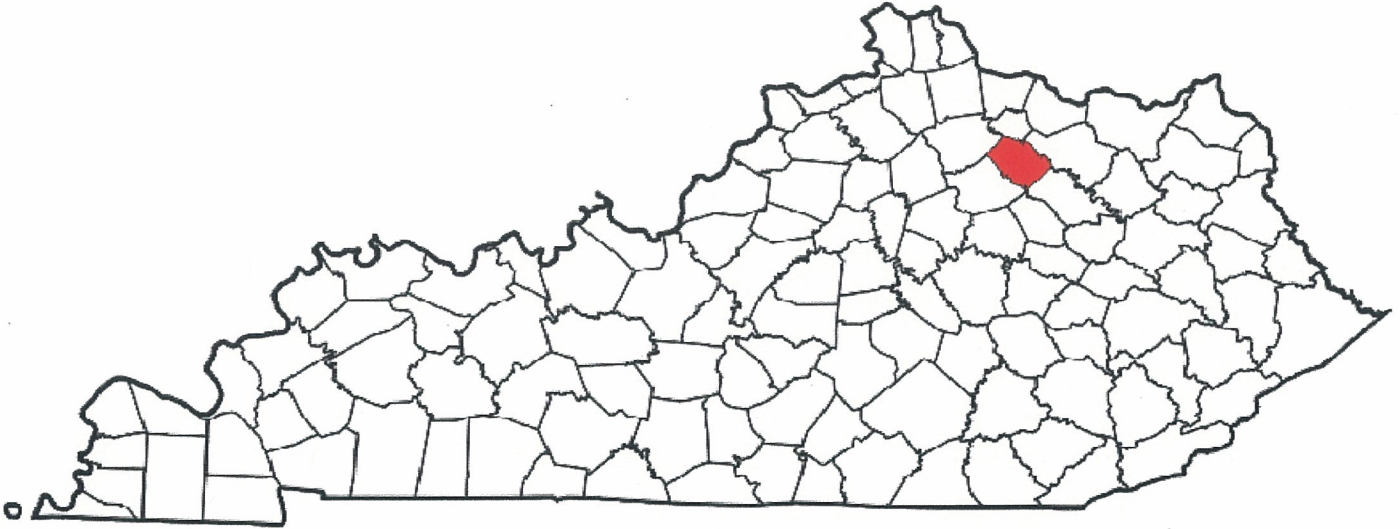
Nicholas County

A CRIME IS COMMITTED IN NICHOLAS COUNTY
APPROXIMATELY EVERY 2 DAYS

FULL TIME SWORN LAW ENFORCEMENT EMPLOYEES

Agency	Male	Female	Total
STATE POLICE	36	0	36
NICHOLAS COUNTY SHERIFF'S OFFICE	1	0	1
CARLISLE POLICE DEPARTMENT	8	0	8

**Kentucky State Police Troopers may be assigned to multiple counties per post.



County Seat: Carlisle
Population: 7,041
Registered Sex Offenders: 10

**NICHOLAS
COUNTY**

Group A Offenses	State Police		Sheriff		Carlisle		All Other Agencies		Total	
By Category	Offenses		Offenses		Offenses		Offenses		Offenses	
	Reported	Cleared	Reported	Cleared	Reported	Cleared	Reported	Cleared	Reported	Cleared
Arson	3	1	0	0	0	0	0	0	3	1
Assault Offenses	16	15	10	6	2	0	0	0	28	21
Bribery	0	0	0	0	0	0	0	0	0	0
Burglary/Breaking and Entering	2	0	10	3	11	3	0	0	23	6
Counterfeiting/Forgery	0	0	2	2	6	1	3	3	11	6
Destruction/Damage/Vandalism Of Property	4	4	2	1	5	0	0	0	11	5
Drug/Narcotic Offenses	9	7	15	6	15	9	0	0	39	22
Embezzlement	0	0	0	0	0	0	0	0	0	0
Extortion/Blackmail	0	0	0	0	0	0	0	0	0	0
Fraud Offenses	0	0	3	2	5	1	0	0	8	3
Gambling Offenses	0	0	0	0	0	0	0	0	0	0
Homicide Offenses	0	0	0	0	0	0	0	0	0	0
Kidnapping/Abduction	1	1	1	1	0	0	0	0	2	2
Larceny/Theft Offenses	6	2	7	3	19	2	0	0	32	7
Motor Vehicle Theft	0	0	2	1	2	0	0	0	4	1
Pornography/Obscene Material	0	0	0	0	0	0	0	0	0	0
Prostitution Offenses	0	0	0	0	0	0	0	0	0	0
Robbery	0	0	0	0	0	0	0	0	0	0
Sex Offenses, Forcible	6	2	0	0	0	0	0	0	6	2
Sex Offenses, Nonforcible	0	0	0	0	0	0	0	0	0	0
Stolen Property Offenses (Receiving, etc.)	0	0	3	3	3	3	0	0	6	6
Weapon Law Violations	0	0	2	1	1	1	0	0	3	2
Total	47	32	57	29	69	20	3	3	176	84

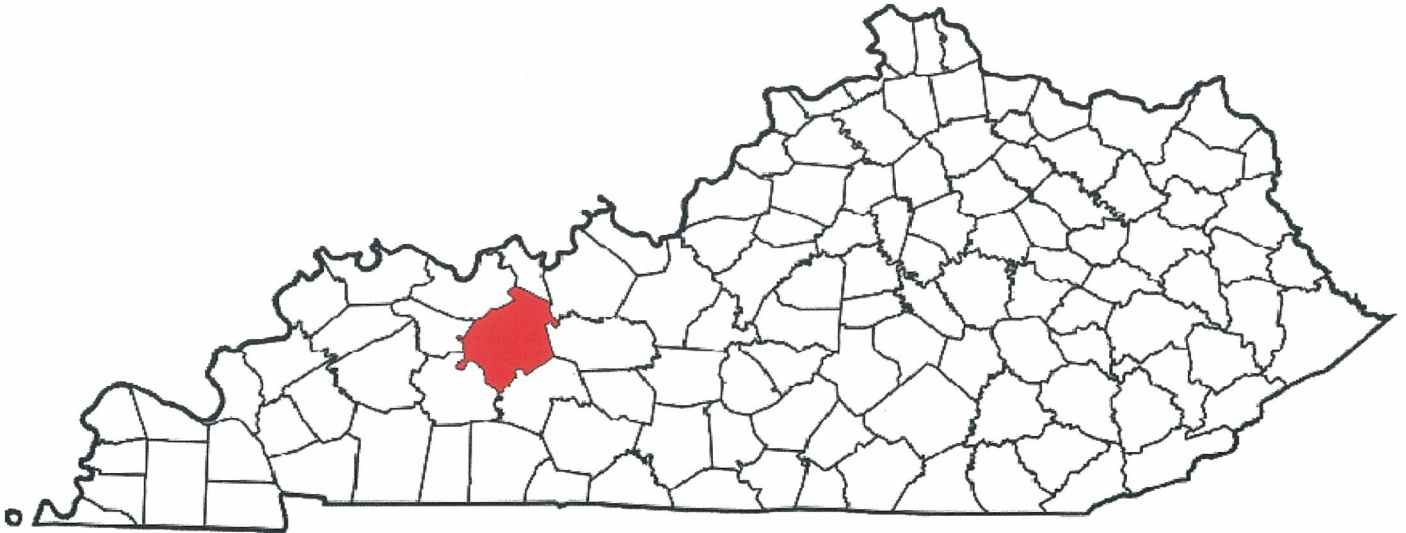
Ohio County

A CRIME IS COMMITTED IN OHIO COUNTY
APPROXIMATELY EVERY 9 HOURS

FULL TIME SWORN LAW ENFORCEMENT EMPLOYEES

Agency	Male	Female	Total
STATE POLICE	32	0	32
OHIO COUNTY SHERIFF'S OFFICE	14	0	14
HARTFORD POLICE DEPARTMENT	6	0	6
BEAVER DAM POLICE DEPARTMENT	6	0	6

**Kentucky State Police Troopers may be assigned to multiple counties per post.



County Seat: Hartford
Population: 23,977
Registered Sex Offenders: 52

**OHIO
COUNTY**

Group A Offenses	State Police		Sheriff		Hartford		Beaver Dam		Centertown		All Other Agencies		Total	
By Category	Offenses		Offenses		Offenses		Offenses		Offenses		Offenses		Offenses	
	Reported	Cleared	Reported	Cleared	Reported	Cleared	Reported	Cleared	Reported	Cleared	Reported	Cleared	Reported	Cleared
Arson	2	1	2	1	0	0	0	0	0	0	0	0	4	2
Assault Offenses	33	29	78	52	0	0	12	10	0	0	0	0	123	91
Bribery	0	0	0	0	0	0	0	0	0	0	0	0	0	0
Burglary/Breaking and Entering	10	3	63	9	12	9	3	3	0	0	0	0	88	24
Counterfeiting/Forgery	0	0	6	4	5	5	53	49	0	0	0	0	64	58
Destruction/Damage/Vandalism Of Property	7	5	48	10	8	3	1	1	1	0	0	0	65	19
Drug/Narcotic Offenses	52	43	104	90	2	2	10	10	0	0	17	13	185	158
Embezzlement	0	0	0	0	0	0	0	0	0	0	0	0	0	0
Extortion/Blackmail	0	0	0	0	0	0	0	0	0	0	0	0	0	0
Fraud Offenses	2	1	14	6	0	0	4	1	0	0	0	0	20	8
Gambling Offenses	0	0	0	0	0	0	0	0	0	0	0	0	0	0
Homicide Offenses	1	1	1	1	0	0	0	0	0	0	0	0	2	2
Kidnapping/Abduction	1	1	3	3	0	0	0	0	0	0	0	0	4	4
Larceny/Theft Offenses	29	16	64	9	10	7	76	66	1	0	0	0	180	98
Motor Vehicle Theft	5	2	8	1	2	1	1	1	0	0	0	0	16	5
Pornography/Obscene Material	10	10	3	0	0	0	0	0	0	0	0	0	13	10
Prostitution Offenses	0	0	0	0	0	0	0	0	0	0	0	0	0	0
Robbery	0	0	4	3	0	0	1	0	0	0	0	0	5	3
Sex Offenses, Forcible	30	27	136	131	2	2	1	0	0	0	0	0	169	160
Sex Offenses, Nonforcible	0	0	0	0	2	2	0	0	0	0	0	0	2	2
Stolen Property Offenses (Receiving, etc.)	2	2	4	3	1	0	3	2	0	0	0	0	10	7
Weapon Law Violations	1	1	9	6	0	0	0	0	0	0	1	1	11	8
Total	185	142	547	329	44	31	165	143	2	0	18	14	961	659

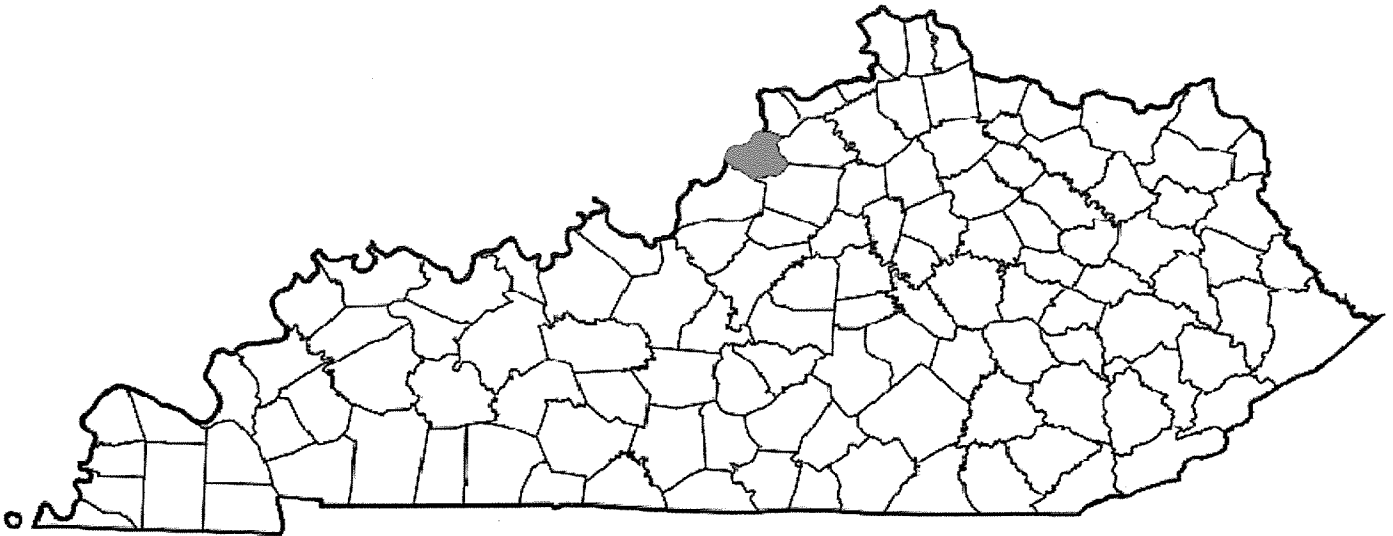
Oldham County

**A CRIME IS COMMITTED IN OLDHAM COUNTY
APPROXIMATELY EVERY 6 HOURS**

FULL TIME SWORN LAW ENFORCEMENT EMPLOYEES

Agency	Male	Female	Total
STATE POLICE	33	0	33
OLDHAM COUNTY SHERIFF'S OFFICE	14	3	17
LAGRANGE POLICE DEPARTMENT	13	0	13
PEWEE VALLEY POLICE DEPARTMENT	1	0	1
OLDHAM COUNTY POLICE DEPARTMENT	30	0	30

**Kentucky State Police Troopers may be assigned to multiple counties per post.



County Seat: LaGrange
Population: 63,490
Registered Sex Offenders: 371

**OLDHAM
COUNTY**

Group A Offenses By Category	State Police		Sheriff		LaGrange		Pewee Valley		Oldham Co. PD		All Other Agencies		Total	
	Offenses		Offenses		Offenses		Offenses		Offenses		Offenses		Offenses	
	Reported	Cleared	Reported	Cleared	Reported	Cleared	Reported	Cleared	Reported	Cleared	Reported	Cleared	Reported	Cleared
Arson	0	0	0	0	0	0	0	0	2	0	0	0	2	0
Assault Offenses	5	4	7	7	28	17	0	0	121	42	0	0	161	70
Bribery	0	0	0	0	0	0	0	0	0	0	0	0	0	0
Burglary/Breaking and Entering	0	0	0	0	21	5	1	0	141	1	0	0	163	6
Counterfeiting/Forgery	1	1	1	0	3	0	0	0	154	0	0	0	159	1
Destruction/Damage/Vandalism Of Property	0	0	1	0	19	3	1	0	106	4	0	0	127	7
Drug/Narcotic Offenses	46	39	10	3	17	4	0	0	80	50	0	0	153	96
Embezzlement	0	0	0	0	0	0	0	0	0	0	0	0	0	0
Extortion/Blackmail	0	0	0	0	0	0	0	0	1	0	0	0	1	0
Fraud Offenses	0	0	2	0	25	3	0	0	97	2	0	0	124	5
Gambling Offenses	0	0	0	0	0	0	0	0	0	0	0	0	0	0
Homicide Offenses	0	0	0	0	1	0	0	0	1	0	0	0	2	0
Kidnapping/Abduction	0	0	0	0	1	1	0	0	1	0	0	0	2	1
Larceny/Theft Offenses	1	0	4	0	110	25	4	0	301	9	0	0	420	34
Motor Vehicle Theft	1	1	1	0	4	1	0	0	17	1	0	0	23	3
Pornography/Obscene Material	0	0	0	0	1	1	0	0	8	1	0	0	9	2
Prostitution Offenses	0	0	0	0	0	0	0	0	1	0	0	0	1	0
Robbery	0	0	0	0	4	0	0	0	4	0	0	0	8	0
Sex Offenses, Forcible	4	4	0	0	9	4	0	0	14	1	0	0	27	9
Sex Offenses, Nonforcible	0	0	0	0	1	0	0	0	2	0	0	0	3	0
Stolen Property Offenses (Receiving, etc.)	0	0	1	0	6	1	0	0	13	2	0	0	20	3
Weapon Law Violations	1	0	0	0	1	1	0	0	10	8	0	0	12	9
Total	59	49	27	10	251	66	6	0	1074	121	0	0	1417	246

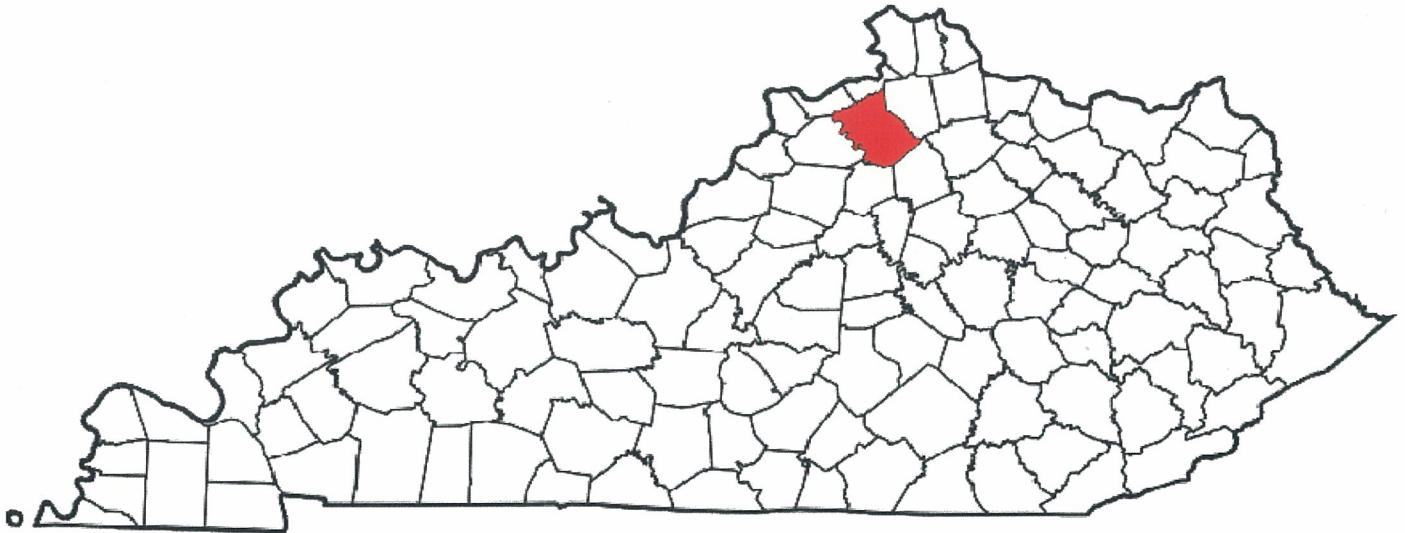
Owen County

A CRIME IS COMMITTED IN OWEN COUNTY
APPROXIMATELY EVERY 1.6 DAYS

FULL TIME SWORN LAW ENFORCEMENT EMPLOYEES

Agency	Male	Female	Total
STATE POLICE	33	0	33
OWEN COUNTY SHERIFF'S OFFICE	5	0	5
OWENTON POLICE DEPARTMENT	4	0	4

**Kentucky State Police Troopers may be assigned to multiple counties per post.



County Seat: Owenton
Population: 10,645
Registered Sex Offenders: 12

**OWEN
COUNTY**

Group A Offenses	State Police		Sheriff		Owenton		All Other Agencies		Total	
By Category	Offenses		Offenses		Offenses		Offenses		Offenses	
	Reported	Cleared	Reported	Cleared	Reported	Cleared	Reported	Cleared	Reported	Cleared
Arson	6	2	0	0	0	0	0	0	6	2
Assault Offenses	17	16	0	0	2	1	0	0	19	17
Bribery	0	0	0	0	0	0	0	0	0	0
Burglary/Breaking and Entering	19	2	11	2	0	0	0	0	30	4
Counterfeiting/Forgery	0	0	0	0	0	0	0	0	0	0
Destruction/Damage/Vandalism Of Property	6	3	0	0	6	1	0	0	12	4
Drug/Narcotic Offenses	68	58	7	2	4	2	0	0	79	62
Embezzlement	0	0	0	0	0	0	0	0	0	0
Extortion/Blackmail	0	0	0	0	0	0	0	0	0	0
Fraud Offenses	6	6	1	0	0	0	0	0	7	6
Gambling Offenses	0	0	0	0	0	0	0	0	0	0
Homicide Offenses	0	0	0	0	0	0	0	0	0	0
Kidnapping/Abduction	1	0	0	0	0	0	0	0	1	0
Larceny/Theft Offenses	16	5	10	1	11	3	0	0	37	9
Motor Vehicle Theft	4	3	0	0	2	0	0	0	6	3
Pornography/Obscene Material	2	2	0	0	0	0	0	0	2	2
Prostitution Offenses	0	0	0	0	0	0	0	0	0	0
Robbery	0	0	0	0	0	0	0	0	0	0
Sex Offenses, Forcible	18	10	0	0	0	0	0	0	18	10
Sex Offenses, Nonforcible	2	0	0	0	0	0	0	0	2	0
Stolen Property Offenses (Receiving, etc.)	2	1	0	0	0	0	0	0	2	1
Weapon Law Violations	3	3	0	0	0	0	0	0	3	3
Total	170	111	29	5	25	7	0	0	224	123

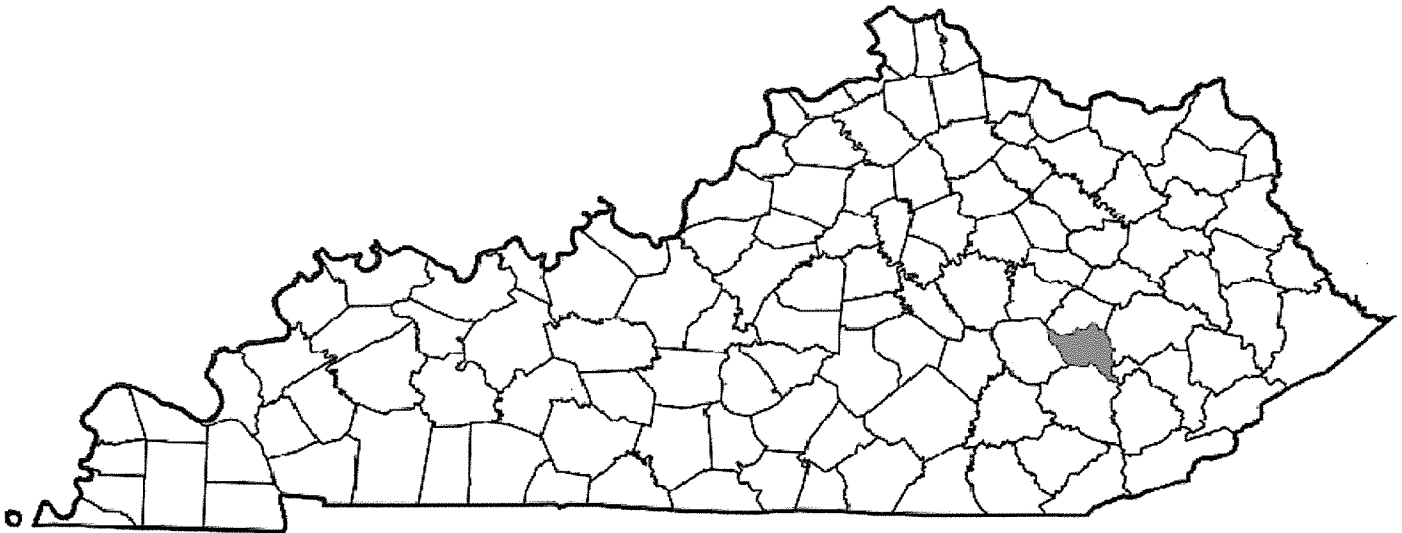
Owsley County

**A CRIME IS COMMITTED IN OWSLEY COUNTY
APPROXIMATELY EVERY 1.8 DAYS**

FULL TIME SWORN LAW ENFORCEMENT EMPLOYEES

Agency	Male	Female	Total
STATE POLICE	43	0	43
OWSLEY COUNTY SHERIFF'S OFFICE	3	0	3
BOONEVILLE POLICE DEPARTMENT	2	0	2

**Kentucky State Police Troopers may be assigned to multiple counties per post.



County Seat: Booneville
Population: 4,508
Registered Sex Offenders: 8

**OWSLEY
COUNTY**

Group A Offenses	State Police		Sheriff		Booneville PD		All Other Agencies		Total	
By Category	Offenses		Offenses		Offenses		Offenses		Offenses	
	Reported	Cleared	Reported	Cleared	Reported	Cleared	Reported	Cleared	Reported	Cleared
Arson	1	0	0	0	0	0	0	0	1	0
Assault Offenses	12	11	1	1	0	0	0	0	13	12
Bribery	0	0	0	0	0	0	0	0	0	0
Burglary/Breaking and Entering	9	1	2	0	0	0	0	0	11	1
Counterfeiting/Forgery	0	0	0	0	0	0	0	0	0	0
Destruction/Damage/Vandalism Of Property	5	1	2	0	0	0	0	0	7	1
Drug/Narcotic Offenses	36	7	109	109	0	0	0	0	145	116
Embezzlement	0	0	0	0	0	0	0	0	0	0
Extortion/Blackmail	0	0	0	0	0	0	0	0	0	0
Fraud Offenses	2	0	0	0	0	0	0	0	2	0
Gambling Offenses	0	0	0	0	0	0	0	0	0	0
Homicide Offenses	0	0	0	0	0	0	0	0	0	0
Kidnapping/Abduction	0	0	0	0	0	0	0	0	0	0
Larceny/Theft Offenses	3	1	2	0	0	0	0	0	5	1
Motor Vehicle Theft	2	1	0	0	0	0	0	0	2	1
Pornography/Obscene Material	0	0	0	0	0	0	0	0	0	0
Prostitution Offenses	0	0	0	0	0	0	0	0	0	0
Robbery	1	1	0	0	0	0	0	0	1	1
Sex Offenses, Forcible	2	1	0	0	0	0	0	0	2	1
Sex Offenses, Nonforcible	0	0	0	0	0	0	0	0	0	0
Stolen Property Offenses (Receiving, etc.)	0	0	10	10	0	0	0	0	10	10
Weapon Law Violations	0	0	1	1	0	0	0	0	1	1
Total	73	24	127	121	0	0	0	0	200	145

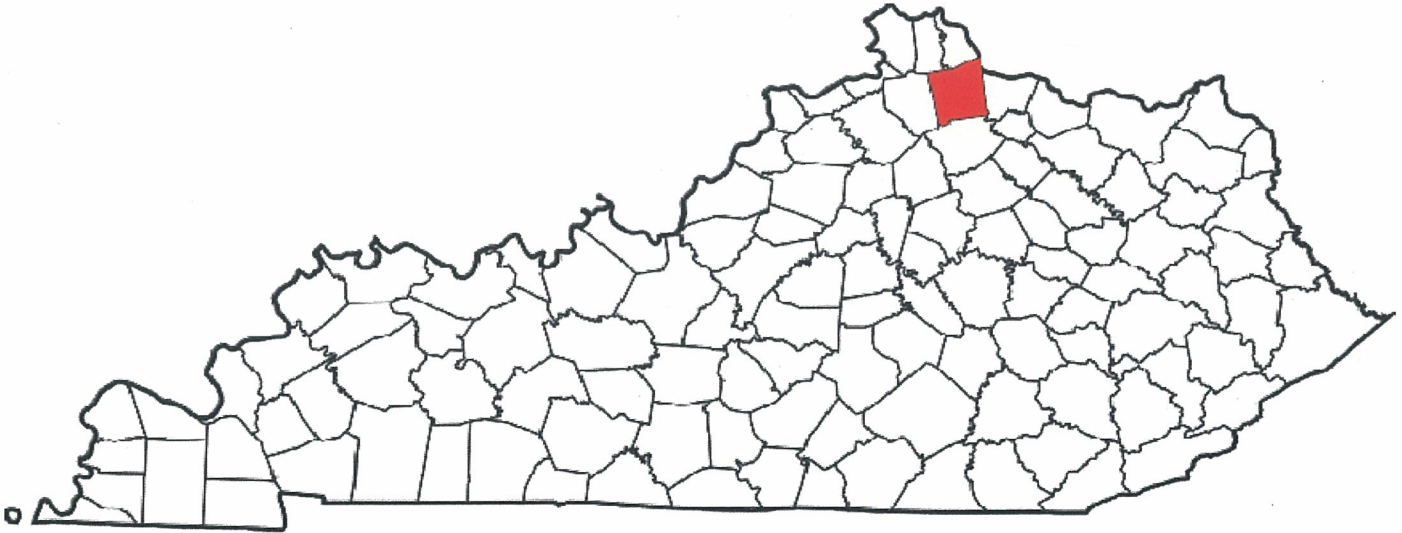
Pendleton County

A CRIME IS COMMITTED IN PENDLETON COUNTY
APPROXIMATELY EVERY 17 HOURS

FULL TIME SWORN LAW ENFORCEMENT EMPLOYEES

Agency	Male	Female	Total
STATE POLICE	36	0	36
PENDLETON COUNTY SHERIFF'S OFFICE	6	0	6
FALMOUTH POLICE DEPARTMENT	7	0	7

**Kentucky State Police Troopers may be assigned to multiple counties per post.



County Seat: Falmouth
Population: 14,493
Registered Sex Offenders: 19

**PENDLETON
COUNTY**

Group A Offenses	State Police		Sheriff		Falmouth		All Other Agencies		Total	
By Category	Offenses		Offenses		Offenses		Offenses		Offenses	
	Reported	Cleared	Reported	Cleared	Reported	Cleared	Reported	Cleared	Reported	Cleared
Arson	1	1	0	0	0	0	0	0	1	1
Assault Offenses	15	11	43	18	18	1	0	0	76	30
Bribery	0	0	0	0	0	0	0	0	0	0
Burglary/Breaking and Entering	13	0	32	6	13	0	0	0	58	6
Counterfeiting/Forgery	16	15	7	1	2	0	0	0	25	16
Destruction/Damage/Vandalism Of Property	4	0	36	5	24	2	0	0	64	7
Drug/Narcotic Offenses	22	20	43	20	30	2	0	0	95	42
Embezzlement	0	0	0	0	0	0	0	0	0	0
Extortion/Blackmail	0	0	0	0	0	0	0	0	0	0
Fraud Offenses	4	3	13	2	3	0	0	0	20	5
Gambling Offenses	0	0	0	0	0	0	0	0	0	0
Homicide Offenses	0	0	0	0	0	0	0	0	0	0
Kidnapping/Abduction	0	0	2	1	0	0	0	0	2	1
Larceny/Theft Offenses	27	7	64	12	25	2	0	0	116	21
Motor Vehicle Theft	6	2	5	0	4	1	0	0	15	3
Pornography/Obscene Material	3	0	0	0	0	0	0	0	3	0
Prostitution Offenses	0	0	0	0	0	0	0	0	0	0
Robbery	0	0	0	0	0	0	0	0	0	0
Sex Offenses, Forcible	5	0	0	0	0	0	0	0	5	0
Sex Offenses, Nonforcible	2	0	0	0	0	0	0	0	2	0
Stolen Property Offenses (Receiving, etc.)	0	0	1	1	1	0	0	0	2	1
Weapon Law Violations	1	1	2	1	2	2	0	0	5	4
Total	119	60	248	67	122	10	0	0	489	137

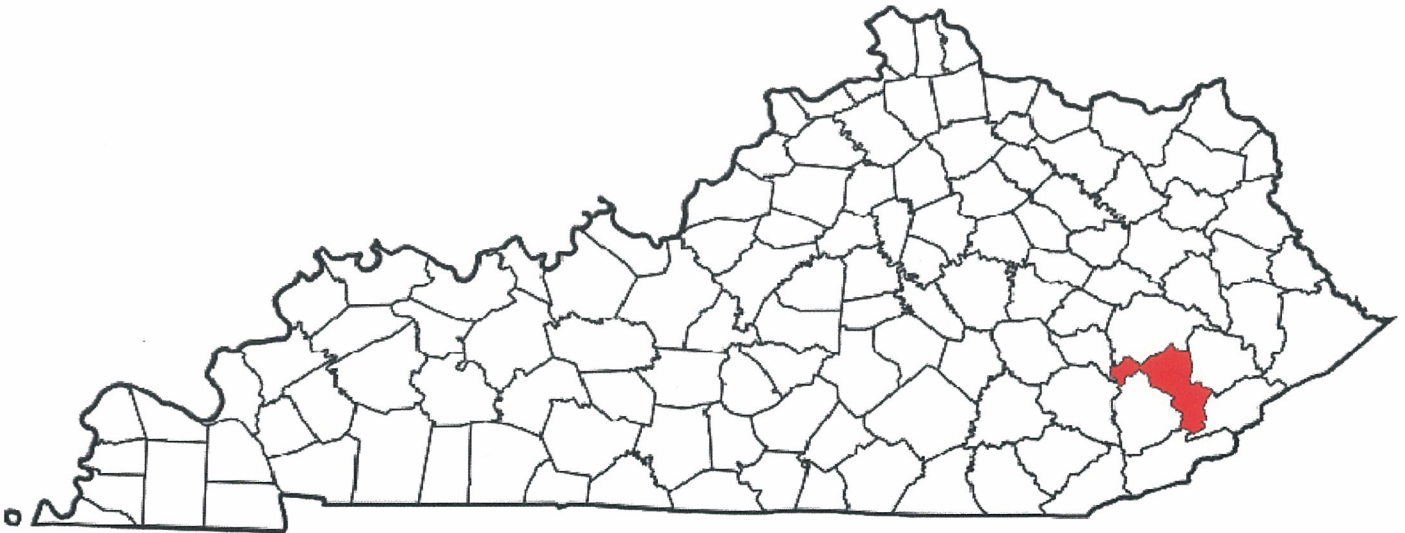
Perry County

A CRIME IS COMMITTED IN PERRY COUNTY
APPROXIMATELY EVERY 7 HOURS

FULL TIME SWORN LAW ENFORCEMENT EMPLOYEES

Agency	Male	Female	Total
STATE POLICE	47	1	48
PERRY COUNTY SHERIFF'S OFFICE	10	0	10
HAZARD POLICE DEPARTMENT	24	1	25
PERRY COUNTY POLICE DEPARTMENT	3	0	3

**Kentucky State Police Troopers may be assigned to multiple counties per post.



County Seat: Hazard
Population: 27,597
Registered Sex Offenders: 55

**PERRY
COUNTY**

Group A Offenses	State Police		Sheriff		Hazard		Perry County PD		All Other Agencies		Total		
By Category	Offenses		Offenses		Offenses		Offenses		Offenses		Offenses		
	Reported	Cleared	Reported	Cleared	Reported	Cleared	Reported	Cleared	Reported	Cleared	Reported	Cleared	
Arson	2	1	1	1	1	0	0	0	0	0	0	4	2
Assault Offenses	59	51	12	8	68	56	0	0	0	0	0	139	115
Bribery	0	0	0	0	0	0	0	0	0	0	0	0	0
Burglary/Breaking and Entering	57	10	14	6	42	9	0	0	0	0	0	113	25
Counterfeiting/Forgery	16	2	1	0	5	2	0	0	0	0	0	22	4
Destruction/Damage/Vandalism Of Property	21	5	10	10	20	7	1	0	1	0	0	53	22
Drug/Narcotic Offenses	86	43	6	3	189	163	2	2	2	1	0	285	212
Embezzlement	0	0	0	0	0	0	0	0	0	0	0	0	0
Extortion/Blackmail	0	0	0	0	0	0	0	0	0	0	0	0	0
Fraud Offenses	11	1	1	0	6	3	0	0	0	0	0	18	4
Gambling Offenses	0	0	0	0	0	0	0	0	0	0	0	0	0
Homicide Offenses	2	2	1	1	0	0	0	0	0	0	0	3	3
Kidnapping/Abduction	1	1	0	0	0	0	0	0	0	0	0	1	1
Larceny/Theft Offenses	62	13	32	16	305	234	0	0	0	0	0	399	263
Motor Vehicle Theft	8	3	17	3	4	2	0	0	0	0	0	29	8
Pornography/Obscene Material	0	0	0	0	0	0	0	0	0	0	0	0	0
Prostitution Offenses	0	0	0	0	0	0	0	0	0	0	0	0	0
Robbery	12	4	0	0	5	3	0	0	0	0	0	17	7
Sex Offenses, Forcible	11	3	0	0	3	2	0	0	0	0	0	14	5
Sex Offenses, Nonforcible	1	0	0	0	0	0	0	0	0	0	0	1	0
Stolen Property Offenses (Receiving, etc.)	5	3	6	5	9	9	0	0	1	0	0	21	17
Weapon Law Violations	5	5	0	0	1	1	0	0	0	0	0	6	6
Total	359	147	101	53	658	491	3	2	4	1	0	1125	694

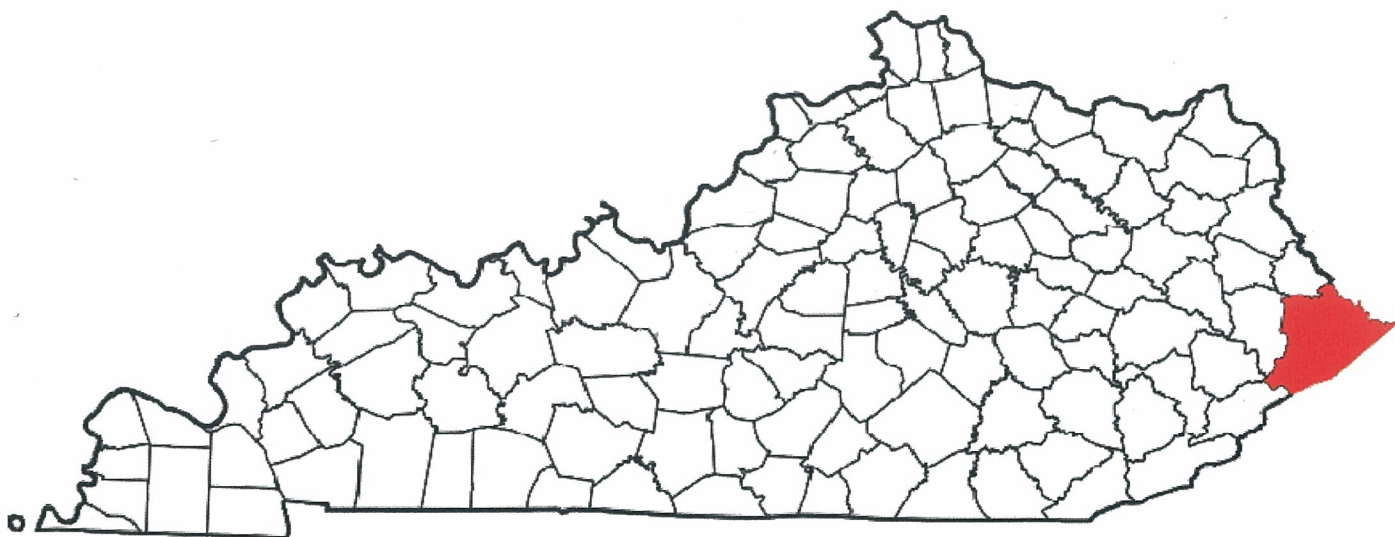
Pike County

A CRIME IS COMMITTED IN PIKE COUNTY
APPROXIMATELY EVERY 3 HOURS

FULL TIME SWORN LAW ENFORCEMENT EMPLOYEES

Agency	Male	Female	Total
STATE POLICE	56	1	57
PIKE COUNTY SHERIFF'S OFFICE	9	0	9
COAL RUN VILLAGE POLICE DEPARTMENT	3	0	3
PIKEVILLE POLICE DEPARTMENT	21	0	21

**Kentucky State Police Troopers may be assigned to multiple counties per post.



County Seat: Pikeville
Population: 63,034
Registered Sex Offenders: 76

**PIKE
COUNTY**

Group A Offenses	State Police		Sheriff		Coal Run Village		Pikeville		All Other Agencies		Total	
By Category	Offenses		Offenses		Offenses		Offenses		Offenses		Offenses	
	Reported	Cleared	Reported	Cleared	Reported	Cleared	Reported	Cleared	Reported	Cleared	Reported	Cleared
Arson	1	0	0	0	0	0	2	0	0	0	3	0
Assault Offenses	232	170	2	1	0	0	75	50	2	0	311	221
Bribery	0	0	0	0	0	0	0	0	0	0	0	0
Burglary/Breaking and Entering	156	24	8	0	5	0	51	29	0	0	220	53
Counterfeiting/Forgery	27	7	0	0	5	0	46	6	0	0	78	13
Destruction/Damage/Vandalism Of Property	45	10	3	0	3	1	70	14	0	0	121	25
Drug/Narcotic Offenses	171	37	7	4	21	13	420	324	7	6	626	384
Embezzlement	0	0	0	0	0	0	0	0	0	0	0	0
Extortion/Blackmail	0	0	0	0	0	0	0	0	0	0	0	0
Fraud Offenses	10	2	4	1	3	0	26	8	0	0	43	11
Gambling Offenses	0	0	0	0	0	0	0	0	0	0	0	0
Homicide Offenses	6	0	0	0	0	0	0	0	0	0	6	0
Kidnapping/Abduction	1	0	0	0	0	0	1	1	0	0	2	1
Larceny/Theft Offenses	166	48	12	2	56	36	588	386	1	0	823	472
Motor Vehicle Theft	39	6	1	1	0	0	9	2	0	0	49	9
Pornography/Obscene Material	8	2	0	0	0	0	0	0	0	0	8	2
Prostitution Offenses	0	0	0	0	0	0	0	0	0	0	0	0
Robbery	14	3	0	0	1	1	3	1	0	0	18	5
Sex Offenses, Forcible	29	17	0	0	0	0	8	1	0	0	37	18
Sex Offenses, Nonforcible	6	1	0	0	0	0	0	0	0	0	6	1
Stolen Property Offenses (Receiving, etc.)	10	4	1	0	0	0	11	7	0	0	22	11
Weapon Law Violations	20	15	0	0	0	0	9	8	0	0	29	23
Total	941	346	38	9	94	51	1319	837	10	6	2402	1249

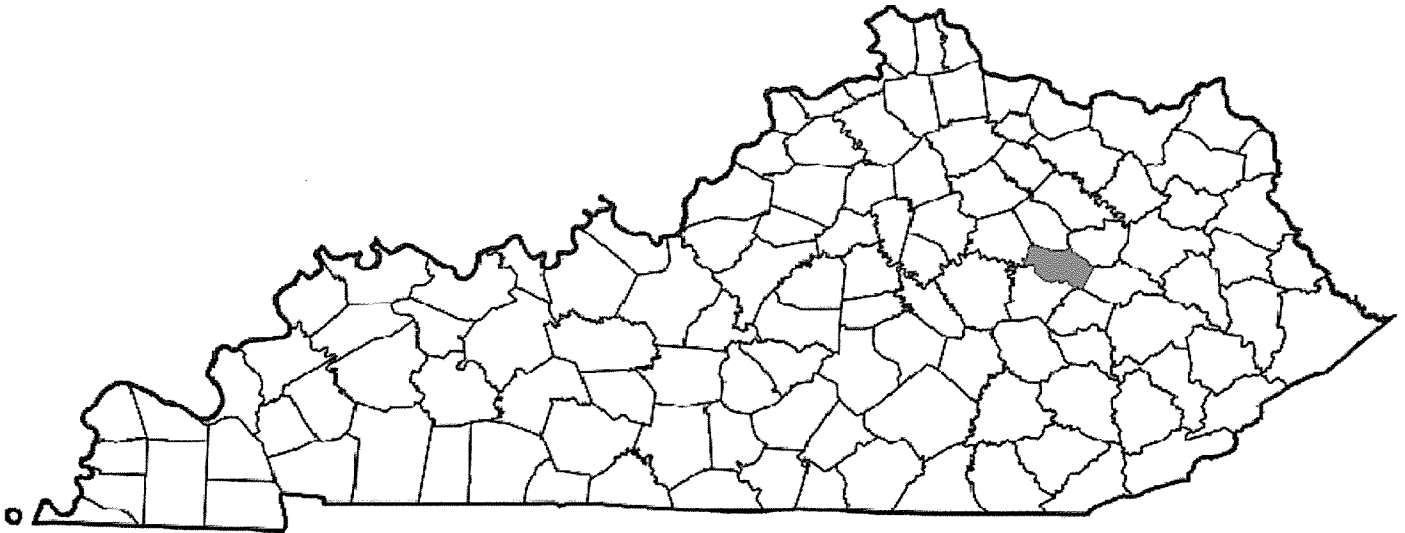
Powell County

**A CRIME IS COMMITTED IN POWELL COUNTY
APPROXIMATELY EVERY 14 HOURS**

FULL TIME SWORN LAW ENFORCEMENT EMPLOYEES

Agency	Male	Female	Total
STATE POLICE	45	1	46
POWELL COUNTY SHERIFF'S OFFICE	12	0	12
CLAY CITY POLICE DEPARTMENT	2	0	2
STANTON POLICE DEPARTMENT	7	0	7

**Kentucky State Police Troopers may be assigned to multiple counties per post.



County Seat: Stanton
Population: 12,434
Registered Sex Offenders: 38

**POWELL
COUNTY**

Group A Offenses	State Police		Sheriff		Clay City		Stanton		All Other Agencies		Total	
By Category	Offenses		Offenses		Offenses		Offenses		Offenses		Offenses	
	Reported	Cleared	Reported	Cleared	Reported	Cleared	Reported	Cleared	Reported	Cleared	Reported	Cleared
Arson	0	0	0	0	0	0	0	0	0	0	0	0
Assault Offenses	8	7	3	2	15	13	11	6	0	0	37	28
Bribery	0	0	0	0	0	0	0	0	0	0	0	0
Burglary/Breaking and Entering	9	0	23	2	5	1	11	1	0	0	48	4
Counterfeiting/Forgery	74	0	16	0	12	6	1	0	0	0	103	6
Destruction/Damage/Vandalism Of Property	4	1	3	0	4	1	12	1	0	0	23	3
Drug/Narcotic Offenses	16	9	116	24	51	37	11	9	0	0	194	79
Embezzlement	0	0	0	0	0	0	0	0	0	0	0	0
Extortion/Blackmail	0	0	0	0	0	0	0	0	0	0	0	0
Fraud Offenses	0	0	5	1	12	8	3	0	0	0	20	9
Gambling Offenses	0	0	0	0	0	0	0	0	0	0	0	0
Homicide Offenses	0	0	0	0	0	0	0	0	0	0	0	0
Kidnapping/Abduction	0	0	0	0	1	1	0	0	0	0	1	1
Larceny/Theft Offenses	6	1	42	0	39	15	34	0	0	0	121	16
Motor Vehicle Theft	1	0	2	1	3	0	5	1	0	0	11	2
Pornography/Obscene Material	1	1	0	0	0	0	0	0	0	0	1	1
Prostitution Offenses	0	0	0	0	0	0	0	0	0	0	0	0
Robbery	0	0	0	0	0	0	0	0	0	0	0	0
Sex Offenses, Forcible	11	7	0	0	0	0	2	0	0	0	13	7
Sex Offenses, Nonforcible	1	0	0	0	0	0	0	0	0	0	1	0
Stolen Property Offenses (Receiving, etc.)	0	0	2	1	5	0	0	0	0	0	7	1
Weapon Law Violations	0	0	22	0	1	1	2	2	0	0	25	3
Total	131	26	234	31	148	83	92	20	0	0	605	160

Pulaski County

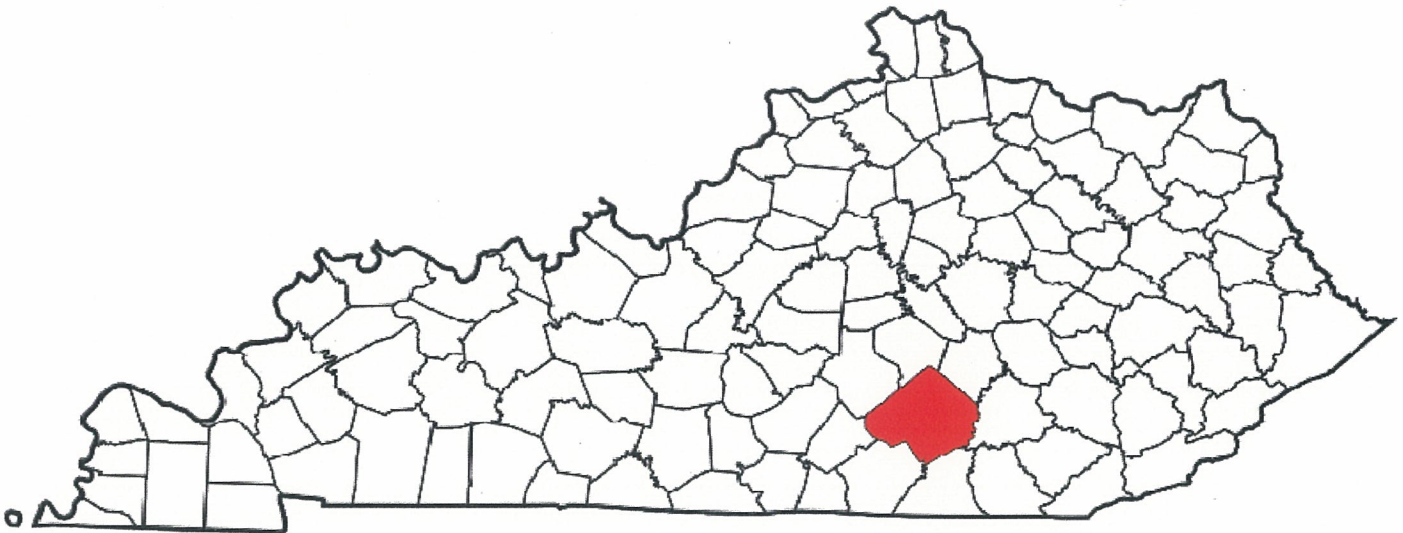
**A CRIME IS COMMITTED IN PULASKI COUNTY
APPROXIMATELY EVERY 2 HOURS**

FULL TIME SWORN LAW ENFORCEMENT EMPLOYEES

Agency	Male	Female	Total
STATE POLICE	46	3	49
PULASKI COUNTY SHERIFF'S OFFICE	35	1	36
SCIENCE HILL POLICE DEPARTMENT	2	0	2
SOMERSET POLICE DEPARTMENT	34	1	35
BURNSIDE POLICE DEPARTMENT	5	0	5
FERGUSON POLICE DEPARTMENT	1	0	1
LAKE CUMBERLAND TASK FORCE	3	0	0
UNITE DRUG TASK FORCE			0

**Kentucky State Police Troopers may be assigned to multiple counties per post.

**Task Forces cover multiple counties



County Seat: Somerset
Population: 63,825
Registered Sex Offenders: 81

**PULASKI
COUNTY**

Group A Offenses	State Police		Sheriff		Science Hill		Somerset		Burnside	
By Category	Offenses		Offenses		Offenses		Offenses		Offenses	
	Reported	Cleared	Reported	Cleared	Reported	Cleared	Reported	Cleared	Reported	Cleared
Arson	0	0	2	0	0	0	3	0	1	0
Assault Offenses	9	5	41	21	0	0	113	73	17	13
Bribery	0	0	0	0	0	0	0	0	0	0
Burglary/Breaking and Entering	9	0	368	11	1	0	70	8	12	1
Counterfeiting/Forgery	4	0	53	16	0	0	121	7	2	0
Destruction/Damage/Vandalism Of Property	6	1	58	3	0	0	52	7	10	1
Drug/Narcotic Offenses	41	10	57	9	0	0	468	395	20	20
Embezzlement	0	0	0	0	0	0	0	0	0	0
Extortion/Blackmail	0	0	0	0	0	0	0	0	0	0
Fraud Offenses	5	4	30	4	1	0	58	14	1	0
Gambling Offenses	0	0	0	0	0	0	0	0	0	0
Homicide Offenses	1	1	2	0	0	0	2	0	0	0
Kidnapping/Abduction	0	0	3	0	0	0	2	0	0	0
Larceny/Theft Offenses	18	2	527	15	6	0	636	329	79	55
Motor Vehicle Theft	0	0	44	2	0	0	27	2	0	0
Pornography/Obscene Material	0	0	2	0	0	0	1	0	0	0
Prostitution Offenses	0	0	0	0	0	0	0	0	0	0
Robbery	2	0	13	4	0	0	12	5	2	2
Sex Offenses, Forcible	13	8	19	1	0	0	21	1	0	0
Sex Offenses, Nonforcible	5	2	5	0	0	0	52	0	0	0
Stolen Property Offenses (Receiving, etc.)	2	1	10	3	0	0	13	2	0	0
Weapon Law Violations	2	2	5	3	0	0	23	18	0	0
Total	117	36	1239	92	8	0	1674	861	144	92

**PULASKI
COUNTY**

Group A Offenses	Ferguson		Lake Cumberland TF		UNITE Drug TF		All Other Agencies		Total	
By Category	Offenses		Offenses		Offenses		Offenses		Offenses	
	Reported	Cleared	Reported	Cleared	Reported	Cleared	Reported	Cleared	Reported	Cleared
Arson	0	0	0	0	0	0	0	0	6	0
Assault Offenses	0	0	0	0	0	0	2	2	182	114
Bribery	0	0	0	0	0	0	0	0	0	0
Burglary/Breaking and Entering	0	0	0	0	0	0	0	0	460	20
Counterfeiting/Forgery	0	0	0	0	0	0	0	0	180	23
Destruction/Damage/Vandalism Of Property	0	0	0	0	0	0	0	0	126	12
Drug/Narcotic Offenses	0	0	58	0	2	0	19	16	665	450
Embezzlement	0	0	0	0	0	0	0	0	0	0
Extortion/Blackmail	0	0	0	0	0	0	0	0	0	0
Fraud Offenses	0	0	0	0	0	0	1	0	96	22
Gambling Offenses	0	0	0	0	0	0	0	0	0	0
Homicide Offenses	0	0	0	0	0	0	0	0	5	1
Kidnapping/Abduction	0	0	0	0	0	0	0	0	5	0
Larceny/Theft Offenses	4	1	1	0	1	0	4	3	1276	405
Motor Vehicle Theft	0	0	0	0	0	0	0	0	71	4
Pornography/Obscene Material	0	0	0	0	0	0	0	0	3	0
Prostitution Offenses	0	0	0	0	0	0	0	0	0	0
Robbery	0	0	0	0	0	0	0	0	29	11
Sex Offenses, Forcible	0	0	0	0	0	0	0	0	53	10
Sex Offenses, Nonforcible	0	0	0	0	0	0	0	0	62	2
Stolen Property Offenses (Receiving, etc.)	0	0	0	0	0	0	0	0	25	6
Weapon Law Violations	0	0	0	0	0	0	1	1	31	24
Total	4	1	59	0	3	0	27	22	3275	1104

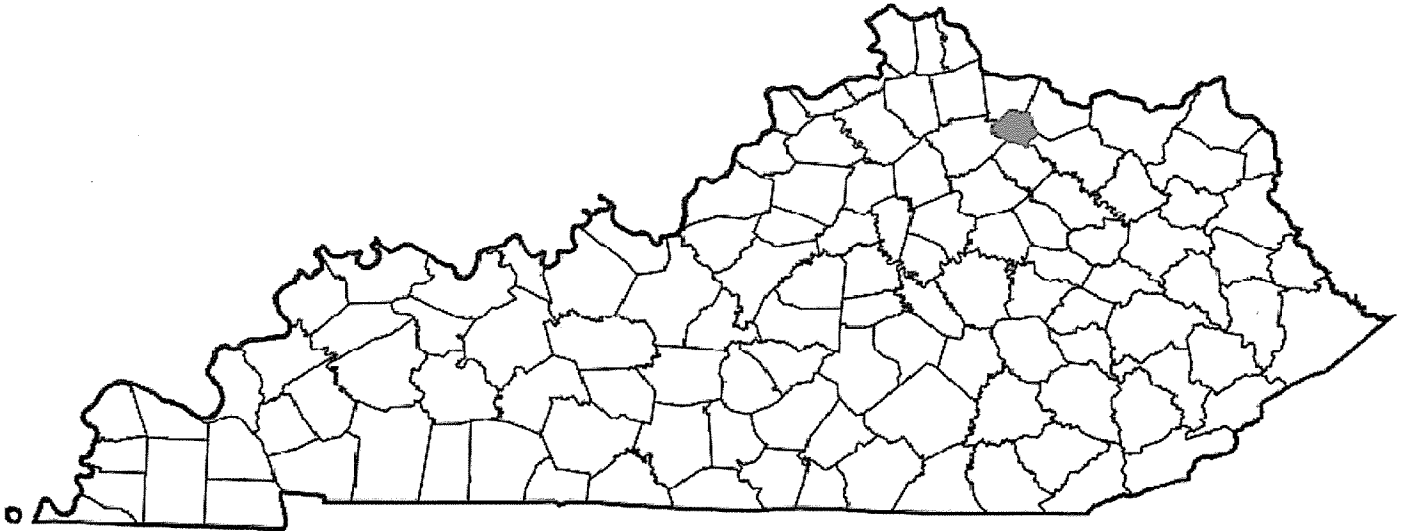
Robertson County

**A CRIME IS COMMITTED IN ROBERTSON COUNTY
APPROXIMATELY EVERY 11.8 DAYS**

FULL TIME SWORN LAW ENFORCEMENT EMPLOYEES

Agency	Male	Female	Total
STATE POLICE	36	0	36
ROBERTSON COUNTY SHERIFF'S OFFICE	1	0	1

**Kentucky State Police Troopers may be assigned to multiple counties per post.



County Seat: Mt. Olivet
Population: 2,197
Registered Sex Offenders: 1

**ROBERTSON
COUNTY**

Group A Offenses	State Police		Sheriff		All Other Agencies		-		Total	
By Category	Offenses		Offenses		Offenses		Offenses		Offenses	
	Reported	Cleared	Reported	Cleared	Reported	Cleared	Reported	Cleared	Reported	Cleared
Arson	0	0	0	0	0	0			0	0
Assault Offenses	12	11	0	0	0	0			12	11
Bribery	0	0	0	0	0	0			0	0
Burglary/Breaking and Entering	7	1	0	0	0	0			7	1
Counterfeiting/Forgery	1	1	0	0	0	0			1	1
Destruction/Damage/Vandalism Of Property	4	3	0	0	0	0			4	3
Drug/Narcotic Offenses	5	2	0	0	0	0			5	2
Embezzlement	0	0	0	0	0	0			0	0
Extortion/Blackmail	0	0	0	0	0	0			0	0
Fraud Offenses	0	0	0	0	0	0			0	0
Gambling Offenses	0	0	0	0	0	0			0	0
Homicide Offenses	0	0	0	0	0	0			0	0
Kidnapping/Abduction	0	0	0	0	0	0			0	0
Larceny/Theft Offenses	2	1	0	0	0	0			2	1
Motor Vehicle Theft	0	0	0	0	0	0			0	0
Pornography/Obscene Material	0	0	0	0	0	0			0	0
Prostitution Offenses	0	0	0	0	0	0			0	0
Robbery	0	0	0	0	0	0			0	0
Sex Offenses, Forcible	0	0	0	0	0	0			0	0
Sex Offenses, Nonforcible	0	0	0	0	0	0			0	0
Stolen Property Offenses (Receiving, etc.)	0	0	0	0	0	0			0	0
Weapon Law Violations	0	0	0	0	0	0			0	0
Total	31	19	0	0	0	0	0	0	31	19

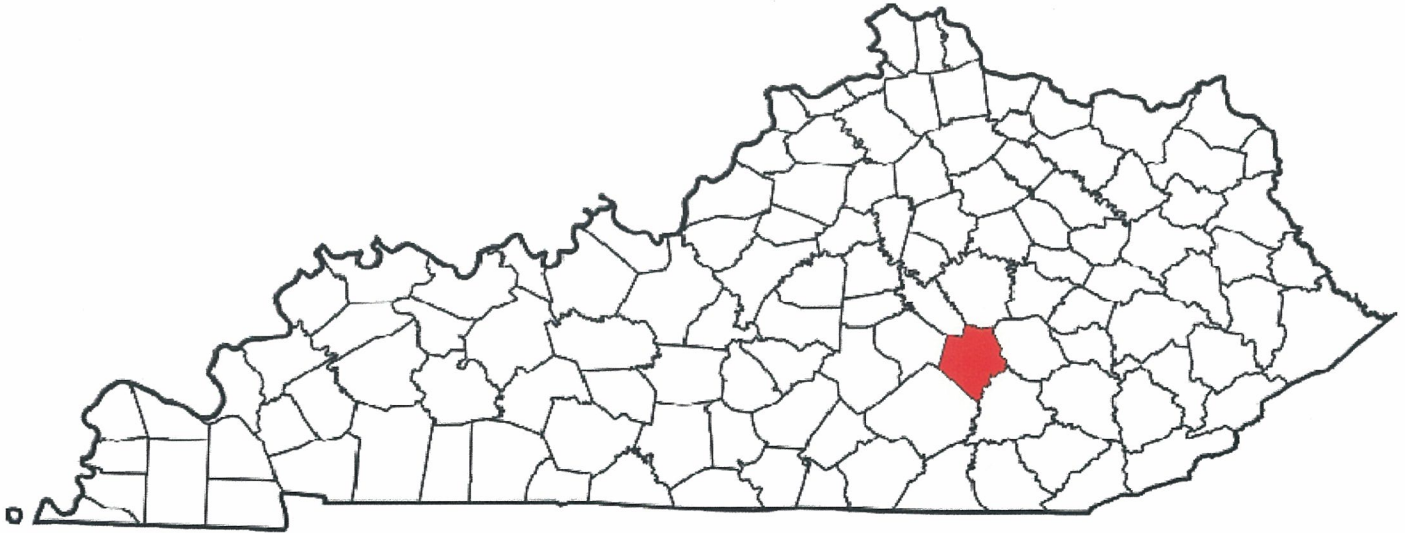
Rockcastle County

**A CRIME IS COMMITTED IN ROCKCASTLE COUNTY
APPROXIMATELY EVERY 16 HOURS**

FULL TIME SWORN LAW ENFORCEMENT EMPLOYEES

Agency	Male	Female	Total
STATE POLICE	46	3	49
ROCKCASTLE COUNTY SHERIFF'S OFFICE	5	0	5
MOUNT VERNON POLICE DEPARTMENT	8	0	8
BRODHEAD POLICE DEPARTMENT	1	0	1

**Kentucky State Police Troopers may be assigned to multiple counties per post.



County Seat: Mt. Vernon
Population: 16,826
Registered Sex Offenders: 28

**ROCKCASTLE
COUNTY**

Group A Offenses	State Police		Sheriff		Mount Vernon		Brodhead		All Other Agencies		Total	
By Category	Offenses		Offenses		Offenses		Offenses		Offenses		Offenses	
	Reported	Cleared	Reported	Cleared	Reported	Cleared	Reported	Cleared	Reported	Cleared	Reported	Cleared
Arson	2	0	1	0	0	0	0	0	0	0	3	0
Assault Offenses	35	31	38	30	8	6	0	0	0	0	81	67
Bribery	0	0	0	0	0	0	0	0	0	0	0	0
Burglary/Breaking and Entering	27	4	18	3	12	6	0	0	0	0	57	13
Counterfeiting/Forgery	0	0	4	0	2	1	0	0	0	0	6	1
Destruction/Damage/Vandalism Of Property	14	7	9	1	4	3	0	0	0	0	27	11
Drug/Narcotic Offenses	129	83	19	19	74	68	0	0	19	0	241	170
Embezzlement	0	0	0	0	0	0	0	0	0	0	0	0
Extortion/Blackmail	0	0	0	0	0	0	0	0	0	0	0	0
Fraud Offenses	3	2	1	0	0	0	0	0	0	0	4	2
Gambling Offenses	0	0	0	0	0	0	0	0	0	0	0	0
Homicide Offenses	0	0	1	1	0	0	0	0	0	0	1	1
Kidnapping/Abduction	1	1	0	0	1	1	0	0	0	0	2	2
Larceny/Theft Offenses	27	15	9	2	16	9	0	0	0	0	52	26
Motor Vehicle Theft	7	3	9	1	0	0	0	0	0	0	16	4
Pornography/Obscene Material	4	4	0	0	0	0	0	0	0	0	4	4
Prostitution Offenses	0	0	0	0	0	0	0	0	0	0	0	0
Robbery	2	1	3	2	2	1	0	0	0	0	7	4
Sex Offenses, Forcible	7	4	0	0	0	0	0	0	0	0	7	4
Sex Offenses, Nonforcible	4	3	0	0	0	0	0	0	0	0	4	3
Stolen Property Offenses (Receiving, etc.)	11	11	2	1	3	1	0	0	1	0	17	13
Weapon Law Violations	4	4	1	1	0	0	0	0	0	0	5	5
Total	277	173	115	61	122	96	0	0	20	0	534	330

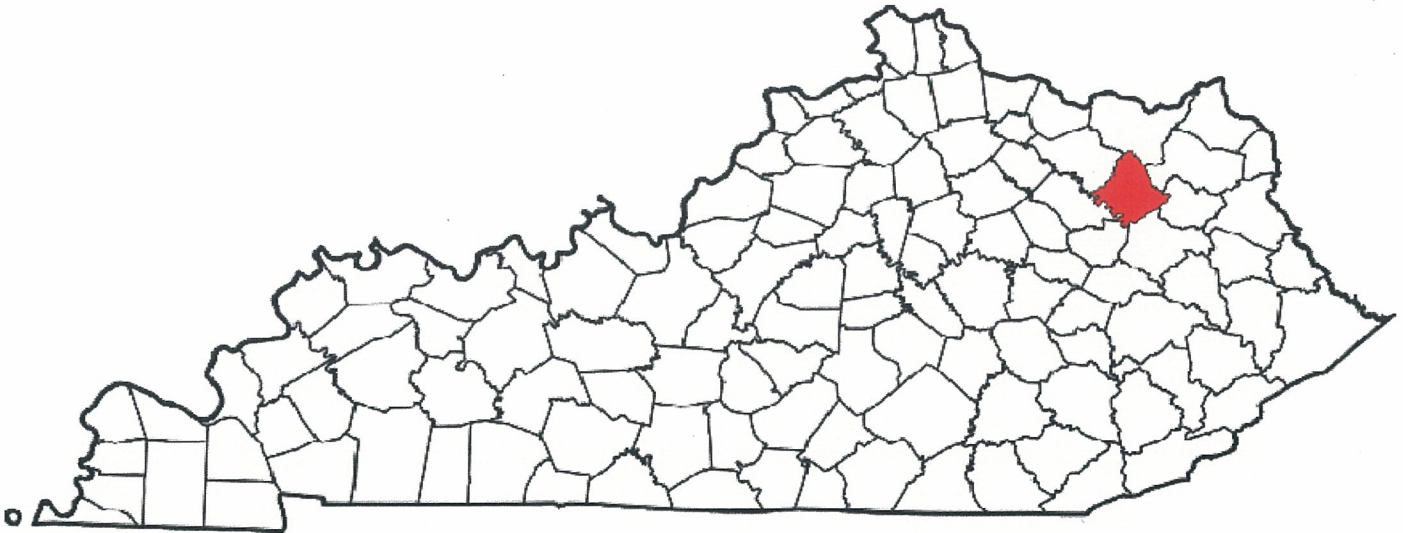
Rowan County

A CRIME IS COMMITTED IN ROWAN COUNTY
APPROXIMATELY EVERY 7 HOURS

FULL TIME SWORN LAW ENFORCEMENT EMPLOYEES

Agency	Male	Female	Total
STATE POLICE	45	1	46
ROWAN COUNTY SHERIFF'S OFFICE	8	0	8
MOREHEAD POLICE DEPARTMENT	20	0	20
MOREHEAD STATE UNIVERSITY	13	2	15

**Kentucky State Police Troopers may be assigned to multiple counties per post.



County Seat: Morehead
Population: 23,655
Registered Sex Offenders: 22

ROWAN COUNTY

Group A Offenses	State Police		Sheriff		Morehead		Morehead University		All Other Agencies		Total	
By Category	Offenses		Offenses		Offenses		Offenses		Offenses		Offenses	
	Reported	Cleared	Reported	Cleared	Reported	Cleared	Reported	Cleared	Reported	Cleared	Reported	Cleared
Arson	0	0	1	0	0	0	0	0	0	0	1	0
Assault Offenses	59	57	55	30	68	39	6	0	0	0	188	126
Bribery	1	1	0	0	0	0	0	0	0	0	1	1
Burglary/Breaking and Entering	53	16	14	0	18	1	35	5	0	0	120	22
Counterfeiting/Forgery	78	28	7	5	17	2	0	0	2	1	104	36
Destruction/Damage/Vandalism Of Property	8	4	11	3	27	10	15	1	1	1	62	19
Drug/Narcotic Offenses	150	85	42	19	93	72	5	2	1	1	291	179
Embezzlement	0	0	0	0	0	0	0	0	0	0	0	0
Extortion/Blackmail	0	0	0	0	0	0	0	0	0	0	0	0
Fraud Offenses	17	12	3	3	10	2	2	2	0	0	32	19
Gambling Offenses	0	0	0	0	0	0	0	0	0	0	0	0
Homicide Offenses	3	2	0	0	1	0	0	0	0	0	4	2
Kidnapping/Abduction	0	0	0	0	3	0	0	0	0	0	3	0
Larceny/Theft Offenses	73	41	38	12	140	83	51	5	0	0	302	141
Motor Vehicle Theft	5	1	1	0	9	2	0	0	0	0	15	3
Pornography/Obscene Material	0	0	1	1	0	0	0	0	0	0	1	1
Prostitution Offenses	0	0	0	0	0	0	0	0	0	0	0	0
Robbery	1	1	0	0	1	0	0	0	0	0	2	1
Sex Offenses, Forcible	21	14	1	0	2	1	1	1	0	0	25	16
Sex Offenses, Nonforcible	3	3	0	0	0	0	0	0	0	0	3	3
Stolen Property Offenses (Receiving, etc.)	26	19	8	5	8	3	3	0	0	0	45	27
Weapon Law Violations	3	2	4	2	1	1	0	0	0	0	8	5
Total	501	286	186	80	398	216	118	16	4	3	1207	601

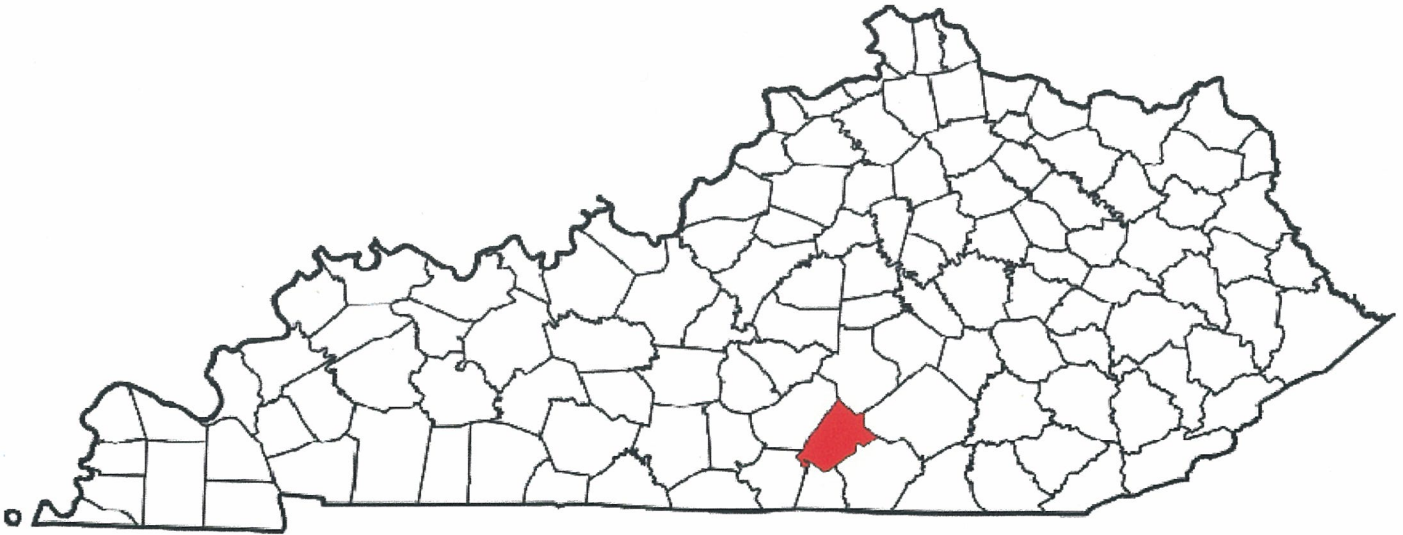
Russell County

**A CRIME IS COMMITTED IN RUSSELL COUNTY
APPROXIMATELY EVERY 20 HOURS**

FULL TIME SWORN LAW ENFORCEMENT EMPLOYEES

Agency	Male	Female	Total
STATE POLICE	38	0	38
RUSSELL COUNTY SHERIFF'S OFFICE	9	1	10
JAMESTOWN POLICE DEPARTMENT	4	1	5
RUSSELL SPRINGS POLICE DEPARTMENT	5	2	7

**Kentucky State Police Troopers may be assigned to multiple counties per post.



County Seat: Jamestown
Population: 17,774
Registered Sex Offenders: 33

**RUSSELL
COUNTY**

Group A Offenses	State Police		Sheriff		Jamestown		Russell Springs		All Other Agencies		Total	
By Category	Offenses		Offenses		Offenses		Offenses		Offenses		Offenses	
	Reported	Cleared	Reported	Cleared	Reported	Cleared	Reported	Cleared	Reported	Cleared	Reported	Cleared
Arson	0	0	0	0	0	0	0	0	0	0	0	0
Assault Offenses	17	8	17	10	19	19	20	17	0	0	73	54
Bribery	0	0	0	0	0	0	0	0	0	0	0	0
Burglary/Breaking and Entering	4	0	25	4	11	7	16	0	0	0	56	11
Counterfeiting/Forgery	8	5	0	0	3	3	12	5	0	0	23	13
Destruction/Damage/Vandalism Of Property	1	1	8	2	8	4	3	1	0	0	20	8
Drug/Narcotic Offenses	18	6	21	19	28	20	20	19	0	0	87	64
Embezzlement	0	0	0	0	0	0	0	0	0	0	0	0
Extortion/Blackmail	0	0	0	0	0	0	0	0	0	0	0	0
Fraud Offenses	2	0	0	0	1	0	1	1	0	0	4	1
Gambling Offenses	0	0	0	0	0	0	0	0	0	0	0	0
Homicide Offenses	1	1	0	0	0	0	1	0	0	0	2	1
Kidnapping/Abduction	1	1	2	0	0	0	0	0	0	0	3	1
Larceny/Theft Offenses	16	3	15	0	7	2	55	28	5	0	98	33
Motor Vehicle Theft	2	2	5	0	0	0	5	1	0	0	12	3
Pornography/Obscene Material	1	1	0	0	0	0	4	4	0	0	5	5
Prostitution Offenses	0	0	0	0	0	0	0	0	0	0	0	0
Robbery	1	0	0	0	1	0	0	0	0	0	2	0
Sex Offenses, Forcible	17	7	2	1	0	0	3	2	0	0	22	10
Sex Offenses, Nonforcible	3	2	0	0	0	0	1	1	0	0	4	3
Stolen Property Offenses (Receiving, etc.)	2	0	2	1	0	0	3	2	0	0	7	3
Weapon Law Violations	0	0	2	2	2	2	1	0	0	0	5	4
Total	94	37	99	39	80	57	145	81	5	0	423	214

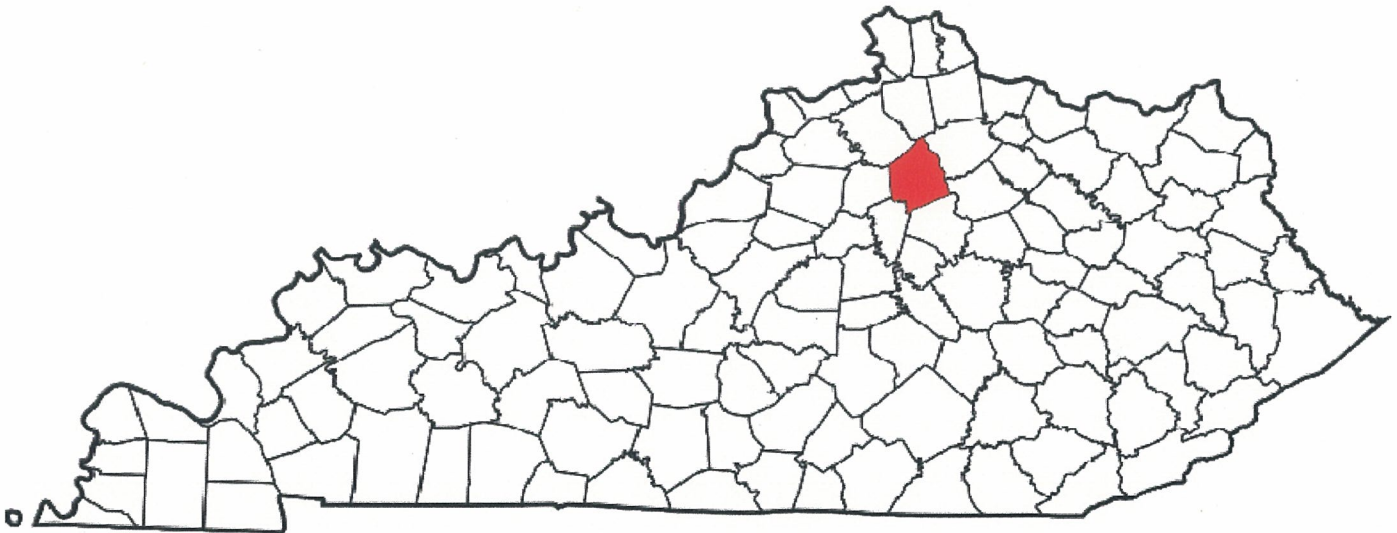
Scott County

A CRIME IS COMMITTED IN SCOTT COUNTY
APPROXIMATELY EVERY 2 HOURS

FULL TIME SWORN LAW ENFORCEMENT EMPLOYEES

Agency	Male	Female	Total
STATE POLICE	42	2	44
SCOTT COUNTY SHERIFF'S OFFICE	31	1	32
GEORGETOWN POLICE DEPARTMENT	48	3	51
STAMPING GROUND POLICE DEPARTMENT	4	0	4
SADIEVILLE POLICE DEPARTMENT	1	0	1

**Kentucky State Police Troopers may be assigned to multiple counties per post.



County Seat: Georgetown
Population: 51,284
Registered Sex Offenders: 52

SCOTT COUNTY

Group A Offenses	State Police		Sheriff		Georgetown PD		Stamping Ground		Sadieville PD		All Other Agencies		Total	
By Category	Offenses		Offenses		Offenses		Offenses		Offenses		Offenses		Offenses	
	Reported	Cleared	Reported	Cleared	Reported	Cleared	Reported	Cleared	Reported	Cleared	Reported	Cleared	Reported	Cleared
Arson	9	1	0	0	0	0	0	0	0	0	0	0	9	1
Assault Offenses	5	4	95	41	524	216	0	0	0	0	1	1	625	262
Bribery	1	0	0	0	1	1	0	0	0	0	0	0	2	1
Burglary/Breaking and Entering	4	0	73	11	131	14	0	0	1	0	0	0	209	25
Counterfeiting/Forgery	3	3	21	14	62	20	0	0	0	0	1	1	87	38
Destruction/Damage/Vandalism Of Property	1	1	43	13	309	26	0	0	0	0	1	1	354	41
Drug/Narcotic Offenses	27	9	114	63	306	171	2	2	0	0	0	0	449	245
Embezzlement	0	0	0	0	0	0	0	0	0	0	0	0	0	0
Extortion/Blackmail	0	0	0	0	1	0	0	0	0	0	0	0	1	0
Fraud Offenses	2	0	31	8	98	15	0	0	0	0	0	0	131	23
Gambling Offenses	0	0	0	0	0	0	0	0	0	0	0	0	0	0
Homicide Offenses	0	0	0	0	2	0	0	0	0	0	0	0	2	0
Kidnapping/Abduction	0	0	2	1	4	0	0	0	0	0	0	0	6	1
Larceny/Theft Offenses	7	1	120	20	921	191	4	1	0	0	0	0	1052	213
Motor Vehicle Theft	2	1	13	4	34	3	0	0	0	0	1	1	50	9
Pornography/Obscene Material	6	0	0	0	33	31	0	0	0	0	0	0	39	31
Prostitution Offenses	0	0	0	0	2	0	0	0	0	0	0	0	2	0
Robbery	0	0	6	3	28	12	0	0	0	0	0	0	34	15
Sex Offenses, Forcible	7	4	27	27	27	5	0	0	0	0	0	0	61	36
Sex Offenses, Nonforcible	1	0	0	0	2	1	0	0	0	0	0	0	3	1
Stolen Property Offenses (Receiving, etc.)	3	1	14	11	31	12	1	1	0	0	0	0	49	25
Weapon Law Violations	0	0	7	7	20	13	0	0	0	0	0	0	27	20
Total	78	25	566	223	2536	731	7	4	1	0	4	4	3192	987

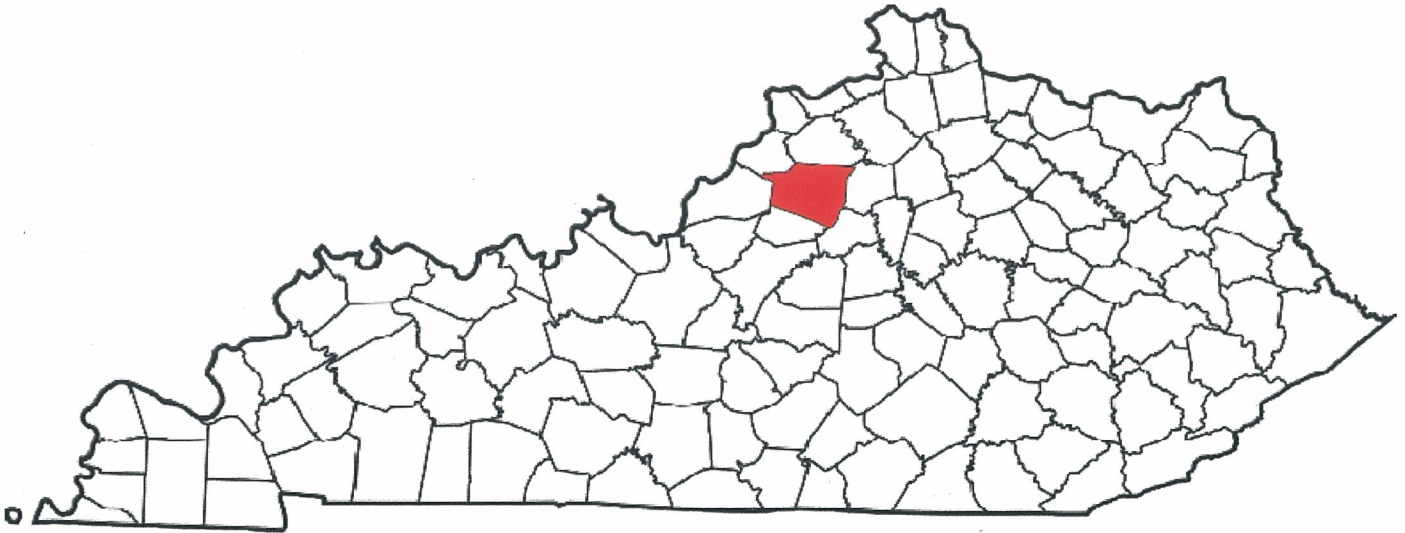
Shelby County

A CRIME IS COMMITTED IN SHELBY COUNTY
APPROXIMATELY EVERY 3 HOURS

FULL TIME SWORN LAW ENFORCEMENT EMPLOYEES

Agency	Male	Female	Total
STATE POLICE	42	2	44
SHELBY COUNTY SHERIFF'S OFFICE	20	2	22
SHELBYVILLE POLICE DEPARTMENT	23	1	24
SIMPSONVILLE POLICE DEPARTMENT	5	0	5

**Kentucky State Police Troopers may be assigned to multiple counties per post.



County Seat: Shelbyville
Population: 44,875
Registered Sex Offenders: 59

SHELBY COUNTY

Group A Offenses	State Police		Sheriff		Shelbyville		Simpsonville		All Other Agencies		Total		
By Category	Offenses		Offenses		Offenses		Offenses		Offenses		Offenses		
	Reported	Cleared	Reported	Cleared	Reported	Cleared	Reported	Cleared	Reported	Cleared	Reported	Cleared	
Arson	2	0	2	1	1	0	0	0	0	0	0	5	1
Assault Offenses	33	31	197	122	176	121	5	3	0	0	0	411	277
Bribery	0	0	0	0	0	0	0	0	0	0	0	0	0
Burglary/Breaking and Entering	5	2	116	10	69	20	5	0	0	0	0	195	32
Counterfeiting/Forgery	7	0	38	4	49	38	2	0	0	0	0	96	42
Destruction/Damage/Vandalism Of Property	2	2	85	9	152	28	10	6	0	0	0	249	45
Drug/Narcotic Offenses	86	62	119	100	87	84	29	24	9	9	9	330	279
Embezzlement	0	0	0	0	0	0	0	0	0	0	0	0	0
Extortion/Blackmail	0	0	0	0	0	0	0	0	0	0	0	0	0
Fraud Offenses	13	10	41	4	33	9	4	1	1	1	1	92	25
Gambling Offenses	0	0	0	0	0	0	0	0	0	0	0	0	0
Homicide Offenses	8	0	2	2	1	1	4	4	0	0	0	15	7
Kidnapping/Abduction	2	2	5	3	4	3	1	1	0	0	0	12	9
Larceny/Theft Offenses	21	14	322	30	319	86	40	16	0	0	0	702	146
Motor Vehicle Theft	1	0	21	3	21	5	1	1	0	0	0	44	9
Pornography/Obscene Material	1	0	1	1	0	0	0	0	0	0	0	2	1
Prostitution Offenses	0	0	0	0	0	0	0	0	0	0	0	0	0
Robbery	2	2	5	1	12	4	0	0	0	0	0	19	7
Sex Offenses, Forcible	4	1	10	2	4	1	0	0	0	0	0	18	4
Sex Offenses, Nonforcible	0	0	2	0	0	0	0	0	0	0	0	2	0
Stolen Property Offenses (Receiving, etc.)	4	3	15	9	4	4	0	0	0	0	0	23	16
Weapon Law Violations	3	2	11	9	3	3	0	0	0	0	0	17	14
Total	194	131	992	310	935	407	101	56	10	10	10	2232	914

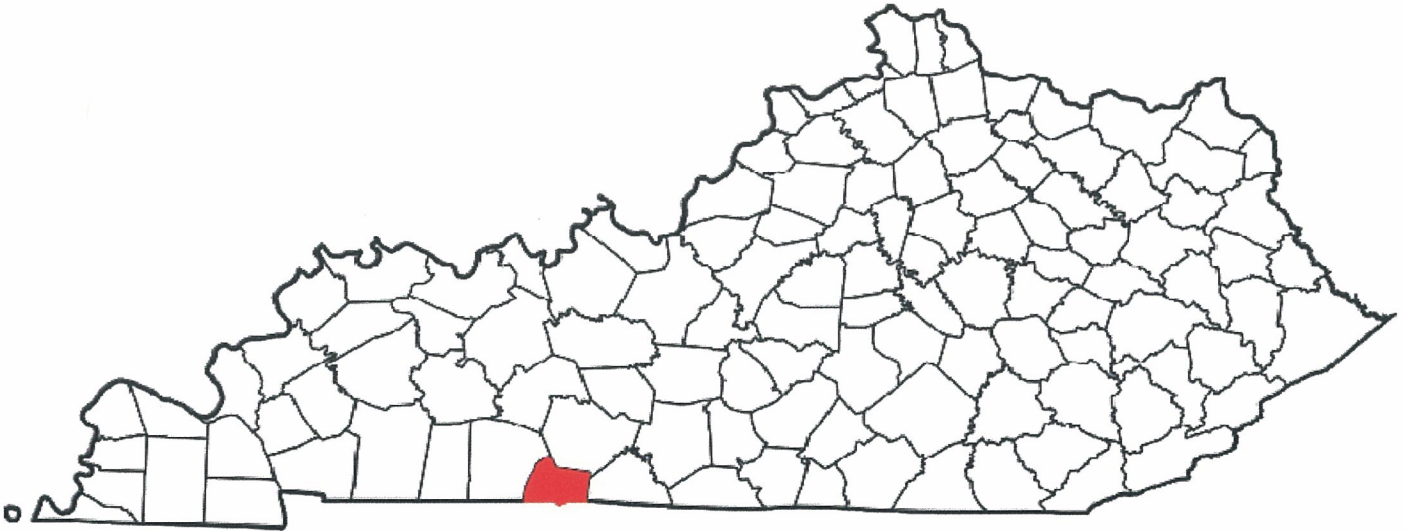
Simpson County

A CRIME IS COMMITTED IN SIMPSON COUNTY
APPROXIMATELY EVERY 6 HOURS

FULL TIME SWORN LAW ENFORCEMENT EMPLOYEES

Agency	Male	Female	Total
STATE POLICE	41	1	42
SIMPSON COUNTY SHERIFF'S OFFICE	11	0	11
FRANKLIN POLICE DEPARTMENT	19	2	21

**Kentucky State Police Troopers may be assigned to multiple counties per post.



County Seat: Franklin
Population: 17,826
Registered Sex Offenders: 40

**SIMPSON
COUNTY**

Group A Offenses	State Police		Sheriff		Franklin		All Other Agencies		Total	
By Category	Offenses		Offenses		Offenses		Offenses		Offenses	
	Reported	Cleared	Reported	Cleared	Reported	Cleared	Reported	Cleared	Reported	Cleared
Arson	0	0	1	0	1	0	0	0	2	0
Assault Offenses	6	6	26	14	106	57	0	0	138	77
Bribery	0	0	1	1	0	0	0	0	1	1
Burglary/Breaking and Entering	1	0	30	6	63	3	0	0	94	9
Counterfeiting/Forgery	0	0	14	0	49	0	0	0	63	0
Destruction/Damage/Vandalism Of Property	3	0	49	5	87	10	0	0	139	15
Drug/Narcotic Offenses	31	6	113	88	118	88	25	2	287	184
Embezzlement	0	0	0	0	0	0	0	0	0	0
Extortion/Blackmail	0	0	0	0	0	0	0	0	0	0
Fraud Offenses	1	1	16	7	24	3	0	0	41	11
Gambling Offenses	0	0	0	0	0	0	0	0	0	0
Homicide Offenses	1	0	0	0	3	3	0	0	4	3
Kidnapping/Abduction	1	1	1	1	2	2	0	0	4	4
Larceny/Theft Offenses	9	7	81	9	310	71	0	0	400	87
Motor Vehicle Theft	0	0	9	1	8	1	0	0	17	2
Pornography/Obscene Material	0	0	2	2	2	1	0	0	4	3
Prostitution Offenses	0	0	0	0	0	0	0	0	0	0
Robbery	0	0	0	0	9	5	0	0	9	5
Sex Offenses, Forcible	0	0	6	1	17	7	0	0	23	8
Sex Offenses, Nonforcible	0	0	0	0	1	1	0	0	1	1
Stolen Property Offenses (Receiving, etc.)	1	0	10	2	19	2	1	1	31	5
Weapon Law Violations	0	0	4	3	5	3	0	0	9	6
Total	54	21	363	140	824	257	26	3	1267	421

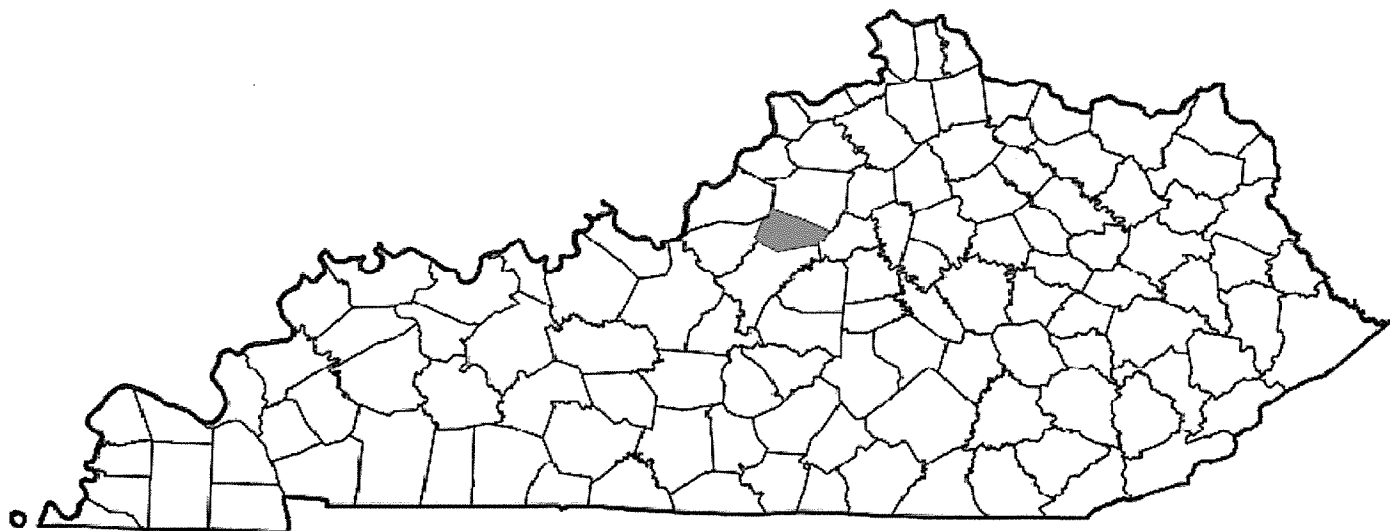
Spencer County

A CRIME IS COMMITTED IN SPENCER COUNTY
APPROXIMATELY EVERY 1.3 DAYS

FULL TIME SWORN LAW ENFORCEMENT EMPLOYEES

Agency	Male	Female	Total
STATE POLICE	42	2	44
SPENCER COUNTY SHERIFF'S OFFICE	10	0	10
TAYLORSVILLE POLICE DEPARTMENT	2	0	2

**Kentucky State Police Troopers may be assigned to multiple counties per post.



County Seat: Taylorsville
Population: 17,668
Registered Sex Offenders: 18

**SPENCER
COUNTY**

Group A Offenses	State Police		Sheriff		Taylorsville PD		All Other Agencies		-		Total	
By Category	Offenses		Offenses		Offenses		Offenses		Offenses		Offenses	
	Reported	Cleared	Reported	Cleared	Reported	Cleared	Reported	Cleared	Reported	Cleared	Reported	Cleared
Arson	1	0	0	0	0	0	0	0			1	0
Assault Offenses	3	3	11	6	13	5	0	0			27	14
Bribery	0	0	0	0	0	0	0	0			0	0
Burglary/Breaking and Entering	1	0	36	1	1	0	0	0			38	1
Counterfeiting/Forgery	0	0	0	0	7	0	0	0			7	0
Destruction/Damage/Vandalism Of Property	0	0	21	2	6	0	0	0			27	2
Drug/Narcotic Offenses	12	8	13	8	23	5	0	0			48	21
Embezzlement	0	0	0	0	0	0	0	0			0	0
Extortion/Blackmail	0	0	0	0	0	0	0	0			0	0
Fraud Offenses	1	1	12	0	5	2	0	0			18	3
Gambling Offenses	0	0	0	0	0	0	0	0			0	0
Homicide Offenses	0	0	0	0	0	0	0	0			0	0
Kidnapping/Abduction	0	0	1	0	0	0	0	0			1	0
Larceny/Theft Offenses	4	1	53	4	26	10	0	0			83	15
Motor Vehicle Theft	0	0	5	0	1	1	0	0			6	1
Pornography/Obscene Material	4	4	0	0	0	0	0	0			4	4
Prostitution Offenses	0	0	0	0	0	0	0	0			0	0
Robbery	1	1	1	0	0	0	0	0			2	1
Sex Offenses, Forcible	4	1	2	1	1	1	0	0			7	3
Sex Offenses, Nonforcible	1	0	1	0	2	2	0	0			4	2
Stolen Property Offenses (Receiving, etc.)	1	0	1	0	0	0	0	0			2	0
Weapon Law Violations	0	0	4	0	0	0	0	0			4	0
Total	33	19	161	22	85	26	0	0	0	0	279	67

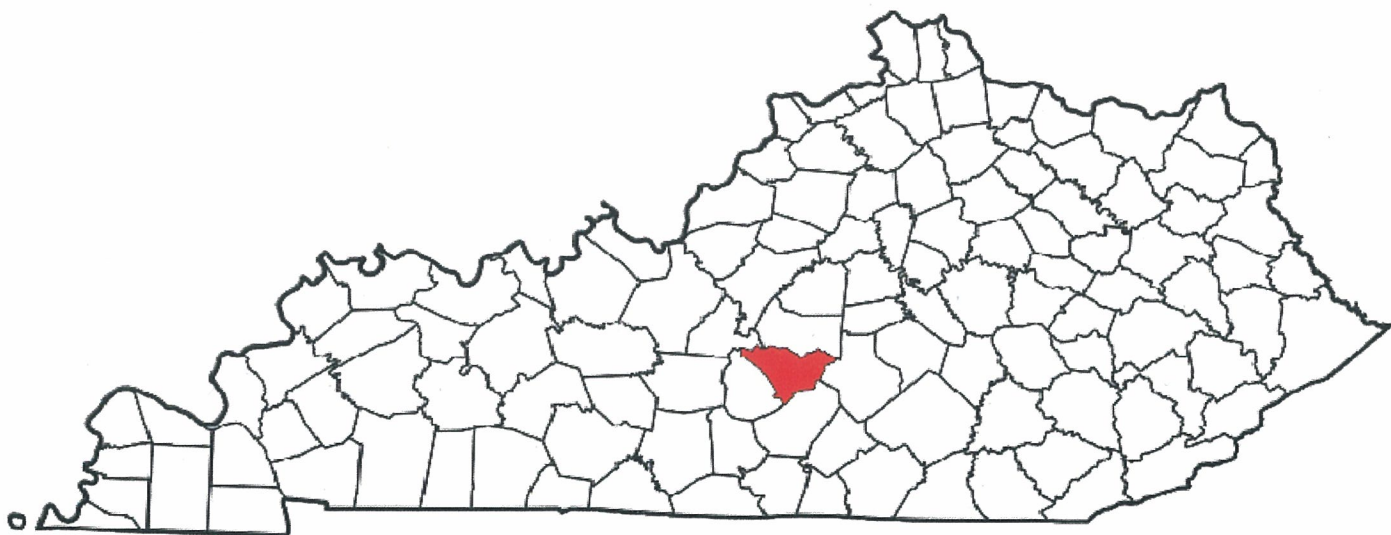
Taylor County

A CRIME IS COMMITTED IN TAYLOR COUNTY
APPROXIMATELY EVERY 5 HOURS

FULL TIME SWORN LAW ENFORCEMENT EMPLOYEES

Agency	Male	Female	Total
STATE POLICE	38	0	38
TAYLOR COUNTY SHERIFF'S OFFICE	9	0	9
CAMPBELLSVILLE POLICE DEPARTMENT	21	1	22

**Kentucky State Police Troopers may be assigned to multiple counties per post.



County Seat: Campbellsville
Population: 25,257
Registered Sex Offenders: 54

**TAYLOR
COUNTY**

Group A Offenses	State Police		Sheriff		Campbellsville		All Other Agencies		Total	
By Category	Offenses		Offenses		Offenses		Offenses		Offenses	
	Reported	Cleared	Reported	Cleared	Reported	Cleared	Reported	Cleared	Reported	Cleared
Arson	0	0	1	0	1	0	0	0	2	0
Assault Offenses	8	7	55	19	190	179	1	1	254	206
Bribery	1	1	0	0	0	0	0	0	1	1
Burglary/Breaking and Entering	1	1	61	5	104	24	0	0	166	30
Counterfeiting/Forgery	3	3	5	0	28	4	0	0	36	7
Destruction/Damage/Vandalism Of Property	1	1	43	1	108	31	0	0	152	33
Drug/Narcotic Offenses	53	30	7	4	133	123	1	1	194	158
Embezzlement	0	0	0	0	0	0	0	0	0	0
Extortion/Blackmail	0	0	0	0	0	0	0	0	0	0
Fraud Offenses	6	2	13	0	26	18	0	0	45	20
Gambling Offenses	0	0	0	0	0	0	0	0	0	0
Homicide Offenses	0	0	1	1	1	1	0	0	2	2
Kidnapping/Abduction	0	0	1	0	6	6	0	0	7	6
Larceny/Theft Offenses	9	5	112	11	326	128	0	0	447	144
Motor Vehicle Theft	1	1	12	1	18	11	0	0	31	13
Pornography/Obscene Material	2	1	6	4	1	1	0	0	9	6
Prostitution Offenses	0	0	0	0	0	0	0	0	0	0
Robbery	0	0	0	0	6	6	0	0	6	6
Sex Offenses, Forcible	39	27	17	1	18	13	0	0	74	41
Sex Offenses, Nonforcible	4	4	5	0	1	1	0	0	10	5
Stolen Property Offenses (Receiving, etc.)	2	1	7	5	13	9	0	0	22	15
Weapon Law Violations	2	2	4	1	7	7	0	0	13	10
Total	132	86	350	53	987	562	2	2	1471	703

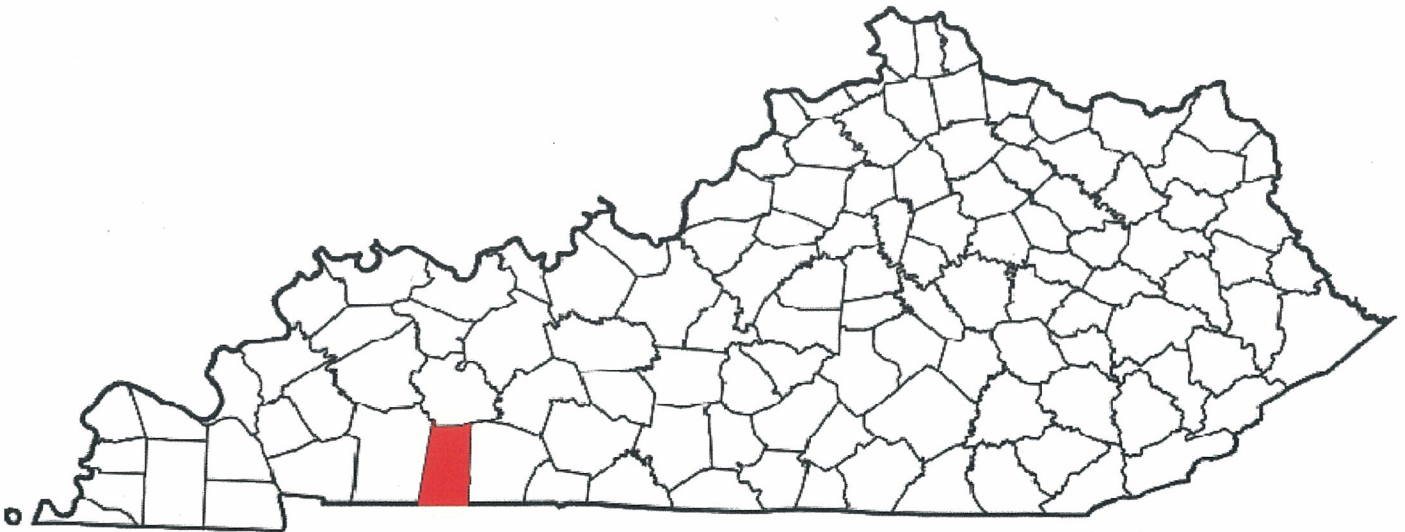
Todd County

**A CRIME IS COMMITTED IN TODD COUNTY
APPROXIMATELY EVERY 17 HOURS**

FULL TIME SWORN LAW ENFORCEMENT EMPLOYEES

Agency	Male	Female	Total
STATE POLICE	39	0	39
TODD COUNTY SHERIFF'S OFFICE	4	0	4
ELKTON POLICE DEPARTMENT	7	0	7
GUTHRIE POLICE DEPARTMENT	4	0	4
TRENTON POLICE DEPARTMENT	1	0	1

**Kentucky State Police Troopers may be assigned to multiple counties per post.



County Seat: Elkton
Population: 12,520
Registered Sex Offenders: 17

**TODD
COUNTY**

Group A Offenses	State Police		Sheriff		Elkton		Guthrie		Trenton		All Other Agencies		Total	
By Category	Offenses		Offenses		Offenses		Offenses		Offenses		Offenses		Offenses	
	Reported	Cleared	Reported	Cleared	Reported	Cleared	Reported	Cleared	Reported	Cleared	Reported	Cleared	Reported	Cleared
Arson	0	0	0	0	0	0	0	0	0	0	0	0	0	0
Assault Offenses	9	7	28	16	14	12	6	4	3	3	0	0	60	42
Bribery	0	0	0	0	0	0	0	0	0	0	0	0	0	0
Burglary/Breaking and Entering	7	2	46	11	8	0	8	1	0	0	0	0	69	14
Counterfeiting/Forgery	4	4	38	24	0	0	0	0	0	0	0	0	42	28
Destruction/Damage/Vandalism Of Property	1	1	11	3	6	2	1	0	1	1	0	0	20	7
Drug/Narcotic Offenses	43	38	32	25	50	45	12	12	3	3	12	4	152	127
Embezzlement	0	0	0	0	0	0	0	0	0	0	0	0	0	0
Extortion/Blackmail	0	0	0	0	0	0	0	0	0	0	0	0	0	0
Fraud Offenses	2	0	5	0	2	0	1	0	1	0	1	0	12	0
Gambling Offenses	0	0	0	0	0	0	0	0	0	0	0	0	0	0
Homicide Offenses	0	0	0	0	0	0	0	0	0	0	0	0	0	0
Kidnapping/Abduction	0	0	0	0	0	0	0	0	0	0	0	0	0	0
Larceny/Theft Offenses	5	3	68	17	18	3	11	4	2	0	0	0	104	27
Motor Vehicle Theft	1	0	9	1	2	0	6	5	0	0	0	0	18	6
Pornography/Obscene Material	0	0	0	0	0	0	1	0	0	0	0	0	1	0
Prostitution Offenses	0	0	0	0	0	0	0	0	0	0	0	0	0	0
Robbery	0	0	0	0	2	1	2	0	0	0	0	0	4	1
Sex Offenses, Forcible	7	1	0	0	0	0	1	0	0	0	0	0	8	1
Sex Offenses, Nonforcible	2	1	0	0	0	0	0	0	0	0	0	0	2	1
Stolen Property Offenses (Receiving, etc.)	1	1	2	1	4	3	3	2	0	0	0	0	10	7
Weapon Law Violations	2	2	2	2	1	1	1	1	0	0	0	0	6	6
Total	84	60	241	100	107	67	53	29	10	7	13	4	508	267

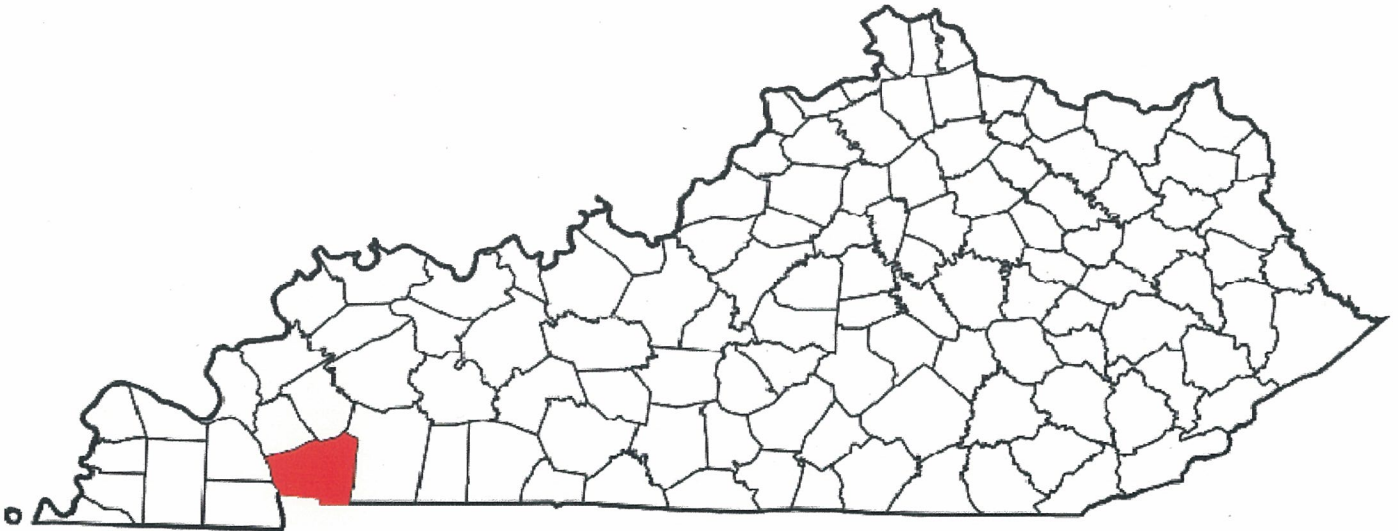
Trigg County

A CRIME IS COMMITTED IN TRIGG COUNTY
APPROXIMATELY EVERY 12 HOURS

FULL TIME SWORN LAW ENFORCEMENT EMPLOYEES

Agency	Male	Female	Total
STATE POLICE	38	2	40
TRIGG COUNTY SHERIFF'S OFFICE	5	1	6
CADIZ POLICE DEPARTMENT	9	0	9

**Kentucky State Police Troopers may be assigned to multiple counties per post.



County Seat: Cadiz
Population: 14,142
Registered Sex Offenders: 18

TRIGG COUNTY

Group A Offenses	State Police		Sheriff		Cadiz		All Other Agencies		Total	
By Category	Offenses		Offenses		Offenses		Offenses		Offenses	
	Reported	Cleared	Reported	Cleared	Reported	Cleared	Reported	Cleared	Reported	Cleared
Arson	0	0	0	0	0	0	0	0	0	0
Assault Offenses	11	8	36	20	93	65	0	0	140	93
Bribery	0	0	3	3	0	0	0	0	3	3
Burglary/Breaking and Entering	6	0	31	2	26	6	0	0	63	8
Counterfeiting/Forgery	0	0	1	0	6	3	0	0	7	3
Destruction/Damage/Vandalism Of Property	1	0	16	4	30	8	0	0	47	12
Drug/Narcotic Offenses	38	31	54	32	79	73	4	3	175	139
Embezzlement	0	0	0	0	0	0	0	0	0	0
Extortion/Blackmail	0	0	0	0	0	0	0	0	0	0
Fraud Offenses	5	1	5	1	10	3	0	0	20	5
Gambling Offenses	0	0	0	0	0	0	0	0	0	0
Homicide Offenses	1	1	3	1	0	0	0	0	4	2
Kidnapping/Abduction	0	0	1	0	2	2	0	0	3	2
Larceny/Theft Offenses	7	2	47	4	88	33	0	0	142	39
Motor Vehicle Theft	1	1	8	2	3	0	0	0	12	3
Pornography/Obscene Material	0	0	3	2	49	49	0	0	52	51
Prostitution Offenses	0	0	0	0	0	0	0	0	0	0
Robbery	0	0	0	0	5	1	0	0	5	1
Sex Offenses, Forcible	2	1	4	2	2	0	0	0	8	3
Sex Offenses, Nonforcible	0	0	1	1	0	0	0	0	1	1
Stolen Property Offenses (Receiving, etc.)	1	1	0	0	6	3	0	0	7	4
Weapon Law Violations	3	3	4	1	4	4	0	0	11	8
Total	76	49	217	75	403	250	4	3	700	377

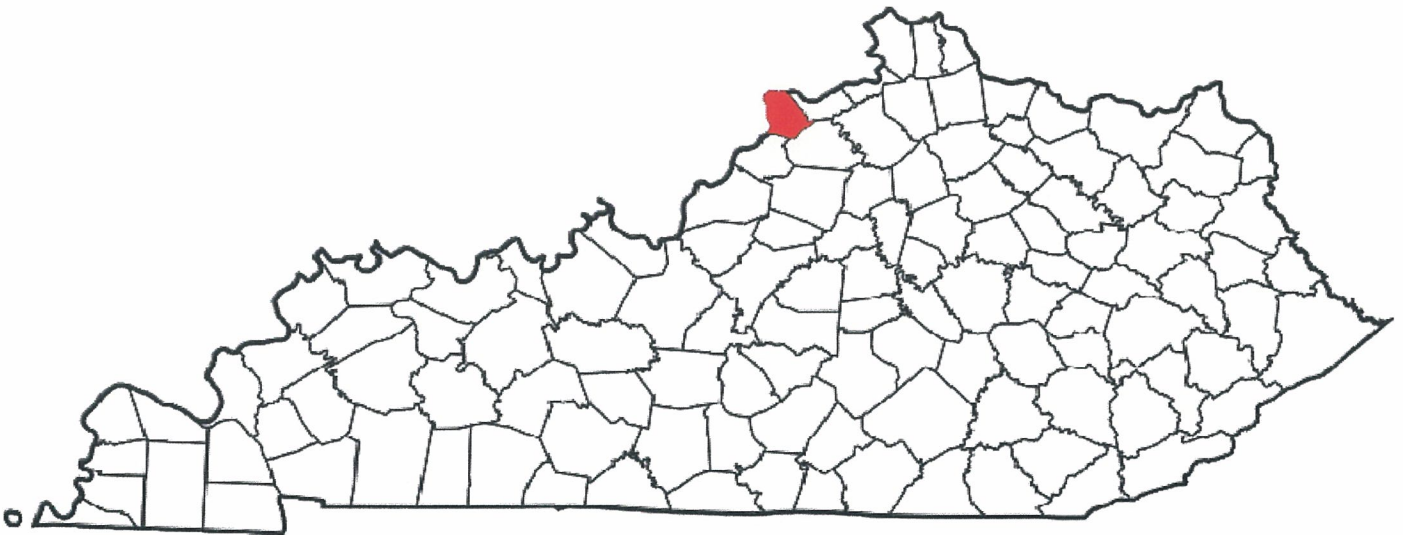
Trimble County

A CRIME IS COMMITTED IN TRIMBLE COUNTY
APPROXIMATELY EVERY 1.3 DAYS

FULL TIME SWORN LAW ENFORCEMENT EMPLOYEES

Agency	Male	Female	Total
STATE POLICE	33	0	33
TRIMBLE COUNTY SHERIFF'S OFFICE	2	0	2

**Kentucky State Police Troopers may be assigned to multiple counties per post.



County Seat: Bedford
Population: 8,786
Registered Sex Offenders: 21

**TRIMBLE
COUNTY**

Group A Offenses	State Police		Sheriff		All Other Agencies		-		Total	
By Category	Offenses		Offenses		Offenses		Offenses		Offenses	
	Reported	Cleared	Reported	Cleared	Reported	Cleared	Reported	Cleared	Reported	Cleared
Arson	1	1	0	0	0	0			1	1
Assault Offenses	58	57	0	0	0	0			58	57
Bribery	0	0	0	0	0	0			0	0
Burglary/Breaking and Entering	32	14	3	2	0	0			35	16
Counterfeiting/Forgery	1	0	1	1	0	0			2	1
Destruction/Damage/Vandalism Of Property	9	6	2	2	0	0			11	8
Drug/Narcotic Offenses	112	77	2	0	0	0			114	77
Embezzlement	0	0	0	0	0	0			0	0
Extortion/Blackmail	0	0	0	0	0	0			0	0
Fraud Offenses	2	0	0	0	0	0			2	0
Gambling Offenses	0	0	0	0	0	0			0	0
Homicide Offenses	2	2	0	0	0	0			2	2
Kidnapping/Abduction	0	0	0	0	0	0			0	0
Larceny/Theft Offenses	12	6	1	0	0	0			13	6
Motor Vehicle Theft	6	2	0	0	0	0			6	2
Pornography/Obscene Material	2	1	0	0	0	0			2	1
Prostitution Offenses	0	0	0	0	0	0			0	0
Robbery	1	0	0	0	0	0			1	0
Sex Offenses, Forcible	11	8	0	0	0	0			11	8
Sex Offenses, Nonforcible	1	1	0	0	0	0			1	1
Stolen Property Offenses (Receiving, etc.)	3	2	0	0	0	0			3	2
Weapon Law Violations	4	3	0	0	0	0			4	3
Total	257	180	9	5	0	0	0	0	266	185

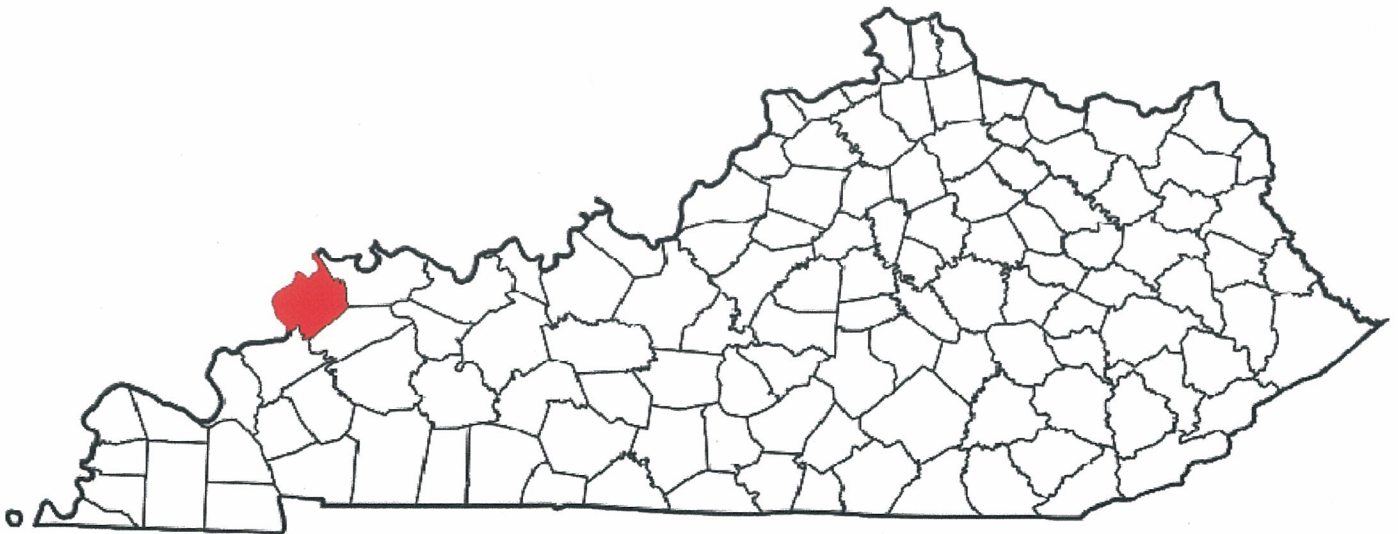
Union County

**A CRIME IS COMMITTED IN UNION COUNTY
APPROXIMATELY EVERY 12 HOURS**

FULL TIME SWORN LAW ENFORCEMENT EMPLOYEES

Agency	Male	Female	Total
STATE POLICE	32	0	32
UNION COUNTY SHERIFF'S OFFICE	8	1	9
MORGANFIELD POLICE DEPARTMENT	8	0	8
STURGIS POLICE DEPARTMENT	4	0	4
UNIONTOWN POLICE DEPARTMENT	2	0	2

**Kentucky State Police Troopers may be assigned to multiple counties per post.



County Seat: Morganfield
Population: 15,165
Registered Sex Offenders: 19

UNION COUNTY

Group A Offenses	State Police		Sheriff		Morganfield		Sturgis		Uniontown		All Other Agencies		Total	
By Category	Offenses		Offenses		Offenses		Offenses		Offenses		Offenses		Offenses	
	Reported	Cleared	Reported	Cleared	Reported	Cleared	Reported	Cleared	Reported	Cleared	Reported	Cleared	Reported	Cleared
Arson	0	0	1	1	0	0	0	0	0	0	0	0	1	1
Assault Offenses	9	9	57	47	27	22	13	12	14	8	0	0	120	98
Bribery	0	0	0	0	0	0	0	0	0	0	0	0	0	0
Burglary/Breaking and Entering	1	0	20	8	11	2	2	1	5	0	0	0	39	11
Counterfeiting/Forgery	1	0	20	14	2	2	2	2	2	2	0	0	27	20
Destruction/Damage/Vandalism Of Property	0	0	22	11	8	4	4	2	3	0	0	0	37	17
Drug/Narcotic Offenses	26	18	156	137	47	44	4	4	12	12	0	0	245	215
Embezzlement	0	0	0	0	0	0	0	0	0	0	0	0	0	0
Extortion/Blackmail	0	0	1	1	0	0	0	0	0	0	0	0	1	1
Fraud Offenses	1	0	11	3	0	0	0	0	0	0	0	0	12	3
Gambling Offenses	0	0	0	0	0	0	0	0	0	0	0	0	0	0
Homicide Offenses	0	0	0	0	1	1	0	0	0	0	0	0	1	1
Kidnapping/Abduction	0	0	1	1	0	0	0	0	0	0	0	0	1	1
Larceny/Theft Offenses	5	2	73	38	40	25	12	5	15	2	0	0	145	72
Motor Vehicle Theft	2	0	5	2	1	1	1	0	1	0	0	0	10	3
Pornography/Obscene Material	0	0	0	0	0	0	0	0	0	0	0	0	0	0
Prostitution Offenses	0	0	0	0	1	1	0	0	0	0	0	0	1	1
Robbery	0	0	0	0	2	0	2	2	0	0	0	0	4	2
Sex Offenses, Forcible	0	0	3	2	0	0	0	0	0	0	0	0	3	2
Sex Offenses, Nonforcible	2	0	1	1	0	0	0	0	0	0	0	0	3	1
Stolen Property Offenses (Receiving, etc.)	0	0	7	6	5	5	0	0	0	0	0	0	12	11
Weapon Law Violations	3	3	7	7	3	3	0	0	0	0	0	0	13	13
Total	50	32	385	279	148	110	40	28	52	24	0	0	675	473

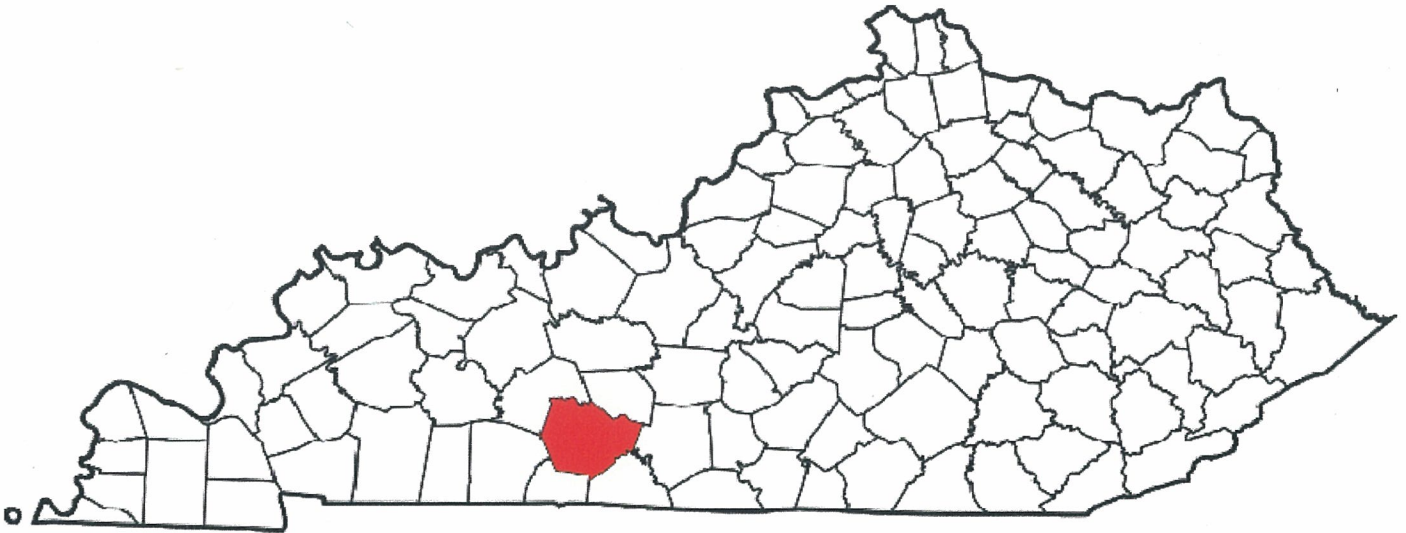
Warren County

A CRIME IS COMMITTED IN WARREN COUNTY
APPROXIMATELY EVERY 59 MINUTES

FULL TIME SWORN LAW ENFORCEMENT EMPLOYEES

Agency	Male	Female	Total
STATE POLICE	41	1	42
WARREN COUNTY SHERIFF'S OFFICE	38	0	38
BOWLING GREEN POLICE DEPARTMENT	97	14	111
SMITHS GROVE POLICE DEPARTMENT	1	0	1
WESTERN KENTUCKY UNIVERSITY	27	0	27

**Kentucky State Police Troopers may be assigned to multiple counties per post.



County Seat: Bowling Green
Population: 120,460
Registered Sex Offenders: 129

WARREN COUNTY

Group A Offenses	State Police		Sheriff		Bowling Green		Smiths Grove		Western KY Univ.		All Other Agencies		Total	
By Category	Offenses		Offenses		Offenses		Offenses		Offenses		Offenses		Offenses	
	Reported	Cleared	Reported	Cleared	Reported	Cleared	Reported	Cleared	Reported	Cleared	Reported	Cleared	Reported	Cleared
Arson	1	1	0	0	2	0	0	0	0	0	0	0	3	1
Assault Offenses	109	83	209	31	858	90	0	0	17	6	4	4	1197	214
Bribery	0	0	0	0	2	0	0	0	0	0	0	0	2	0
Burglary/Breaking and Entering	16	1	133	11	449	20	0	0	19	5	0	0	617	37
Counterfeiting/Forgery	5	3	7	0	192	19	0	0	2	0	0	0	206	22
Destruction/Damage/Vandalism Of Property	23	13	158	12	898	28	2	2	47	5	0	0	1128	60
Drug/Narcotic Offenses	188	154	302	130	647	138	0	0	102	100	38	33	1277	555
Embezzlement	0	0	0	0	0	0	0	0	0	0	0	0	0	0
Extortion/Blackmail	0	0	0	0	0	0	0	0	0	0	0	0	0	0
Fraud Offenses	12	5	47	2	278	13	0	0	3	0	0	0	340	20
Gambling Offenses	1	0	0	0	0	0	0	0	0	0	0	0	1	0
Homicide Offenses	1	0	1	0	4	0	0	0	0	0	0	0	6	0
Kidnapping/Abduction	3	3	8	1	13	2	0	0	0	0	0	0	24	6
Larceny/Theft Offenses	30	10	355	14	2862	383	4	4	121	10	1	1	3373	422
Motor Vehicle Theft	8	4	26	4	133	8	0	0	2	1	0	0	169	17
Pornography/Obscene Material	0	0	13	0	16	0	0	0	0	0	0	0	29	0
Prostitution Offenses	0	0	0	0	2	1	0	0	0	0	0	0	2	1
Robbery	1	1	5	2	71	6	0	0	1	0	0	0	78	9
Sex Offenses, Forcible	24	9	17	1	120	9	0	0	0	0	0	0	161	19
Sex Offenses, Nonforcible	2	2	0	0	6	0	0	0	0	0	0	0	8	2
Stolen Property Offenses (Receiving, etc.)	4	1	29	7	75	18	0	0	6	6	1	0	115	32
Weapon Law Violations	9	9	18	5	24	7	0	0	3	2	6	6	60	29
Total	437	299	1328	220	6652	742	6	6	323	135	50	44	8796	1446

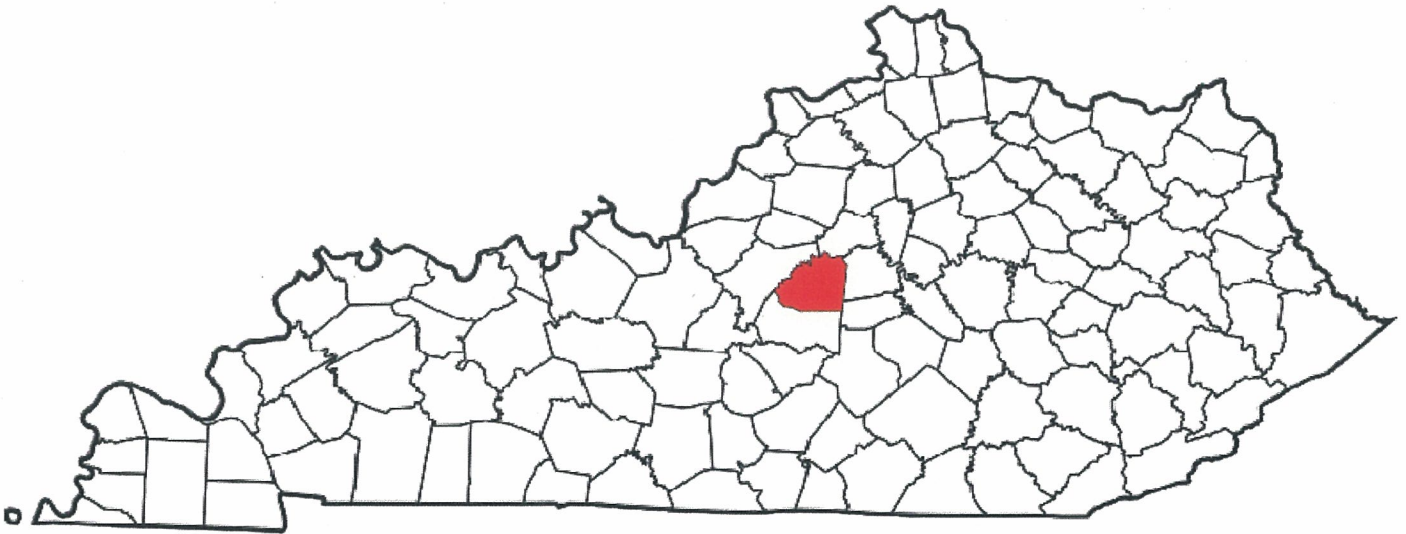
Washington County

A CRIME IS COMMITTED IN WASHINGTON COUNTY
APPROXIMATELY EVERY 2.4 DAYS

FULL TIME SWORN LAW ENFORCEMENT EMPLOYEES

Agency	Male	Female	Total
STATE POLICE	38	0	38
WASHINGTON COUNTY SHERIFF'S OFFICE	4	2	6
SPRINGFIELD POLICE DEPARTMENT	8	0	8

**Kentucky State Police Troopers may be assigned to multiple counties per post.



County Seat: Springfield
Population: 11,959
Registered Sex Offenders: 21

**WASHINGTON
COUNTY**

Group A Offenses	State Police		Sheriff		Springfield		All Other Agencies		Total	
By Category	Offenses		Offenses		Offenses		Offenses		Offenses	
	Reported	Cleared	Reported	Cleared	Reported	Cleared	Reported	Cleared	Reported	Cleared
Arson	1	0	0	0	0	0	0	0	1	0
Assault Offenses	11	11	18	3	6	5	0	0	35	19
Bribery	0	0	0	0	0	0	0	0	0	0
Burglary/Breaking and Entering	4	0	9	0	12	4	0	0	25	4
Counterfeiting/Forgery	0	0	3	0	5	1	0	0	8	1
Destruction/Damage/Vandalism Of Property	3	1	4	2	1	0	0	0	8	3
Drug/Narcotic Offenses	21	12	0	0	5	5	0	0	26	17
Embezzlement	0	0	0	0	0	0	0	0	0	0
Extortion/Blackmail	0	0	0	0	0	0	0	0	0	0
Fraud Offenses	0	0	0	0	4	0	1	0	5	0
Gambling Offenses	0	0	0	0	0	0	0	0	0	0
Homicide Offenses	0	0	0	0	0	0	0	0	0	0
Kidnapping/Abduction	0	0	0	0	0	0	0	0	0	0
Larceny/Theft Offenses	3	1	15	0	6	1	0	0	24	2
Motor Vehicle Theft	0	0	4	1	1	0	0	0	5	1
Pornography/Obscene Material	2	2	0	0	0	0	0	0	2	2
Prostitution Offenses	0	0	0	0	0	0	0	0	0	0
Robbery	0	0	0	0	1	0	0	0	1	0
Sex Offenses, Forcible	6	4	0	0	0	0	0	0	6	4
Sex Offenses, Nonforcible	0	0	0	0	0	0	0	0	0	0
Stolen Property Offenses (Receiving, etc.)	0	0	0	0	0	0	0	0	0	0
Weapon Law Violations	3	2	0	0	1	1	0	0	4	3
Total	54	33	53	6	42	17	1	0	150	56

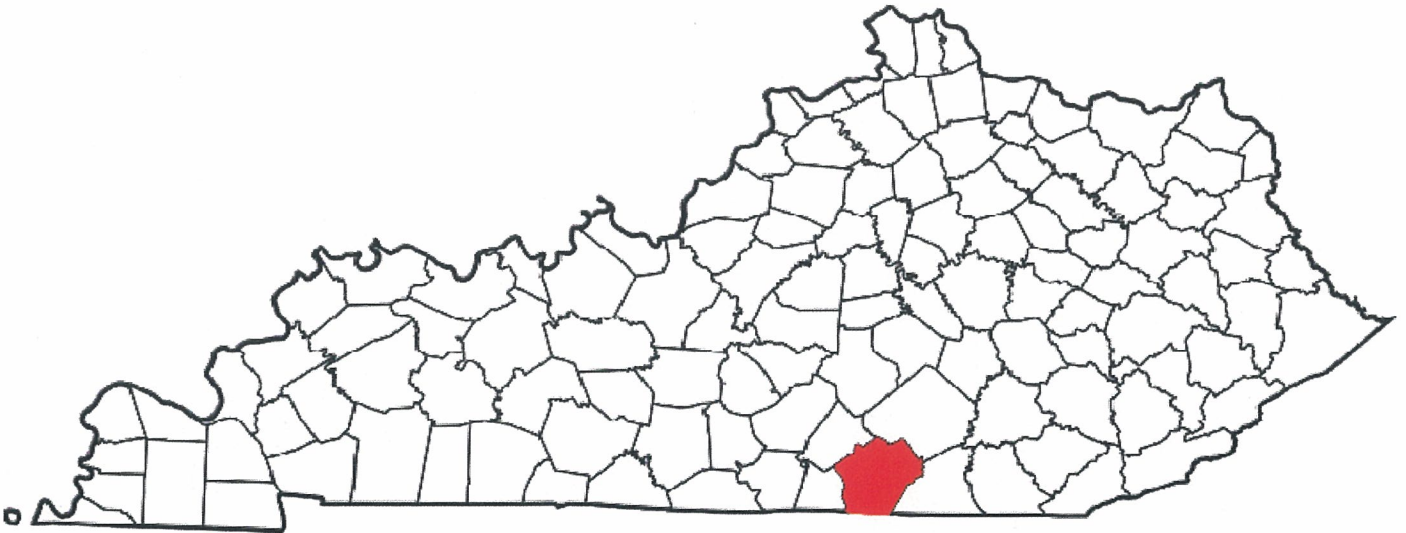
Wayne County

**A CRIME IS COMMITTED IN WAYNE COUNTY
APPROXIMATELY EVERY 20 HOURS**

FULL TIME SWORN LAW ENFORCEMENT EMPLOYEES

Agency	Male	Female	Total
STATE POLICE	46	3	49
WAYNE COUNTY SHERIFF'S OFFICE	8	1	9
MONTICELLO POLICE DEPARTMENT	10	0	10

**Kentucky State Police Troopers may be assigned to multiple counties per post.



County Seat: Monticello
Population: 20,486
Registered Sex Offenders: 33

**WAYNE
COUNTY**

Group A Offenses	State Police		Sheriff		Monticello		All Other Agencies		Total	
By Category	Offenses		Offenses		Offenses		Offenses		Offenses	
	Reported	Cleared	Reported	Cleared	Reported	Cleared	Reported	Cleared	Reported	Cleared
Arson	1	1	1	1	0	0	0	0	2	2
Assault Offenses	1	1	7	6	19	11	1	1	28	19
Bribery	0	0	0	0	0	0	0	0	0	0
Burglary/Breaking and Entering	3	0	16	0	53	3	0	0	72	3
Counterfeiting/Forgery	1	0	1	0	18	1	0	0	20	1
Destruction/Damage/Vandalism Of Property	1	0	5	1	28	0	0	0	34	1
Drug/Narcotic Offenses	32	5	13	2	13	8	46	8	104	23
Embezzlement	0	0	0	0	0	0	0	0	0	0
Extortion/Blackmail	0	0	0	0	0	0	0	0	0	0
Fraud Offenses	0	0	6	0	7	5	0	0	13	5
Gambling Offenses	0	0	0	0	0	0	0	0	0	0
Homicide Offenses	1	1	0	0	0	0	0	0	1	1
Kidnapping/Abduction	0	0	0	0	0	0	0	0	0	0
Larceny/Theft Offenses	3	0	24	0	85	19	1	0	113	19
Motor Vehicle Theft	1	0	2	0	8	1	0	0	11	1
Pornography/Obscene Material	3	2	0	0	0	0	0	0	3	2
Prostitution Offenses	0	0	0	0	0	0	0	0	0	0
Robbery	0	0	0	0	4	1	0	0	4	1
Sex Offenses, Forcible	6	2	0	0	1	0	0	0	7	2
Sex Offenses, Nonforcible	0	0	0	0	1	0	0	0	1	0
Stolen Property Offenses (Receiving, etc.)	0	0	2	0	1	0	0	0	3	0
Weapon Law Violations	1	1	2	1	1	0	1	1	5	3
Total	54	13	79	11	239	49	49	10	421	83

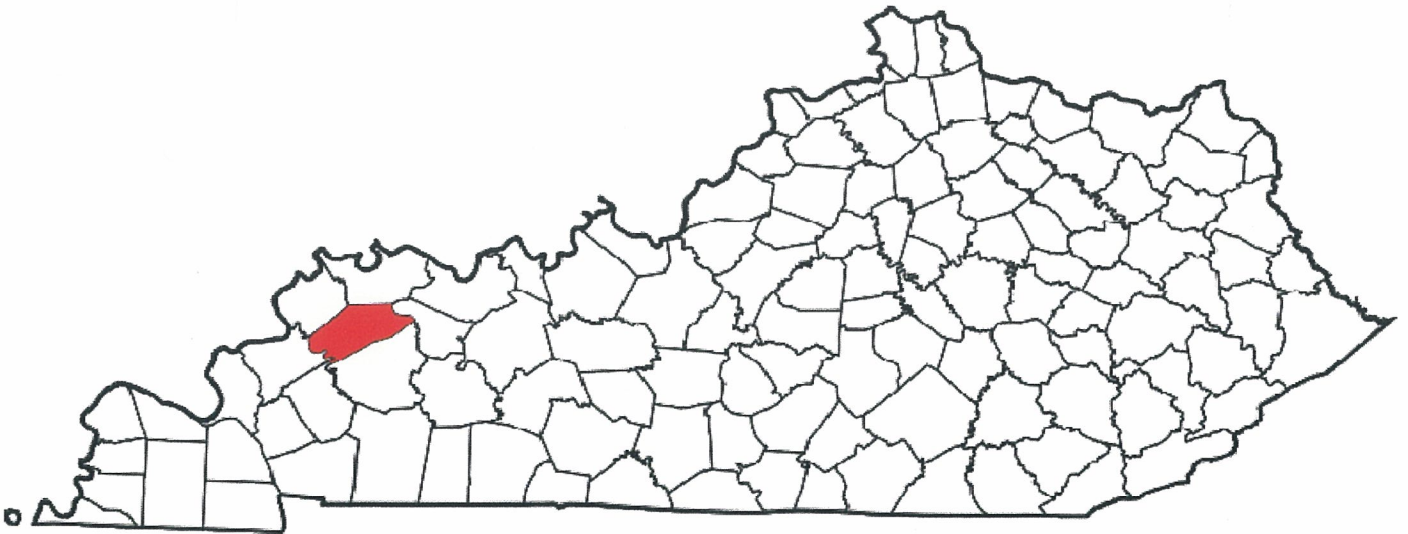
Webster County

**A CRIME IS COMMITTED IN WEBSTER COUNTY
APPROXIMATELY EVERY 1.3 DAYS**

FULL TIME SWORN LAW ENFORCEMENT EMPLOYEES

Agency	Male	Female	Total
STATE POLICE	39	0	39
WEBSTER COUNTY SHERIFF'S OFFICE	7	0	7
CLAY POLICE DEPARTMENT	1	0	1
PROVIDENCE POLICE DEPARTMENT	6	0	6
SEBREE POLICE DEPARTMENT	1	0	1

**Kentucky State Police Troopers may be assigned to multiple counties per post.



County Seat: Dixon
Population: 13,236
Registered Sex Offenders: 26

**WEBSTER
COUNTY**

Group A Offenses	State Police		Sheriff		Providence		Clay		Sebree		All Other Agencies		Total	
By Category	Offenses		Offenses		Offenses		Offenses		Offenses		Offenses		Offenses	
	Reported	Cleared	Reported	Cleared	Reported	Cleared	Reported	Cleared	Reported	Cleared	Reported	Cleared	Reported	Cleared
Arson	0	0	0	0	0	0	0	0	0	0	0	0	0	0
Assault Offenses	4	3	9	8	42	20	0	0	0	0	0	0	55	31
Bribery	0	0	0	0	0	0	0	0	0	0	0	0	0	0
Burglary/Breaking and Entering	5	0	6	0	15	4	0	0	0	0	0	0	26	4
Counterfeiting/Forgery	11	11	0	0	0	0	0	0	0	0	0	0	11	11
Destruction/Damage/Vandalism Of Property	3	2	3	0	10	2	0	0	0	0	0	0	16	4
Drug/Narcotic Offenses	34	4	0	0	23	23	0	0	0	0	6	0	63	27
Embezzlement	0	0	0	0	0	0	0	0	0	0	0	0	0	0
Extortion/Blackmail	0	0	0	0	0	0	0	0	0	0	0	0	0	0
Fraud Offenses	7	2	0	0	4	2	0	0	0	0	0	0	11	4
Gambling Offenses	0	0	0	0	0	0	0	0	0	0	0	0	0	0
Homicide Offenses	5	5	0	0	0	0	0	0	0	0	0	0	5	5
Kidnapping/Abduction	0	0	0	0	1	0	0	0	0	0	0	0	1	0
Larceny/Theft Offenses	5	1	54	48	17	6	1	0	0	0	1	0	78	55
Motor Vehicle Theft	0	0	3	1	1	1	0	0	0	0	0	0	4	2
Pornography/Obscene Material	1	0	0	0	0	0	0	0	0	0	0	0	1	0
Prostitution Offenses	0	0	0	0	0	0	0	0	0	0	0	0	0	0
Robbery	0	0	0	0	0	0	0	0	0	0	0	0	0	0
Sex Offenses, Forcible	5	3	0	0	3	2	0	0	0	0	0	0	8	5
Sex Offenses, Nonforcible	0	0	0	0	0	0	0	0	0	0	0	0	0	0
Stolen Property Offenses (Receiving, etc.)	0	0	2	2	7	7	0	0	0	0	0	0	9	9
Weapon Law Violations	0	0	0	0	0	0	0	0	0	0	0	0	0	0
Total	80	31	77	59	123	67	1	0	0	0	7	0	288	157

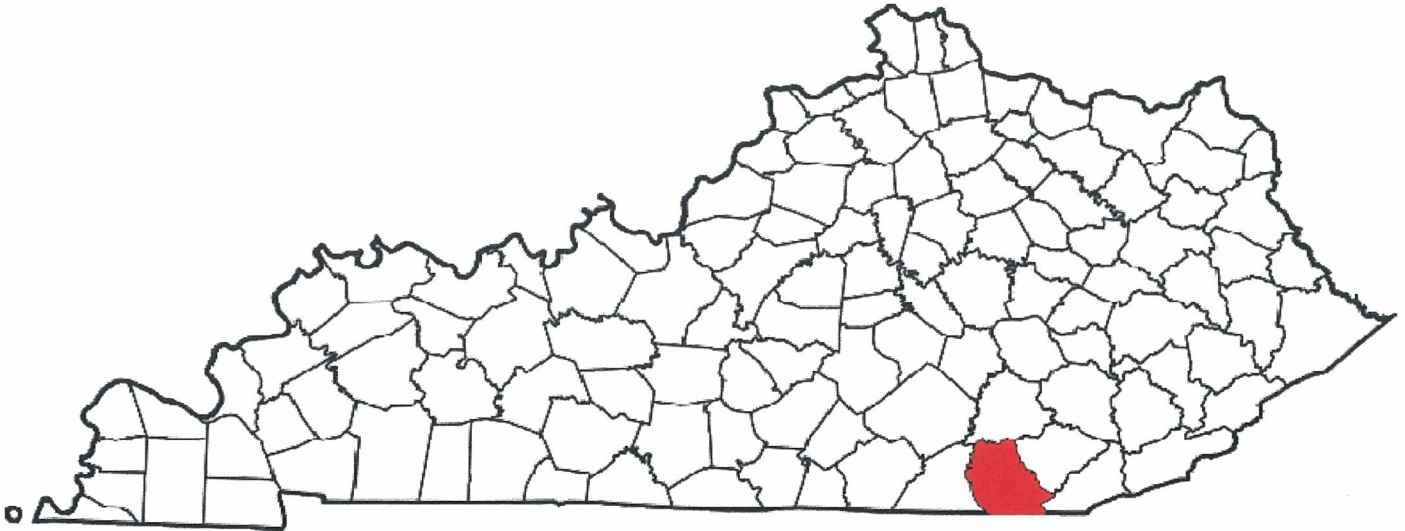
Whitley County

A CRIME IS COMMITTED IN WHITLEY COUNTY
APPROXIMATELY EVERY 5 HOURS

FULL TIME SWORN LAW ENFORCEMENT EMPLOYEES

Agency	Male	Female	Total
STATE POLICE	46	3	49
WHITLEY COUNTY SHERIFF'S OFFICE	15	0	15
CORBIN POLICE DEPARTMENT	18	0	18
WILLIAMSBURG POLICE DEPARTMENT	11	1	12

**Kentucky State Police Troopers may be assigned to multiple counties per post.



County Seat: Williamsburg
Population: 35,503
Registered Sex Offenders: 84

WHITLEY COUNTY

Group A Offenses	State Police		Sheriff		Corbin		Williamsburg		All Other Agencies		Total	
By Category	Offenses		Offenses		Offenses		Offenses		Offenses		Offenses	
	Reported	Cleared	Reported	Cleared	Reported	Cleared	Reported	Cleared	Reported	Cleared	Reported	Cleared
Arson	0	0	5	0	0	0	0	0	0	0	5	0
Assault Offenses	16	14	22	11	42	26	10	2	0	0	90	53
Bribery	0	0	0	0	0	0	1	0	0	0	1	0
Burglary/Breaking and Entering	23	4	115	5	38	3	13	5	0	0	189	17
Counterfeiting/Forgery	2	2	8	0	30	3	8	0	0	0	48	5
Destruction/Damage/Vandalism Of Property	6	1	42	4	68	12	33	0	0	0	149	17
Drug/Narcotic Offenses	84	48	129	68	279	225	49	11	0	0	541	352
Embezzlement	0	0	0	0	0	0	0	0	0	0	0	0
Extortion/Blackmail	0	0	0	0	0	0	0	0	0	0	0	0
Fraud Offenses	5	1	10	0	51	5	11	1	1	0	78	7
Gambling Offenses	0	0	0	0	0	0	0	0	0	0	0	0
Homicide Offenses	0	0	0	0	0	0	0	0	0	0	0	0
Kidnapping/Abduction	1	1	0	0	4	0	0	0	0	0	5	1
Larceny/Theft Offenses	27	5	106	1	292	139	58	5	3	0	486	150
Motor Vehicle Theft	4	0	22	2	16	1	7	0	0	0	49	3
Pornography/Obscene Material	0	0	0	0	2	2	1	0	0	0	3	2
Prostitution Offenses	0	0	0	0	0	0	0	0	0	0	0	0
Robbery	0	0	2	0	3	1	4	1	0	0	9	2
Sex Offenses, Forcible	14	11	0	0	6	2	5	0	0	0	25	13
Sex Offenses, Nonforcible	2	0	0	0	0	0	0	0	0	0	2	0
Stolen Property Offenses (Receiving, etc.)	6	2	1	0	9	7	17	1	0	0	33	10
Weapon Law Violations	3	2	5	5	6	6	5	1	0	0	19	14
Total	193	91	467	96	846	432	222	27	4	0	1732	646

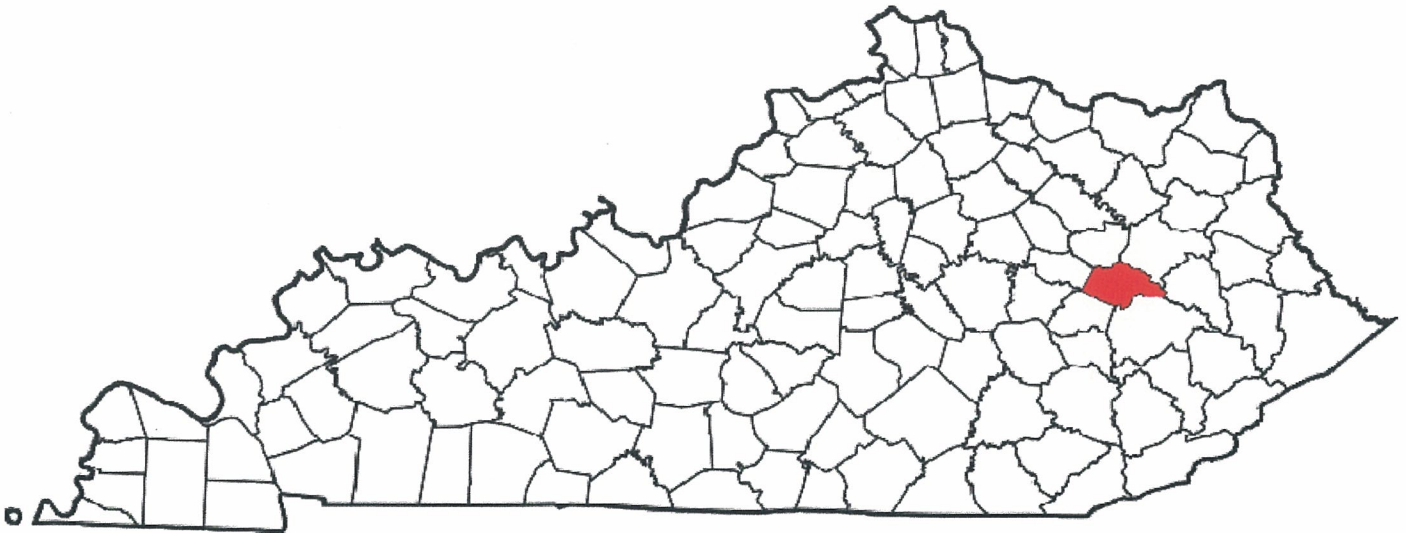
Wolfe County

A CRIME IS COMMITTED IN WOLFE COUNTY
APPROXIMATELY EVERY 1.7 DAYS

FULL TIME SWORN LAW ENFORCEMENT EMPLOYEES

Agency	Male	Female	Total
STATE POLICE	45	1	46
WOLFE COUNTY SHERIFF'S OFFICE	4	0	4

**Kentucky State Police Troopers may be assigned to multiple counties per post.



County Seat: Campton
Population: 7,214
Registered Sex Offenders: 26

**WOLFE
COUNTY**

Group A Offenses By Category	State Police		Sheriff		All Other Agenceis		-		Total	
	Offenses		Offenses		Offenses		Offenses		Offenses	
	Reported	Cleared	Reported	Cleared	Reported	Cleared	Reported	Cleared	Reported	Cleared
Arson	0	0	0	0	0	0			0	0
Assault Offenses	16	15	8	1	0	0			24	16
Bribery	0	0	0	0	0	0			0	0
Burglary/Breaking and Entering	21	2	28	5	0	0			49	7
Counterfeiting/Forgery	5	3	4	0	0	0			9	3
Destruction/Damage/Vandalism Of Property	6	0	8	0	0	0			14	0
Drug/Narcotic Offenses	31	24	22	8	0	0			53	32
Embezzlement	0	0	0	0	0	0			0	0
Extortion/Blackmail	0	0	0	0	0	0			0	0
Fraud Offenses	1	1	5	0	0	0			6	1
Gambling Offenses	0	0	0	0	0	0			0	0
Homicide Offenses	0	0	0	0	0	0			0	0
Kidnapping/Abduction	0	0	0	0	0	0			0	0
Larceny/Theft Offenses	6	2	27	5	0	0			33	7
Motor Vehicle Theft	4	0	10	1	0	0			14	1
Pornography/Obscene Material	0	0	0	0	0	0			0	0
Prostitution Offenses	0	0	0	0	0	0			0	0
Robbery	1	1	1	0	0	0			2	1
Sex Offenses, Forcible	6	2	0	0	0	0			6	2
Sex Offenses, Nonforcible	0	0	0	0	0	0			0	0
Stolen Property Offenses (Receiving, etc.)	1	1	3	0	0	0			4	1
Weapon Law Violations	2	2	2	0	0	0			4	2
Total	100	53	118	20	0	0	0	0	218	73

Woodford County

A CRIME IS COMMITTED IN WOODFORD COUNTY
APPROXIMATELY EVERY 5 HOURS

FULL TIME SWORN LAW ENFORCEMENT EMPLOYEES

Agency	Male	Female	Total
STATE POLICE	42	2	44
WOODFORD COUNTY SHERIFF'S OFFICE	8	2	10
VERSAILLES POLICE DEPARTMENT	34	2	36

**Kentucky State Police Troopers may be assigned to multiple counties per post.



County Seat: Versailles
Population: 25,563
Registered Sex Offenders: 25

**WOODFORD
COUNTY**

Group A Offenses	State Police		Sheriff		Versailles		All Other Agencies		Total	
By Category	Offenses		Offenses		Offenses		Offenses		Offenses	
	Reported	Cleared	Reported	Cleared	Reported	Cleared	Reported	Cleared	Reported	Cleared
Arson	1	1	0	0	0	0	0	0	1	1
Assault Offenses	7	7	1	1	250	131	0	0	258	139
Bribery	0	0	0	0	0	0	0	0	0	0
Burglary/Breaking and Entering	0	0	3	0	112	8	0	0	115	8
Counterfeiting/Forgery	0	0	2	0	58	13	0	0	60	13
Destruction/Damage/Vandalism Of Property	0	0	4	0	186	20	0	0	190	20
Drug/Narcotic Offenses	6	1	1	1	344	282	1	1	352	285
Embezzlement	0	0	0	0	0	0	0	0	0	0
Extortion/Blackmail	0	0	0	0	0	0	0	0	0	0
Fraud Offenses	1	0	3	0	66	6	0	0	70	6
Gambling Offenses	0	0	0	0	0	0	0	0	0	0
Homicide Offenses	1	1	0	0	1	1	0	0	2	2
Kidnapping/Abduction	0	0	0	0	7	1	0	0	7	1
Larceny/Theft Offenses	1	0	16	0	370	43	0	0	387	43
Motor Vehicle Theft	0	0	0	0	27	5	0	0	27	5
Pornography/Obscene Material	4	4	0	0	2	0	0	0	6	4
Prostitution Offenses	0	0	0	0	0	0	0	0	0	0
Robbery	0	0	0	0	5	0	0	0	5	0
Sex Offenses, Forcible	1	0	0	0	15	3	0	0	16	3
Sex Offenses, Nonforcible	0	0	0	0	1	0	0	0	1	0
Stolen Property Offenses (Receiving, etc.)	1	1	1	0	10	3	0	0	12	4
Weapon Law Violations	0	0	0	0	12	10	0	0	12	10
Total	23	15	31	2	1466	526	1	1	1521	544



**PROGRAMS
OF
INTEREST**

DOMESTIC VIOLENCE

DOMESTIC VIOLENCE is a problem that has been of major news focus both nationally and in Kentucky. The number of reported cases and victims assisted in protective shelters is proof that this is a serious public safety issue worthy of priority response. Domestic violence includes any of the following crimes when committed by one family member/partner against another: Homicide, kidnapping, sex offenses, stalking, assault, and terroristic threatening.

ADMINISTRATIVE OFFICE OF THE COURTS (AOC)

Data for the number of petitions filed by persons seeking Domestic Violence Protective Orders for calendar year 2014 were not available at the time of this publication. Please visit <http://courts.ky.gov> and locate the "Statistical Reports" link to obtain the most up to date information regarding this data.

***RESEARCH AND STATISTICS DISCLAIMER**

Information received from COURTNET is subject to change, reprogramming, modifications of format, and availability at the direction of the Administrative Office of the Courts (AOC). Further, information received may not at any particular moment reflect the true status of court cases due to ordinary limitations, delay or errors in processing data, or delay or errors in the system's operation. The AOC disclaims and makes no warranty, express or implied, nor assumes any legal liability or responsibility, for the validity, accuracy, correctness, or completeness of any information that is available and/or obtained through COURTNET. The recipient is solely responsible for verifying the accuracy of information received from COURTNET through the cross-referencing of official court records held in the Office(s) of the Kentucky Circuit Court Clerk(s). Furthermore, the AOC shall not be liable to the recipient, the recipient's heirs and assigns, next of kin or to any third party, for any and all claims, demands, losses or damages arising from the usage of COURTNET and/or information contained therein.

Statistical Source: AOC

LAW INFORMATION NETWORK OF KY (LINK) DOMESTIC VIOLENCE FILE (ACTIVE & HISTORY)

	<u>CY 2013</u>	<u>CY 2014</u>
Emergency Temporary Orders:	11,262	10,982
Emergency Temporary Orders - Caution:	4,289	4,264
Emergency Protective Orders:	4,610	4,283
Emergency Protective Orders - Caution:	3,227	3,284
Total:	<u>23,388</u>	<u>22,813</u>

“LINK” Domestic Violence File records (active and history) reflect a 2.5% decrease from CY13 to CY14.

Kentucky law mandates Domestic Violence Protective Orders be entered into the LINK Domestic Violence File. LINK provides notice to officers of existence and status of protective orders including “Caution Indicators.” The caution indicators are: weapon involved and believed to be armed/dangerous.

Statistical Source: Kentucky State Police

DOMESTIC VIOLENCE

REPORTS TO THE DEPARTMENT FOR COMMUNITY BASED SERVICES (DCBS)

The 1976 Kentucky General Assembly enacted KRS 209, the Adult Protection Act, which mandates reporting any known or suspected cases of adult abuse, neglect, or exploitation to the Cabinet for Health and Family Services, Division of Protection and Permanency, Department for Community Based Services (DCBS). DCBS protective and support services are provided to adult victims upon request. In 1978 the statute was expanded to include the mandatory reporting and delivery of voluntary protective services to victims of spouse abuse. Law enforcement agencies continue to serve as the primary reporting source to DCBS and often work together in responding to violent families.

Kentucky has a regionalized network of 15 state-funded spouse abuse centers with shelter capacity for 460 people. Spouse abuse centers also provide crisis line services, advocacy, follow-up counseling, information and referral, community education programs and professional training.

Kentucky Domestic Violence Association:	(502) 209-5382	
	<u>CY2013</u>	<u>CY2014</u>
# Domestic Violence Related Calls Received	22,136	20,481
# Information and Referral Calls Received	30,883	24,174
 Shelter Statistics (Unduplicated reflects first time use of services)		
* Women	2,360	1,494
* Men	23	17
* Children	1,767	1,059
* TOTAL SHELTERED	4,150	2,570
TOTAL UNABLE TO SHELTER	(3,017)	(1,636)
** TOTAL NON-RESIDENTIAL CLIENTS	21,181	20,068

Note: KCADV collects and reports statistical information on services on a fiscal year basis. Statistical information is finalized 90 days after the close of a fiscal year and therefore the numbers provided are not final. For most current statistical information provided by KCADV, please visit: <http://kcadv.org/resources/statistics/>

*These figures are unduplicated. A woman and her children may come to a domestic violence program facility several times over the course of a year, but these figures only reflect the first time they enter a facility, or receive non-residential services. In addition, outreach services are continually being increased across the state which has increased the availability of services in outlying counties.

**These clients did not receive emergency shelter, but did receive services from the shelter programs. Some of these services include individual and/or group counseling, legal and/or agency and/or hospital advocacy, as well as, follow-up assistance.

Statistical Source: Cabinet for Health and Family Services, Division of Protection and Permanency, Department for Community Based Services

2014 HATE BIAS CRIME

DEFINITION:

A criminal offense committed against a person or property which is motivated, in whole or in part, by the offender's bias against a race, religion, disability, ethnicity/national origin, or sexual orientation. These criminal offenses are also known as "Hate Crimes."

The chart on the lower left shows how Hate Crime offenses are broken down within the twenty-two Group-A crimes for 2014. The most common offenses involving hate-bias were "Assault" and "Destruction/Damage/Vandalism of Property."

In 2014, the most commonly reported bias motivation was Racial. The second largest percentage fell under Sexual Orientation, followed by Religious, then Ethnicity National Origin. The least common bias motivation was Disability.

HATE BIAS CRIME OFFENSES		
Offense	No.	% of Total
Arson	2	0.9%
Assault Offenses	110	46.8%
Bribery	1	0.4%
Burglary/Breaking and Entering	19	8.1%
Counterfeiting/Forgery	1	0.4%
Destruction/Damage/Vandalism of Property	59	25.1%
Drug/Narcotic Offenses	12	5.1%
Embezzlement	0	0.0%
Extortion/Blackmail	1	0.4%
Fraud Offenses	1	0.4%
Gambling Offenses	0	0.0%
Homicide Offenses	0	0.0%
Kidnapping/Abduction	0	0.0%
Larceny/Theft Offenses	15	6.4%
Motor Vehicle Theft	1	0.4%
Pornography/Obscene Material	0	0.0%
Prostitution Offenses	0	0.0%
Robbery	9	3.8%
Sex Offenses (Forcible)	1	0.4%
Sex Offenses (Non-Forcible)	1	0.4%
Stolen Property Offenses (Receiving, etc.)	0	0.0%
Weapon Law Violations	2	0.9%
TOTAL	235	100.0%

HATE BIAS CRIME MOTIVATION				
Bias Nature	Group %	Bias Type	Incidents	% of Total
Racial	70.6%	Anti-White	69	29.4%
		Anti-Black	79	33.6%
		Anti-American Indian/ Alaskan Native	3	1.3%
		Anti-Asian/Pacific Islander	7	3.0%
		Anti-Multi-Racial Group	8	3.4%
		Sexual Orientation	9.8%	Anti-Male Homosexual
Anti-Female Homosexual	1	0.4%		
Anti-Homosexual Male & Female	6	2.6%		
Anti-Heterosexual	0	0.0%		
Anti-Bisexual	0	0.0%		
Ethnicity National Origin	7.2%	Anti-Arab	0	0.0%
Anti-Hispanic		16	6.8%	
Religious	7.7%	Anti-Other Ethnic/ National Origin	1	0.4%
		Anti-Atheist/Agnostic	1	0.4%
		Anti-Jewish	5	2.1%
		Anti-Catholic	1	0.4%
		Anti-Protestant	2	0.9%
		Anti-Islamic (Moslem)	0	0.0%
		Anti-Multi-Religion	8	3.4%
Anti-Other Religion	1	0.4%		
Disability	4.7%	Anti-Physical Disability	5	2.1%
		Anti-Mental Disability	6	2.6%

2014 HATE BIAS CRIME

Victim types in the hate crime data collection program are listed as: Individual, Business, Financial Institution, Government, Religious Organization, School, Society/Public, and Other. Of these victim types, "Individuals" were reported to be the main hate crime target.

HATE BIAS CRIMES BY VICTIM TYPES		
Victim Type	No.	% of Total
Individual	181	77.0%
Business	9	3.8%
Government	8	3.4%
Religious Organization	4	1.7%
School (Staff/Student/Parent)	17	7.2%
Society/Public	14	6.0%
Other	1	0.4%
Unknown	1	0.4%
TOTAL	235	100%

The most common race of suspected offender of hate crimes was white.

HATE BIAS CRIME OFFENDERS BY RACE		
Suspected Offenders Race	No.	% of Total
White	154	75.1%
Black	47	22.9%
American Indian/ Alaskan	1	0.5%
Native		
Asian/Pacific Islander	0	0.0%
Multi-Racial Group	0	0.0%
Unknown	3	1.5%
TOTAL	205	100%

The most frequently reported locations of hate bias crimes in 2014 were at residential locations, followed by highways/roadways/alleys (including streets), and parking lots/garages.

HATE BIAS CRIME LOCATIONS		
Locations	Incidents	%
Abandoned/Condemned Structure	1	0.4%
Church/Synagogue/Temple	7	3.0%
Commercial/Office Building	2	0.9%
Construction Site	2	0.9%
Convenience Store	3	1.3%
Department/Discount store	4	1.7%
Drug Store/Doctor's Office/Hospital	1	0.4%
Farm Facility	1	0.4%
Field/Woods	4	1.7%
Government/Public Building	5	2.1%
Grocery/Supermarket	2	0.9%
Highway/Road/Alley (Includes Street)	34	14.5%
Hotel/Motel/etc.	1	0.4%
Industrial Site	3	1.3%
Jail/Prison (Includes Penitentiary)	1	0.4%
Other/Unknown	5	2.1%
Park/Playground	3	1.3%
Parking Lot/Garage	21	8.9%
Residence/Home	113	48.1%
Restaurant (Includes Cafeteria)	5	2.1%
School-College/University	3	1.3%
School-Elementary/Secondary	12	5.1%
Shopping Mall	2	0.9%



**DRIVING
UNDER THE
INFLUENCE**

DUI ARRESTS BY AGE, SEX, AND RACE

COUNTY	AGE			SEX			RACE				TOTAL
	ADULT	JUV	UNK	MALE	FEMALE	UNK	WHITE	BLACK	OTHER	UNK	
ADAIR	65	0	0	52	13	0	63	2	0	0	65
ALLEN	87	2	0	73	16	0	87	2	0	0	89
ANDERSON	121	1	0	94	28	0	115	7	0	0	122
BALLARD	34	0	0	25	9	0	31	3	0	0	34
BARREN	310	2	0	244	68	0	295	16	1	0	312
BATH	37	0	0	30	7	0	37	0	0	0	37
BELL	410	0	0	275	135	0	402	7	1	0	410
BOONE	655	6	1	521	141	0	636	23	3	0	662
BOURBON	133	0	0	105	28	0	115	18	0	0	133
BOYD	315	2	0	241	76	0	309	6	2	0	317
BOYLE	157	0	0	121	36	0	137	17	3	0	157
BRACKEN	16	0	0	15	1	0	14	2	0	0	16
BREATHITT	85	0	0	54	31	0	83	1	1	0	85
BRECKINRIDGE	47	0	0	38	9	0	46	1	0	0	47
BULLITT	469	1	0	352	118	0	443	25	2	0	470
BUTLER	88	0	0	78	10	0	87	1	0	0	88
CALDWELL	50	1	0	44	7	0	46	5	0	0	51
CALLOWAY	293	2	0	242	53	0	277	17	1	0	295
CAMPBELL	522	4	0	395	131	0	500	23	3	0	526
CARLISLE	23	1	0	20	4	0	22	2	0	0	24
CARROLL	108	3	0	92	19	0	105	6	0	0	111
CARTER	155	1	0	123	33	0	154	2	0	0	156
CASEY	84	0	0	65	19	0	83	1	0	0	84
CHRISTIAN	364	0	0	290	74	0	222	141	1	0	364
CLARK	286	1	1	205	83	0	269	19	0	0	288
CLAY	197	0	0	147	50	0	194	1	2	0	197
CLINTON	81	0	0	58	23	0	81	0	0	0	81
CRITTENDEN	23	1	1	20	5	0	25	0	0	0	25
CUMBERLAND	35	1	0	28	8	0	35	1	0	0	36
DAVISS	772	4	0	607	169	0	684	83	9	0	776
EDMONSON	52	0	2	42	12	0	52	1	0	1	54
ELLIOTT	15	0	0	10	5	0	14	1	0	0	15
ESTILL	108	0	0	81	27	0	108	0	0	0	108
FAYETTE	691	4	1	531	165	0	567	121	8	0	696
FLEMING	105	0	0	83	22	0	102	3	0	0	105
FLOYD	335	3	0	267	71	0	336	2	0	0	338
FRANKLIN	396	1	0	279	118	0	336	61	0	0	397
FULTON	107	2	0	87	22	0	79	29	1	0	109
GALLATIN	79	0	0	66	13	0	72	7	0	0	79
GARRARD	69	0	0	52	17	0	60	9	0	0	69
GRANT	168	0	0	132	36	0	163	5	0	0	168
GRAVES	319	5	0	251	73	0	262	62	0	0	324
GRAYSON	133	0	0	108	25	0	131	0	0	2	133
GREEN	39	0	0	25	14	0	38	1	0	0	39
GREENUP	135	0	0	104	31	0	131	3	1	0	135
HANCOCK	10	0	0	7	3	0	9	1	0	0	10

DUI ARRESTS BY AGE, SEX, AND RACE

COUNTY	AGE			SEX			RACE				TOTAL
	ADULT	JUV	UNK	MALE	FEMALE	UNK	WHITE	BLACK	OTHER	UNK	
HARDIN	703	1	0	526	178	0	533	161	7	3	704
HARLAN	253	1	0	171	83	0	246	8	0	0	254
HARRISON	93	1	0	76	18	0	92	2	0	0	94
HART	59	1	0	49	11	0	56	4	0	0	60
HENDERSON	364	3	1	261	107	0	295	72	1	0	368
HENRY	163	1	0	128	36	0	151	12	1	0	164
HICKMAN	29	0	0	17	12	0	20	9	0	0	29
HOPKINS	328	1	0	245	84	0	292	36	1	0	329
JACKSON	19	0	0	14	5	0	19	0	0	0	19
JEFFERSON	477	2	2	376	105	0	332	147	1	1	481
JESSAMINE	229	0	0	171	58	0	212	16	1	0	229
JOHNSON	210	0	0	142	68	0	208	2	0	0	210
KENTON	689	0	0	497	192	0	615	67	7	0	689
KNOTT	143	0	0	115	28	0	143	0	0	0	143
KNOX	316	1	0	228	89	0	315	2	0	0	317
LARUE	54	0	0	41	13	0	47	7	0	0	54
LAUREL	808	4	1	602	211	0	802	11	0	0	813
LAWRENCE	51	0	0	34	17	0	51	0	0	0	51
LEE	22	0	0	18	4	0	21	1	0	0	22
LESLIE	24	0	0	16	8	0	23	0	0	1	24
LETCHER	100	0	0	76	24	0	98	1	0	1	100
LEWIS	30	0	0	21	9	0	30	0	0	0	30
LINCOLN	108	2	0	87	23	0	105	5	0	0	110
LIVINGSTON	32	0	0	24	8	0	32	0	0	0	32
LOGAN	192	1	0	146	47	0	163	30	0	0	193
LYON	92	0	0	65	27	0	85	7	0	0	92
MCCRACKEN	422	4	0	323	103	0	365	59	2	0	426
MCCREARY	225	2	0	165	62	0	226	1	0	0	227
MCLEAN	27	0	0	22	5	0	27	0	0	0	27
MADISON	571	4	1	428	148	0	541	34	1	0	576
MAGOFFIN	163	0	0	127	36	0	160	3	0	0	163
MARION	172	0	0	153	19	0	146	23	0	3	172
MARSHALL	131	3	0	89	45	0	131	3	0	0	134
MARTIN	91	0	0	62	29	0	91	0	0	0	91
MASON	160	0	0	119	41	0	152	8	0	0	160
MEADE	121	0	0	106	15	0	108	12	1	0	121
MENIFEE	18	0	0	14	4	0	18	0	0	0	18
MERCER	76	3	0	70	9	0	74	5	0	0	79
METCALFE	33	0	0	27	6	0	30	3	0	0	33
MONROE	49	0	0	38	11	0	48	1	0	0	49
MONTGOMERY	178	0	0	142	36	0	164	14	0	0	178
MORGAN	35	0	0	29	6	0	35	0	0	0	35
MUHLENBERG	296	0	0	222	74	0	278	16	2	0	296
NELSON	228	1	0	184	45	0	209	18	1	1	229
NICHOLAS	50	2	0	44	8	0	52	0	0	0	52
OHIO	115	0	1	84	32	0	115	1	0	0	116

DUI ARRESTS BY AGE, SEX, AND RACE

COUNTY	AGE			SEX			RACE				TOTAL
	ADULT	JUV	UNK	MALE	FEMALE	UNK	WHITE	BLACK	OTHER	UNK	
OLDHAM	359	2	0	260	101	0	346	14	1	0	361
OWEN	33	0	0	26	7	0	33	0	0	0	33
OWSLEY	39	0	0	25	14	0	39	0	0	0	39
PENDLETON	34	2	0	28	8	0	36	0	0	0	36
PERRY	278	1	0	204	75	0	274	5	0	0	279
PIKE	477	1	0	353	125	0	472	6	0	0	478
POWELL	123	1	0	94	30	0	123	1	0	0	124
PULASKI	357	0	0	254	103	0	346	10	1	0	357
ROBERTSON	8	0	0	6	2	0	8	0	0	0	8
ROCKCASTLE	165	0	0	134	31	0	158	7	0	0	165
ROWAN	192	0	0	153	39	0	183	7	1	1	192
RUSSELL	62	1	0	46	17	0	61	2	0	0	63
SCOTT	235	2	0	190	47	0	210	26	1	0	237
SHELBY	330	3	1	271	63	0	284	46	3	1	334
SIMPSON	49	0	0	39	10	0	43	6	0	0	49
SPENCER	49	0	0	35	14	0	48	1	0	0	49
TAYLOR	181	4	0	142	43	0	173	11	1	0	185
TODD	97	0	0	81	16	0	83	14	0	0	97
TRIGG	139	1	0	112	28	0	113	27	0	0	140
TRIMBLE	61	0	0	48	13	0	59	2	0	0	61
UNION	95	1	0	76	20	0	82	13	1	0	96
WARREN	968	3	1	754	218	0	770	174	28	0	972
WASHINGTON	42	0	0	34	8	0	39	3	0	0	42
WAYNE	69	0	0	55	14	0	66	3	0	0	69
WEBSTER	17	0	0	15	2	0	17	0	0	0	17
WHITLEY	178	0	0	124	54	0	174	3	0	1	178
WOLFE	33	0	0	25	8	0	32	1	0	0	33
WOODFORD	225	4	0	177	52	0	206	22	0	1	229
STATE TOTALS	22,427	112	14	17,134	5,419	0	20,491	1,943	102	17	22,553

DUI CONVICTIONS BY COUNTY

Please use caution in attempting to compare number of DUI arrests with number of DUI convictions due to the fact that the actual arrest and court conviction could appear in different years. Figures are compiled according to the date of the violation and the date the conviction was entered into the automated data system.

COUNTY	2010	2011	2012	2013	2014
ADAIR	81	90	66	81	68
ALLEN	68	70	74	89	81
ANDERSON	134	186	146	131	112
BALLARD	58	103	71	60	49
BARREN	257	256	260	239	242
BATH	42	47	38	60	52
BELL	347	295	184	229	279
BOONE	621	680	711	578	558
BOURBON	80	84	154	226	123
BOYD	428	477	354	266	252
BOYLE	189	144	209	229	207
BRACKEN	17	25	18	21	14
BREATHITT	145	117	109	105	88
BRECKINRIDGE	62	53	51	65	43
BULLITT	293	360	422	537	335
BUTLER	63	67	78	73	69
CALDWELL	45	44	54	57	44
CALLOWAY	241	235	242	278	267
CAMPBELL	476	442	399	478	463
CARLISLE	35	18	13	20	11
CARROLL	109	88	108	146	89
CARTER	108	128	128	171	129
CASEY	107	94	98	93	92
CHRISTIAN	582	482	410	388	313
CLARK	156	117	164	126	218
CLAY	111	80	165	168	106
CLINTON	51	51	47	76	65
CRITTENDEN	51	41	47	37	27
CUMBERLAND	41	36	35	48	34
DAVISS	652	657	729	717	614
EDMONSON	28	24	29	24	28
ELLIOTT	51	25	27	30	10
ESTILL	75	54	44	56	100
FAYETTE	1,678	1,457	1,453	1,382	1,421
FLEMING	74	71	67	79	70
FLOYD	349	398	372	343	271
FRANKLIN	362	363	315	394	398
FULTON	73	55	67	44	52
GALLATIN	84	96	94	83	49
GARRARD	74	64	44	47	44

Statistical Source: KY Transportation Cabinet, Division of Driver Licensing

DUI CONVICTIONS BY COUNTY

COUNTY	2010	2011	2012	2013	2014
GRANT	96	96	56	71	114
GRAVES	182	260	279	312	205
GRAYSON	111	125	116	117	121
GREEN	55	45	33	44	33
GREENUP	262	252	315	236	173
HANCOCK	36	29	69	34	19
HARDIN	708	725	922	756	583
HARLAN	253	231	276	267	251
HARRISON	62	80	68	103	89
HART	116	136	105	104	97
HENDERSON	326	416	322	339	294
HENRY	155	144	104	143	142
HICKMAN	22	31	13	16	16
HOPKINS	300	314	316	309	257
JACKSON	49	38	40	29	26
JEFFERSON	3,096	3,210	3,057	3,029	2,331
JESSAMINE	313	279	244	262	204
JOHNSON	265	248	179	223	190
KENTON	716	688	709	706	646
KNOTT	94	184	80	87	89
KNOX	195	147	224	269	326
LARUE	47	37	71	97	43
LAUREL	586	579	760	681	672
LAWRENCE	114	95	62	83	76
LEE	66	61	36	43	34
LESLIE	31	42	28	27	20
LETCHER	120	140	99	113	102
LEWIS	63	73	76	52	41
LINCOLN	79	99	98	82	66
LIVINGSTON	50	60	55	52	28
LOGAN	163	210	204	148	145
LYON	84	82	78	79	104
MCCRACKEN	507	664	696	607	395
MCCREARY	78	132	115	103	171
MCLEAN	30	55	62	42	31
MADISON	498	437	439	457	481
MAGOFFIN	120	105	78	97	122
MARION	116	140	177	200	130
MARSHALL	194	168	169	181	117
MARTIN	120	120	97	79	77
MASON	101	100	109	124	136
MEADE	147	126	138	181	107
MENIFEE	20	21	24	25	18
MERCER	111	97	73	80	71

Statistical Source: KY Transportation Cabinet, Division of Driver Licensing

DUI CONVICTIONS BY COUNTY

COUNTY	2010	2011	2012	2013	2014
METCALFE	47	46	46	29	33
MONROE	30	28	42	42	40
MONTGOMERY	89	96	101	113	138
MORGAN	92	67	76	59	37
MUHLENBERG	229	165	231	274	255
NELSON	219	208	197	194	187
NICHOLAS	52	38	49	91	50
OHIO	121	154	121	100	91
OLDHAM	216	222	220	201	282
OWEN	46	50	44	28	32
OWSLEY	19	42	36	21	23
PENDLETON	51	56	64	53	35
PERRY	209	350	265	203	158
PIKE	509	407	380	378	331
POWELL	93	118	95	101	86
PULASKI	352	333	299	372	287
ROBERTSON	9	9	4	3	6
ROCKCASTLE	145	105	104	84	94
ROWAN	278	261	260	186	167
RUSSELL	64	78	87	79	99
SCOTT	118	150	171	190	219
SHELBY	382	352	293	317	285
SIMPSON	99	108	102	95	83
SPENCER	103	104	132	115	79
TAYLOR	117	153	131	138	121
TODD	48	45	60	61	65
TRIGG	85	119	119	110	99
TRIMBLE	21	23	59	63	41
UNION	123	169	124	91	116
WARREN	1,075	1,029	891	940	751
WASHINGTON	37	36	33	38	29
WAYNE	53	34	49	31	47
WEBSTER	66	55	76	61	29
WHITLEY	212	241	288	261	265
WOLFE	28	49	30	26	35
WOODFORD	107	144	159	253	210
TOTALS	24,899	25,139	24,805	24,764	21,785

Statistical Source: KY Transportation Cabinet, Division of Driver Licensing



+



=





**2014
ARREST
DATA**

2014 STATE ARREST DATA

GROUP-A	2013 ARRESTS	% OF TOTAL	2014 ARRESTS	% OF TOTAL
Arson	157	0.0%	165	0.0%
Assault Offenses	23,051	6.4%	23,886	6.7%
Bribery	88	0.0%	81	0.0%
Burglary/Breaking and Entering	4,158	1.2%	4,099	1.1%
Counterfeiting/Forgery	4,727	1.3%	4,424	1.2%
Destruction/Damage/Vandalism of Property	4,239	1.2%	4,234	1.2%
Drug/Narcotic Offenses	55,617	15.5%	58,344	16.3%
Embezzlement	0	0.0%	0	0.0%
Extortion/Blackmail	18	0.0%	16	0.0%
Fraud Offenses	3,443	1.0%	3,232	0.9%
Gambling Offenses	30	0.0%	28	0.0%
Homicide Offenses	308	0.1%	309	0.1%
Kidnapping/Abduction	479	0.1%	489	0.1%
Larceny/Theft Offenses	33,856	9.4%	33,957	9.5%
Motor Vehicle Theft	739	0.2%	829	0.2%
Pornography/Obscene Material	10,545	2.9%	2,789	0.8%
Prostitution Offenses	433	0.1%	384	0.1%
Robbery	999	0.3%	964	0.3%
Sex Offenses (Forcible)	1,998	0.6%	1,871	0.5%
Sex Offenses (Non-Forcible)	425	0.1%	510	0.1%
Stolen Property Offenses (Receiving, etc.)	4,401	1.2%	4,098	1.1%
Weapon Law Violations	2,656	0.7%	2,466	0.7%
TOTAL GROUP-A ARRESTS	152,367	42.4%	147,175	41.1%

GROUP-B	2013 ARRESTS	% OF TOTAL	2014 ARRESTS	% OF TOTAL
Bad Checks	0	0.0%	0	0.0%
Curfew/Loitering/Vagrancy	102	0.0%	78	0.0%
Disorderly Conduct	6,804	1.9%	6,718	1.9%
Driving Under the Influence	24,160	6.7%	22,555	6.3%
Drunkenness	19,894	5.5%	19,899	5.6%
Family Offenses (Non-Violent)	4,136	1.1%	3,935	1.1%
Liquor Law Violations	1,519	0.4%	1,329	0.4%
Peeping Tom	32	0.0%	39	0.0%
Runaway	175	0.0%	149	0.0%
Trespass of Real Property	3,876	1.1%	4,400	1.2%
All Other Offenses	146,678	40.8%	152,146	42.4%
TOTAL GROUP-B ARRESTS	207,376	57.6%	211,248	58.9%

TOTAL CRIME ARRESTS	359,743	100%	358,423	100%
----------------------------	----------------	-------------	----------------	-------------

2014 TOTAL ARRESTS BY AGE

GROUP-A	17 & Under	18-20	21-29	30-39	40-49	50 & Above	UNK	TOTAL
Arson	50	11	31	32	20	21	0	165
Assault Offenses	1,921	1,652	6,761	6,468	3,988	3,063	33	23,886
Bribery	7	5	22	18	19	10	0	81
Burglary/Breaking and Entering	399	488	1,513	1,030	462	207	0	4,099
Counterfeiting/Forgery	13	192	1,286	1,658	771	502	2	4,424
Destruction/Damage/Vandalism of Property	562	603	1,306	1,009	459	291	4	4,234
Drug/Narcotic Offenses	1,383	5,877	19,422	17,145	8,996	5,499	22	58,344
Embezzlement	0	0	0	0	0	0	0	0
Extortion/Blackmail	0	0	2	5	7	2	0	16
Fraud Offenses	20	109	936	1,167	644	347	9	3,232
Gambling Offenses	0	0	7	9	8	4	0	28
Homicide Offenses	10	54	88	55	46	56	0	309
Kidnapping/Abduction	14	45	141	147	79	61	2	489
Larceny/Theft Offenses	1,360	2,519	9,123	10,445	6,168	4,166	176	33,957
Motor Vehicle Theft	109	90	248	235	104	41	2	829
Pornography/Obscene Material	249	49	797	182	1,223	289	0	2,789
Prostitution Offenses	1	15	132	134	59	42	1	384
Robbery	104	195	330	208	74	52	1	964
Sex Offenses (Forcible)	202	86	325	345	416	497	0	1,871
Sex Offenses (Non-Forcible)	4	20	215	134	82	55	0	510
Stolen Property Offenses (Receiving, etc.)	252	421	1,393	1,298	507	227	0	4,098
Weapon Law Violations	188	179	691	686	363	359	0	2,466
TOTAL GROUP-A ARRESTS	6,848	12,610	44,769	42,410	24,495	15,791	252	147,175

GROUP-B	17 & Under	18-20	21-29	30-39	40-49	50 & Above	UNK	TOTAL
Bad Checks	0	0	0	0	0	0	0	0
Curfew/Loitering/Vagrancy	3	6	26	19	17	7	0	78
Disorderly Conduct	849	546	1,896	1,614	1,024	785	4	6,718
Driving Under the Influence	115	1,236	6,308	6,148	4,591	4,151	6	22,555
Drunkenness	331	1,388	5,495	5,420	4,044	3,189	32	19,899
Family Offenses (Non-Violent)	4	63	1,019	1,603	817	424	5	3,935
Liquor Law Violations	245	746	206	54	39	44	0	1,334
Peeping Tom	2	2	9	8	7	11	0	39
Runaway	121	21	2	3	1	1	0	149
Trespass of Real Property	271	420	1,239	1,174	677	608	11	4,400
All Other Offenses	2,168	8,030	48,901	50,509	27,109	15,209	228	152,154
TOTAL GROUP-B ARRESTS	4,109	12,458	65,101	66,552	38,326	24,429	286	211,261

TOTAL CRIME ARRESTS	10,957	25,068	109,870	108,962	62,821	40,220	538	358,436
----------------------------	---------------	---------------	----------------	----------------	---------------	---------------	------------	----------------

2014 TOTAL ARRESTS BY SEX

GROUP-A	PERSONS ARRESTED					
	MALE	%	FEMALE	%	UNK	%
Arson	135	0.1%	30	0.0%	0	0.0%
Assault Offenses	18,101	7.1%	5,781	5.6%	4	6.7%
Bribery	62	0.0%	19	0.0%	0	0.0%
Burglary/Breaking and Entering	3,395	1.3%	702	0.7%	2	3.3%
Counterfeiting/Forgery	2,303	0.9%	2,120	2.0%	1	1.7%
Destruction/Damage/Vandalism of Property	3,435	1.3%	798	0.8%	1	1.7%
Drug/Narcotic Offenses	41,615	16.3%	16,718	16.1%	11	18.3%
Embezzlement	0	0.0%	0	0.0%	0	0.0%
Extortion/Blackmail	11	0.0%	5	0.0%	0	0.0%
Fraud Offenses	1,636	0.6%	1,596	1.5%	0	0.0%
Gambling Offenses	20	0.0%	8	0.0%	0	0.0%
Homicide Offenses	272	0.1%	37	0.0%	0	0.0%
Kidnapping/Abduction	423	0.2%	66	0.1%	0	0.0%
Larceny/Theft Offenses	17,423	6.8%	16,529	16.0%	5	8.3%
Motor Vehicle Theft	642	0.3%	186	0.2%	1	1.7%
Pornography/Obscene Material	2,661	1.0%	128	0.1%	0	0.0%
Prostitution Offenses	61	0.0%	323	0.3%	0	0.0%
Robbery	811	0.3%	153	0.1%	0	0.0%
Sex Offenses (Forcible)	1,802	0.7%	69	0.1%	0	0.0%
Sex Offenses (Non-Forcible)	486	0.2%	24	0.0%	0	0.0%
Stolen Property Offenses (Receiving, etc.)	3,205	1.3%	893	0.9%	0	0.0%
Weapon Law Violations	2,216	0.9%	250	0.2%	0	0.0%
TOTAL GROUP-A ARRESTS	100,715	39.5%	46,435	44.8%	25	41.7%

GROUP-B	PERSONS ARRESTED					
	MALE	%	FEMALE	%	UNK	%
Bad Checks	0	0.0%	0	0.0%	0	0.0%
Curfew/Loitering/Vagrancy	60	0.0%	18	0.0%	0	0.0%
Disorderly Conduct	4,687	1.8%	2,031	2.0%	0	0.0%
Driving Under the Influence	17,135	6.7%	5,420	5.2%	0	0.0%
Drunkenness	15,090	5.9%	4,808	4.6%	1	1.7%
Family Offenses (Non-Violent)	3,286	1.3%	649	0.6%	0	0.0%
Liquor Law Violations	946	0.4%	388	0.4%	0	0.0%
Peeping Tom	38	0.0%	1	0.0%	0	0.0%
Runaway	78	0.0%	70	0.1%	1	1.7%
Trespass of Real Property	3,244	1.3%	1,154	1.1%	2	3.3%
All Other Offenses	109,530	43.0%	42,593	41.1%	31	51.7%
TOTAL GROUP-B ARRESTS	154,094	60.5%	57,132	55.2%	35	58.3%

TOTAL CRIME ARRESTS	254,809	100%	103,567	100%	60	100%
----------------------------	----------------	-------------	----------------	-------------	-----------	-------------

Percentages shown in total categories are not intended to reflect column totals.

Percentages reflect the sex of the individual arrested for each offense type.

2014 TOTAL ARRESTS BY RACE

GROUP-A					
	WHITE	BLACK	AMERICAN INDIAN OR ALASKAN NATIVE	ASIAN OR PACIFIC ISLANDER	UNKNOWN
Arson	153	12	0	0	0
Assault Offenses	19,763	3,990	16	66	51
Bribery	59	22	0	0	0
Burglary/Breaking and Entering	3,387	692	0	4	16
Counterfeiting/Forgery	3,314	1,104	1	1	4
Destruction/Damage/Vandalism of Property	3,587	622	3	11	11
Drug/Narcotic Offenses	50,000	8,142	8	111	83
Embezzlement	0	0	0	0	0
Extortion/Blackmail	15	1	0	0	0
Fraud Offenses	2,587	639	1	4	1
Gambling Offenses	20	2	0	4	2
Homicide Offenses	236	71	0	1	1
Kidnapping/Abduction	402	84	0	1	2
Larceny/Theft Offenses	29,737	4,069	9	56	86
Motor Vehicle Theft	709	117	0	0	3
Pornography/Obscene Material	2,707	82	0	0	0
Prostitution Offenses	343	36	0	3	2
Robbery	591	373	0	0	0
Sex Offenses (Forcible)	1,735	133	1	2	0
Sex Offenses (Non-Forcible)	476	34	0	0	0
Stolen Property Offenses (Receiving, etc.)	3,443	639	1	8	7
Weapon Law Violations	1,838	615	1	8	4
TOTAL GROUP-A ARRESTS	125,102	21,479	41	280	273

GROUP-B					
	WHITE	BLACK	AMERICAN INDIAN OR ALASKAN NATIVE	ASIAN OR PACIFIC ISLANDER	UNKNOWN
Bad Checks	0	0	0	0	0
Curfew/Loitering/Vagrancy	47	30	0	0	1
Disorderly Conduct	5,400	1,288	6	17	7
Driving Under the Influence	20,493	1,943	16	86	17
Drunkenness	17,849	1,921	25	70	34
Family Offenses (Non-Violent)	3,201	719	1	6	8
Liquor Law Violations	1,199	117	3	12	3
Peeping Tom	38	1	0	0	0
Runaway	98	50	0	0	1
Trespass of Real Property	3,605	769	4	5	17
All Other Offenses	132,218	19,154	77	477	228
TOTAL GROUP-B ARRESTS	184,148	25,992	132	673	316

TOTAL CRIME ARRESTS	309,250	47,471	173	953	589
----------------------------	----------------	---------------	------------	------------	------------

2014 TOTAL ARRESTS BY COUNTY - ADULT AND JUVENILE

GROUP-A	ADAIR				ALLEN				ANDERSON			
	ADULT	JUV	UNK	TOTAL	ADULT	JUV	UNK	TOTAL	ADULT	JUV	UNK	TOTAL
Arson	0	0	0	0	0	0	0	0	1	4	0	5
Assault Offenses	49	6	0	55	93	13	0	106	125	12	1	138
Bribery	0	0	0	0	0	0	0	0	0	0	0	0
Burglary/Breaking and Entering	3	0	0	3	11	0	0	11	23	0	0	23
Counterfeiting/Forgery	2	0	0	2	9	0	0	9	26	0	0	26
Destruction/Damage/Vandalism of Property	2	6	0	8	3	1	0	4	16	12	0	28
Drug/Narcotic Offenses	164	0	0	164	163	12	0	175	263	3	0	266
Embezzlement	0	0	0	0	0	0	0	0	0	0	0	0
Extortion/Blackmail	0	0	0	0	0	0	0	0	0	0	0	0
Fraud Offenses	1	0	0	1	3	0	0	3	7	0	0	7
Gambling Offenses	0	0	0	0	0	0	0	0	0	0	0	0
Homicide Offenses	0	0	0	0	0	0	0	0	8	0	0	8
Kidnapping/Abduction	1	0	0	1	22	0	0	22	3	0	0	3
Larceny/Theft Offenses	138	2	0	140	56	5	0	61	132	14	0	146
Motor Vehicle Theft	4	0	0	4	6	0	0	6	3	2	0	5
Pornography/Obscene Material	134	0	0	134	2	1	0	3	0	0	0	0
Prostitution Offenses	0	0	0	0	0	0	0	0	0	0	0	0
Robbery	3	1	0	4	0	0	0	0	1	0	0	1
Sex Offenses (Forcible)	1	4	0	5	4	1	0	5	1	0	0	1
Sex Offenses (Non-Forcible)	0	0	0	0	47	0	0	47	0	0	0	0
Stolen Property Offenses (Receiving, etc.)	14	0	0	14	9	2	0	11	17	0	0	17
Weapon Law Violations	3	0	0	3	8	1	0	9	17	0	0	17
TOTAL GROUP-A ARRESTS	519	19	0	538	436	36	0	472	643	47	1	691

GROUP-B												
Bad Checks	0	0	0	0	0	0	0	0	0	0	0	0
Curfew/Loitering/Vagrancy	0	0	0	0	0	0	0	0	0	0	0	0
Disorderly Conduct	12	1	0	13	15	17	0	32	25	2	0	27
Driving Under the Influence	65	0	0	65	87	2	0	89	121	1	0	122
Drunkenness	51	0	0	51	52	2	0	54	71	0	0	71
Family Offenses (Non-Violent)	8	0	0	8	54	0	0	54	21	0	0	21
Liquor Law Violations	2	0	0	2	4	3	0	7	3	0	0	3
Peeping Tom	0	0	0	0	1	0	0	1	0	0	0	0
Runaway	0	0	0	0	0	2	0	2	0	0	0	0
Trespass of Real Property	10	0	0	10	8	0	0	8	12	1	0	13
All Other Offenses	355	3	0	358	1,072	9	0	1,081	920	8	5	933
TOTAL GROUP-B ARRESTS	503	4	0	507	1,293	35	0	1,328	1,173	12	5	1,190

TOTAL CRIMES	1,022	23	0	1,045	1,729	71	0	1,800	1,816	59	6	1,881
---------------------	--------------	-----------	----------	--------------	--------------	-----------	----------	--------------	--------------	-----------	----------	--------------

2014 TOTAL ARRESTS BY COUNTY - ADULT AND JUVENILE

GROUP-A	BALLARD				BARREN				BATH			
	ADULT	JUV	UNK	TOTAL	ADULT	JUV	UNK	TOTAL	ADULT	JUV	UNK	TOTAL
Arson	0	0	0	0	1	0	0	1	0	0	0	0
Assault Offenses	41	1	0	42	402	6	3	411	23	4	0	27
Bribery	0	0	0	0	0	0	0	0	0	0	0	0
Burglary/Breaking and Entering	12	0	0	12	32	0	0	32	6	0	0	6
Counterfeiting/Forgery	11	0	2	13	17	0	0	17	2	0	0	2
Destruction/Damage/Vandalism of Property	7	0	0	7	54	2	0	56	2	1	0	3
Drug/Narcotic Offenses	77	3	0	80	974	8	0	982	70	2	0	72
Embezzlement	0	0	0	0	0	0	0	0	0	0	0	0
Extortion/Blackmail	0	0	0	0	0	0	0	0	0	0	0	0
Fraud Offenses	3	0	0	3	27	0	0	27	5	0	0	5
Gambling Offenses	0	0	0	0	0	0	0	0	0	0	0	0
Homicide Offenses	1	0	0	1	4	0	0	4	1	0	0	1
Kidnapping/Abduction	0	0	0	0	12	0	0	12	1	0	0	1
Larceny/Theft Offenses	46	0	0	46	594	6	5	605	33	0	0	33
Motor Vehicle Theft	3	0	0	3	5	1	0	6	0	0	0	0
Pornography/Obscene Material	0	0	0	0	11	9	0	20	0	0	0	0
Prostitution Offenses	0	0	0	0	1	0	0	1	0	0	0	0
Robbery	0	0	0	0	2	0	0	2	0	0	0	0
Sex Offenses (Forcible)	1	7	0	8	7	0	0	7	5	1	0	6
Sex Offenses (Non-Forcible)	0	0	0	0	0	0	0	0	0	0	0	0
Stolen Property Offenses (Receiving, etc.)	9	0	0	9	29	0	0	29	2	0	0	2
Weapon Law Violations	7	0	0	7	27	0	0	27	12	1	0	13
TOTAL GROUP-A ARRESTS	218	11	2	231	2,199	32	8	2,239	162	9	0	171

GROUP-B												
Bad Checks	0	0	0	0	0	0	0	0	0	0	0	0
Curfew/Loitering/Vagrancy	0	0	0	0	0	0	0	0	0	0	0	0
Disorderly Conduct	7	0	0	7	60	4	0	64	6	1	0	7
Driving Under the Influence	34	0	0	34	310	2	0	312	37	0	0	37
Drunkenness	20	0	0	20	251	2	0	253	39	1	0	40
Family Offenses (Non-Violent)	3	0	1	4	56	0	0	56	5	0	0	5
Liquor Law Violations	1	0	0	1	4	0	0	4	19	2	0	21
Peeping Tom	0	0	0	0	0	0	0	0	0	0	0	0
Runaway	0	0	0	0	0	0	0	0	0	0	0	0
Trespass of Real Property	4	1	0	5	33	1	0	34	1	0	0	1
All Other Offenses	207	3	4	214	1,591	28	2	1,621	484	3	0	487
TOTAL GROUP-B ARRESTS	276	4	5	285	2,305	37	2	2,344	591	7	0	598

TOTAL CRIMES	494	15	7	516	4,504	69	10	4,583	753	16	0	769
---------------------	------------	-----------	----------	------------	--------------	-----------	-----------	--------------	------------	-----------	----------	------------

2014 TOTAL ARRESTS BY COUNTY - ADULT AND JUVENILE

GROUP-A	BELL				BOONE				BOURBON			
	ADULT	JUV	UNK	TOTAL	ADULT	JUV	UNK	TOTAL	ADULT	JUV	UNK	TOTAL
Arson	0	0	0	0	1	0	0	1	1	0	0	1
Assault Offenses	213	8	0	221	328	59	1	388	166	25	1	192
Bribery	0	0	0	0	0	0	0	0	0	2	0	2
Burglary/Breaking and Entering	44	3	0	47	70	13	0	83	42	1	0	43
Counterfeiting/Forgery	94	0	0	94	415	0	1	416	58	0	0	58
Destruction/Damage/Vandalism of Property	37	4	0	41	99	13	0	112	26	5	0	31
Drug/Narcotic Offenses	1,002	1	0	1,003	1,418	134	2	1,554	206	3	0	209
Embezzlement	0	0	0	0	0	0	0	0	0	0	0	0
Extortion/Blackmail	0	0	0	0	0	0	0	0	0	0	0	0
Fraud Offenses	31	0	0	31	141	3	0	144	18	0	2	20
Gambling Offenses	0	0	0	0	3	0	0	3	0	0	0	0
Homicide Offenses	2	0	0	2	1	0	0	1	0	0	0	0
Kidnapping/Abduction	1	0	0	1	4	3	0	7	6	0	0	6
Larceny/Theft Offenses	551	36	0	587	1,046	42	4	1,092	208	7	2	217
Motor Vehicle Theft	6	0	0	6	8	2	1	11	6	2	0	8
Pornography/Obscene Material	25	0	0	25	4	0	0	4	0	0	0	0
Prostitution Offenses	3	0	0	3	2	0	0	2	0	0	0	0
Robbery	6	0	0	6	22	2	0	24	6	0	0	6
Sex Offenses (Forcible)	12	4	0	16	41	10	0	51	5	0	0	5
Sex Offenses (Non-Forcible)	5	0	0	5	19	0	0	19	1	0	0	1
Stolen Property Offenses (Receiving, etc.)	34	2	0	36	165	8	1	174	37	1	0	38
Weapon Law Violations	20	1	0	21	46	11	0	57	20	2	0	22
TOTAL GROUP-A ARRESTS	2,086	59	0	2,145	3,833	300	10	4,143	806	48	5	859

GROUP-B												
Bad Checks	0	0	0	0	0	0	0	0	0	0	0	0
Curfew/Loitering/Vagrancy	0	0	0	0	0	0	0	0	3	0	0	3
Disorderly Conduct	65	1	0	66	92	101	2	195	54	24	0	78
Driving Under the Influence	410	0	0	410	655	6	1	662	133	0	0	133
Drunkenness	220	7	1	228	573	12	3	588	216	0	0	216
Family Offenses (Non-Violent)	22	0	0	22	213	0	0	213	35	0	0	35
Liquor Law Violations	2	0	0	2	50	16	0	66	4	4	0	8
Peeping Tom	0	0	0	0	0	0	0	0	0	1	0	1
Runaway	0	0	0	0	0	2	0	2	0	0	0	0
Trespass of Real Property	83	2	0	85	54	4	0	58	33	2	0	35
All Other Offenses	3,303	3	2	3,308	3,680	77	10	3,767	968	32	0	1,000
TOTAL GROUP-B ARRESTS	4,105	13	3	4,121	5,317	218	16	5,551	1,446	63	0	1,509

TOTAL CRIMES	6,191	72	3	6,266	9,150	518	26	9,694	2,252	111	5	2,368
---------------------	--------------	-----------	----------	--------------	--------------	------------	-----------	--------------	--------------	------------	----------	--------------

2014 TOTAL ARRESTS BY COUNTY - ADULT AND JUVENILE

GROUP-A	BOYD				BOYLE				BRACKEN			
	ADULT	JUV	UNK	TOTAL	ADULT	JUV	UNK	TOTAL	ADULT	JUV	UNK	TOTAL
Arson	0	0	0	0	0	0	0	0	0	0	0	0
Assault Offenses	183	9	0	192	152	2	0	154	25	1	0	26
Bribery	1	0	0	1	0	0	0	0	0	0	0	0
Burglary/Breaking and Entering	40	6	0	46	40	0	0	40	6	0	0	6
Counterfeiting/Forgery	32	0	0	32	53	0	0	53	25	0	0	25
Destruction/Damage/Vandalism of Property	20	4	0	24	19	0	0	19	4	0	0	4
Drug/Narcotic Offenses	521	5	0	526	525	4	1	530	25	0	0	25
Embezzlement	0	0	0	0	0	0	0	0	0	0	0	0
Extortion/Blackmail	0	0	0	0	0	0	0	0	0	0	0	0
Fraud Offenses	25	0	0	25	17	0	0	17	2	0	0	2
Gambling Offenses	1	0	0	1	0	0	0	0	0	0	0	0
Homicide Offenses	5	0	0	5	3	0	0	3	1	0	0	1
Kidnapping/Abduction	7	0	0	7	2	0	0	2	0	0	0	0
Larceny/Theft Offenses	566	29	0	595	227	10	0	237	18	0	0	18
Motor Vehicle Theft	6	1	0	7	5	0	0	5	0	0	0	0
Pornography/Obscene Material	47	1	0	48	31	0	0	31	0	0	0	0
Prostitution Offenses	5	0	0	5	0	0	0	0	0	0	0	0
Robbery	9	5	0	14	15	0	0	15	0	0	0	0
Sex Offenses (Forcible)	2	0	0	2	3	1	0	4	1	0	0	1
Sex Offenses (Non-Forcible)	0	0	0	0	0	0	0	0	4	0	0	4
Stolen Property Offenses (Receiving, etc.)	34	0	0	34	21	0	0	21	4	0	0	4
Weapon Law Violations	18	1	0	19	18	0	0	18	1	0	0	1
TOTAL GROUP-A ARRESTS	1,522	61	0	1,583	1,131	17	1	1,149	116	1	0	117

GROUP-B												
Bad Checks	0	0	0	0	0	0	0	0	0	0	0	0
Curfew/Loitering/Vagrancy	0	0	0	0	0	0	0	0	0	0	0	0
Disorderly Conduct	58	1	0	59	43	0	0	43	6	0	0	6
Driving Under the Influence	315	2	0	317	157	0	0	157	16	0	0	16
Drunkenness	413	3	0	416	147	0	0	147	18	1	0	19
Family Offenses (Non-Violent)	38	0	0	38	39	0	0	39	10	0	0	10
Liquor Law Violations	1	4	0	5	2	0	0	2	0	0	0	0
Peeping Tom	0	0	0	0	1	0	0	1	0	0	0	0
Runaway	0	1	0	1	0	0	0	0	0	0	0	0
Trespass of Real Property	30	0	0	30	36	1	0	37	3	0	0	3
All Other Offenses	2,502	26	7	2,535	1,105	0	1	1,106	117	2	0	119
TOTAL GROUP-B ARRESTS	3,357	37	7	3,401	1,530	1	1	1,532	170	3	0	173

TOTAL CRIMES	4,879	98	7	4,984	2,661	18	2	2,681	286	4	0	290
---------------------	--------------	-----------	----------	--------------	--------------	-----------	----------	--------------	------------	----------	----------	------------

2014 TOTAL ARRESTS BY COUNTY - ADULT AND JUVENILE

GROUP-A	BREATHITT				BRECKINRIDGE				BULLITT			
	ADULT	JUV	UNK	TOTAL	ADULT	JUV	UNK	TOTAL	ADULT	JUV	UNK	TOTAL
Arson	0	0	0	0	2	0	0	2	1	0	0	1
Assault Offenses	51	11	0	62	115	7	1	123	432	28	1	461
Bribery	2	0	0	2	3	0	0	3	1	1	0	2
Burglary/Breaking and Entering	3	0	0	3	5	1	0	6	46	3	0	49
Counterfeiting/Forgery	1	0	0	1	9	0	0	9	15	0	0	15
Destruction/Damage/Vandalism of Property	5	3	0	8	36	6	0	42	84	8	0	92
Drug/Narcotic Offenses	138	0	0	138	73	3	0	76	1,281	36	0	1,317
Embezzlement	0	0	0	0	0	0	0	0	0	0	0	0
Extortion/Blackmail	0	0	0	0	0	0	0	0	0	0	0	0
Fraud Offenses	3	0	0	3	9	0	0	9	38	0	0	38
Gambling Offenses	0	0	0	0	0	0	0	0	1	0	0	1
Homicide Offenses	4	0	0	4	1	0	0	1	1	0	0	1
Kidnapping/Abduction	0	0	0	0	2	0	0	2	9	0	0	9
Larceny/Theft Offenses	30	0	0	30	145	3	1	149	278	14	0	292
Motor Vehicle Theft	0	0	0	0	3	2	0	5	11	0	0	11
Pornography/Obscene Material	0	0	0	0	0	0	0	0	0	0	0	0
Prostitution Offenses	0	0	0	0	0	0	0	0	2	0	0	2
Robbery	0	0	0	0	1	0	0	1	15	0	0	15
Sex Offenses (Forcible)	0	1	0	1	7	1	0	8	23	0	0	23
Sex Offenses (Non-Forcible)	0	0	0	0	0	0	0	0	8	0	0	8
Stolen Property Offenses (Receiving, etc.)	7	1	0	8	5	0	0	5	61	6	0	67
Weapon Law Violations	5	0	0	5	7	0	0	7	35	4	0	39
TOTAL GROUP-A ARRESTS	249	16	0	265	423	23	2	448	2,342	100	1	2,443

GROUP-B												
Bad Checks	0	0	0	0	0	0	0	0	0	0	0	0
Curfew/Loitering/Vagrancy	0	0	0	0	0	0	0	0	1	0	0	1
Disorderly Conduct	21	2	0	23	19	1	0	20	68	8	1	77
Driving Under the Influence	85	0	0	85	47	0	0	47	469	1	0	470
Drunkenness	69	0	0	69	45	0	0	45	225	5	2	232
Family Offenses (Non-Violent)	14	0	0	14	48	0	0	48	50	0	0	50
Liquor Law Violations	0	0	0	0	4	0	0	4	23	3	0	26
Peeping Tom	0	0	0	0	0	0	0	0	0	0	0	0
Runaway	0	1	0	1	0	0	0	0	0	0	0	0
Trespass of Real Property	7	2	0	9	18	1	0	19	45	1	0	46
All Other Offenses	794	15	0	809	410	4	0	414	1,522	22	2	1,546
TOTAL GROUP-B ARRESTS	990	20	0	1,010	591	6	0	597	2,403	40	5	2,448

TOTAL CRIMES	1,239	36	0	1,275	1,014	29	2	1,045	4,745	140	6	4,891
---------------------	--------------	-----------	----------	--------------	--------------	-----------	----------	--------------	--------------	------------	----------	--------------

2014 TOTAL ARRESTS BY COUNTY - ADULT AND JUVENILE

GROUP-A	BUTLER				CALDWELL				CALLOWAY			
	ADULT	JUV	UNK	TOTAL	ADULT	JUV	UNK	TOTAL	ADULT	JUV	UNK	TOTAL
Arson	5	0	0	5	0	0	0	0	4	0	0	4
Assault Offenses	56	2	0	58	77	21	1	99	204	7	0	211
Bribery	0	0	0	0	0	0	0	0	0	0	0	0
Burglary/Breaking and Entering	19	0	0	19	14	1	0	15	41	1	0	42
Counterfeiting/Forgery	3	0	0	3	6	0	0	6	22	0	0	22
Destruction/Damage/Vandalism of Property	9	4	0	13	8	3	0	11	39	2	0	41
Drug/Narcotic Offenses	155	2	0	157	169	12	0	181	477	8	0	485
Embezzlement	0	0	0	0	0	0	0	0	0	0	0	0
Extortion/Blackmail	0	0	0	0	0	0	0	0	0	0	0	0
Fraud Offenses	9	0	0	9	6	0	0	6	13	0	0	13
Gambling Offenses	0	0	0	0	0	0	0	0	0	0	0	0
Homicide Offenses	0	0	0	0	2	0	0	2	4	0	0	4
Kidnapping/Abduction	3	0	0	3	5	0	0	5	4	0	0	4
Larceny/Theft Offenses	55	2	0	57	123	16	0	139	403	12	0	415
Motor Vehicle Theft	2	2	0	4	4	0	0	4	11	1	0	12
Pornography/Obscene Material	5	0	0	5	0	2	0	2	0	0	0	0
Prostitution Offenses	0	0	0	0	0	0	0	0	4	0	0	4
Robbery	6	0	0	6	3	0	0	3	6	0	0	6
Sex Offenses (Forcible)	98	0	0	98	1	1	0	2	17	2	0	19
Sex Offenses (Non-Forcible)	0	0	0	0	1	1	0	2	11	0	0	11
Stolen Property Offenses (Receiving, etc.)	8	0	0	8	14	0	0	14	30	2	0	32
Weapon Law Violations	3	0	0	3	13	0	0	13	23	1	0	24
TOTAL GROUP-A ARRESTS	436	12	0	448	446	57	1	504	1,313	36	0	1,349

GROUP-B												
Bad Checks	0	0	0	0	0	0	0	0	0	0	0	0
Curfew/Loitering/Vagrancy	0	0	0	0	0	0	0	0	0	0	0	0
Disorderly Conduct	23	0	0	23	14	0	0	14	41	0	0	41
Driving Under the Influence	88	0	0	88	50	1	0	51	293	2	0	295
Drunkenness	40	1	0	41	37	2	0	39	195	1	0	196
Family Offenses (Non-Violent)	12	0	0	12	13	0	0	13	47	0	0	47
Liquor Law Violations	0	0	0	0	3	2	0	5	32	2	0	34
Peeping Tom	0	0	0	0	0	0	0	0	4	0	0	4
Runaway	0	0	0	0	0	2	0	2	0	0	0	0
Trespass of Real Property	8	2	0	10	17	0	0	17	27	0	0	27
All Other Offenses	236	3	0	239	393	3	0	396	858	12	0	870
TOTAL GROUP-B ARRESTS	407	6	0	413	527	10	0	537	1,497	17	0	1,514

TOTAL CRIMES	843	18	0	861	973	67	1	1,041	2,810	53	0	2,863
---------------------	------------	-----------	----------	------------	------------	-----------	----------	--------------	--------------	-----------	----------	--------------

2014 TOTAL ARRESTS BY COUNTY - ADULT AND JUVENILE

GROUP-A	CAMPBELL				CARLISLE				CARROLL			
	ADULT	JUV	UNK	TOTAL	ADULT	JUV	UNK	TOTAL	ADULT	JUV	UNK	TOTAL
Arson	0	0	0	0	0	0	0	0	1	0	0	1
Assault Offenses	336	44	3	383	24	2	0	26	105	7	0	112
Bribery	0	0	0	0	0	0	0	0	0	0	0	0
Burglary/Breaking and Entering	59	14	0	73	2	0	0	2	7	6	0	13
Counterfeiting/Forgery	72	3	0	75	0	0	0	0	10	0	0	10
Destruction/Damage/Vandalism of Property	46	8	0	54	10	0	0	10	23	15	0	38
Drug/Narcotic Offenses	2,355	56	0	2,411	33	0	0	33	455	9	0	464
Embezzlement	0	0	0	0	0	0	0	0	0	0	0	0
Extortion/Blackmail	0	0	0	0	0	0	0	0	0	0	0	0
Fraud Offenses	46	0	0	46	4	0	0	4	4	0	0	4
Gambling Offenses	0	0	0	0	0	0	0	0	0	0	0	0
Homicide Offenses	2	1	0	3	0	0	0	0	1	0	0	1
Kidnapping/Abduction	7	0	0	7	0	0	0	0	1	0	0	1
Larceny/Theft Offenses	614	56	0	670	27	0	0	27	77	11	0	88
Motor Vehicle Theft	16	1	0	17	3	0	0	3	2	3	0	5
Pornography/Obscene Material	5	0	0	5	1	0	0	1	2	2	0	4
Prostitution Offenses	5	0	0	5	0	0	0	0	0	0	0	0
Robbery	28	9	0	37	0	0	0	0	0	0	0	0
Sex Offenses (Forcible)	19	2	0	21	9	0	0	9	7	0	0	7
Sex Offenses (Non-Forcible)	2	0	0	2	0	0	0	0	1	0	0	1
Stolen Property Offenses (Receiving, etc.)	103	15	0	118	2	0	0	2	10	1	0	11
Weapon Law Violations	45	13	0	58	0	0	0	0	7	1	0	8
TOTAL GROUP-A ARRESTS	3,760	222	3	3,985	115	2	0	117	713	55	0	768

GROUP-B												
Bad Checks	0	0	0	0	0	0	0	0	0	0	0	0
Curfew/Loitering/Vagrancy	2	0	0	2	0	0	0	0	0	0	0	0
Disorderly Conduct	342	47	2	391	0	0	0	0	29	3	0	32
Driving Under the Influence	522	4	0	526	23	1	0	24	108	3	0	111
Drunkenness	927	29	1	957	4	0	0	4	76	1	0	77
Family Offenses (Non-Violent)	44	0	0	44	3	0	0	3	5	0	0	5
Liquor Law Violations	87	25	0	112	1	0	0	1	2	0	0	2
Peeping Tom	1	0	0	1	0	0	0	0	0	0	0	0
Runaway	4	8	0	12	0	0	0	0	0	0	0	0
Trespass of Real Property	153	41	2	196	3	0	0	3	7	2	0	9
All Other Offenses	4,226	81	5	4,312	108	4	1	113	960	5	2	967
TOTAL GROUP-B ARRESTS	6,308	235	10	6,553	142	5	1	148	1,187	14	2	1,203

TOTAL CRIMES	10,068	457	13	10,538	257	7	1	265	1,900	69	2	1,971
---------------------	---------------	------------	-----------	---------------	------------	----------	----------	------------	--------------	-----------	----------	--------------

2014 TOTAL ARRESTS BY COUNTY - ADULT AND JUVENILE

GROUP-A	CARTER				CASEY				CHRISTIAN			
	ADULT	JUV	UNK	TOTAL	ADULT	JUV	UNK	TOTAL	ADULT	JUV	UNK	TOTAL
Arson	1	0	0	1	0	0	0	0	2	0	0	2
Assault Offenses	137	6	1	144	81	2	1	84	669	51	0	720
Bribery	0	0	0	0	0	0	0	0	11	1	0	12
Burglary/Breaking and Entering	13	2	0	15	9	0	0	9	103	22	0	125
Counterfeiting/Forgery	3	0	0	3	25	0	0	25	55	2	0	57
Destruction/Damage/Vandalism of Property	13	2	0	15	20	0	0	20	77	15	0	92
Drug/Narcotic Offenses	169	2	0	171	144	6	1	151	1,087	41	1	1,129
Embezzlement	0	0	0	0	0	0	0	0	0	0	0	0
Extortion/Blackmail	0	0	0	0	0	0	0	0	0	0	0	0
Fraud Offenses	11	0	0	11	4	0	0	4	104	3	0	107
Gambling Offenses	0	0	0	0	0	0	0	0	0	0	0	0
Homicide Offenses	1	1	0	2	3	0	0	3	8	0	0	8
Kidnapping/Abduction	3	0	0	3	3	0	0	3	19	0	0	19
Larceny/Theft Offenses	103	5	0	108	148	0	22	170	526	35	1	562
Motor Vehicle Theft	3	0	0	3	9	0	0	9	10	1	0	11
Pornography/Obscene Material	3	3	0	6	0	0	0	0	805	10	0	815
Prostitution Offenses	0	0	0	0	0	0	0	0	2	0	0	2
Robbery	2	0	0	2	0	0	0	0	37	2	0	39
Sex Offenses (Forcible)	8	1	0	9	0	0	0	0	78	7	0	85
Sex Offenses (Non-Forcible)	2	0	0	2	0	0	0	0	32	0	0	32
Stolen Property Offenses (Receiving, etc.)	14	0	0	14	18	1	0	19	67	4	0	71
Weapon Law Violations	2	0	0	2	2	0	0	2	101	12	0	113
TOTAL GROUP-A ARRESTS	488	22	1	511	466	9	24	499	3,793	206	2	4,001

GROUP-B												
Bad Checks	0	0	0	0	0	0	0	0	0	0	0	0
Curfew/Loitering/Vagrancy	0	0	0	0	0	0	0	0	0	0	0	0
Disorderly Conduct	14	3	0	17	15	0	0	15	156	33	0	189
Driving Under the Influence	155	1	0	156	84	0	0	84	364	0	0	364
Drunkenness	64	3	0	67	41	1	0	42	338	2	1	341
Family Offenses (Non-Violent)	17	0	0	17	8	0	0	8	106	0	0	106
Liquor Law Violations	2	0	0	2	1	0	0	1	13	0	0	13
Peeping Tom	0	0	0	0	0	0	0	0	0	0	0	0
Runaway	0	2	0	2	0	0	0	0	2	3	0	5
Trespass of Real Property	12	0	1	13	14	0	1	15	96	4	0	100
All Other Offenses	1,827	6	3	1,836	344	2	2	348	3,469	189	4	3,662
TOTAL GROUP-B ARRESTS	2,091	15	4	2,110	507	3	3	513	4,544	231	5	4,780

TOTAL CRIMES	2,579	37	5	2,621	973	12	27	1,012	8,337	437	7	8,781
---------------------	--------------	-----------	----------	--------------	------------	-----------	-----------	--------------	--------------	------------	----------	--------------

2014 TOTAL ARRESTS BY COUNTY - ADULT AND JUVENILE

GROUP-A	CLARK				CLAY				CLINTON			
	ADULT	JUV	UNK	TOTAL	ADULT	JUV	UNK	TOTAL	ADULT	JUV	UNK	TOTAL
Arson	1	0	0	1	1	0	0	1	0	0	0	0
Assault Offenses	183	8	0	191	245	30	0	275	148	3	0	151
Bribery	1	0	0	1	1	0	0	1	0	0	0	0
Burglary/Breaking and Entering	21	8	0	29	35	0	0	35	22	0	0	22
Counterfeiting/Forgery	36	0	0	36	12	0	0	12	8	0	0	8
Destruction/Damage/Vandalism of Property	34	1	0	35	59	3	0	62	37	0	0	37
Drug/Narcotic Offenses	420	2	0	422	331	7	0	338	167	2	2	171
Embezzlement	0	0	0	0	0	0	0	0	0	0	0	0
Extortion/Blackmail	0	0	0	0	0	0	0	0	0	0	0	0
Fraud Offenses	56	0	0	56	15	0	0	15	12	0	0	12
Gambling Offenses	3	0	0	3	0	0	0	0	0	0	0	0
Homicide Offenses	4	0	0	4	5	0	0	5	0	0	0	0
Kidnapping/Abduction	11	0	0	11	1	0	0	1	3	0	0	3
Larceny/Theft Offenses	395	3	1	399	249	1	0	250	130	0	4	134
Motor Vehicle Theft	9	0	0	9	4	0	0	4	9	0	0	9
Pornography/Obscene Material	73	0	0	73	2	0	0	2	0	0	0	0
Prostitution Offenses	2	0	0	2	0	0	0	0	0	0	0	0
Robbery	13	0	0	13	11	0	0	11	0	0	0	0
Sex Offenses (Forcible)	8	0	0	8	1	0	0	1	3	0	0	3
Sex Offenses (Non-Forcible)	4	0	0	4	1	0	0	1	3	0	0	3
Stolen Property Offenses (Receiving, etc.)	67	0	0	67	23	0	0	23	15	0	0	15
Weapon Law Violations	32	0	0	32	26	0	0	26	8	0	0	8
TOTAL GROUP-A ARRESTS	1,373	22	1	1,396	1,022	41	0	1,063	565	5	6	576

GROUP-B												
Bad Checks	0	0	0	0	0	0	0	0	0	0	0	0
Curfew/Loitering/Vagrancy	0	0	0	0	0	0	0	0	1	0	0	1
Disorderly Conduct	77	2	0	79	64	6	0	70	33	0	0	33
Driving Under the Influence	286	1	1	288	197	0	0	197	81	0	0	81
Drunkenness	411	3	0	414	282	5	1	288	55	0	0	55
Family Offenses (Non-Violent)	36	0	0	36	26	0	0	26	26	0	0	26
Liquor Law Violations	0	0	0	0	0	0	0	0	3	0	0	3
Peeping Tom	0	0	0	0	0	1	0	1	0	0	0	0
Runaway	0	0	0	0	0	1	0	1	0	0	0	0
Trespass of Real Property	44	2	0	46	49	0	0	49	38	0	0	38
All Other Offenses	1,502	3	1	1,506	1,059	20	0	1,079	470	2	8	480
TOTAL GROUP-B ARRESTS	2,356	11	2	2,369	1,677	33	1	1,711	707	2	8	717

TOTAL CRIMES	3,729	33	3	3,765	2,699	74	1	2,774	1,272	7	14	1,293
---------------------	--------------	-----------	----------	--------------	--------------	-----------	----------	--------------	--------------	----------	-----------	--------------

2014 TOTAL ARRESTS BY COUNTY - ADULT AND JUVENILE

GROUP-A	CRITTENDEN				CUMBERLAND				DAVIESS			
	ADULT	JUV	UNK	TOTAL	ADULT	JUV	UNK	TOTAL	ADULT	JUV	UNK	TOTAL
Arson	0	0	0	0	0	0	0	0	0	2	0	2
Assault Offenses	48	1	0	49	42	0	0	42	686	241	3	930
Bribery	0	0	0	0	0	0	0	0	0	1	0	1
Burglary/Breaking and Entering	3	0	0	3	14	0	0	14	165	26	0	191
Counterfeiting/Forgery	6	0	0	6	20	0	0	20	154	0	0	154
Destruction/Damage/Vandalism of Property	14	1	0	15	8	0	0	8	123	71	2	196
Drug/Narcotic Offenses	98	0	0	98	78	3	0	81	2,412	101	0	2,513
Embezzlement	0	0	0	0	0	0	0	0	0	0	0	0
Extortion/Blackmail	0	0	0	0	0	0	0	0	3	0	0	3
Fraud Offenses	1	0	0	1	2	0	0	2	120	3	0	123
Gambling Offenses	0	0	0	0	0	0	0	0	0	0	0	0
Homicide Offenses	0	0	0	0	0	0	0	0	9	0	0	9
Kidnapping/Abduction	0	0	0	0	0	0	0	0	15	0	0	15
Larceny/Theft Offenses	217	1	0	218	86	0	1	87	1,542	120	13	1,675
Motor Vehicle Theft	2	0	0	2	0	0	0	0	36	11	1	48
Pornography/Obscene Material	0	0	0	0	0	0	0	0	93	1	0	94
Prostitution Offenses	0	0	0	0	0	0	0	0	0	0	0	0
Robbery	0	0	0	0	1	0	0	1	32	11	0	43
Sex Offenses (Forcible)	2	0	0	2	0	1	0	1	56	10	0	66
Sex Offenses (Non-Forcible)	0	0	0	0	0	0	0	0	18	0	0	18
Stolen Property Offenses (Receiving, etc.)	9	0	0	9	4	0	0	4	175	30	0	205
Weapon Law Violations	6	0	0	6	4	0	0	4	57	12	0	69
TOTAL GROUP-A ARRESTS	406	3	0	409	259	4	1	264	5,696	640	19	6,355

GROUP-B												
Bad Checks	0	0	0	0	0	0	0	0	0	0	0	0
Curfew/Loitering/Vagrancy	0	0	0	0	0	0	0	0	0	0	0	0
Disorderly Conduct	7	1	0	8	7	0	0	7	183	158	1	342
Driving Under the Influence	23	1	1	25	35	1	0	36	772	4	0	776
Drunkenness	18	2	0	20	15	0	0	15	509	22	0	531
Family Offenses (Non-Violent)	16	0	0	16	9	0	0	9	122	0	0	122
Liquor Law Violations	1	1	0	2	1	0	0	1	148	52	0	200
Peeping Tom	0	0	0	0	0	0	0	0	1	0	0	1
Runaway	0	0	0	0	0	0	0	0	4	9	0	13
Trespass of Real Property	10	1	0	11	4	0	0	4	193	46	2	241
All Other Offenses	355	1	0	356	117	0	0	117	4,857	242	4	5,103
TOTAL GROUP-B ARRESTS	430	7	1	438	188	1	0	189	6,789	533	7	7,329

TOTAL CRIMES	836	10	1	847	447	5	1	453	12,485	1,173	26	13,684
---------------------	------------	-----------	----------	------------	------------	----------	----------	------------	---------------	--------------	-----------	---------------

2014 TOTAL ARRESTS BY COUNTY - ADULT AND JUVENILE

GROUP-A	EDMONSON				ELLIOTT				ESTILL			
	ADULT	JUV	UNK	TOTAL	ADULT	JUV	UNK	TOTAL	ADULT	JUV	UNK	TOTAL
Arson	5	0	0	5	0	0	0	0	0	0	0	0
Assault Offenses	157	3	0	160	33	0	0	33	104	0	1	105
Bribery	2	0	0	2	0	0	0	0	0	0	0	0
Burglary/Breaking and Entering	35	0	0	35	1	0	0	1	16	0	0	16
Counterfeiting/Forgery	4	0	0	4	0	0	0	0	86	0	0	86
Destruction/Damage/Vandalism of Property	23	1	0	24	1	1	0	2	17	2	0	19
Drug/Narcotic Offenses	186	5	0	191	62	0	0	62	298	2	1	301
Embezzlement	0	0	0	0	0	0	0	0	0	0	0	0
Extortion/Blackmail	0	0	0	0	0	0	0	0	0	0	0	0
Fraud Offenses	6	0	0	6	1	0	0	1	8	0	0	8
Gambling Offenses	0	0	0	0	0	0	0	0	0	0	0	0
Homicide Offenses	2	0	0	2	0	0	0	0	0	0	0	0
Kidnapping/Abduction	4	0	0	4	0	0	0	0	3	0	0	3
Larceny/Theft Offenses	86	0	0	86	9	0	0	9	44	0	0	44
Motor Vehicle Theft	6	0	0	6	0	0	0	0	8	0	0	8
Pornography/Obscene Material	0	0	0	0	0	0	0	0	0	0	0	0
Prostitution Offenses	0	0	0	0	0	0	0	0	0	0	0	0
Robbery	2	0	0	2	0	0	0	0	1	0	0	1
Sex Offenses (Forcible)	11	0	0	11	2	0	0	2	3	1	0	4
Sex Offenses (Non-Forcible)	0	0	0	0	0	0	0	0	0	0	0	0
Stolen Property Offenses (Receiving, etc.)	5	0	0	5	0	0	0	0	10	0	0	10
Weapon Law Violations	14	0	0	14	5	1	0	6	9	0	0	9
TOTAL GROUP-A ARRESTS	548	9	0	557	114	2	0	116	607	5	2	614

GROUP-B												
Bad Checks	0	0	0	0	0	0	0	0	0	0	0	0
Curfew/Loitering/Vagrancy	0	0	0	0	0	0	0	0	0	0	0	0
Disorderly Conduct	21	0	0	21	2	0	0	2	40	2	0	42
Driving Under the Influence	52	0	2	54	15	0	0	15	108	0	0	108
Drunkenness	46	0	0	46	5	0	0	5	98	3	1	102
Family Offenses (Non-Violent)	39	0	0	39	1	0	0	1	6	0	0	6
Liquor Law Violations	2	0	0	2	0	0	0	0	0	0	0	0
Peeping Tom	0	0	0	0	0	0	0	0	0	0	0	0
Runaway	1	0	0	1	0	1	0	1	8	0	0	8
Trespass of Real Property	8	0	1	9	8	0	0	8	13	0	0	13
All Other Offenses	237	2	1	240	226	0	0	226	913	5	2	920
TOTAL GROUP-B ARRESTS	406	2	4	412	257	1	0	258	1,186	10	3	1,199

TOTAL CRIMES	954	11	4	969	371	3	0	374	1,793	15	5	1,813
---------------------	------------	-----------	----------	------------	------------	----------	----------	------------	--------------	-----------	----------	--------------

2014 TOTAL ARRESTS BY COUNTY - ADULT AND JUVENILE

GROUP-A	FAYETTE				FLEMING				FLOYD			
	ADULT	JUV	UNK	TOTAL	ADULT	JUV	UNK	TOTAL	ADULT	JUV	UNK	TOTAL
Arson	3	1	0	4	0	0	0	0	1	0	0	1
Assault Offenses	307	75	0	382	55	2	0	57	243	9	1	253
Bribery	0	1	0	1	0	0	0	0	0	0	0	0
Burglary/Breaking and Entering	47	56	0	103	19	0	0	19	28	0	0	28
Counterfeiting/Forgery	448	0	0	448	63	0	0	63	3	0	0	3
Destruction/Damage/Vandalism of Property	49	11	0	60	13	1	0	14	26	0	0	26
Drug/Narcotic Offenses	1,760	53	0	1,813	120	2	0	122	518	4	0	522
Embezzlement	0	0	0	0	0	0	0	0	0	0	0	0
Extortion/Blackmail	4	0	0	4	0	0	0	0	0	0	0	0
Fraud Offenses	133	1	0	134	9	0	0	9	11	1	0	12
Gambling Offenses	1	0	0	1	0	0	0	0	1	0	0	1
Homicide Offenses	5	4	0	9	3	0	0	3	1	0	0	1
Kidnapping/Abduction	5	2	0	7	2	0	0	2	3	0	0	3
Larceny/Theft Offenses	1,519	161	1	1,681	109	0	3	112	110	0	0	110
Motor Vehicle Theft	21	11	0	32	5	0	0	5	2	1	0	3
Pornography/Obscene Material	22	7	0	29	23	0	0	23	0	1	0	1
Prostitution Offenses	55	1	1	57	0	0	0	0	0	0	0	0
Robbery	10	20	0	30	3	0	0	3	5	0	1	6
Sex Offenses (Forcible)	15	2	0	17	94	3	0	97	3	0	0	3
Sex Offenses (Non-Forcible)	2	0	0	2	0	0	0	0	6	0	0	6
Stolen Property Offenses (Receiving, etc.)	229	73	0	302	3	0	0	3	12	0	0	12
Weapon Law Violations	79	23	1	103	3	0	0	3	12	0	0	12
TOTAL GROUP-A ARRESTS	4,714	502	3	5,219	524	8	3	535	985	16	2	1,003

GROUP-B												
Bad Checks	0	0	0	0	0	0	0	0	0	0	0	0
Curfew/Loitering/Vagrancy	39	2	0	41	0	0	0	0	0	0	0	0
Disorderly Conduct	144	26	0	170	13	0	0	13	53	0	0	53
Driving Under the Influence	691	4	1	696	105	0	0	105	335	3	0	338
Drunkenness	657	6	0	663	55	5	0	60	240	1	1	242
Family Offenses (Non-Violent)	67	0	0	67	3	0	0	3	14	0	0	14
Liquor Law Violations	116	9	1	126	6	3	0	9	4	0	0	4
Peeping Tom	1	0	0	1	0	0	0	0	0	0	0	0
Runaway	5	42	1	48	0	0	0	0	0	0	0	0
Trespass of Real Property	420	15	0	435	0	0	0	0	29	0	0	29
All Other Offenses	3,237	190	1	3,428	679	6	1	686	2,350	10	2	2,362
TOTAL GROUP-B ARRESTS	5,377	294	4	5,675	861	14	1	876	3,025	14	3	3,042

TOTAL CRIMES	10,091	796	7	10,894	1,385	22	4	1,411	4,010	30	5	4,045
---------------------	---------------	------------	----------	---------------	--------------	-----------	----------	--------------	--------------	-----------	----------	--------------

2014 TOTAL ARRESTS BY COUNTY - ADULT AND JUVENILE

GROUP-A	FRANKLIN				FULTON				GALLATIN			
	ADULT	JUV	UNK	TOTAL	ADULT	JUV	UNK	TOTAL	ADULT	JUV	UNK	TOTAL
Arson	1	1	0	2	0	1	0	1	1	0	0	1
Assault Offenses	374	39	1	414	72	6	0	78	94	4	0	98
Bribery	0	0	0	0	0	0	0	0	1	0	0	1
Burglary/Breaking and Entering	42	4	0	46	9	2	0	11	7	11	0	18
Counterfeiting/Forgery	65	0	0	65	22	0	0	22	5	0	0	5
Destruction/Damage/Vandalism of Property	49	6	0	55	18	5	0	23	24	9	0	33
Drug/Narcotic Offenses	958	19	1	978	226	5	0	231	224	2	0	226
Embezzlement	0	0	0	0	0	0	0	0	0	0	0	0
Extortion/Blackmail	0	0	0	0	0	0	0	0	0	0	0	0
Fraud Offenses	76	1	0	77	9	0	1	10	14	0	0	14
Gambling Offenses	5	0	0	5	0	0	0	0	0	0	0	0
Homicide Offenses	0	0	0	0	0	0	0	0	0	0	0	0
Kidnapping/Abduction	7	1	0	8	0	0	0	0	0	0	0	0
Larceny/Theft Offenses	445	40	0	485	129	8	4	141	53	4	0	57
Motor Vehicle Theft	16	0	0	16	3	0	0	3	2	0	0	2
Pornography/Obscene Material	0	0	0	0	1	0	0	1	0	0	0	0
Prostitution Offenses	0	0	0	0	0	0	0	0	0	0	0	0
Robbery	17	1	0	18	1	1	0	2	3	0	0	3
Sex Offenses (Forcible)	21	2	0	23	1	0	0	1	1	1	0	2
Sex Offenses (Non-Forcible)	4	0	0	4	0	0	0	0	1	0	0	1
Stolen Property Offenses (Receiving, etc.)	44	4	0	48	14	0	0	14	2	0	0	2
Weapon Law Violations	28	1	0	29	6	0	0	6	4	0	0	4
TOTAL GROUP-A ARRESTS	2,152	119	2	2,273	511	28	5	544	436	31	0	467

GROUP-B												
Bad Checks	0	0	0	0	0	0	0	0	0	0	0	0
Curfew/Loitering/Vagrancy	5	0	0	5	0	0	0	0	0	0	0	0
Disorderly Conduct	120	28	0	148	21	1	0	22	27	7	0	34
Driving Under the Influence	396	1	0	397	107	2	0	109	79	0	0	79
Drunkenness	224	11	1	236	49	1	0	50	50	0	0	50
Family Offenses (Non-Violent)	72	1	0	73	6	0	0	6	4	0	0	4
Liquor Law Violations	13	1	0	14	6	0	0	6	1	1	0	2
Peeping Tom	1	0	0	1	0	0	0	0	0	0	0	0
Runaway	0	4	1	5	0	1	0	1	0	0	0	0
Trespass of Real Property	40	5	0	45	26	0	1	27	8	0	0	8
All Other Offenses	3,428	56	3	3,487	720	4	2	726	432	0	1	433
TOTAL GROUP-B ARRESTS	4,299	107	5	4,411	935	9	3	947	601	8	1	610

TOTAL CRIMES	6,451	226	7	6,684	1,446	37	8	1,491	1,037	39	1	1,077
---------------------	--------------	------------	----------	--------------	--------------	-----------	----------	--------------	--------------	-----------	----------	--------------

2014 TOTAL ARRESTS BY COUNTY - ADULT AND JUVENILE

GROUP-A	GARRARD				GRANT				GRAVES			
	ADULT	JUV	UNK	TOTAL	ADULT	JUV	UNK	TOTAL	ADULT	JUV	UNK	TOTAL
Arson	0	0	0	0	1	0	0	1	1	0	0	1
Assault Offenses	107	8	0	115	106	12	2	120	392	53	22	467
Bribery	0	0	0	0	0	0	0	0	0	0	0	0
Burglary/Breaking and Entering	30	0	0	30	16	0	0	16	57	0	0	57
Counterfeiting/Forgery	9	0	0	9	23	0	0	23	32	0	0	32
Destruction/Damage/Vandalism of Property	13	3	0	16	9	5	0	14	55	14	6	75
Drug/Narcotic Offenses	111	7	0	118	668	23	0	691	1,093	13	1	1,107
Embezzlement	0	0	0	0	0	0	0	0	0	0	0	0
Extortion/Blackmail	0	0	0	0	0	0	0	0	0	0	0	0
Fraud Offenses	20	0	0	20	12	0	0	12	48	0	0	48
Gambling Offenses	0	0	0	0	0	0	0	0	0	0	0	0
Homicide Offenses	1	0	0	1	4	0	0	4	3	0	0	3
Kidnapping/Abduction	0	1	0	1	3	0	0	3	5	0	0	5
Larceny/Theft Offenses	154	1	2	157	143	14	0	157	368	13	2	383
Motor Vehicle Theft	9	0	0	9	5	1	0	6	7	2	0	9
Pornography/Obscene Material	0	0	0	0	0	1	0	1	1	0	0	1
Prostitution Offenses	0	0	0	0	0	0	0	0	0	0	0	0
Robbery	5	0	0	5	1	0	0	1	9	0	0	9
Sex Offenses (Forcible)	7	2	0	9	1	1	0	2	3	1	0	4
Sex Offenses (Non-Forcible)	0	0	0	0	0	0	0	0	0	0	0	0
Stolen Property Offenses (Receiving, etc.)	8	0	0	8	12	1	0	13	51	5	0	56
Weapon Law Violations	5	0	0	5	16	0	0	16	67	1	0	68
TOTAL GROUP-A ARRESTS	479	22	2	503	1,020	58	2	1,080	2,192	102	31	2,325

GROUP-B												
Bad Checks	0	0	0	0	0	0	0	0	0	0	0	0
Curfew/Loitering/Vagrancy	1	0	0	1	0	0	0	0	1	0	0	1
Disorderly Conduct	12	3	0	15	29	5	0	34	106	0	0	106
Driving Under the Influence	69	0	0	69	168	0	0	168	319	5	0	324
Drunkenness	33	0	0	33	87	8	0	95	257	2	0	259
Family Offenses (Non-Violent)	8	0	0	8	45	0	0	45	66	0	0	66
Liquor Law Violations	3	0	0	3	8	3	0	11	8	6	0	14
Peeping Tom	0	0	0	0	0	0	0	0	1	0	0	1
Runaway	0	0	0	0	0	0	0	0	0	0	0	0
Trespass of Real Property	17	0	0	17	6	0	0	6	41	2	0	43
All Other Offenses	422	2	0	424	936	17	1	954	1,189	13	2	1,204
TOTAL GROUP-B ARRESTS	565	5	0	570	1,279	33	1	1,313	1,988	28	2	2,018

TOTAL CRIMES	1,044	27	2	1,073	2,299	91	3	2,393	4,180	130	33	4,343
---------------------	--------------	-----------	----------	--------------	--------------	-----------	----------	--------------	--------------	------------	-----------	--------------

2014 TOTAL ARRESTS BY COUNTY - ADULT AND JUVENILE

GROUP-A	GRAYSON				GREEN				GREENUP			
	ADULT	JUV	UNK	TOTAL	ADULT	JUV	UNK	TOTAL	ADULT	JUV	UNK	TOTAL
Arson	3	0	0	3	1	0	0	1	0	0	0	0
Assault Offenses	142	9	0	151	54	6	0	60	58	3	0	61
Bribery	1	0	0	1	0	0	0	0	0	0	0	0
Burglary/Breaking and Entering	19	0	0	19	9	0	0	9	6	0	0	6
Counterfeiting/Forgery	6	0	0	6	2	0	0	2	0	0	0	0
Destruction/Damage/Vandalism of Property	32	1	0	33	5	0	1	6	8	0	0	8
Drug/Narcotic Offenses	256	17	0	273	74	2	0	76	129	1	0	130
Embezzlement	0	0	0	0	0	0	0	0	0	0	0	0
Extortion/Blackmail	0	0	0	0	0	0	0	0	0	0	0	0
Fraud Offenses	13	0	0	13	5	0	0	5	1	0	0	1
Gambling Offenses	0	0	0	0	0	0	0	0	0	0	0	0
Homicide Offenses	0	0	0	0	1	0	0	1	0	0	0	0
Kidnapping/Abduction	1	0	0	1	0	0	0	0	0	0	0	0
Larceny/Theft Offenses	317	2	1	320	62	1	0	63	34	0	0	34
Motor Vehicle Theft	7	0	0	7	1	1	0	2	6	0	0	6
Pornography/Obscene Material	8	0	0	8	95	0	0	95	0	0	0	0
Prostitution Offenses	0	0	0	0	0	0	0	0	0	0	0	0
Robbery	0	0	0	0	1	0	0	1	0	0	0	0
Sex Offenses (Forcible)	16	0	0	16	19	0	0	19	6	0	0	6
Sex Offenses (Non-Forcible)	0	0	0	0	27	0	0	27	8	0	0	8
Stolen Property Offenses (Receiving, etc.)	12	2	0	14	4	0	0	4	6	0	0	6
Weapon Law Violations	13	1	0	14	9	0	0	9	3	0	0	3
TOTAL GROUP-A ARRESTS	846	32	1	879	369	10	1	380	265	4	0	269

GROUP-B												
Bad Checks	0	0	0	0	0	0	0	0	0	0	0	0
Curfew/Loitering/Vagrancy	1	0	0	1	0	0	0	0	0	0	0	0
Disorderly Conduct	36	2	1	39	4	0	0	4	11	0	0	11
Driving Under the Influence	133	0	0	133	39	0	0	39	135	0	0	135
Drunkenness	101	7	0	108	22	0	0	22	41	0	1	42
Family Offenses (Non-Violent)	34	0	0	34	5	0	0	5	5	0	0	5
Liquor Law Violations	1	1	0	2	1	1	0	2	0	0	0	0
Peeping Tom	0	0	0	0	0	0	0	0	0	0	0	0
Runaway	0	0	0	0	0	0	0	0	0	0	0	0
Trespass of Real Property	21	0	0	21	6	1	0	7	21	0	0	21
All Other Offenses	512	7	4	523	262	8	1	271	617	1	1	619
TOTAL GROUP-B ARRESTS	839	17	5	861	339	10	1	350	830	1	2	833

TOTAL CRIMES	1,685	49	6	1,740	708	20	2	730	1,095	5	2	1,102
---------------------	--------------	-----------	----------	--------------	------------	-----------	----------	------------	--------------	----------	----------	--------------

2014 TOTAL ARRESTS BY COUNTY - ADULT AND JUVENILE

GROUP-A	HANCOCK				HARDIN				HARLAN			
	ADULT	JUV	UNK	TOTAL	ADULT	JUV	UNK	TOTAL	ADULT	JUV	UNK	TOTAL
Arson	0	0	0	0	3	2	0	5	0	0	0	0
Assault Offenses	9	3	0	12	739	73	2	814	218	13	1	232
Bribery	0	0	0	0	2	0	0	2	0	0	0	0
Burglary/Breaking and Entering	0	0	0	0	99	21	0	120	26	8	0	34
Counterfeiting/Forgery	0	0	0	0	241	0	0	241	8	0	0	8
Destruction/Damage/Vandalism of Property	4	1	0	5	83	28	0	111	30	3	0	33
Drug/Narcotic Offenses	93	0	0	93	1,762	35	0	1,797	398	17	0	415
Embezzlement	0	0	0	0	0	0	0	0	0	0	0	0
Extortion/Blackmail	0	0	0	0	0	0	0	0	0	0	0	0
Fraud Offenses	1	0	0	1	97	3	0	100	8	0	0	8
Gambling Offenses	0	0	0	0	0	0	0	0	0	0	0	0
Homicide Offenses	0	0	0	0	6	0	0	6	3	0	0	3
Kidnapping/Abduction	0	0	0	0	17	0	0	17	13	0	0	13
Larceny/Theft Offenses	15	0	0	15	1,277	75	1	1,353	312	3	1	316
Motor Vehicle Theft	0	0	0	0	19	5	0	24	2	0	0	2
Pornography/Obscene Material	0	0	0	0	64	2	0	66	188	0	0	188
Prostitution Offenses	0	0	0	0	2	0	0	2	0	0	0	0
Robbery	0	0	0	0	12	10	0	22	11	0	1	12
Sex Offenses (Forcible)	13	0	0	13	21	30	0	51	20	10	0	30
Sex Offenses (Non-Forcible)	13	0	0	13	7	2	0	9	4	0	0	4
Stolen Property Offenses (Receiving, etc.)	0	0	0	0	96	6	0	102	32	2	0	34
Weapon Law Violations	2	0	0	2	104	6	0	110	14	4	0	18
TOTAL GROUP-A ARRESTS	150	4	0	154	4,651	298	3	4,952	1,287	60	3	1,350

GROUP-B												
Bad Checks	0	0	0	0	0	0	0	0	0	0	0	0
Curfew/Loitering/Vagrancy	0	0	0	0	0	0	0	0	0	0	0	0
Disorderly Conduct	3	0	0	3	111	23	0	134	57	19	0	76
Driving Under the Influence	10	0	0	10	703	1	0	704	253	1	0	254
Drunkenness	4	0	0	4	301	9	1	311	154	8	0	162
Family Offenses (Non-Violent)	2	0	0	2	90	1	0	91	13	0	0	13
Liquor Law Violations	7	2	0	9	7	11	0	18	6	1	0	7
Peeping Tom	0	0	0	0	1	0	0	1	0	0	0	0
Runaway	0	0	0	0	2	3	0	5	0	0	0	0
Trespass of Real Property	3	1	0	4	108	11	0	119	55	2	0	57
All Other Offenses	112	2	0	114	3,730	99	9	3,838	2,710	13	1	2,724
TOTAL GROUP-B ARRESTS	141	5	0	146	5,053	158	10	5,221	3,248	44	1	3,293

TOTAL CRIMES	291	9	0	300	9,704	456	13	10,173	4,535	104	4	4,643
---------------------	------------	----------	----------	------------	--------------	------------	-----------	---------------	--------------	------------	----------	--------------

2014 TOTAL ARRESTS BY COUNTY - ADULT AND JUVENILE

GROUP-A	HARRISON				HART				HENDERSON			
	ADULT	JUV	UNK	TOTAL	ADULT	JUV	UNK	TOTAL	ADULT	JUV	UNK	TOTAL
Arson	1	0	0	1	4	0	0	4	0	0	0	0
Assault Offenses	127	6	0	133	121	1	0	122	444	109	0	553
Bribery	1	0	0	1	0	0	0	0	3	0	0	3
Burglary/Breaking and Entering	8	0	0	8	21	0	0	21	92	9	0	101
Counterfeiting/Forgery	15	0	1	16	16	0	0	16	56	0	0	56
Destruction/Damage/Vandalism of Property	19	0	0	19	13	0	0	13	122	13	0	135
Drug/Narcotic Offenses	285	12	1	298	358	8	0	366	628	30	1	659
Embezzlement	0	0	0	0	0	0	0	0	0	0	0	0
Extortion/Blackmail	0	0	0	0	0	0	0	0	0	0	0	0
Fraud Offenses	12	0	0	12	28	0	0	28	23	0	0	23
Gambling Offenses	0	0	0	0	0	0	0	0	0	0	0	0
Homicide Offenses	0	0	0	0	3	0	0	3	5	0	0	5
Kidnapping/Abduction	0	0	0	0	4	0	0	4	6	0	0	6
Larceny/Theft Offenses	252	2	29	283	216	1	2	219	1,226	36	1	1,263
Motor Vehicle Theft	2	1	0	3	3	0	0	3	14	7	1	22
Pornography/Obscene Material	0	30	0	30	12	0	0	12	3	34	0	37
Prostitution Offenses	0	0	0	0	0	0	0	0	1	0	0	1
Robbery	6	0	0	6	2	0	0	2	16	0	0	16
Sex Offenses (Forcible)	4	0	0	4	67	3	0	70	12	4	0	16
Sex Offenses (Non-Forcible)	1	0	0	1	4	1	0	5	3	0	0	3
Stolen Property Offenses (Receiving, etc.)	73	0	0	73	25	0	0	25	42	9	0	51
Weapon Law Violations	15	0	0	15	8	1	0	9	28	3	0	31
TOTAL GROUP-A ARRESTS	821	51	31	903	905	15	2	922	2,724	254	3	2,981

GROUP-B												
Bad Checks	0	0	0	0	0	0	0	0	0	0	0	0
Curfew/Loitering/Vagrancy	0	0	0	0	0	0	0	0	0	0	0	0
Disorderly Conduct	39	2	0	41	26	0	0	26	148	18	0	166
Driving Under the Influence	93	1	0	94	59	1	0	60	364	3	1	368
Drunkenness	129	2	0	131	41	1	0	42	304	7	0	311
Family Offenses (Non-Violent)	9	0	0	9	23	0	0	23	97	0	0	97
Liquor Law Violations	17	1	0	18	5	3	0	8	20	18	0	38
Peeping Tom	0	0	0	0	12	0	0	12	0	0	0	0
Runaway	0	0	0	0	0	0	0	0	0	0	0	0
Trespass of Real Property	20	0	0	20	13	0	0	13	44	0	0	44
All Other Offenses	989	4	1	994	685	1	0	686	3,246	78	3	3,327
TOTAL GROUP-B ARRESTS	1,296	10	1	1,307	864	6	0	870	4,223	124	4	4,351

TOTAL CRIMES	2,117	61	32	2,210	1,769	21	2	1,792	6,947	378	7	7,332
---------------------	--------------	-----------	-----------	--------------	--------------	-----------	----------	--------------	--------------	------------	----------	--------------

2014 TOTAL ARRESTS BY COUNTY - ADULT AND JUVENILE

GROUP-A	HENRY				HICKMAN				HOPKINS			
	ADULT	JUV	UNK	TOTAL	ADULT	JUV	UNK	TOTAL	ADULT	JUV	UNK	TOTAL
Arson	0	0	0	0	0	0	0	0	2	5	0	7
Assault Offenses	112	2	0	114	59	1	0	60	429	28	1	458
Bribery	0	0	0	0	0	0	0	0	0	0	0	0
Burglary/Breaking and Entering	13	2	0	15	4	3	0	7	44	8	0	52
Counterfeiting/Forgery	8	0	0	8	16	0	0	16	45	0	0	45
Destruction/Damage/Vandalism of Property	23	3	0	26	8	2	0	10	32	9	0	41
Drug/Narcotic Offenses	264	10	0	274	65	4	0	69	928	24	0	952
Embezzlement	0	0	0	0	0	0	0	0	0	0	0	0
Extortion/Blackmail	0	0	0	0	0	0	0	0	1	0	0	1
Fraud Offenses	13	0	0	13	1	0	0	1	123	0	0	123
Gambling Offenses	0	0	0	0	0	0	0	0	0	0	0	0
Homicide Offenses	0	0	0	0	0	0	0	0	4	0	0	4
Kidnapping/Abduction	1	0	0	1	1	0	0	1	17	0	0	17
Larceny/Theft Offenses	123	7	0	130	41	6	4	51	682	8	0	690
Motor Vehicle Theft	7	5	0	12	2	0	0	2	13	2	0	15
Pornography/Obscene Material	9	0	0	9	0	0	0	0	26	32	0	58
Prostitution Offenses	0	0	0	0	0	0	0	0	2	0	0	2
Robbery	3	0	0	3	3	0	0	3	1	0	0	1
Sex Offenses (Forcible)	14	1	0	15	1	0	0	1	18	1	0	19
Sex Offenses (Non-Forcible)	7	0	0	7	1	0	0	1	6	0	0	6
Stolen Property Offenses (Receiving, etc.)	7	1	0	8	6	1	0	7	168	5	0	173
Weapon Law Violations	11	0	0	11	2	0	0	2	70	1	0	71
TOTAL GROUP-A ARRESTS	615	31	0	646	210	17	4	231	2,611	123	1	2,735

GROUP-B												
Bad Checks	0	0	0	0	0	0	0	0	0	0	0	0
Curfew/Loitering/Vagrancy	0	0	0	0	0	0	0	0	0	0	0	0
Disorderly Conduct	13	0	0	13	4	0	0	4	162	3	0	165
Driving Under the Influence	163	1	0	164	29	0	0	29	328	1	0	329
Drunkenness	38	0	0	38	6	0	0	6	281	3	0	284
Family Offenses (Non-Violent)	36	0	0	36	6	0	0	6	47	0	0	47
Liquor Law Violations	11	0	0	11	2	1	0	3	8	0	0	8
Peeping Tom	0	0	0	0	0	0	0	0	0	0	0	0
Runaway	0	1	0	1	0	0	0	0	0	1	0	1
Trespass of Real Property	12	0	0	12	3	0	0	3	79	2	0	81
All Other Offenses	468	4	0	472	121	0	0	121	2,517	23	1	2,541
TOTAL GROUP-B ARRESTS	741	6	0	747	171	1	0	172	3,422	33	1	3,456

TOTAL CRIMES	1,356	37	0	1,393	381	18	4	403	6,033	156	2	6,191
---------------------	--------------	-----------	----------	--------------	------------	-----------	----------	------------	--------------	------------	----------	--------------

2014 TOTAL ARRESTS BY COUNTY - ADULT AND JUVENILE

GROUP-A	JACKSON				JEFFERSON				JESSAMINE			
	ADULT	JUV	UNK	TOTAL	ADULT	JUV	UNK	TOTAL	ADULT	JUV	UNK	TOTAL
Arson	0	0	0	0	8	0	0	8	4	1	0	5
Assault Offenses	12	1	0	13	1,370	98	1	1,469	269	31	2	302
Bribery	0	0	0	0	8	0	0	8	1	0	0	1
Burglary/Breaking and Entering	1	0	0	1	311	37	1	349	44	4	0	48
Counterfeiting/Forgery	0	0	0	0	184	2	0	186	130	0	0	130
Destruction/Damage/Vandalism of Property	2	0	0	2	283	13	2	298	11	3	0	14
Drug/Narcotic Offenses	26	0	0	26	1,859	30	5	1,894	472	9	0	481
Embezzlement	0	0	0	0	0	0	0	0	0	0	0	0
Extortion/Blackmail	0	0	0	0	0	0	0	0	0	0	0	0
Fraud Offenses	2	0	0	2	479	2	0	481	43	0	1	44
Gambling Offenses	0	0	0	0	0	0	0	0	0	0	0	0
Homicide Offenses	0	0	0	0	39	0	0	39	3	0	0	3
Kidnapping/Abduction	1	0	0	1	36	0	0	36	6	0	0	6
Larceny/Theft Offenses	7	0	0	7	1,073	89	0	1,162	328	17	0	345
Motor Vehicle Theft	1	0	0	1	45	7	0	52	14	3	1	18
Pornography/Obscene Material	0	0	0	0	17	0	0	17	22	2	0	24
Prostitution Offenses	0	0	0	0	18	0	0	18	0	0	0	0
Robbery	2	0	0	2	133	14	0	147	15	4	0	19
Sex Offenses (Forcible)	0	4	0	4	64	0	0	64	6	2	0	8
Sex Offenses (Non-Forcible)	0	0	0	0	12	0	0	12	0	0	0	0
Stolen Property Offenses (Receiving, etc.)	1	0	0	1	287	15	1	303	71	4	0	75
Weapon Law Violations	1	0	0	1	176	12	0	188	18	1	0	19
TOTAL GROUP-A ARRESTS	56	5	0	61	6,402	319	10	6,731	1,457	81	4	1,542

GROUP-B												
Bad Checks	0	0	0	0	0	0	0	0	0	0	0	0
Curfew/Loitering/Vagrancy	0	0	0	0	6	0	0	6	0	0	0	0
Disorderly Conduct	6	0	0	6	203	40	0	243	42	19	0	61
Driving Under the Influence	19	0	0	19	477	2	2	481	229	0	0	229
Drunkenness	19	0	0	19	251	6	0	257	199	11	0	210
Family Offenses (Non-Violent)	3	0	0	3	447	1	2	450	74	0	0	74
Liquor Law Violations	0	0	0	0	44	1	0	45	6	0	0	6
Peeping Tom	0	0	0	0	3	0	0	3	0	0	0	0
Runaway	0	0	0	0	0	0	0	0	0	2	0	2
Trespass of Real Property	1	0	0	1	184	23	0	207	25	0	0	25
All Other Offenses	418	0	0	418	5,367	95	16	5,478	1,930	36	7	1,973
TOTAL GROUP-B ARRESTS	466	0	0	466	6,982	168	20	7,170	2,505	68	7	2,580

TOTAL CRIMES	522	5	0	527	13,384	487	30	13,901	3,962	149	11	4,122
---------------------	------------	----------	----------	------------	---------------	------------	-----------	---------------	--------------	------------	-----------	--------------

2014 TOTAL ARRESTS BY COUNTY - ADULT AND JUVENILE

GROUP-A	JOHNSON				KENTON				KNOTT			
	ADULT	JUV	UNK	TOTAL	ADULT	JUV	UNK	TOTAL	ADULT	JUV	UNK	TOTAL
Arson	4	0	0	4	6	5	0	11	0	0	0	0
Assault Offenses	156	4	1	161	652	28	2	682	171	4	6	181
Bribery	0	0	0	0	3	0	0	3	0	0	0	0
Burglary/Breaking and Entering	28	0	0	28	148	20	1	169	11	0	0	11
Counterfeiting/Forgery	3	0	0	3	71	0	0	71	3	0	0	3
Destruction/Damage/Vandalism of Property	18	0	0	18	70	40	1	111	22	0	0	22
Drug/Narcotic Offenses	496	0	0	496	2,662	56	1	2,719	310	2	0	312
Embezzlement	0	0	0	0	0	0	0	0	0	0	0	0
Extortion/Blackmail	0	0	0	0	0	0	0	0	0	0	0	0
Fraud Offenses	5	0	0	5	105	0	2	107	10	0	0	10
Gambling Offenses	0	0	0	0	0	0	0	0	0	0	0	0
Homicide Offenses	0	0	0	0	6	1	0	7	1	0	0	1
Kidnapping/Abduction	1	0	1	2	11	0	0	11	2	0	0	2
Larceny/Theft Offenses	129	4	0	133	864	30	19	913	39	0	0	39
Motor Vehicle Theft	4	0	0	4	17	0	0	17	5	0	0	5
Pornography/Obscene Material	12	0	0	12	15	0	0	15	0	0	0	0
Prostitution Offenses	0	0	0	0	253	0	0	253	0	0	0	0
Robbery	4	0	0	4	41	10	0	51	5	0	0	5
Sex Offenses (Forcible)	8	0	0	8	50	1	0	51	27	0	0	27
Sex Offenses (Non-Forcible)	7	0	0	7	10	0	0	10	0	0	0	0
Stolen Property Offenses (Receiving, etc.)	8	0	0	8	159	10	0	169	6	0	0	6
Weapon Law Violations	11	1	0	12	87	9	1	97	8	0	0	8
TOTAL GROUP-A ARRESTS	894	9	2	905	5,230	210	27	5,467	620	6	6	632

GROUP-B												
Bad Checks	0	0	0	0	0	0	0	0	0	0	0	0
Curfew/Loitering/Vagrancy	0	0	0	0	5	0	0	5	0	0	0	0
Disorderly Conduct	73	0	0	73	558	26	0	584	27	0	0	27
Driving Under the Influence	210	0	0	210	689	0	0	689	143	0	0	143
Drunkenness	205	2	0	207	1,399	8	2	1,409	72	0	0	72
Family Offenses (Non-Violent)	36	0	0	36	132	0	1	133	7	0	0	7
Liquor Law Violations	5	0	0	5	16	2	0	18	0	0	0	0
Peeping Tom	0	0	0	0	1	0	0	1	0	0	0	0
Runaway	0	0	0	0	2	6	0	8	0	0	0	0
Trespass of Real Property	26	0	0	26	253	29	0	282	17	0	0	17
All Other Offenses	1,104	1	0	1,105	6,141	81	56	6,278	1,256	0	7	1,263
TOTAL GROUP-B ARRESTS	1,659	3	0	1,662	9,196	152	59	9,407	1,522	0	7	1,529

TOTAL CRIMES	2,553	12	2	2,567	14,426	362	86	14,874	2,142	6	13	2,161
---------------------	--------------	-----------	----------	--------------	---------------	------------	-----------	---------------	--------------	----------	-----------	--------------

2014 TOTAL ARRESTS BY COUNTY - ADULT AND JUVENILE

GROUP-A	KNOX				LARUE				LAUREL			
	ADULT	JUV	UNK	TOTAL	ADULT	JUV	UNK	TOTAL	ADULT	JUV	UNK	TOTAL
Arson	5	0	0	5	0	0	0	0	4	16	0	20
Assault Offenses	191	9	0	200	92	20	0	112	405	37	0	442
Bribery	0	0	0	0	0	0	0	0	1	0	0	1
Burglary/Breaking and Entering	8	0	0	8	21	0	0	21	26	4	0	30
Counterfeiting/Forgery	5	0	0	5	4	0	0	4	51	0	0	51
Destruction/Damage/Vandalism of Property	21	3	0	24	26	6	0	32	63	23	0	86
Drug/Narcotic Offenses	722	5	2	729	276	4	2	282	1,416	35	0	1,451
Embezzlement	0	0	0	0	0	0	0	0	0	0	0	0
Extortion/Blackmail	0	0	0	0	0	0	0	0	0	0	0	0
Fraud Offenses	14	1	0	15	22	0	0	22	34	0	1	35
Gambling Offenses	0	0	0	0	0	0	0	0	0	0	0	0
Homicide Offenses	4	0	0	4	3	0	0	3	6	0	0	6
Kidnapping/Abduction	5	0	0	5	6	0	0	6	4	0	0	4
Larceny/Theft Offenses	173	5	0	178	79	1	1	81	511	13	0	524
Motor Vehicle Theft	2	0	0	2	3	0	0	3	9	1	0	10
Pornography/Obscene Material	0	1	0	1	3	13	0	16	3	0	0	3
Prostitution Offenses	0	0	0	0	0	0	0	0	4	0	0	4
Robbery	4	0	0	4	0	0	0	0	5	0	0	5
Sex Offenses (Forcible)	8	0	0	8	0	1	0	1	32	2	0	34
Sex Offenses (Non-Forcible)	1	0	0	1	1	0	0	1	9	0	0	9
Stolen Property Offenses (Receiving, etc.)	28	0	0	28	10	0	0	10	43	5	0	48
Weapon Law Violations	6	0	0	6	7	15	0	22	56	3	0	59
TOTAL GROUP-A ARRESTS	1,197	24	2	1,223	553	60	3	616	2,682	139	1	2,822

GROUP-B												
Bad Checks	0	0	0	0	0	0	0	0	0	0	0	0
Curfew/Loitering/Vagrancy	0	0	0	0	0	0	0	0	0	0	0	0
Disorderly Conduct	24	0	0	24	11	0	0	11	142	16	0	158
Driving Under the Influence	316	1	0	317	54	0	0	54	808	4	1	813
Drunkenness	190	2	1	193	24	3	0	27	585	7	0	592
Family Offenses (Non-Violent)	12	0	0	12	15	0	0	15	35	0	0	35
Liquor Law Violations	9	0	0	9	0	0	0	0	6	2	0	8
Peeping Tom	0	0	0	0	0	0	0	0	1	0	0	1
Runaway	0	0	0	0	0	1	0	1	0	0	0	0
Trespass of Real Property	18	0	0	18	15	0	1	16	54	6	0	60
All Other Offenses	2,219	7	1	2,227	285	6	1	292	4,146	25	1	4,172
TOTAL GROUP-B ARRESTS	2,788	10	2	2,800	404	10	2	416	5,777	60	2	5,839

TOTAL CRIMES	3,985	34	4	4,023	957	70	5	1,032	8,459	199	3	8,661
---------------------	--------------	-----------	----------	--------------	------------	-----------	----------	--------------	--------------	------------	----------	--------------

2014 TOTAL ARRESTS BY COUNTY - ADULT AND JUVENILE

GROUP-A	LAWRENCE				LEE				LESLIE			
	ADULT	JUV	UNK	TOTAL	ADULT	JUV	UNK	TOTAL	ADULT	JUV	UNK	TOTAL
Arson	0	0	0	0	0	0	0	0	0	0	0	0
Assault Offenses	40	0	0	40	55	1	0	56	9	1	0	10
Bribery	1	0	0	1	0	0	0	0	0	0	0	0
Burglary/Breaking and Entering	4	0	0	4	3	0	0	3	0	0	0	0
Counterfeiting/Forgery	11	0	0	11	10	0	0	10	0	0	0	0
Destruction/Damage/Vandalism of Property	3	0	0	3	11	0	0	11	0	0	0	0
Drug/Narcotic Offenses	71	2	0	73	53	0	0	53	29	0	0	29
Embezzlement	0	0	0	0	0	0	0	0	0	0	0	0
Extortion/Blackmail	0	0	0	0	0	0	0	0	0	0	0	0
Fraud Offenses	3	0	0	3	8	0	1	9	0	0	0	0
Gambling Offenses	0	0	0	0	0	0	0	0	0	0	0	0
Homicide Offenses	0	0	0	0	1	0	0	1	0	0	0	0
Kidnapping/Abduction	2	0	0	2	0	0	0	0	0	0	0	0
Larceny/Theft Offenses	51	3	1	55	29	0	0	29	6	0	0	6
Motor Vehicle Theft	2	0	0	2	1	0	0	1	0	0	0	0
Pornography/Obscene Material	8	1	0	9	4	0	0	4	0	0	0	0
Prostitution Offenses	0	0	0	0	0	0	0	0	0	0	0	0
Robbery	1	0	0	1	2	0	0	2	1	0	0	1
Sex Offenses (Forcible)	1	0	0	1	0	0	0	0	0	1	0	1
Sex Offenses (Non-Forcible)	0	0	0	0	0	0	0	0	0	0	0	0
Stolen Property Offenses (Receiving, etc.)	4	0	0	4	7	0	0	7	0	0	0	0
Weapon Law Violations	4	0	0	4	1	0	0	1	0	0	0	0
TOTAL GROUP-A ARRESTS	206	6	1	213	185	1	1	187	45	2	0	47

GROUP-B												
Bad Checks	0	0	0	0	0	0	0	0	0	0	0	0
Curfew/Loitering/Vagrancy	0	0	0	0	0	0	0	0	0	0	0	0
Disorderly Conduct	7	1	0	8	9	0	0	9	1	0	0	1
Driving Under the Influence	51	0	0	51	22	0	0	22	24	0	0	24
Drunkenness	23	1	0	24	51	0	0	51	8	0	0	8
Family Offenses (Non-Violent)	4	0	0	4	2	0	0	2	0	0	0	0
Liquor Law Violations	0	0	0	0	0	0	0	0	0	0	0	0
Peeping Tom	0	0	0	0	0	0	0	0	0	0	0	0
Runaway	0	0	0	0	0	0	0	0	0	0	0	0
Trespass of Real Property	8	0	0	8	8	0	0	8	1	0	0	1
All Other Offenses	337	2	0	339	417	7	1	425	213	0	0	213
TOTAL GROUP-B ARRESTS	430	4	0	434	509	7	1	517	247	0	0	247

TOTAL CRIMES	636	10	1	647	694	8	2	704	292	2	0	294
---------------------	------------	-----------	----------	------------	------------	----------	----------	------------	------------	----------	----------	------------

2014 TOTAL ARRESTS BY COUNTY - ADULT AND JUVENILE

GROUP-A	LETCHER				LEWIS				LINCOLN			
	ADULT	JUV	UNK	TOTAL	ADULT	JUV	UNK	TOTAL	ADULT	JUV	UNK	TOTAL
Arson	2	0	0	2	0	0	0	0	2	5	0	7
Assault Offenses	143	10	1	154	27	1	0	28	185	5	1	191
Bribery	0	0	0	0	0	0	0	0	2	0	0	2
Burglary/Breaking and Entering	52	0	0	52	6	0	0	6	29	4	0	33
Counterfeiting/Forgery	1	0	0	1	1	0	0	1	11	2	0	13
Destruction/Damage/Vandalism of Property	47	2	0	49	3	0	0	3	30	0	0	30
Drug/Narcotic Offenses	187	1	0	188	45	0	0	45	238	2	0	240
Embezzlement	0	0	0	0	0	0	0	0	0	0	0	0
Extortion/Blackmail	0	0	0	0	0	0	0	0	0	0	0	0
Fraud Offenses	9	0	0	9	1	0	0	1	19	1	1	21
Gambling Offenses	0	0	0	0	0	0	0	0	0	0	0	0
Homicide Offenses	10	1	0	11	4	0	0	4	0	2	0	2
Kidnapping/Abduction	0	0	0	0	0	0	0	0	0	0	0	0
Larceny/Theft Offenses	80	0	0	80	25	0	0	25	252	5	6	263
Motor Vehicle Theft	6	0	0	6	2	0	0	2	4	0	0	4
Pornography/Obscene Material	0	0	0	0	19	0	0	19	0	0	0	0
Prostitution Offenses	0	0	0	0	0	0	0	0	0	0	0	0
Robbery	0	0	0	0	0	0	0	0	3	0	0	3
Sex Offenses (Forcible)	11	0	0	11	0	0	0	0	3	0	0	3
Sex Offenses (Non-Forcible)	0	0	0	0	1	0	0	1	1	0	0	1
Stolen Property Offenses (Receiving, etc.)	12	0	0	12	8	0	0	8	40	0	0	40
Weapon Law Violations	12	0	0	12	5	0	0	5	11	0	0	11
TOTAL GROUP-A ARRESTS	572	14	1	587	147	1	0	148	830	26	8	864

GROUP-B												
Bad Checks	0	0	0	0	0	0	0	0	0	0	0	0
Curfew/Loitering/Vagrancy	0	0	0	0	0	0	0	0	0	0	0	0
Disorderly Conduct	15	2	0	17	10	0	0	10	38	2	0	40
Driving Under the Influence	100	0	0	100	30	0	0	30	108	2	0	110
Drunkenness	94	0	0	94	42	0	0	42	156	3	0	159
Family Offenses (Non-Violent)	10	0	0	10	9	0	0	9	17	0	0	17
Liquor Law Violations	0	0	0	0	2	0	0	2	2	0	0	2
Peeping Tom	0	0	0	0	0	0	0	0	0	0	0	0
Runaway	0	0	0	0	0	0	0	0	0	0	0	0
Trespass of Real Property	30	0	0	30	3	0	0	3	65	1	0	66
All Other Offenses	1,278	11	5	1,294	173	1	0	174	1,426	7	3	1,436
TOTAL GROUP-B ARRESTS	1,527	13	5	1,545	269	1	0	270	1,812	15	3	1,830

TOTAL CRIMES	2,099	27	6	2,132	416	2	0	418	2,642	41	11	2,694
---------------------	--------------	-----------	----------	--------------	------------	----------	----------	------------	--------------	-----------	-----------	--------------

2014 TOTAL ARRESTS BY COUNTY - ADULT AND JUVENILE

GROUP-A	LIVINGSTON				LOGAN				LYON			
	ADULT	JUV	UNK	TOTAL	ADULT	JUV	UNK	TOTAL	ADULT	JUV	UNK	TOTAL
Arson	0	0	0	0	1	1	0	2	1	0	0	1
Assault Offenses	69	3	2	74	271	22	0	293	54	2	0	56
Bribery	0	0	0	0	0	0	0	0	0	0	0	0
Burglary/Breaking and Entering	4	0	0	4	110	2	0	112	9	0	0	9
Counterfeiting/Forgery	1	0	0	1	12	0	0	12	0	0	0	0
Destruction/Damage/Vandalism of Property	10	1	0	11	53	1	1	55	10	0	0	10
Drug/Narcotic Offenses	90	3	0	93	758	42	0	800	371	3	0	374
Embezzlement	0	0	0	0	0	0	0	0	0	0	0	0
Extortion/Blackmail	0	0	0	0	0	0	0	0	0	0	0	0
Fraud Offenses	6	0	0	6	21	0	0	21	0	0	0	0
Gambling Offenses	0	0	0	0	0	0	0	0	0	0	0	0
Homicide Offenses	0	0	0	0	0	0	0	0	2	0	0	2
Kidnapping/Abduction	0	0	0	0	10	0	0	10	0	0	0	0
Larceny/Theft Offenses	76	0	0	76	304	3	6	313	22	2	0	24
Motor Vehicle Theft	1	1	0	2	2	0	0	2	6	0	0	6
Pornography/Obscene Material	0	0	0	0	6	0	0	6	7	8	1	16
Prostitution Offenses	0	0	0	0	0	0	0	0	0	0	0	0
Robbery	0	0	0	0	3	0	0	3	0	0	0	0
Sex Offenses (Forcible)	0	0	0	0	21	2	0	23	27	1	0	28
Sex Offenses (Non-Forcible)	0	0	0	0	12	0	0	12	24	0	0	24
Stolen Property Offenses (Receiving, etc.)	4	0	0	4	26	0	0	26	9	0	0	9
Weapon Law Violations	10	0	0	10	12	2	0	14	12	0	0	12
TOTAL GROUP-A ARRESTS	271	8	2	281	1,622	75	7	1,704	554	16	1	571

GROUP-B												
Bad Checks	0	0	0	0	0	0	0	0	0	0	0	0
Curfew/Loitering/Vagrancy	0	0	0	0	2	0	0	2	0	0	0	0
Disorderly Conduct	2	1	0	3	38	17	0	55	7	0	0	7
Driving Under the Influence	32	0	0	32	192	1	0	193	92	0	0	92
Drunkenness	12	0	0	12	132	2	1	135	17	1	0	18
Family Offenses (Non-Violent)	10	0	0	10	20	0	0	20	4	0	0	4
Liquor Law Violations	0	0	0	0	6	1	0	7	12	4	0	16
Peeping Tom	0	0	0	0	1	0	0	1	0	0	0	0
Runaway	0	0	0	0	0	0	0	0	0	0	0	0
Trespass of Real Property	4	0	0	4	31	0	3	34	3	0	0	3
All Other Offenses	176	2	6	184	1,125	14	0	1,139	622	4	4	630
TOTAL GROUP-B ARRESTS	236	3	6	245	1,547	35	4	1,586	757	9	4	770

TOTAL CRIMES	507	11	8	526	3,169	110	11	3,290	1,311	25	5	1,341
---------------------	------------	-----------	----------	------------	--------------	------------	-----------	--------------	--------------	-----------	----------	--------------

2014 TOTAL ARRESTS BY COUNTY - ADULT AND JUVENILE

GROUP-A	MADISON				MAGOFFIN				MARION			
	ADULT	JUV	UNK	TOTAL	ADULT	JUV	UNK	TOTAL	ADULT	JUV	UNK	TOTAL
Arson	1	2	0	3	0	0	0	0	2	0	0	2
Assault Offenses	742	43	0	785	78	1	0	79	159	13	3	175
Bribery	3	0	0	3	0	0	0	0	1	0	0	1
Burglary/Breaking and Entering	100	7	0	107	2	0	0	2	22	0	0	22
Counterfeiting/Forgery	241	1	0	242	1	0	0	1	31	0	0	31
Destruction/Damage/Vandalism of Property	122	36	0	158	4	0	0	4	25	8	0	33
Drug/Narcotic Offenses	1,840	28	0	1,868	151	0	0	151	391	9	3	403
Embezzlement	0	0	0	0	0	0	0	0	0	0	0	0
Extortion/Blackmail	0	0	0	0	0	0	0	0	0	0	0	0
Fraud Offenses	105	0	0	105	1	0	0	1	15	0	0	15
Gambling Offenses	7	0	0	7	1	0	0	1	1	0	0	1
Homicide Offenses	5	0	0	5	1	0	0	1	0	0	0	0
Kidnapping/Abduction	12	0	0	12	2	0	0	2	1	0	0	1
Larceny/Theft Offenses	972	21	1	994	8	1	0	9	163	6	1	170
Motor Vehicle Theft	22	4	1	27	1	0	0	1	5	0	0	5
Pornography/Obscene Material	30	0	0	30	0	0	0	0	0	0	0	0
Prostitution Offenses	2	0	0	2	0	0	0	0	0	0	0	0
Robbery	48	0	0	48	0	0	0	0	6	3	0	9
Sex Offenses (Forcible)	76	24	0	100	0	0	0	0	47	1	0	48
Sex Offenses (Non-Forcible)	69	0	0	69	0	0	0	0	10	0	0	10
Stolen Property Offenses (Receiving, etc.)	146	3	0	149	2	0	0	2	21	0	0	21
Weapon Law Violations	48	3	0	51	8	0	0	8	10	0	0	10
TOTAL GROUP-A ARRESTS	4,591	172	2	4,765	260	2	0	262	910	40	7	957

GROUP-B												
Bad Checks	0	0	0	0	0	0	0	0	0	0	0	0
Curfew/Loitering/Vagrancy	0	0	0	0	0	0	0	0	0	0	0	0
Disorderly Conduct	172	6	0	178	34	1	0	35	35	19	1	55
Driving Under the Influence	571	4	1	576	163	0	0	163	172	0	0	172
Drunkenness	813	10	0	823	102	1	0	103	171	4	2	177
Family Offenses (Non-Violent)	86	0	0	86	9	0	0	9	21	0	0	21
Liquor Law Violations	51	5	0	56	0	0	0	0	10	1	0	11
Peeping Tom	0	0	0	0	0	0	0	0	0	0	0	0
Runaway	0	6	0	6	0	0	0	0	0	0	0	0
Trespass of Real Property	148	12	1	161	16	0	0	16	34	0	0	34
All Other Offenses	3,909	40	3	3,952	413	0	1	414	941	3	4	948
TOTAL GROUP-B ARRESTS	5,750	83	5	5,838	737	2	1	740	1,384	27	7	1,418

TOTAL CRIMES	10,341	255	7	10,603	997	4	1	1,002	2,294	67	14	2,375
---------------------	---------------	------------	----------	---------------	------------	----------	----------	--------------	--------------	-----------	-----------	--------------

2014 TOTAL ARRESTS BY COUNTY - ADULT AND JUVENILE

GROUP-A	MARSHALL				MARTIN				MASON			
	ADULT	JUV	UNK	TOTAL	ADULT	JUV	UNK	TOTAL	ADULT	JUV	UNK	TOTAL
Arson	2	0	0	2	1	0	0	1	0	0	0	0
Assault Offenses	139	1	0	140	48	1	0	49	82	3	0	85
Bribery	1	0	0	1	0	0	0	0	0	0	0	0
Burglary/Breaking and Entering	53	24	0	77	13	0	0	13	25	2	0	27
Counterfeiting/Forgery	7	0	0	7	1	0	0	1	51	0	0	51
Destruction/Damage/Vandalism of Property	33	0	0	33	4	0	0	4	21	0	0	21
Drug/Narcotic Offenses	548	3	0	551	158	1	0	159	224	1	0	225
Embezzlement	0	0	0	0	0	0	0	0	0	0	0	0
Extortion/Blackmail	0	0	0	0	0	0	0	0	0	0	0	0
Fraud Offenses	18	0	0	18	3	0	0	3	18	0	0	18
Gambling Offenses	0	0	0	0	0	0	0	0	0	0	0	0
Homicide Offenses	1	0	0	1	12	0	0	12	2	0	0	2
Kidnapping/Abduction	1	0	0	1	0	0	0	0	2	0	0	2
Larceny/Theft Offenses	198	1	2	201	48	0	0	48	198	11	3	212
Motor Vehicle Theft	0	0	0	0	0	0	0	0	2	0	0	2
Pornography/Obscene Material	15	0	0	15	0	0	0	0	0	0	0	0
Prostitution Offenses	0	0	0	0	0	0	0	0	1	0	0	1
Robbery	1	0	0	1	13	0	0	13	3	0	0	3
Sex Offenses (Forcible)	8	0	0	8	0	0	0	0	37	3	0	40
Sex Offenses (Non-Forcible)	10	0	0	10	0	0	0	0	0	0	0	0
Stolen Property Offenses (Receiving, etc.)	27	0	0	27	11	0	0	11	28	1	0	29
Weapon Law Violations	13	0	0	13	5	0	0	5	4	0	0	4
TOTAL GROUP-A ARRESTS	1,075	29	2	1,106	317	2	0	319	698	21	3	722

GROUP-B												
Bad Checks	0	0	0	0	0	0	0	0	0	0	0	0
Curfew/Loitering/Vagrancy	0	0	0	0	0	0	0	0	0	0	0	0
Disorderly Conduct	19	0	0	19	17	1	0	18	34	2	0	36
Driving Under the Influence	131	3	0	134	91	0	0	91	160	0	0	160
Drunkenness	71	1	0	72	83	1	0	84	191	1	0	192
Family Offenses (Non-Violent)	36	0	0	36	4	0	0	4	29	0	0	29
Liquor Law Violations	9	0	0	9	0	0	0	0	0	0	0	0
Peeping Tom	0	0	0	0	0	0	0	0	0	0	0	0
Runaway	0	0	0	0	0	0	0	0	0	0	0	0
Trespass of Real Property	10	0	0	10	25	0	0	25	12	0	0	12
All Other Offenses	532	5	0	537	481	1	0	482	935	6	27	968
TOTAL GROUP-B ARRESTS	808	9	0	817	701	3	0	704	1,361	9	27	1,397

TOTAL CRIMES	1,883	38	2	1,923	1,018	5	0	1,023	2,059	30	30	2,119
---------------------	--------------	-----------	----------	--------------	--------------	----------	----------	--------------	--------------	-----------	-----------	--------------

2014 TOTAL ARRESTS BY COUNTY - ADULT AND JUVENILE

GROUP-A	MCCRACKEN				MCCREARY				MCLEAN			
	ADULT	JUV	UNK	TOTAL	ADULT	JUV	UNK	TOTAL	ADULT	JUV	UNK	TOTAL
Arson	1	0	0	1	1	0	0	1	0	0	0	0
Assault Offenses	415	47	0	462	244	8	0	252	52	3	0	55
Bribery	1	0	0	1	0	0	0	0	0	0	0	0
Burglary/Breaking and Entering	51	7	0	58	43	1	0	44	18	0	0	18
Counterfeiting/Forgery	153	0	0	153	37	0	0	37	9	0	0	9
Destruction/Damage/Vandalism of Property	117	8	0	125	46	0	0	46	10	0	0	10
Drug/Narcotic Offenses	1,440	63	1	1,504	382	5	0	387	189	1	0	190
Embezzlement	0	0	0	0	0	0	0	0	0	0	0	0
Extortion/Blackmail	0	0	0	0	0	0	0	0	0	0	0	0
Fraud Offenses	174	0	0	174	85	0	0	85	10	0	0	10
Gambling Offenses	0	0	0	0	0	0	0	0	0	0	0	0
Homicide Offenses	5	0	0	5	0	0	0	0	0	0	0	0
Kidnapping/Abduction	6	1	0	7	4	0	0	4	0	0	0	0
Larceny/Theft Offenses	1,021	112	0	1,133	142	4	0	146	217	0	0	217
Motor Vehicle Theft	12	7	0	19	8	0	0	8	2	0	0	2
Pornography/Obscene Material	2	0	0	2	0	0	0	0	0	3	0	3
Prostitution Offenses	7	0	0	7	0	0	0	0	0	0	0	0
Robbery	13	2	0	15	1	0	0	1	0	0	0	0
Sex Offenses (Forcible)	3	6	0	9	5	1	0	6	9	0	0	9
Sex Offenses (Non-Forcible)	1	0	0	1	0	0	0	0	1	0	0	1
Stolen Property Offenses (Receiving, etc.)	83	5	0	88	30	0	0	30	3	0	0	3
Weapon Law Violations	50	2	0	52	11	0	0	11	16	0	0	16
TOTAL GROUP-A ARRESTS	3,555	260	1	3,816	1,039	19	0	1,058	536	7	0	543

GROUP-B												
Bad Checks	0	0	0	0	0	0	0	0	0	0	0	0
Curfew/Loitering/Vagrancy	0	0	0	0	0	0	0	0	0	0	0	0
Disorderly Conduct	77	9	0	86	85	3	0	88	20	1	0	21
Driving Under the Influence	422	4	0	426	225	2	0	227	27	0	0	27
Drunkenness	370	5	0	375	150	1	0	151	22	1	0	23
Family Offenses (Non-Violent)	66	0	0	66	34	0	0	34	8	0	0	8
Liquor Law Violations	20	15	0	35	0	0	0	0	3	0	0	3
Peeping Tom	0	0	0	0	0	0	0	0	0	0	0	0
Runaway	0	9	0	9	0	0	0	0	0	0	0	0
Trespass of Real Property	78	4	0	82	34	0	0	34	14	0	1	15
All Other Offenses	2,837	83	1	2,921	1,044	5	0	1,049	174	7	0	181
TOTAL GROUP-B ARRESTS	3,870	129	1	4,000	1,572	11	0	1,583	268	9	1	278

TOTAL CRIMES	7,425	389	2	7,816	2,611	30	0	2,641	804	16	1	821
---------------------	--------------	------------	----------	--------------	--------------	-----------	----------	--------------	------------	-----------	----------	------------

2014 TOTAL ARRESTS BY COUNTY - ADULT AND JUVENILE

GROUP-A	MEADE				MENIFEE				MERCER			
	ADULT	JUV	UNK	TOTAL	ADULT	JUV	UNK	TOTAL	ADULT	JUV	UNK	TOTAL
Arson	0	0	0	0	0	0	0	0	0	0	0	0
Assault Offenses	243	13	0	256	28	1	0	29	88	13	2	103
Bribery	0	0	0	0	0	0	0	0	0	0	0	0
Burglary/Breaking and Entering	36	1	0	37	4	0	0	4	31	1	0	32
Counterfeiting/Forgery	41	0	0	41	0	0	0	0	21	0	0	21
Destruction/Damage/Vandalism of Property	50	3	0	53	4	1	0	5	27	3	0	30
Drug/Narcotic Offenses	464	21	0	485	50	1	0	51	282	25	0	307
Embezzlement	0	0	0	0	0	0	0	0	0	0	0	0
Extortion/Blackmail	0	0	0	0	0	0	0	0	0	0	0	0
Fraud Offenses	30	0	1	31	0	0	0	0	10	0	0	10
Gambling Offenses	0	0	0	0	0	0	0	0	0	0	0	0
Homicide Offenses	3	0	0	3	0	0	0	0	0	0	0	0
Kidnapping/Abduction	6	0	0	6	0	0	0	0	1	0	0	1
Larceny/Theft Offenses	367	9	0	376	8	0	0	8	188	17	0	205
Motor Vehicle Theft	3	0	0	3	0	0	0	0	4	1	0	5
Pornography/Obscene Material	4	0	0	4	0	0	0	0	1	0	0	1
Prostitution Offenses	0	0	0	0	0	0	0	0	0	0	0	0
Robbery	8	0	0	8	0	0	0	0	1	0	0	1
Sex Offenses (Forcible)	2	4	0	6	0	0	0	0	1	0	0	1
Sex Offenses (Non-Forcible)	0	0	0	0	0	0	0	0	2	0	0	2
Stolen Property Offenses (Receiving, etc.)	32	0	0	32	3	0	0	3	14	0	0	14
Weapon Law Violations	32	1	0	33	3	0	0	3	28	0	0	28
TOTAL GROUP-A ARRESTS	1,321	52	1	1,374	100	3	0	103	699	60	2	761

GROUP-B												
Bad Checks	0	0	0	0	0	0	0	0	0	0	0	0
Curfew/Loitering/Vagrancy	0	0	0	0	0	0	0	0	0	0	0	0
Disorderly Conduct	54	3	0	57	12	0	0	12	9	12	0	21
Driving Under the Influence	121	0	0	121	18	0	0	18	76	3	0	79
Drunkenness	70	2	0	72	12	0	0	12	25	3	0	28
Family Offenses (Non-Violent)	93	0	1	94	1	0	0	1	20	0	0	20
Liquor Law Violations	2	0	0	2	1	0	0	1	14	4	0	18
Peeping Tom	0	0	0	0	0	0	0	0	0	0	0	0
Runaway	0	0	0	0	0	0	0	0	0	1	0	1
Trespass of Real Property	37	1	0	38	5	0	0	5	32	0	0	32
All Other Offenses	591	7	0	598	152	1	0	153	527	10	2	539
TOTAL GROUP-B ARRESTS	968	13	1	982	201	1	0	202	703	33	2	738

TOTAL CRIMES	2,289	65	2	2,356	301	4	0	305	1,402	93	4	1,499
---------------------	--------------	-----------	----------	--------------	------------	----------	----------	------------	--------------	-----------	----------	--------------

2014 TOTAL ARRESTS BY COUNTY - ADULT AND JUVENILE

GROUP-A	METCALFE				MONROE				MONTGOMERY			
	ADULT	JUV	UNK	TOTAL	ADULT	JUV	UNK	TOTAL	ADULT	JUV	UNK	TOTAL
Arson	0	0	0	0	0	0	0	0	0	0	0	0
Assault Offenses	41	1	0	42	23	0	0	23	107	3	0	110
Bribery	0	0	0	0	0	0	0	0	0	0	0	0
Burglary/Breaking and Entering	9	0	0	9	5	0	0	5	49	0	0	49
Counterfeiting/Forgery	2	0	0	2	10	0	0	10	27	0	0	27
Destruction/Damage/Vandalism of Property	4	0	0	4	6	0	0	6	15	0	0	15
Drug/Narcotic Offenses	94	1	0	95	133	1	0	134	298	0	1	299
Embezzlement	0	0	0	0	0	0	0	0	0	0	0	0
Extortion/Blackmail	0	0	0	0	0	0	0	0	0	0	0	0
Fraud Offenses	0	0	0	0	4	0	0	4	28	0	0	28
Gambling Offenses	0	0	0	0	0	0	0	0	3	0	0	3
Homicide Offenses	0	0	0	0	0	0	0	0	0	0	0	0
Kidnapping/Abduction	2	0	0	2	0	0	0	0	1	0	0	1
Larceny/Theft Offenses	19	0	0	19	59	2	0	61	584	14	1	599
Motor Vehicle Theft	1	0	0	1	2	0	0	2	9	0	0	9
Pornography/Obscene Material	0	0	0	0	0	0	0	0	6	0	0	6
Prostitution Offenses	0	0	0	0	0	0	0	0	1	0	0	1
Robbery	0	0	0	0	0	0	0	0	11	0	0	11
Sex Offenses (Forcible)	0	0	0	0	2	0	0	2	8	0	0	8
Sex Offenses (Non-Forcible)	0	0	0	0	0	0	0	0	4	0	0	4
Stolen Property Offenses (Receiving, etc.)	1	0	0	1	3	0	0	3	49	0	0	49
Weapon Law Violations	0	0	0	0	1	0	0	1	10	0	0	10
TOTAL GROUP-A ARRESTS	173	2	0	175	248	3	0	251	1,210	17	2	1,229

GROUP-B												
Bad Checks	0	0	0	0	0	0	0	0	0	0	0	0
Curfew/Loitering/Vagrancy	0	0	0	0	0	0	0	0	0	0	0	0
Disorderly Conduct	0	2	0	2	17	0	0	17	52	0	2	54
Driving Under the Influence	33	0	0	33	49	0	0	49	178	0	0	178
Drunkenness	8	2	0	10	47	0	0	47	295	1	3	299
Family Offenses (Non-Violent)	2	0	0	2	5	0	0	5	35	0	0	35
Liquor Law Violations	2	0	0	2	1	0	0	1	6	0	0	6
Peeping Tom	0	0	0	0	0	0	0	0	0	0	0	0
Runaway	0	0	0	0	0	0	0	0	0	0	0	0
Trespass of Real Property	4	0	0	4	5	0	0	5	26	0	0	26
All Other Offenses	149	4	0	153	85	2	0	87	1,678	7	1	1,686
TOTAL GROUP-B ARRESTS	198	8	0	206	209	2	0	211	2,270	8	6	2,284

TOTAL CRIMES	371	10	0	381	457	5	0	462	3,480	25	8	3,513
---------------------	------------	-----------	----------	------------	------------	----------	----------	------------	--------------	-----------	----------	--------------

2014 TOTAL ARRESTS BY COUNTY - ADULT AND JUVENILE

GROUP-A	MORGAN				MUHLENBERG				NELSON			
	ADULT	JUV	UNK	TOTAL	ADULT	JUV	UNK	TOTAL	ADULT	JUV	UNK	TOTAL
Arson	0	0	0	0	0	0	0	0	1	0	0	1
Assault Offenses	37	2	0	39	242	9	0	251	251	16	0	267
Bribery	0	0	0	0	2	0	0	2	0	0	0	0
Burglary/Breaking and Entering	2	0	0	2	28	0	0	28	84	7	0	91
Counterfeiting/Forgery	18	0	0	18	17	0	0	17	32	0	0	32
Destruction/Damage/Vandalism of Property	2	1	0	3	32	1	0	33	36	7	0	43
Drug/Narcotic Offenses	48	0	0	48	578	6	0	584	1,038	28	2	1,068
Embezzlement	0	0	0	0	0	0	0	0	0	0	0	0
Extortion/Blackmail	0	0	0	0	0	0	0	0	0	0	0	0
Fraud Offenses	3	0	0	3	20	0	0	20	38	0	0	38
Gambling Offenses	0	0	0	0	0	0	0	0	0	0	0	0
Homicide Offenses	5	0	0	5	3	0	0	3	3	0	0	3
Kidnapping/Abduction	0	0	0	0	4	0	0	4	7	0	0	7
Larceny/Theft Offenses	29	0	0	29	266	1	1	268	867	16	2	885
Motor Vehicle Theft	0	0	0	0	6	1	0	7	12	2	0	14
Pornography/Obscene Material	0	0	0	0	1	0	0	1	542	0	0	542
Prostitution Offenses	0	0	0	0	0	0	0	0	0	0	0	0
Robbery	0	0	0	0	3	0	0	3	9	0	0	9
Sex Offenses (Forcible)	1	0	0	1	7	1	0	8	23	0	0	23
Sex Offenses (Non-Forcible)	0	0	0	0	2	0	0	2	14	0	0	14
Stolen Property Offenses (Receiving, etc.)	7	0	0	7	44	0	0	44	70	0	0	70
Weapon Law Violations	3	0	0	3	28	0	0	28	51	1	0	52
TOTAL GROUP-A ARRESTS	155	3	0	158	1,283	19	1	1,303	3,078	77	4	3,159

GROUP-B												
Bad Checks	0	0	0	0	0	0	0	0	0	0	0	0
Curfew/Loitering/Vagrancy	0	0	0	0	0	0	0	0	0	0	0	0
Disorderly Conduct	1	1	0	2	51	1	0	52	66	0	0	66
Driving Under the Influence	35	0	0	35	296	0	0	296	228	1	0	229
Drunkenness	18	0	0	18	180	1	1	182	161	2	0	163
Family Offenses (Non-Violent)	8	0	0	8	14	0	0	14	56	0	1	57
Liquor Law Violations	0	0	0	0	3	0	0	3	6	7	0	13
Peeping Tom	0	0	0	0	0	0	0	0	0	0	0	0
Runaway	0	2	0	2	0	0	0	0	0	0	0	0
Trespass of Real Property	3	0	0	3	33	0	1	34	23	8	0	31
All Other Offenses	515	3	0	518	918	5	1	924	1,334	10	2	1,346
TOTAL GROUP-B ARRESTS	580	6	0	586	1,495	7	3	1,505	1,874	28	3	1,905

TOTAL CRIMES	735	9	0	744	2,778	26	4	2,808	4,952	105	7	5,064
---------------------	------------	----------	----------	------------	--------------	-----------	----------	--------------	--------------	------------	----------	--------------

2014 TOTAL ARRESTS BY COUNTY - ADULT AND JUVENILE

GROUP-A	NICHOLAS				OHIO				OLDHAM			
	ADULT	JUV	UNK	TOTAL	ADULT	JUV	UNK	TOTAL	ADULT	JUV	UNK	TOTAL
Arson	1	0	0	1	1	0	0	1	0	0	0	0
Assault Offenses	27	1	0	28	202	21	1	224	211	40	3	254
Bribery	0	0	0	0	1	0	0	1	2	0	0	2
Burglary/Breaking and Entering	7	0	0	7	37	0	0	37	19	1	0	20
Counterfeiting/Forgery	4	0	0	4	85	0	0	85	10	0	0	10
Destruction/Damage/Vandalism of Property	7	0	0	7	49	5	0	54	17	7	1	25
Drug/Narcotic Offenses	55	1	2	58	421	5	1	427	620	79	0	699
Embezzlement	0	0	0	0	0	0	0	0	0	0	0	0
Extortion/Blackmail	0	0	0	0	0	0	0	0	1	0	0	1
Fraud Offenses	2	0	0	2	20	1	0	21	19	0	0	19
Gambling Offenses	0	0	0	0	0	0	0	0	0	0	0	0
Homicide Offenses	2	0	0	2	3	0	0	3	3	0	0	3
Kidnapping/Abduction	1	0	0	1	20	0	0	20	2	0	1	3
Larceny/Theft Offenses	12	0	0	12	139	5	0	144	126	8	5	139
Motor Vehicle Theft	0	0	0	0	11	2	0	13	7	1	0	8
Pornography/Obscene Material	0	0	0	0	4	0	0	4	2	0	0	2
Prostitution Offenses	0	0	0	0	0	0	0	0	0	0	0	0
Robbery	0	0	0	0	15	0	0	15	6	0	0	6
Sex Offenses (Forcible)	0	1	0	1	191	3	0	194	3	3	0	6
Sex Offenses (Non-Forcible)	0	0	0	0	11	0	0	11	1	0	0	1
Stolen Property Offenses (Receiving, etc.)	5	0	0	5	21	0	0	21	25	4	0	29
Weapon Law Violations	1	0	0	1	15	0	0	15	16	2	0	18
TOTAL GROUP-A ARRESTS	124	3	2	129	1,246	42	2	1,290	1,090	145	10	1,245

GROUP-B	ADULT	JUV	UNK	TOTAL	ADULT	JUV	UNK	TOTAL	ADULT	JUV	UNK	TOTAL
Bad Checks	0	0	0	0	0	0	0	0	0	0	0	0
Curfew/Loitering/Vagrancy	0	0	0	0	0	0	0	0	0	1	0	1
Disorderly Conduct	11	1	0	12	18	21	0	39	34	20	0	54
Driving Under the Influence	50	2	0	52	115	0	1	116	359	2	0	361
Drunkenness	31	1	0	32	60	2	0	62	102	15	2	119
Family Offenses (Non-Violent)	2	0	0	2	24	0	1	25	42	0	0	42
Liquor Law Violations	2	0	0	2	0	1	0	1	28	3	0	31
Peeping Tom	0	0	0	0	0	0	0	0	0	0	0	0
Runaway	0	0	0	0	0	0	0	0	0	1	0	1
Trespass of Real Property	2	1	0	3	24	1	0	25	40	8	0	48
All Other Offenses	202	2	0	204	878	4	1	883	1,018	31	15	1,064
TOTAL GROUP-B ARRESTS	300	7	0	307	1,119	29	3	1,151	1,623	81	17	1,721

TOTAL CRIMES	424	10	2	436	2,365	71	5	2,441	2,713	226	27	2,966
---------------------	------------	-----------	----------	------------	--------------	-----------	----------	--------------	--------------	------------	-----------	--------------

2014 TOTAL ARRESTS BY COUNTY - ADULT AND JUVENILE

GROUP-A	OWEN				OWSLEY				PENDLETON			
	ADULT	JUV	UNK	TOTAL	ADULT	JUV	UNK	TOTAL	ADULT	JUV	UNK	TOTAL
Arson	1	0	0	1	0	0	0	0	1	0	0	1
Assault Offenses	21	5	0	26	82	5	1	88	31	5	0	36
Bribery	0	0	0	0	0	1	0	1	0	0	0	0
Burglary/Breaking and Entering	4	0	0	4	6	0	0	6	27	6	0	33
Counterfeiting/Forgery	6	0	0	6	8	0	0	8	51	0	0	51
Destruction/Damage/Vandalism of Property	13	1	0	14	23	1	0	24	21	5	1	27
Drug/Narcotic Offenses	127	4	0	131	435	3	0	438	117	6	0	123
Embezzlement	0	0	0	0	0	0	0	0	0	0	0	0
Extortion/Blackmail	0	0	0	0	0	0	0	0	0	0	0	0
Fraud Offenses	6	0	0	6	3	0	0	3	5	0	0	5
Gambling Offenses	0	0	0	0	0	0	0	0	0	0	0	0
Homicide Offenses	0	0	0	0	0	0	0	0	0	0	0	0
Kidnapping/Abduction	0	0	0	0	0	0	0	0	0	0	0	0
Larceny/Theft Offenses	18	0	0	18	71	0	0	71	221	0	26	247
Motor Vehicle Theft	4	0	0	4	2	0	0	2	1	1	0	2
Pornography/Obscene Material	2	0	0	2	0	0	0	0	17	0	0	17
Prostitution Offenses	0	0	0	0	0	0	0	0	0	0	0	0
Robbery	0	0	0	0	2	0	0	2	0	0	0	0
Sex Offenses (Forcible)	3	0	0	3	0	0	0	0	6	0	0	6
Sex Offenses (Non-Forcible)	0	0	0	0	0	0	0	0	0	0	0	0
Stolen Property Offenses (Receiving, etc.)	3	0	0	3	25	0	0	25	14	0	0	14
Weapon Law Violations	3	1	0	4	10	0	0	10	8	1	0	9
TOTAL GROUP-A ARRESTS	211	11	0	222	667	10	1	678	520	24	27	571

GROUP-B												
Bad Checks	0	0	0	0	0	0	0	0	0	0	0	0
Curfew/Loitering/Vagrancy	0	0	0	0	0	0	0	0	0	0	0	0
Disorderly Conduct	4	0	0	4	21	1	0	22	10	6	0	16
Driving Under the Influence	33	0	0	33	39	0	0	39	34	2	0	36
Drunkenness	16	0	0	16	84	4	0	88	26	7	0	33
Family Offenses (Non-Violent)	3	0	0	3	11	0	0	11	13	0	0	13
Liquor Law Violations	0	0	0	0	0	0	0	0	2	2	0	4
Peeping Tom	0	0	0	0	0	0	0	0	0	0	0	0
Runaway	0	0	0	0	0	0	0	0	0	1	0	1
Trespass of Real Property	3	0	0	3	23	0	0	23	2	0	0	2
All Other Offenses	303	0	0	303	204	4	0	208	474	17	0	491
TOTAL GROUP-B ARRESTS	362	0	0	362	382	9	0	391	561	35	0	596

TOTAL CRIMES	573	11	0	584	1,049	19	1	1,069	1,081	59	27	1,167
---------------------	------------	-----------	----------	------------	--------------	-----------	----------	--------------	--------------	-----------	-----------	--------------

2014 TOTAL ARRESTS BY COUNTY - ADULT AND JUVENILE

GROUP-A	PERRY				PIKE				POWELL			
	ADULT	JUV	UNK	TOTAL	ADULT	JUV	UNK	TOTAL	ADULT	JUV	UNK	TOTAL
Arson	4	3	0	7	3	0	0	3	1	0	0	1
Assault Offenses	233	9	0	242	356	12	0	368	72	8	0	80
Bribery	0	0	0	0	0	0	0	0	0	0	0	0
Burglary/Breaking and Entering	33	0	0	33	73	1	0	74	12	0	0	12
Counterfeiting/Forgery	9	0	0	9	10	0	0	10	156	0	0	156
Destruction/Damage/Vandalism of Property	53	3	0	56	63	2	0	65	14	1	0	15
Drug/Narcotic Offenses	652	4	0	656	898	8	2	908	298	4	0	302
Embezzlement	0	0	0	0	0	0	0	0	0	0	0	0
Extortion/Blackmail	0	0	0	0	0	0	0	0	0	0	0	0
Fraud Offenses	11	0	0	11	26	0	0	26	9	0	0	9
Gambling Offenses	0	0	0	0	0	0	0	0	0	0	0	0
Homicide Offenses	3	0	0	3	6	0	0	6	0	0	0	0
Kidnapping/Abduction	0	0	0	0	8	0	0	8	1	0	0	1
Larceny/Theft Offenses	397	5	1	403	612	16	0	628	74	4	0	78
Motor Vehicle Theft	4	1	0	5	22	1	0	23	4	2	0	6
Pornography/Obscene Material	0	0	0	0	2	0	0	2	0	0	0	0
Prostitution Offenses	2	0	0	2	0	0	0	0	0	0	0	0
Robbery	10	0	0	10	9	0	0	9	1	0	0	1
Sex Offenses (Forcible)	3	1	0	4	9	14	0	23	0	1	0	1
Sex Offenses (Non-Forcible)	0	0	0	0	0	0	0	0	0	0	0	0
Stolen Property Offenses (Receiving, etc.)	39	0	0	39	34	1	0	35	15	0	0	15
Weapon Law Violations	13	1	0	14	34	1	0	35	27	0	0	27
TOTAL GROUP-A ARRESTS	1,466	27	1	1,494	2,165	56	2	2,223	684	20	0	704

GROUP-B												
Bad Checks	0	0	0	0	0	0	0	0	0	0	0	0
Curfew/Loitering/Vagrancy	1	0	0	1	0	0	0	0	0	0	0	0
Disorderly Conduct	94	1	0	95	107	0	0	107	13	1	0	14
Driving Under the Influence	278	1	0	279	477	1	0	478	123	1	0	124
Drunkenness	413	2	1	416	620	7	3	630	106	1	0	107
Family Offenses (Non-Violent)	20	0	0	20	29	0	0	29	14	0	0	14
Liquor Law Violations	5	4	0	9	7	0	0	7	2	0	0	2
Peeping Tom	0	0	0	0	0	0	0	0	0	0	0	0
Runaway	0	1	0	1	0	2	0	2	0	0	0	0
Trespass of Real Property	59	0	0	59	161	3	1	165	11	0	0	11
All Other Offenses	2,865	12	6	2,883	6,060	5	5	6,070	1,071	10	0	1,081
TOTAL GROUP-B ARRESTS	3,735	21	7	3,763	7,461	18	9	7,488	1,340	13	0	1,353

TOTAL CRIMES	5,201	48	8	5,257	9,626	74	11	9,711	2,024	33	0	2,057
---------------------	--------------	-----------	----------	--------------	--------------	-----------	-----------	--------------	--------------	-----------	----------	--------------

2014 TOTAL ARRESTS BY COUNTY - ADULT AND JUVENILE

GROUP-A	PULASKI				ROBERTSON				ROCKCASTLE			
	ADULT	JUV	UNK	TOTAL	ADULT	JUV	UNK	TOTAL	ADULT	JUV	UNK	TOTAL
Arson	1	0	0	1	0	0	0	0	0	0	0	0
Assault Offenses	147	17	0	164	13	1	0	14	148	2	0	150
Bribery	0	0	0	0	0	0	0	0	0	0	0	0
Burglary/Breaking and Entering	32	0	0	32	1	1	0	2	25	0	0	25
Counterfeiting/Forgery	30	0	0	30	0	0	0	0	2	0	0	2
Destruction/Damage/Vandalism of Property	16	0	0	16	3	0	0	3	34	2	0	36
Drug/Narcotic Offenses	681	5	0	686	5	0	0	5	524	2	0	526
Embezzlement	0	0	0	0	0	0	0	0	0	0	0	0
Extortion/Blackmail	0	0	0	0	0	0	0	0	0	0	0	0
Fraud Offenses	49	0	0	49	0	0	0	0	11	0	0	11
Gambling Offenses	0	0	0	0	0	0	0	0	0	0	0	0
Homicide Offenses	2	0	0	2	0	0	0	0	2	0	0	2
Kidnapping/Abduction	3	0	0	3	0	0	0	0	4	0	0	4
Larceny/Theft Offenses	585	20	0	605	5	0	1	6	122	1	1	124
Motor Vehicle Theft	6	0	0	6	0	0	0	0	11	0	0	11
Pornography/Obscene Material	12	0	0	12	0	0	0	0	6	0	0	6
Prostitution Offenses	0	0	0	0	0	0	0	0	0	0	0	0
Robbery	13	0	0	13	0	0	0	0	9	0	0	9
Sex Offenses (Forcible)	9	1	0	10	0	0	0	0	0	0	0	0
Sex Offenses (Non-Forcible)	1	0	0	1	0	0	0	0	0	0	0	0
Stolen Property Offenses (Receiving, etc.)	50	0	0	50	1	0	0	1	36	0	0	36
Weapon Law Violations	26	0	0	26	0	0	0	0	10	3	0	13
TOTAL GROUP-A ARRESTS	1,663	43	0	1,706	28	2	1	31	944	10	1	955

GROUP-B												
Bad Checks	0	0	0	0	0	0	0	0	0	0	0	0
Curfew/Loitering/Vagrancy	0	0	0	0	0	0	0	0	0	0	0	0
Disorderly Conduct	23	0	0	23	1	0	0	1	11	0	0	11
Driving Under the Influence	357	0	0	357	8	0	0	8	165	0	0	165
Drunkenness	327	7	0	334	6	0	0	6	99	0	0	99
Family Offenses (Non-Violent)	76	0	0	76	0	0	0	0	24	0	0	24
Liquor Law Violations	9	0	0	9	0	0	0	0	3	0	0	3
Peeping Tom	1	0	0	1	0	0	0	0	0	0	0	0
Runaway	0	0	0	0	0	0	0	0	0	0	0	0
Trespass of Real Property	40	0	0	40	0	0	0	0	27	0	0	27
All Other Offenses	2,082	15	1	2,098	56	0	0	56	861	2	0	863
TOTAL GROUP-B ARRESTS	2,915	22	1	2,938	71	0	0	71	1,190	2	0	1,192

TOTAL CRIMES	4,578	65	1	4,644	99	2	1	102	2,134	12	1	2,147
---------------------	--------------	-----------	----------	--------------	-----------	----------	----------	------------	--------------	-----------	----------	--------------

2014 TOTAL ARRESTS BY COUNTY - ADULT AND JUVENILE

GROUP-A	ROWAN				RUSSELL				SCOTT			
	ADULT	JUV	UNK	TOTAL	ADULT	JUV	UNK	TOTAL	ADULT	JUV	UNK	TOTAL
Arson	0	0	0	0	0	0	0	0	0	0	0	0
Assault Offenses	155	6	0	161	63	0	0	63	293	13	0	306
Bribery	1	0	0	1	0	0	0	0	1	0	0	1
Burglary/Breaking and Entering	24	0	0	24	19	0	0	19	41	1	0	42
Counterfeiting/Forgery	30	0	0	30	16	0	0	16	33	0	0	33
Destruction/Damage/Vandalism of Property	18	1	0	19	8	0	0	8	55	2	0	57
Drug/Narcotic Offenses	467	2	0	469	78	0	0	78	449	3	0	452
Embezzlement	0	0	0	0	0	0	0	0	0	0	0	0
Extortion/Blackmail	2	0	0	2	0	0	0	0	0	0	0	0
Fraud Offenses	17	0	0	17	1	0	0	1	31	0	0	31
Gambling Offenses	0	0	0	0	0	0	0	0	0	0	0	0
Homicide Offenses	4	0	0	4	1	0	0	1	1	0	0	1
Kidnapping/Abduction	0	0	0	0	8	0	0	8	5	0	0	5
Larceny/Theft Offenses	171	7	1	179	77	1	0	78	316	7	7	330
Motor Vehicle Theft	6	0	0	6	2	0	0	2	2	0	0	2
Pornography/Obscene Material	0	0	0	0	0	2	0	2	1	1	0	2
Prostitution Offenses	0	0	0	0	1	0	0	1	2	0	0	2
Robbery	1	0	0	1	0	0	0	0	20	3	0	23
Sex Offenses (Forcible)	5	1	0	6	4	0	0	4	35	0	0	35
Sex Offenses (Non-Forcible)	2	0	0	2	1	0	0	1	2	0	0	2
Stolen Property Offenses (Receiving, etc.)	60	0	0	60	7	0	0	7	38	2	0	40
Weapon Law Violations	6	0	0	6	5	0	0	5	25	2	0	27
TOTAL GROUP-A ARRESTS	969	17	1	987	291	3	0	294	1,350	34	7	1,391

GROUP-B												
Bad Checks	0	0	0	0	0	0	0	0	0	0	0	0
Curfew/Loitering/Vagrancy	0	0	0	0	0	0	0	0	1	0	0	1
Disorderly Conduct	41	0	0	41	11	0	0	11	109	1	0	110
Driving Under the Influence	192	0	0	192	62	1	0	63	235	2	0	237
Drunkenness	222	1	1	224	79	0	0	79	237	0	0	237
Family Offenses (Non-Violent)	18	0	0	18	19	0	0	19	57	0	0	57
Liquor Law Violations	10	0	0	10	1	2	0	3	19	2	0	21
Peeping Tom	0	0	0	0	0	0	0	0	0	0	0	0
Runaway	0	0	0	0	0	0	0	0	0	1	0	1
Trespass of Real Property	32	0	0	32	11	0	0	11	35	0	0	35
All Other Offenses	1,562	8	0	1,570	585	1	0	586	1,436	9	2	1,447
TOTAL GROUP-B ARRESTS	2,077	9	1	2,087	768	4	0	772	2,129	15	2	2,146

TOTAL CRIMES	3,046	26	2	3,074	1,059	7	0	1,066	3,479	49	9	3,537
---------------------	--------------	-----------	----------	--------------	--------------	----------	----------	--------------	--------------	-----------	----------	--------------

2014 TOTAL ARRESTS BY COUNTY - ADULT AND JUVENILE

GROUP-A	SHELBY				SIMPSON				SPENCER			
	ADULT	JUV	UNK	TOTAL	ADULT	JUV	UNK	TOTAL	ADULT	JUV	UNK	TOTAL
Arson	1	0	0	1	0	0	0	0	0	0	0	0
Assault Offenses	335	98	0	433	69	0	0	69	62	6	0	68
Bribery	6	0	0	6	0	0	0	0	0	0	0	0
Burglary/Breaking and Entering	72	14	0	86	12	0	0	12	3	0	0	3
Counterfeiting/Forgery	31	1	0	32	6	0	0	6	8	1	0	9
Destruction/Damage/Vandalism of Property	66	22	0	88	11	2	0	13	5	1	0	6
Drug/Narcotic Offenses	596	31	0	627	208	5	0	213	45	2	0	47
Embezzlement	0	0	0	0	0	0	0	0	0	0	0	0
Extortion/Blackmail	2	0	0	2	0	0	0	0	0	0	0	0
Fraud Offenses	49	0	0	49	9	0	0	9	3	0	0	3
Gambling Offenses	0	0	0	0	0	0	0	0	0	0	0	0
Homicide Offenses	9	0	0	9	2	0	0	2	0	0	0	0
Kidnapping/Abduction	10	4	0	14	3	0	0	3	1	0	0	1
Larceny/Theft Offenses	367	30	0	397	119	7	0	126	21	0	0	21
Motor Vehicle Theft	15	5	0	20	1	0	0	1	0	0	0	0
Pornography/Obscene Material	2	1	0	3	0	0	0	0	4	0	0	4
Prostitution Offenses	3	0	0	3	0	0	0	0	0	0	0	0
Robbery	23	5	0	28	1	0	0	1	0	0	0	0
Sex Offenses (Forcible)	16	0	0	16	1	0	0	1	0	0	0	0
Sex Offenses (Non-Forcible)	1	0	0	1	0	0	0	0	0	0	0	0
Stolen Property Offenses (Receiving, etc.)	28	8	0	36	7	0	0	7	4	0	0	4
Weapon Law Violations	22	8	0	30	6	0	0	6	3	2	0	5
TOTAL GROUP-A ARRESTS	1,654	227	0	1,881	455	14	0	469	159	12	0	171

GROUP-B												
Bad Checks	0	0	0	0	0	0	0	0	0	0	0	0
Curfew/Loitering/Vagrancy	6	0	0	6	0	0	0	0	0	0	0	0
Disorderly Conduct	78	39	0	117	23	0	0	23	12	4	0	16
Driving Under the Influence	330	3	1	334	49	0	0	49	49	0	0	49
Drunkenness	134	1	1	136	67	1	0	68	32	1	0	33
Family Offenses (Non-Violent)	24	0	0	24	12	0	0	12	4	0	0	4
Liquor Law Violations	10	4	0	14	0	2	0	2	0	0	0	0
Peeping Tom	0	0	0	0	0	0	0	0	0	0	0	0
Runaway	0	1	0	1	0	0	0	0	0	0	0	0
Trespass of Real Property	41	0	0	41	11	1	0	12	12	2	0	14
All Other Offenses	1,397	81	5	1,483	631	1	0	632	308	0	0	308
TOTAL GROUP-B ARRESTS	2,020	129	7	2,156	793	5	0	798	417	7	0	424

TOTAL CRIMES	3,674	356	7	4,037	1,248	19	0	1,267	576	19	0	595
---------------------	--------------	------------	----------	--------------	--------------	-----------	----------	--------------	------------	-----------	----------	------------

2014 TOTAL ARRESTS BY COUNTY - ADULT AND JUVENILE

GROUP-A	TAYLOR				TODD				TRIGG			
	ADULT	JUV	UNK	TOTAL	ADULT	JUV	UNK	TOTAL	ADULT	JUV	UNK	TOTAL
Arson	0	0	0	0	0	0	0	0	0	0	0	0
Assault Offenses	220	17	0	237	61	7	0	68	99	11	0	110
Bribery	3	0	0	3	0	0	0	0	1	0	0	1
Burglary/Breaking and Entering	71	3	0	74	19	1	0	20	12	0	0	12
Counterfeiting/Forgery	56	0	0	56	54	0	0	54	8	0	0	8
Destruction/Damage/Vandalism of Property	40	0	0	40	13	2	0	15	8	1	0	9
Drug/Narcotic Offenses	506	5	0	511	205	2	0	207	380	10	2	392
Embezzlement	0	0	0	0	0	0	0	0	0	0	0	0
Extortion/Blackmail	0	0	0	0	0	0	0	0	0	0	0	0
Fraud Offenses	38	0	0	38	6	0	0	6	7	0	0	7
Gambling Offenses	0	0	0	0	0	0	0	0	0	0	0	0
Homicide Offenses	1	0	0	1	0	0	0	0	6	0	0	6
Kidnapping/Abduction	8	2	0	10	0	0	0	0	3	0	0	3
Larceny/Theft Offenses	539	25	1	565	93	1	0	94	85	1	0	86
Motor Vehicle Theft	17	0	0	17	2	0	0	2	3	0	0	3
Pornography/Obscene Material	3	2	0	5	1	0	0	1	50	0	0	50
Prostitution Offenses	0	0	0	0	0	0	0	0	0	0	0	0
Robbery	14	0	0	14	2	0	0	2	4	0	0	4
Sex Offenses (Forcible)	34	1	1	36	7	0	0	7	3	0	0	3
Sex Offenses (Non-Forcible)	22	0	1	23	1	0	0	1	1	0	0	1
Stolen Property Offenses (Receiving, etc.)	47	0	0	47	11	4	0	15	11	1	0	12
Weapon Law Violations	21	2	0	23	11	1	0	12	10	1	0	11
TOTAL GROUP-A ARRESTS	1,640	57	3	1,700	486	18	0	504	691	25	2	718

GROUP-B												
Bad Checks	0	0	0	0	0	0	0	0	0	0	0	0
Curfew/Loitering/Vagrancy	0	0	0	0	0	0	0	0	0	0	0	0
Disorderly Conduct	56	0	1	57	16	1	0	17	30	0	0	30
Driving Under the Influence	181	4	0	185	97	0	0	97	139	1	0	140
Drunkenness	182	1	1	184	37	0	3	40	79	0	0	79
Family Offenses (Non-Violent)	50	0	0	50	16	0	0	16	25	0	0	25
Liquor Law Violations	3	0	0	3	7	0	0	7	7	0	0	7
Peeping Tom	0	0	0	0	0	0	0	0	0	0	0	0
Runaway	0	0	0	0	0	1	0	1	0	0	0	0
Trespass of Real Property	36	0	0	36	13	2	0	15	19	0	1	20
All Other Offenses	1,555	9	4	1,568	309	1	2	312	394	6	0	400
TOTAL GROUP-B ARRESTS	2,063	14	6	2,083	495	5	5	505	693	7	1	701

TOTAL CRIMES	3,703	71	9	3,783	981	23	5	1,009	1,384	32	3	1,419
---------------------	--------------	-----------	----------	--------------	------------	-----------	----------	--------------	--------------	-----------	----------	--------------

2014 TOTAL ARRESTS BY COUNTY - ADULT AND JUVENILE

GROUP-A	TRIMBLE				UNION				WARREN			
	ADULT	JUV	UNK	TOTAL	ADULT	JUV	UNK	TOTAL	ADULT	JUV	UNK	TOTAL
Arson	0	1	0	1	1	0	0	1	0	0	0	0
Assault Offenses	77	14	1	92	114	4	0	118	1,058	14	0	1,072
Bribery	1	0	0	1	0	0	0	0	2	0	0	2
Burglary/Breaking and Entering	16	9	0	25	15	0	0	15	88	6	0	94
Counterfeiting/Forgery	2	0	0	2	22	0	0	22	110	0	0	110
Destruction/Damage/Vandalism of Property	12	10	0	22	19	1	0	20	143	3	0	146
Drug/Narcotic Offenses	204	11	2	217	225	2	0	227	2,243	9	6	2,258
Embezzlement	0	0	0	0	0	0	0	0	0	0	0	0
Extortion/Blackmail	0	0	0	0	3	0	0	3	0	0	0	0
Fraud Offenses	0	0	0	0	7	0	0	7	72	0	0	72
Gambling Offenses	0	0	0	0	0	0	0	0	0	0	0	0
Homicide Offenses	3	0	0	3	1	0	0	1	9	0	0	9
Kidnapping/Abduction	0	0	0	0	1	0	0	1	19	0	0	19
Larceny/Theft Offenses	41	1	0	42	168	0	0	168	1,422	3	1	1,426
Motor Vehicle Theft	3	0	0	3	4	1	0	5	11	0	0	11
Pornography/Obscene Material	0	0	0	0	0	0	0	0	9	78	0	87
Prostitution Offenses	0	0	0	0	1	0	0	1	1	0	0	1
Robbery	0	0	0	0	2	0	0	2	50	0	0	50
Sex Offenses (Forcible)	6	2	0	8	2	0	0	2	34	1	0	35
Sex Offenses (Non-Forcible)	8	0	0	8	1	0	0	1	5	0	0	5
Stolen Property Offenses (Receiving, etc.)	4	0	0	4	13	0	0	13	110	3	0	113
Weapon Law Violations	8	3	0	11	10	0	0	10	82	0	0	82
TOTAL GROUP-A ARRESTS	385	51	3	439	609	8	0	617	5,468	117	7	5,592

GROUP-B												
Bad Checks	0	0	0	0	0	0	0	0	0	0	0	0
Curfew/Loitering/Vagrancy	0	0	0	0	0	0	0	0	0	0	0	0
Disorderly Conduct	8	0	0	8	9	0	0	9	279	1	0	280
Driving Under the Influence	61	0	0	61	95	1	0	96	968	3	1	972
Drunkenness	12	0	0	12	26	0	0	26	1,129	6	2	1,137
Family Offenses (Non-Violent)	4	0	0	4	16	0	0	16	154	0	0	154
Liquor Law Violations	1	1	0	2	2	0	0	2	49	6	1	56
Peeping Tom	1	0	0	1	0	0	0	0	4	0	0	4
Runaway	0	0	0	0	0	0	0	0	0	0	0	0
Trespass of Real Property	7	2	0	9	18	0	0	18	75	4	0	79
All Other Offenses	302	3	1	306	476	5	0	481	4,877	16	4	4,897
TOTAL GROUP-B ARRESTS	396	6	1	403	642	6	0	648	7,535	36	8	7,579

TOTAL CRIMES	781	57	4	842	1,251	14	0	1,265	13,003	153	15	13,171
---------------------	------------	-----------	----------	------------	--------------	-----------	----------	--------------	---------------	------------	-----------	---------------

2014 TOTAL ARRESTS BY COUNTY - ADULT AND JUVENILE

GROUP-A	WASHINGTON				WAYNE				WEBSTER			
	ADULT	JUV	UNK	TOTAL	ADULT	JUV	UNK	TOTAL	ADULT	JUV	UNK	TOTAL
Arson	0	0	0	0	5	0	0	5	0	0	0	0
Assault Offenses	122	0	0	122	95	7	0	102	105	2	0	107
Bribery	0	0	0	0	2	0	0	2	0	0	0	0
Burglary/Breaking and Entering	6	0	0	6	41	0	0	41	16	0	0	16
Counterfeiting/Forgery	4	0	0	4	30	1	0	31	12	0	0	12
Destruction/Damage/Vandalism of Property	10	0	0	10	48	1	0	49	6	0	0	6
Drug/Narcotic Offenses	58	0	0	58	206	0	0	206	78	2	0	80
Embezzlement	0	0	0	0	0	0	0	0	0	0	0	0
Extortion/Blackmail	0	0	0	0	0	0	0	0	0	0	0	0
Fraud Offenses	4	0	0	4	17	0	0	17	5	0	0	5
Gambling Offenses	0	0	0	0	1	0	0	1	0	0	0	0
Homicide Offenses	0	0	0	0	3	0	0	3	5	0	0	5
Kidnapping/Abduction	0	0	0	0	3	0	0	3	0	0	0	0
Larceny/Theft Offenses	45	0	0	45	338	2	0	340	74	2	0	76
Motor Vehicle Theft	1	0	0	1	9	0	0	9	4	0	0	4
Pornography/Obscene Material	0	0	0	0	12	0	0	12	0	0	0	0
Prostitution Offenses	0	0	0	0	0	0	0	0	0	0	0	0
Robbery	0	0	0	0	2	0	0	2	0	0	0	0
Sex Offenses (Forcible)	0	0	0	0	10	0	0	10	4	0	0	4
Sex Offenses (Non-Forcible)	0	0	0	0	0	0	0	0	1	0	0	1
Stolen Property Offenses (Receiving, etc.)	3	0	0	3	24	0	0	24	7	0	0	7
Weapon Law Violations	4	0	0	4	18	0	0	18	3	0	0	3
TOTAL GROUP-A ARRESTS	257	0	0	257	864	11	0	875	320	6	0	326

GROUP-B												
Bad Checks	0	0	0	0	0	0	0	0	0	0	0	0
Curfew/Loitering/Vagrancy	0	0	0	0	0	0	0	0	0	0	0	0
Disorderly Conduct	0	0	0	0	33	2	0	35	21	0	0	21
Driving Under the Influence	42	0	0	42	69	0	0	69	17	0	0	17
Drunkenness	11	0	0	11	97	1	0	98	32	0	0	32
Family Offenses (Non-Violent)	15	0	0	15	30	0	0	30	8	0	0	8
Liquor Law Violations	0	0	0	0	2	0	0	2	1	0	0	1
Peeping Tom	0	0	0	0	0	0	0	0	0	0	0	0
Runaway	0	0	0	0	0	0	0	0	0	0	0	0
Trespass of Real Property	4	0	0	4	22	0	0	22	20	0	0	20
All Other Offenses	226	0	1	227	960	2	1	963	354	9	3	366
TOTAL GROUP-B ARRESTS	298	0	1	299	1,213	5	1	1,219	453	9	3	465

TOTAL CRIMES	555	0	1	556	2,077	16	1	2,094	773	15	3	791
---------------------	------------	----------	----------	------------	--------------	-----------	----------	--------------	------------	-----------	----------	------------

2014 TOTAL ARRESTS BY COUNTY - ADULT AND JUVENILE

GROUP-A	WHITLEY				WOLFE				WOODFORD			
	ADULT	JUV	UNK	TOTAL	ADULT	JUV	UNK	TOTAL	ADULT	JUV	UNK	TOTAL
Arson	0	0	0	0	0	0	0	0	0	0	0	0
Assault Offenses	127	8	0	135	47	4	0	51	90	6	1	97
Bribery	0	0	0	0	0	0	0	0	0	0	0	0
Burglary/Breaking and Entering	10	2	0	12	3	0	0	3	6	0	0	6
Counterfeiting/Forgery	19	0	0	19	5	0	0	5	13	0	0	13
Destruction/Damage/Vandalism of Property	25	7	0	32	5	1	0	6	11	1	0	12
Drug/Narcotic Offenses	459	4	0	463	81	0	0	81	304	6	0	310
Embezzlement	0	0	0	0	0	0	0	0	0	0	0	0
Extortion/Blackmail	0	0	0	0	0	0	0	0	0	0	0	0
Fraud Offenses	18	0	0	18	0	0	0	0	5	0	0	5
Gambling Offenses	0	0	0	0	0	0	0	0	0	0	0	0
Homicide Offenses	0	0	0	0	0	0	0	0	2	0	0	2
Kidnapping/Abduction	1	0	0	1	1	0	0	1	1	0	0	1
Larceny/Theft Offenses	194	5	1	200	9	0	0	9	47	1	0	48
Motor Vehicle Theft	2	0	0	2	1	0	0	1	4	0	0	4
Pornography/Obscene Material	1	0	0	1	0	0	0	0	0	0	0	0
Prostitution Offenses	0	0	0	0	0	0	0	0	0	0	0	0
Robbery	4	0	0	4	2	0	0	2	2	0	0	2
Sex Offenses (Forcible)	3	3	0	6	0	0	0	0	0	0	0	0
Sex Offenses (Non-Forcible)	2	0	0	2	0	0	0	0	1	0	0	1
Stolen Property Offenses (Receiving, etc.)	28	0	0	28	5	0	0	5	6	1	0	7
Weapon Law Violations	15	0	0	15	1	0	0	1	6	6	0	12
TOTAL GROUP-A ARRESTS	908	29	1	938	160	5	0	165	498	21	1	520

GROUP-B												
Bad Checks	0	0	0	0	0	0	0	0	0	0	0	0
Curfew/Loitering/Vagrancy	0	0	0	0	0	0	0	0	0	0	0	0
Disorderly Conduct	52	1	0	53	8	2	0	10	5	1	0	6
Driving Under the Influence	178	0	0	178	33	0	0	33	225	4	0	229
Drunkenness	243	5	0	248	18	1	0	19	94	1	0	95
Family Offenses (Non-Violent)	17	0	0	17	10	0	0	10	19	0	0	19
Liquor Law Violations	8	0	0	8	0	0	0	0	3	0	0	3
Peeping Tom	0	0	0	0	0	0	0	0	1	0	0	1
Runaway	0	0	0	0	0	0	0	0	0	0	0	0
Trespass of Real Property	15	4	0	19	8	0	0	8	8	0	1	9
All Other Offenses	1,162	6	0	1,168	356	2	0	358	308	8	1	317
TOTAL GROUP-B ARRESTS	1,675	16	0	1,691	433	5	0	438	663	14	2	679

TOTAL CRIMES	2,583	45	1	2,629	593	10	0	603	1,161	35	3	1,199
---------------------	--------------	-----------	----------	--------------	------------	-----------	----------	------------	--------------	-----------	----------	--------------

2014 TOTAL ARRESTS BY COUNTY - ADULT AND JUVENILE

GROUP-A	County Not Indicated On Arresting Document			
	Adult	Juvenile	Unknown	Total
Arson	0	0	0	0
Assault Offenses	2	8	0	10
Bribery	0	0	0	0
Burglary/Breaking and Entering	2	0	0	2
Counterfeiting/Forgery	6	0	0	6
Destruction/Damage/Vandalism of Property	1	1	0	2
Drug/Narcotic Offenses	8	1	0	9
Embezzlement	0	0	0	0
Extortion/Blackmail	0	0	0	0
Fraud Offenses	0	0	0	0
Gambling Offenses	0	0	0	0
Homicide Offenses	0	0	0	0
Kidnapping/Abduction	0	0	0	0
Larceny/Theft Offenses	11	1	1	13
Motor Vehicle Theft	0	0	0	0
Pornography/Obscene Material	0	0	0	0
Prostitution Offenses	0	0	0	0
Robbery	0	0	0	0
Sex Offenses (Forcible)	0	0	0	0
Sex Offenses (Non-Forcible)	0	0	0	0
Stolen Property Offenses (Receiving, etc.)	0	1	0	1
Weapon Law Violations	1	0	0	1
TOTAL GROUP-A ARRESTS	31	12	1	44

GROUP-B				
Bad Checks	0	0	0	0
Curfew/Loitering/Vagrancy	0	0	0	0
Disorderly Conduct	0	0	0	0
Driving Under the Influence	2	0	0	2
Drunkenness	0	1	0	1
Family Offenses (Non-Violent)	1	0	0	1
Liquor Law Violations	0	0	0	0
Peeping Tom	0	0	0	0
Runaway	0	0	0	0
Trespass of Real Property	0	0	0	0
All Other Offenses	40	10	5	55
TOTAL GROUP-B ARRESTS	43	11	5	59

TOTAL CRIMES	74	23	6	103
---------------------	-----------	-----------	----------	------------

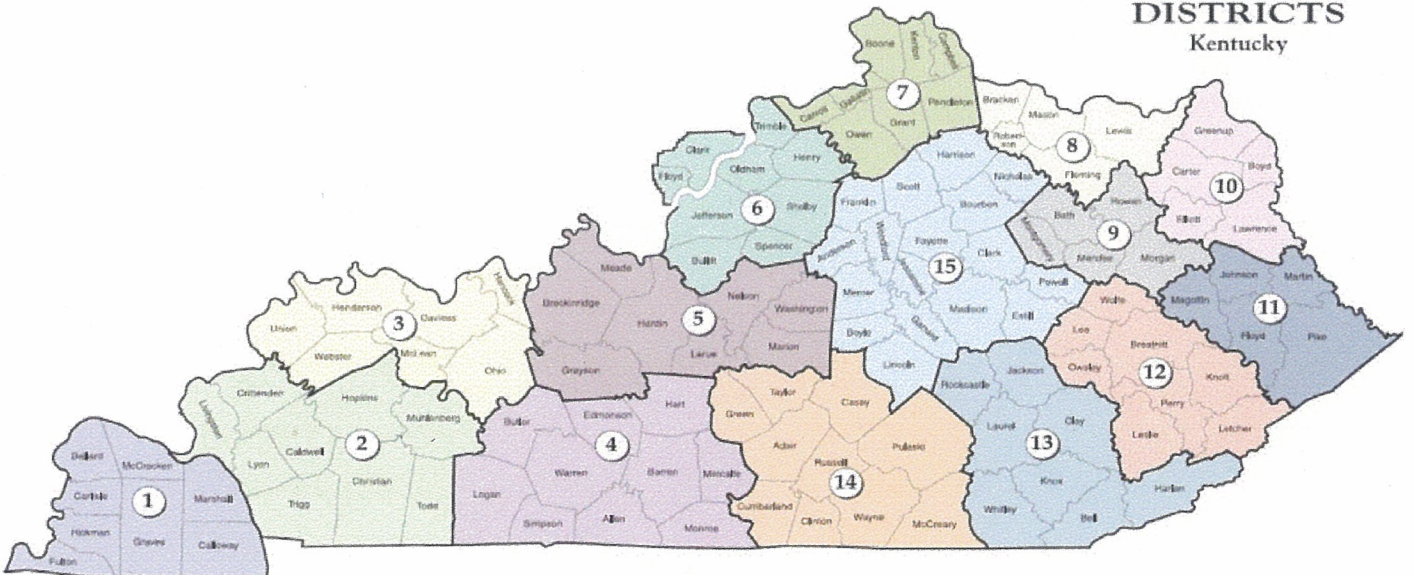


DRUG ARRESTS

2014 DRUG ARRESTS BY AREA DEVELOPMENT DISTRICT AND DRUG TYPE

AREA DEVELOPMENT DISTRICTS	OPIUM OR COCAINE AND THEIR DERIVATIVES	MARIJUANA	METH	OTHER DRUGS AND SYNTHETIC NARCOTICS	TOTAL DRUG LAW ARRESTS
1 - PURCHASE	180	1,324	419	2,091	4,014
2 - PENNYRILE	161	1,312	359	2,172	4,004
3 - GREEN RIVER	141	1,171	706	2,140	4,158
4 - BARREN RIVER	209	1,503	721	2,923	5,356
5 - LINCOLN TRAIL	217	1,271	622	2,234	4,344
6 - KIPDA	313	1,423	436	2,602	4,774
7 - NORTHERN KENTUCKY	392	2,225	243	4,127	6,987
8 - BUFFALO TRACE	13	124	11	247	395
9 - GATEWAY	35	254	11	597	897
10 - FIVCO	62	225	75	507	869
11 - BIG SANDY	35	350	143	1,695	2,223
12 - KENTUCKY RIVER	67	235	169	1,423	1,894
13 - CUMBERLAND VALLEY	81	775	679	3,396	4,931
14 - LAKE CUMBERLAND	75	567	247	1,588	2,477
15 - BLUEGRASS	538	2,372	383	5,066	8,359
TOTAL	2,519	15,131	5,224	32,808	55,682

**KENTUCKY'S AREA
DEVELOPMENT
DISTRICTS**
Kentucky



**2014 DRUG ARRESTS
BY COUNTY AND DRUG TYPE**

COUNTY	OPIUM OR COCAINE AND THEIR DERIVATIVES	MARIJUANA	METH	HEROIN	OTHER DRUGS AND SYNTHETIC NARCOTICS	TOTAL
ADAIR	26	35	16	0	87	164
ALLEN	3	45	24	0	103	175
ANDERSON	5	61	24	26	150	266
BALLARD	0	31	10	1	38	80
BARREN	35	239	178	1	529	982
BATH	0	24	0	0	48	72
BELL	30	137	59	2	775	1,003
BOONE	54	453	20	270	757	1,554
BOURBON	41	45	1	8	114	209
BOYD	35	120	32	63	276	526
BOYLE	66	116	31	58	259	530
BRACKEN	2	1	0	7	15	25
BREATHITT	1	26	5	0	106	138
BRECKINRIDGE	0	16	23	0	37	76
BULLITT	61	287	200	83	686	1,317
BUTLER	4	36	20	0	97	157
CALDWELL	5	71	21	0	84	181
CALLOWAY	21	150	59	2	253	485
CAMPBELL	77	632	10	388	1,304	2,411
CARLISLE	3	8	4	0	18	33
CARROLL	16	96	43	57	252	464
CARTER	5	37	18	26	85	171
CASEY	1	28	41	0	81	151
CHRISTIAN	86	434	48	4	557	1,129
CLARK	34	94	27	27	240	422
CLAY	2	54	38	1	243	338
CLINTON	0	47	12	1	111	171
CRITTENDEN	0	36	9	0	53	98
CUMBERLAND	2	23	9	0	47	81
DAVISS	78	719	425	22	1,269	2,513
EDMONSON	0	47	41	0	103	191
ELLIOTT	15	13	5	1	28	62
ESTILL	15	51	6	2	227	301
FAYETTE	105	643	16	71	978	1,813
FLEMING	0	36	6	1	79	122
FLOYD	4	81	50	2	385	522
FRANKLIN	87	280	16	105	490	978
FULTON	7	84	17	0	123	231
GALLATIN	11	41	30	34	110	226
GARRARD	7	38	6	3	64	118
GRANT	42	176	86	70	317	691
GRAVES	70	351	105	10	571	1,107
GRAYSON	14	67	38	1	153	273
GREEN	0	37	10	1	28	76
GREENUP	4	39	20	3	64	130
HANCOCK	0	17	24	0	52	93
HARDIN	50	571	230	44	902	1,797
HARLAN	1	61	13	1	339	415
HARRISON	14	45	0	22	217	298

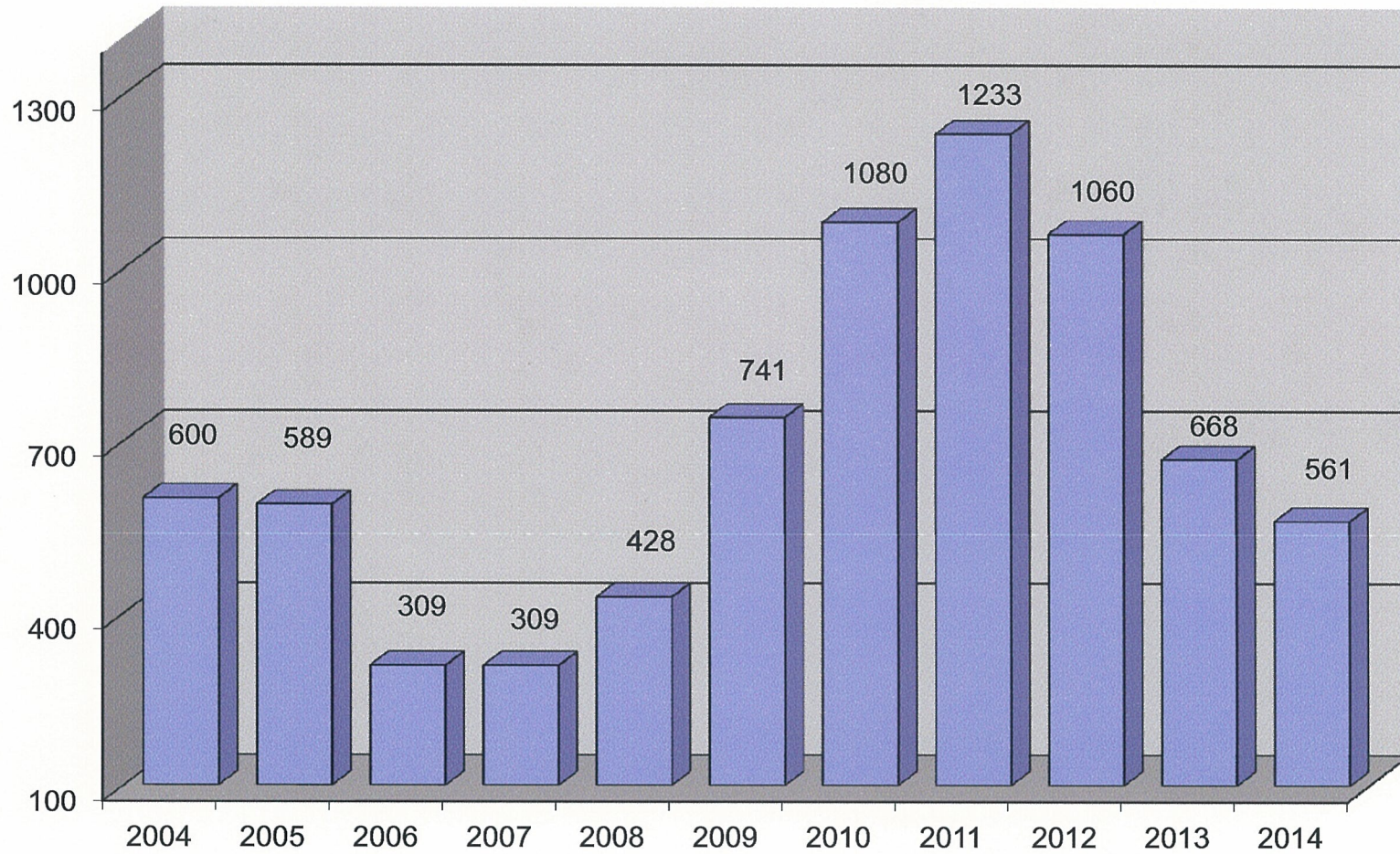
**2014 DRUG ARRESTS
BY COUNTY AND DRUG TYPE**

COUNTY	OPIUM OR COCAINE AND THEIR DERIVATIVES	MARIJUANA	METH	HEROIN	OTHER DRUGS AND SYNTHETIC NARCOTICS	TOTAL
HART	5	91	98	3	169	366
HENDERSON	38	227	78	2	314	659
HENRY	7	82	27	14	144	274
HICKMAN	2	21	13	0	33	69
HOPKINS	36	221	138	0	557	952
JACKSON	0	10	3	0	13	26
JEFFERSON	183	530	106	132	943	1,894
JESSAMINE	31	118	13	59	260	481
JOHNSON	8	53	71	2	362	496
KENTON	191	758	35	452	1,283	2,719
KNOTT	44	20	39	0	209	312
KNOX	3	81	52	0	593	729
LARUE	25	70	58	1	128	282
LAUREL	18	253	377	10	793	1,451
LAWRENCE	3	16	0	0	54	73
LEE	2	10	3	0	38	53
LESLIE	0	9	0	0	20	29
LETCHER	4	29	10	0	145	188
LEWIS	2	16	1	0	26	45
LINCOLN	6	58	22	5	149	240
LIVINGSTON	1	33	9	0	50	93
LOGAN	38	221	86	2	453	800
LYON	4	145	10	0	215	374
MCCRACKEN	70	546	110	15	763	1,504
MCCREARY	0	81	33	0	273	387
MCLEAN	14	47	41	0	88	190
MADISON	60	420	116	133	1,139	1,868
MAGOFFIN	3	40	2	1	105	151
MARION	56	141	16	5	185	403
MARSHALL	7	133	101	18	292	551
MARTIN	3	23	4	0	129	159
MASON	9	69	4	18	125	225
MEADE	5	102	97	4	277	485
MENIFEE	0	22	0	0	29	51
MERCER	7	93	47	15	145	307
METCALFE	0	38	18	0	39	95
MONROE	4	33	7	0	90	134
MONTGOMERY	29	48	3	21	198	299
MORGAN	1	18	1	1	27	48
MUHLENBERG	12	143	67	2	360	584
NELSON	58	287	156	43	524	1,068
NICHOLAS	3	15	0	7	33	58
OHIO	3	75	87	4	258	427
OLDHAM	13	260	19	17	390	699
OWEN	1	35	13	16	66	131
OWSLEY	0	26	68	0	344	438
PENDLETON	0	34	6	45	38	123
PERRY	16	95	23	1	521	656
PIKE	17	153	16	8	714	908
POWELL	3	59	29	4	207	302

**2014 DRUG ARRESTS
BY COUNTY AND DRUG TYPE**

COUNTY	OPIUM OR COCAINE AND THEIR DERIVATIVES	MARIJUANA	METH	HEROIN	OTHER DRUGS AND SYNTHETIC NARCOTICS	TOTAL
PULASKI	3	145	42	6	490	686
ROBERTSON	0	2	0	1	2	5
ROCKCASTLE	25	118	69	6	308	526
ROWAN	5	142	7	20	295	469
RUSSELL	0	16	7	0	55	78
SCOTT	46	117	22	39	228	452
SHELBY	48	214	20	51	294	627
SIMPSON	13	65	13	0	122	213
SPENCER	1	15	5	3	23	47
TAYLOR	37	123	30	20	301	511
TODD	13	56	36	0	102	207
TRIGG	4	173	21	0	194	392
TRIMBLE	0	35	59	1	122	217
UNION	5	62	43	2	115	227
WARREN	107	688	236	9	1,218	2,258
WASHINGTON	9	17	4	0	28	58
WAYNE	6	32	47	6	115	206
WEBSTER	3	24	8	1	44	80
WHITLEY	2	61	68	0	332	463
WOLFE	0	20	21	0	40	81
WOODFORD	8	119	7	10	166	310
TOTAL	2,519	15,131	5,224	2,653	32,808	58,335

Methamphetamine Lab Response for Kentucky
***Numbers Provided by EPIC, ACS Container Program, Louisville Metro Police Department**
2004 - 2014
State & Local Response





**LAW
ENFORCEMENT
EMPLOYEES**

**MUNICIPAL POLICE DEPARTMENTS
2014**

MUNICIPALITY	FULL TIME LAW ENFORCEMENT OFFICERS			FULL TIME CIVILIAN EMPLOYEES			TOTAL EMPLOYEES
	MALE	FEMALE	Total	MALE	FEMALE	TOTAL	
ADAIRVILLE	1	0	1	0	0	0	1
ALBANY	6	0	6	0	0	0	6
ALEXANDRIA	10	2	12	0	2	2	14
ALLEN	1	0	1	0	0	0	1
ANCHORAGE	9	0	9	1	3	4	13
ASHLAND	45	2	47	1	2	3	50
AUBURN	1	0	1	0	0	0	1
AUDUBON PARK	3	1	4	0	0	0	4
AUGUSTA	3	0	3	0	0	0	3
BANCROFT	1	0	1	0	0	0	1
BARBOURVILLE	12	0	12	1	0	1	13
BARDSTOWN	25	2	27	1	2	3	30
BARDWELL	1	0	1	0	0	0	1
BEATTYVILLE	4	0	4	0	0	0	4
BEAVER DAM	6	0	6	0	0	0	6
BELLEFONTE	3	0	3	0	0	0	3
BELLEVUE	8	2	10	0	1	1	11
BENHAM	2	0	2	0	0	0	2
BENTON	8	0	8	0	0	0	8
BEREA	31	1	32	0	2	2	34
BLOOMFIELD	2	0	2	0	0	0	2
BOONEVILLE	2	0	2	0	0	0	2
BOWLING GREEN	97	14	111	3	37	40	151
BRANDENBURG	5	0	5	0	0	0	5
BRODHEAD	1	0	1	0	0	0	1
BROOKSVILLE	1	0	1	0	0	0	1
BROWNSVILLE	4	0	4	0	0	0	4
BURKESVILLE	7	0	7	4	0	4	11
BURNSIDE	5	0	5	0	0	0	5
BUTLER	1	0	1	0	0	0	1
CADIZ	9	0	9	0	1	1	10
CALVERT CITY	6	0	6	0	1	1	7
CAMPBELLSVILLE	21	1	22	5	7	12	34
CANEYVILLE	1	0	1	0	0	0	1
CARLISLE	8	0	8	4	0	4	12
CARROLTON	9	0	9	0	1	1	10
CATLETTSBURG	10	0	10	0	0	0	10
CAVE CITY	6	0	6	0	0	0	6
CENTERTOWN	1	0	1	0	0	0	1
CENTRAL CITY	12	0	12	0	0	0	12
CLARKSON	1	0	1	0	0	0	1
CLAY	1	0	1	0	0	0	1
CLAY CITY	2	0	2	0	0	0	2
CLINTON	4	0	4	0	0	0	4
CLOVERPORT	1	0	1	0	0	0	1
COAL RUN VILLAGE	3	0	3	0	0	0	3
COLD SPRING	11	0	11	0	1	1	12

**MUNICIPAL POLICE DEPARTMENTS
2014**

MUNICIPALITY	FULL TIME LAW ENFORCEMENT OFFICERS			FULL TIME CIVILIAN EMPLOYEES			TOTAL EMPLOYEES
	MALE	FEMALE	Total	MALE	FEMALE	TOTAL	
COLUMBIA	13	0	13	1	0	1	14
CORBIN	18	0	18	5	3	8	26
COVINGTON	100	7	107	1	7	8	115
CRAB ORCHARD	1	0	1	0	0	0	1
CUMBERLAND	6	0	6	0	0	0	6
CYNTHIANA	12	0	12	0	1	1	13
DANVILLE	26	3	29	0	2	2	31
DAWSON SPRINGS	4	0	4	0	1	1	5
DAYTON	9	0	9	0	1	1	10
EDDYVILLE	4	1	5	0	0	0	5
EDGEWOOD	12	1	13	0	0	0	13
EDMONTON	6	0	6	0	0	0	6
ELIZABETHTOWN	44	4	48	7	7	14	62
ELKHORN	2	0	2	0	0	0	2
ELKTON	7	0	7	0	0	0	7
ELSMERE	12	2	14	0	1	1	15
EMINENCE	6	0	6	0	0	0	6
ERLANGER	37	4	41	7	4	11	52
EVARTS	4	0	4	0	0	0	4
FALMOUTH	7	0	7	0	1	1	8
FERGUSON	1	0	1	0	0	0	1
FLATWOODS	11	0	11	0	0	0	11
FLEMING-NEON	2	0	2	0	0	0	2
FLEMINGSBURG	7	0	7	0	0	0	7
FLORENCE	59	2	61	0	4	4	65
FRANKFORT	53	4	57	11	17	28	85
FRANKLIN	19	2	21	0	1	1	22
FT. MITCHELL	12	1	13	0	0	0	13
FT. THOMAS	22	1	23	0	1	1	24
FT. WRIGHT	12	0	12	0	0	0	12
FULTON	8	0	8	0	0	0	8
GAMALIEL	1	0	1	0	0	0	1
GEORGETOWN	48	3	51	1	4	5	56
GLASGOW	29	5	34	1	3	4	38
GRAYMOOR- DEVONDALE	1	0	1	0	0	0	1
GRAYSON	11	1	12	0	0	0	12
GREENSBURG	5	0	5	0	1	1	6
GREENUP	3	0	3	0	0	0	3
GREENVILLE	9	0	9	0	0	0	9
GUTHRIE	4	0	4	0	0	0	4
HARDINSBURG	5	0	5	0	0	0	5
HARLAN	13	0	13	1	0	1	14
HARRODSBURG	20	0	20	1	9	10	30
HARTFORD	6	0	6	0	0	0	6
HAWESVILLE	1	0	1	0	0	0	1
HAZARD	24	1	25	10	3	13	38
HENDERSON	55	6	61	2	7	9	70

**MUNICIPAL POLICE DEPARTMENTS
2014**

MUNICIPALITY	FULL TIME LAW ENFORCEMENT OFFICERS			FULL TIME CIVILIAN EMPLOYEES			TOTAL EMPLOYEES
	MALE	FEMALE	Total	MALE	FEMALE	TOTAL	
HERITAGE CREEK	8	1	9	0	0	0	9
HIGHLAND HEIGHTS	8	2	10	0	1	1	11
HILLVIEW	14	0	14	0	0	0	14
HINDMAN	1	0	1	0	0	0	1
HODGENVILLE	5	0	5	0	0	0	5
HOLLOW CREEK	1	0	1	0	0	0	1
HOPKINSVILLE	71	3	74	6	22	28	102
HORSE CAVE	7	0	7	0	0	0	7
HYDEN	1	0	1	0	1	1	2
INDEPENDENCE	31	1	32	0	2	2	34
INDIAN HILLS	7	0	7	0	0	0	7
INEZ	1	0	1	0	0	0	1
IRVINE	6	0	6	0	0	0	6
IRVINGTON	3	0	3	0	0	0	3
JACKSON	8	0	8	4	0	4	12
JAMESTOWN	4	1	5	0	0	0	5
JEFFERSONTOWN	44	6	50	2	9	11	61
JENKINS	3	2	5	0	0	0	5
JUNCTION CITY	3	0	3	0	0	0	3
KY FAIRGROUNDS	0	0	0	0	1	1	1
LACENTER	2	0	2	0	0	0	2
LAGRANGE	13	0	13	0	0	0	13
LAKESIDE PARK	9	2	11	0	1	1	12
LANCASTER	9	1	10	0	0	0	10
LAWRENCEBURG	15	0	15	2	7	9	24
LEBANON JCT	5	0	5	0	0	0	5
LEBANON	17	0	17	5	3	8	25
LEITCHFIELD	16	0	16	0	1	1	17
LEWISBURG	1	0	1	0	0	0	1
LEWISPORT	2	0	2	0	0	0	2
LEXINGTON	501	39	540	23	48	71	611
LIBERTY	4	0	4	0	0	0	4
LIVINGSTON	1	0	1	0	0	0	1
LONDON	33	1	34	0	3	3	37
LOUISA	6	0	6	0	0	0	6
LOUISVILLE	1,076	176	1,252	52	182	234	1,486
LOYALL	2	0	2	0	0	0	2
LUDLOW	10	0	10	1	0	1	11
LYNCH	2	0	2	0	0	0	2
LYNNVIEW	3	0	3	0	0	0	3
MADISONVILLE	42	2	44	5	6	11	55
MANCHESTER	12	0	12	0	0	0	12
MARION	6	0	6	3	0	3	9
MARTIN	3	0	3	4	0	4	7
MAYFIELD	22	2	24	0	0	0	24
MAYSVILLE	24	1	25	2	5	7	32
MCKEE	3	0	3	0	0	0	3

**MUNICIPAL POLICE DEPARTMENTS
2014**

MUNICIPALITY	FULL TIME LAW ENFORCEMENT OFFICERS			FULL TIME CIVILIAN EMPLOYEES			TOTAL EMPLOYEES
	MALE	FEMALE	Total	MALE	FEMALE	TOTAL	
MEADOWVALE	0	1	1	0	0	0	1
MIDDLESBORO	23	0	23	1	3	4	27
MONTICELLO	10	0	10	0	1	1	11
MOREHEAD	20	0	20	2	8	10	30
MORGANFIELD	8	0	8	0	8	8	16
MORGANTOWN	6	0	6	0	0	0	6
MORTONS GAP	1	0	1	0	0	0	1
MT. OLIVET	1	0	1	0	0	0	1
MT. STERLING	22	1	23	0	2	2	25
MT. VERNON	8	0	8	0	0	0	8
MT. WASHINGTON	14	1	15	0	1	1	16
MULDRAUGH	4	0	4	2	0	2	6
MUNFORDVILLE	6	0	6	0	0	0	6
MURRAY	36	4	40	3	5	8	48
NEW HAVEN	1	0	1	0	0	0	1
NEWPORT	38	2	40	1	2	3	43
NICHOLASVILLE	54	3	57	4	4	8	65
NORTONVILLE	1	0	1	0	0	0	1
OAK GROVE	12	3	15	0	4	4	19
OLIVE HILL	7	0	7	0	0	0	7
OWENSBORO	97	4	101	11	28	39	140
OWENTON	4	0	4	4	2	6	10
OWINGSVILLE	4	0	4	0	0	0	4
PADUCAH	68	6	74	0	9	9	83
PAINTSVILLE	10	0	10	0	0	0	10
PARIS	25	1	26	1	1	2	28
PARK HILLS	6	1	7	0	0	0	7
PEMBROKE	1	0	1	0	0	0	1
PEWEE VALLEY	1	0	1	0	0	0	1
PERRYVILLE	3	0	3	0	0	0	3
PIKEVILLE	21	0	21	0	1	1	22
PINEVILLE	8	0	8	0	0	0	8
PIONEER VILLAGE	4	0	4	1	0	1	5
PIPPA PASSES	2	0	2	4	0	4	6
POWDERLY	2	0	2	0	0	0	2
PRESTONSBURG	14	1	15	2	5	7	22
PRINCETON	15	0	15	0	1	1	16
PROSPECT	5	2	7	0	1	1	8
PROVIDENCE	6	0	6	0	0	0	6
RACELAND	6	0	6	0	0	0	6
RADCLIFF	35	2	37	4	9	13	50
RAVENNA	2	0	2	0	0	0	2
RICHMOND	53	4	57	4	6	10	67
RUSSELL	12	0	12	0	0	0	12
RUSSELL SPRINGS	5	2	7	0	1	1	8
RUSSELLVILLE	17	2	19	0	1	1	20
SADIEVILLE	1	0	1	0	0	0	1

MUNICIPAL POLICE DEPARTMENTS

2014

MUNICIPALITY	FULL TIME LAW ENFORCEMENT OFFICERS			FULL TIME CIVILIAN EMPLOYEES			TOTAL EMPLOYEES
	MALE	FEMALE	Total	MALE	FEMALE	TOTAL	
SALYERSVILLE	4	0	4	0	0	0	4
SCIENCE HILL	2	0	2	0	0	0	2
SCOTTSVILLE	15	0	15	1	0	1	16
SEBREE	1	0	1	0	0	0	1
SHELBYVILLE	23	1	24	0	1	1	25
SHEPHERDSVILLE	25	1	26	0	2	2	28
SHIVELY	26	0	26	2	3	5	31
SILVER GROVE	2	0	2	0	0	0	2
SIMPSONVILLE	5	0	5	0	0	0	5
SMITHS GROVE	1	0	1	0	0	0	1
SOMERSET	34	1	35	6	3	9	44
SOUTHGATE	7	0	7	0	0	0	7
SOUTH SHORE	1	0	1	0	0	0	1
SPRINGFIELD	8	0	8	4	1	5	13
ST. MATTHEWS	31	1	32	10	5	15	47
STANFORD	11	0	11	0	0	0	11
STANTON	7	0	7	0	0	0	7
STRATHMOOR VILLAGE	5	0	5	0	0	0	5
STURGIS	4	0	4	0	0	0	4
TAYLOR MILL	9	2	11	0	1	1	12
TAYLORSVILLE	2	0	2	0	0	0	2
TOMPKINSVILLE	8	0	8	2	0	2	10
TRENTON	1	0	1	0	0	0	1
UNIONTOWN	2	0	2	0	0	0	2
VANCEBURG	6	0	6	0	0	0	6
VERSAILLES	34	2	36	0	1	1	37
VILLA HILLS	6	0	6	0	0	0	6
VINE GROVE	6	1	7	0	0	0	7
WARSAW	3	0	3	0	0	0	3
WAYLAND	1	0	1	0	0	0	1
WEST BUECHEL	11	1	12	0	0	0	12
WEST LIBERTY	6	0	6	4	2	6	12
WEST POINT	4	0	4	0	0	0	4
WHEELWRIGHT	1	0	1	0	0	0	1
WHITESBURG	5	1	6	0	3	3	9
WILDER	7	1	8	0	0	0	8
WILLIAMSBURG	11	1	12	0	0	0	12
WILLIAMSTOWN	8	0	8	1	0	1	9
WILMORE	8	1	9	0	1	1	10
WINCHESTER	33	1	34	5	10	15	49
WOODLAWN PARK	1	0	1	0	0	0	1
WORTHINGTON	4	0	4	0	0	0	4
TOTAL	4,335	368	4,703	256	566	822	5,525

**SHERIFF'S DEPARTMENTS
2014**

COUNTY	FULL TIME LAW ENFORCEMENT OFFICERS			FULL TIME CIVILIAN EMPLOYEES			TOTAL EMPLOYEES
	MALE	FEMALE	TOTAL	MALE	FEMALE	TOTAL	
ADAIR	6	0	6	8	2	10	16
ALLEN	14	0	14	0	2	2	16
ANDERSON	15	0	15	0	2	2	17
BALLARD	11	0	11	1	2	3	14
BARREN	14	1	15	2	3	5	20
BATH	4	0	4	0	1	1	5
BELL	9	0	9	8	6	14	23
BOONE	128	3	131	1	6	7	138
BOURBON	6	0	6	0	1	1	7
BOYD	28	3	31	0	4	4	35
BOYLE	11	0	11	0	1	1	12
BRACKEN	5	0	5	0	0	0	5
BREATHITT	1	0	1	1	1	2	3
BRECKINRIDGE	9	2	11	0	3	3	14
BULLITT	46	3	49	1	4	5	54
BUTLER	6	0	6	1	2	3	9
CALDWELL	8	1	9	0	2	2	11
CALLOWAY	12	2	14	9	8	17	31
CAMPBELL	10	1	11	1	3	4	15
CARLISLE	2	0	2	2	0	2	4
CARROLL	3	0	3	2	0	2	5
CARTER	8	0	8	1	2	3	11
CASEY	6	0	6	1	1	2	8
CHRISTIAN	30	2	32	0	4	4	36
CLARK	13	0	13	2	2	4	17
CLAY	15	0	15	1	3	4	19
CLINTON	4	0	4	0	1	1	5
CRITTENDEN	4	0	4	0	1	1	5
CUMBERLAND	4	0	4	0	1	1	5
DAVISS	40	2	42	0	5	5	47
EDMONSON	5	0	5	0	4	4	9
ELLIOTT	1	0	1	0	0	0	1
ESTILL	4	0	4	0	2	2	6
FAYETTE	39	9	48	12	22	34	82
FLEMING	6	0	6	0	1	1	7
FLOYD	10	1	11	0	3	3	14
FRANKLIN	25	1	26	0	2	2	28
FULTON	4	0	4	0	1	1	5
GALLATIN	12	1	13	0	0	0	13
GARRARD	9	0	9	0	1	1	10
GRANT	12	0	12	0	2	2	14
GRAVES	14	0	14	0	3	3	17
GRAYSON	7	0	7	1	3	4	11
GREEN	4	0	4	0	0	0	4
GREENUP	15	1	16	0	3	3	19
HANCOCK	7	0	7	0	0	0	7
HARDIN	23	4	27	9	6	15	42
HARLAN	17	4	21	0	2	2	23
HARRISON	10	0	10	0	0	0	10
HART	8	1	9	1	3	4	13
HENDERSON	20	2	22	0	5	5	27

**SHERIFF'S DEPARTMENTS
2014**

COUNTY	FULL TIME LAW ENFORCEMENT OFFICERS			FULL TIME CIVILIAN EMPLOYEES			TOTAL EMPLOYEES
	MALE	FEMALE	TOTAL	MALE	FEMALE	TOTAL	
HENRY	5	0	5	0	1	1	6
HICKMAN	2	1	3	0	0	0	3
HOPKINS	18	0	18	0	7	7	25
JACKSON	3	0	3	0	0	0	3
JEFFERSON	183	20	203	18	30	48	251
JESSAMINE	24	1	25	2	6	8	33
JOHNSON	8	0	8	1	3	4	12
KENTON	21	2	23	8	6	14	37
KNOTT	6	0	6	1	2	3	9
KNOX	9	0	9	3	0	3	12
LARUE	5	0	5	0	1	1	6
LAUREL	27	0	27	7	6	13	40
LAWRENCE	6	0	6	4	2	6	12
LEE	2	0	2	0	1	1	3
LESLIE	9	0	9	0	0	0	9
LETCHER	6	0	6	4	2	6	12
LEWIS	5	0	5	1	2	3	8
LINCOLN	5	0	5	1	0	1	6
LIVINGSTON	7	0	7	2	0	2	9
LOGAN	17	1	18	6	0	6	24
LYON	4	0	4	0	1	1	5
MADISON	25	1	26	6	1	7	33
MAGOFFIN	5	1	6	2	3	5	11
MARION	6	0	6	0	3	3	9
MARSHALL	19	2	21	0	2	2	23
MARTIN	4	0	4	0	2	2	6
MASON	12	1	13	0	2	2	15
MCCRACKEN	34	4	38	1	5	6	44
MCCREARY	5	0	5	0	1	1	6
MCLEAN	8	0	8	13	0	13	21
MEADE	11	0	11	0	3	3	14
MENIFEE	12	2	14	0	0	0	14
MERCER	8	0	8	3	0	3	11
METCALFE	4	0	4	0	0	0	4
MONROE	3	0	3	0	1	1	4
MONTGOMERY	15	0	15	0	2	2	17
MORGAN	3	0	3	0	0	0	3
MUHLENBERG	14	0	14	1	2	3	17
NELSON	24	0	24	2	5	7	31
NICHOLAS	1	0	1	0	1	1	2
OHIO	14	0	14	2	11	13	27
OLDHAM	14	3	17	0	2	2	19
OWEN	5	0	5	0	2	2	7
OWSLEY	3	0	3	0	0	0	3
PENDLETON	6	0	6	0	1	1	7
PERRY	10	0	10	5	4	9	19
PIKE	9	0	9	9	2	11	20
POWELL	12	0	12	0	0	0	12
PULASKI	35	1	36	1	7	8	44
ROBERTSON	1	0	1	0	1	1	2
ROCKCASTLE	5	0	5	1	1	2	7

**SHERIFF'S DEPARTMENTS
2014**

COUNTY	FULL TIME LAW ENFORCEMENT OFFICERS			FULL TIME CIVILIAN EMPLOYEES			TOTAL EMPLOYEES
	MALE	FEMALE	TOTAL	MALE	FEMALE	TOTAL	
ROWAN	8	0	8	0	3	3	11
RUSSELL	9	1	10	0	2	2	12
SCOTT	31	1	32	0	2	2	34
SHELBY	20	2	22	0	2	2	24
SIMPSON	11	0	11	0	2	2	13
SPENCER	10	0	10	0	1	1	11
TAYLOR	9	0	9	0	3	3	12
TODD	4	0	4	1	0	1	5
TRIGG	5	1	6	0	3	3	9
TRIMBLE	2	0	2	0	0	0	2
UNION	8	1	9	0	1	1	10
WARREN	38	0	38	23	21	44	82
WASHINGTON	4	2	6	5	1	6	12
WAYNE	8	1	9	1	1	2	11
WEBSTER	7	0	7	0	2	2	9
WHITLEY	15	0	15	2	3	5	20
WOLFE	4	0	4	0	1	1	5
WOODFORD	8	2	10	3	3	6	16
TOTAL	1,624	95	1,719	204	321	525	2,244

**COUNTY POLICE DEPARTMENTS
2014**

COUNTY	FULL TIME LAW ENFORCEMENT OFFICERS			FULL TIME CIVILIAN EMPLOYEES			TOTAL EMPLOYEES
	MALE	FEMALE	TOTAL	MALE	FEMALE	TOTAL	
CAMPBELL	30	1	31	0	1	1	32
CLAY	1	0	1	0	0	0	1
JACKSON	4	0	4	0	0	0	4
KENTON	31	0	31	0	2	2	33
MUHLENBERG	1	0	1	0	0	0	1
OLDHAM	30	0	30	0	2	2	32
PERRY COUNTY PD	1	0	1	0	0	0	1
TOTAL	98	1	99	0	5	5	104

**DRUG TASK FORCES
2014**

AGENCY	FULL TIME LAW ENFORCEMENT OFFICERS			FULL TIME CIVILIAN EMPLOYEES			TOTAL EMPLOYEES
	MALE	FEMALE	TOTAL	MALE	FEMALE	TOTAL	
BARREN COUNTY DRUG TASK FORCE	1	0	1	0	1	1	2
CENTRAL KENTUCKY DRUG TASK FORCE	2	0	2	0	0	0	2
FIVCO F.A.D.E. DRUG TASK FORCE	8	0	8	0	1	1	9
LAKE CUMBERLAND DRUG TASK FORCE	3	0	3	0	1	1	4
UNLAWFUL NARC INVEST TREAT EDUCUCATION	8	1	9	0	1	1	10
GREATER HARDIN COUNTY NARC TASK FORCE	8	2	10	0	0	0	10
NORTHERN KENTUCKY NARC ENFORCEMENT	2	0	2	0	1	1	3
PENNYRILE NARCOTICS TASK FORCE	6	3	9	0	0	0	9
WARREN COUNTY DRUG TASK FORCE	1	0	1	0	1	1	2
SOUTH CENTRAL DRUG TASK FORCE	7	0	7	1	0	1	8
TOTAL	46	6	52	1	6	7	59

**OTHER LAW ENFORCEMENT AGENCIES
2014**

AGENCY	FULL TIME LAW ENFORCEMENT OFFICERS			FULL TIME CIVILIAN EMPLOYEES			TOTAL EMPLOYEES
	MALE	FEMALE	TOTAL	MALE	FEMALE	TOTAL	
BLUEGRASS AIRPORT	19	0	19	6	3	9	28
CINCINNATI- NOTHERN KENTUCKY AIRPORT	46	3	49	10	6	16	65
LOUISVILLE AIRPORT POLICE	40	1	41	1	3	4	45
TOTAL	105	4	109	17	12	29	138

COLLEGES / SCHOOLS / UNIVERSITIES

2014

AGENCY	FULL TIME LAW ENFORCEMENT OFFICERS			FULL TIME CIVILIAN EMPLOYEES			TOTAL EMPLOYEES
	MALE	FEMALE	TOTAL	MALE	FEMALE	TOTAL	
CLARK CO. SHOOOLS	2	0	2	0	0	0	2
GRAVES CO. SCHOOLS	1	0	1	0	0	0	1
EASTERN KY UNIV.	20	4	24	2	6	8	32
FAYETTE CO. SCHOOLS (DEPT OF LAW ENFORCEMENT)	21	7	28	1	3	4	32
JEFFERSON CO. SCHOOLS	17	2	19	6	4	10	29
KENTUCKY STATE UNIV.	6	4	10	1	2	3	13
MCCRACKEN CO. PUBLIC SCHOOLS	8	0	8	0	0	0	8
MONTGOMERY CO. SCHOOLS	3	0	3	0	0	0	3
MORGAN CO BOARD OF EDUCATION	1	0	1	0	0	0	1
MCCLEAN CO. SCHOOLS	1	0	1	0	0	0	1
NICHOLAS CO. SCHOOLS	2	0	2	0	0	0	2
MOREHEAD STATE UNIV.	13	2	15	5	5	10	25
MURRAY STATE UNIV.	13	1	14	3	7	10	24
NORTHERN KY UNIV.	14	1	15	3	2	5	20
UNIV. OF KENTUCKY	47	7	54	69	34	103	157
UNIV. OF LOUISVILLE	41	4	45	5	5	10	55
WESTERN KY UNIV.	27	0	27	2	8	10	37
TOTAL	237	32	269	97	76	173	442

STATE AGENCIES

2014

AGENCY	FULL TIME LAW ENFORCEMENT OFFICERS			FULL TIME CIVILIAN EMPLOYEES			TOTAL EMPLOYEES
	MALE	FEMALE	TOTAL	MALE	FEMALE	TOTAL	
ABC	24	1	25	10	22	32	57
ABC-LOUISVILLE	7	1	8	2	4	6	14
KY DEPT OF AGRICULTURE	4	0	4	0	0	0	4
KY DEPT OF INSURANCE FRAUD	8	2	10	2	3	5	15
FISH & WILDLIFE	138	2	140	5	4	9	149
KY HORSE PARK	7	1	8	0	0	0	8
KY STATE POLICE	1,067	24	1,091	368	389	757	1,848
OFFICE OF ATTORNEY GENERAL	35	6	41	0	1	1	42
PARK RANGERS	46	1	47	0	1	1	48
OFFICE OF CHARITABLE GAMING	4	2	6	0	1	1	7
TOTAL	1,340	40	1,380	387	425	812	2,192

TOTAL OF ALL AGENCIES	7,785	546	8,331	962	1,411	2,373	10,704
------------------------------	--------------	------------	--------------	------------	--------------	--------------	---------------




LEOKA
Law Enforcement
Officers Killed
or Assaulted

LAW ENFORCEMENT OFFICERS ASSAULTED

A total of 890 police officers were reported to be assaulted in Kentucky during 2014. The chart below shows the type of officer activity being performed, type of weapon used in the assault, and type of officer assignment.

Out of the total number of officers assaulted, 357 received personal injury. This number represents 40% of the total number of officers assaulted.

TYPE OF ACTIVITY	TOTAL ASSAULT BY WEAPON	TYPE OF WEAPON				TYPE OF ASSIGNMENT							
		FIRE-ARM	KNIFE OR OTHER CUTTING INSTRUMENT	OTHER DANGEROUS WEAPONS	HANDS, FISTS, FEET, ETC.	TWO-OFFICER VEHICLE	ONE-OFFICER VEHICLE		DETECTIVE OR SPECIAL ASSIGNMENT		OTHER		
							ALONE	ASSIS- TED	ALONE	ASSIS- TED	ALONE	ASSIS- TED	NOT INDICA- TED
Ambush, no warning	1	0	0	1	0	1	0	0	0	0	0	0	0
Attempting other arrests	196	34	3	21	138	10	85	72	1	6	10	6	6
Burglaries in progress or pursuing burglary suspects	14	7	0	0	7	2	8	2	0	2	0	0	0
Civil disorder (Riot, mass disobedience)	5	0	0	1	4	0	2	2	0	0	1	0	0
Handling, transporting, custody of prisoners	92	2	1	11	78	5	49	24	1	0	1	3	9
Investigating suspicious persons or circumstances	95	4	1	18	72	7	54	25	0	1	5	1	2
Mentally deranged	24	0	0	6	18	4	8	10	0	1	0	1	0
Responding to "Disturbance" calls (Family quarrels, man with gun, etc.)	195	7	3	28	157	8	99	77	1	0	2	1	7
Robberies in progress or pursuing robbery suspects	4	1	0	1	2	0	4	0	0	0	0	0	0
Traffic pursuits and stops	78	5	0	35	38	5	59	11	0	0	1	0	2
All other	186	4	2	52	128	12	68	18	2	0	12	6	68
TOTAL	890	64	10	174	642	53	437	241	5	10	32	18	94



SUMMARY AGENCIES

Summary Agency

This is an agency that has not met the FBI NIBRS certification. These agencies submit their statistical crime data in a summarized format to the Kentucky State Police as Part I and Part II crimes. Part I offenses are the most serious crimes as determined by the FBI (See glossary for a detailed list). Part II crimes are considered less severe (See glossary for a detailed list).

NIBRS Agency (National Incident Based Reporting System)

This is an agency that has met FBI and state certification requirements for NIBRS data submissions. This incident based reporting is submitted as Group A and Group B crimes as defined by the FBI. Group A offenses are the most serious crimes as determined by the FBI (See glossary for a detailed list). Group B crimes are considered less severe (See glossary for a detailed list).

**2014
SUMMARY AGENCIES**

Part I Offenses	Louisville Metro Police Department	
By Category	Offenses	
	Reported	Cleared
Aggravated Assault	7,575	4,680
Arson	451	61
Auto Theft	1,777	421
Burglary	4,722	990
Criminal Homicide	41	33
Forcible Rape	151	125
Larceny - Theft (Except motor vehicle theft)	15,109	4,815
Robbery	1,134	432
Total	30,960	11,557

Part II Arrests	Louisville Metro Police Department	
Curfew & Loitering Laws	0	
Disorderly Conduct	591	
Driving Under Influence	1,725	
Drunkenness	1,754	
Embezzlement	0	
Forgery & Counterfeiting	248	
Fraud	336	
Gambling	4	
Liquor Laws	89	
Manslaughter by Negligence	1	
Narcotic Drug Laws	5,915	
Offenses Against Family	372	
Other Assaults	2,119	
Prostitution & Commercialized Vice	150	
Runaways	1	
Sex Offenses (Except Forcible Rape & Prostitution)	3	
Stolen Property: Buying, Receiving, Possession	754	
Vandalism	300	
Weapons: Carrying, Possession, etc.	498	
All Other Offenses (Except Traffic)	2,525	
Total	17,385	

*The data shown on this page represent offense and arrest numbers that were submitted in Summary format. Louisville Metro Police Department was a Summary agency for a portion of 2014 before switching to a NIBRS format. Data for NIBRS submissions can be found in the NIBRS section of this publication.



ELECTRONIC FINGERPRINTS

Fingerprint Submissions by Facility

KRS 441.046 mandates that persons in adult or juvenile detention facilities be fingerprinted. KAR 14:010 further defines the responsibility of the Kentucky State Police Automated Fingerprint Identification Section (AFIS) to maintain and store all fingerprint submissions.

When a person is arrested in the state of Kentucky, fingerprint data is captured to populate the individual's criminal history. Within seconds of using a LiveScan machine to submit a set of fingerprints, the person's identity/alias is confirmed and their criminal arrest information is added to any previous record. Their fingerprints are searched against the state wide "Unsolved Cases" latent file, the FBI's federal unsolved latent file, warrants from other states, and the federal criminal database. It is absolutely crucial to submit the best quality fingerprints possible accompanied by arrest data that is accurate. If an arrested individual goes without being fingerprinted or the submitted fingerprints are of poor quality, the arrest will never be added to their criminal record.

The list below shows the number of fingerprints submitted to the Kentucky State Police in 2014 and the facilities that submitted them.

Location	Fingerprinted
Adair County Jail	517
Adair Youth Development Center	224
Allen County Detention Center	441
Ballard County Jail	176
Barren County Correction Center	1,237
Bell County Jail	411
Big Sandy Reg. Detention Center	1,286
Boone County Jail	5,258
Bourbon County Detention Center	51
Bowman Field Exam Station	1,163
Boyd County Detention Center	1,966
Boyd Juvenile Detention Center	163
Boyle County Detention Center	2,084
Breathitt Juvenile Detention	211
Breckinridge County Jail	115
Bullitt County Jail	1,590
Bullitt County Public Schools	446
Butler County Jail	444
Caldwell County Detention Center	647
Calloway County Detention Center	1,013
Campbell County Detention Center	6,450
Campbell Regional Juvenile	148
Carroll County Detention Center	1,097
Carter County Jail	105
Casey County Detention Center	812
CHFS Ashland	228
CHFS Berea	159
CHFS Bowling Green	447
CHFS Elizabethtown	352
CHFS Flemingsburg	223
CHFS Georgetown	188

Location	Fingerprinted
Hopkins County Exam Station	349
Jackson County Jail	11
Jefferson Co Board of Education	3,329
Jefferson Co Board of Education	1,419
Jefferson County Youth Center	991
Jessamine County Detention Center	2,366
Johnson County Exam Station	509
Kenton County Board of Education	586
Kenton County Jail	7,537
Kentucky Corr Institute for Women	521
Kentucky River Regional Jail	1,256
Kentucky State Penitentiary	9
Kentucky State Police (office)	61
Kentucky State Police (office)	874
Kentucky State Police (office)	8
Kentucky State Reformatory	365
Knox County Jail	35
LaRue County Detention Center	244
Laurel County Detention Center	4,390
Laurel County Exam Station	396
Lee Adjustment Center	0
Leslie County Jail	14
Letcher County Jail	45
Lewis County Jail	91
Lexington Exam Station	573
Lincoln County Jail	2,194
Lincoln Village Youth Development	298
Little Sandy Correctional Complex	130
Logan County Jail	1,261
Louisville Metro Corrections (Civil)	2,113
Louisville Metro Corrections-1	798

Fingerprint Submissions by Facility

Location	Fingerprinted	Location	Fingerprinted
CHFS Hopkinsville	149	Louisville Metro Corrections-2	32,643
CHFS Lexington	650	Louisville Metro Police Dept	188
CHFS London	238	Luther Lockett Correctional Complex	90
CHFS Louisville (1)	469	Madison County Detention Center	4,236
CHFS Louisville (2)	497	Marion County Detention Center	1,218
CHFS Mayfield	237	Marshall County Detention Center	532
CHFS Newport	367	Mason County Detention Center	770
CHFS Owensboro	182	McCracken County Exam Station	283
CHFS Paintsville	268	McCracken County Regional Jail	3,589
CHFS Shelbyville	163	McCracken Juvenile Detention Center	467
CHFS Somerset	363	McCreary County Jail	0
CHFS Whitesburg	177	Meade County Jail	504
Christian County Jail	4,544	Monroe County Correctional Center	406
Clark County Detention Center	1,375	Montgomery County Regional Jail	699
Clay County Detention Center	621	Muhlenberg Co Board of Education	111
Clinton County Jail	659	Muhlenberg County Jail	985
Corbin Police Department	0	Nelson County Jail	1,712
Crittenden County Jail	257	Newport City Jail	0
Daviess County Detention Center	0	Northpoint Training Center	1
Daviess County Detention Center-2	5,851	Ohio County Jail	206
Dept. of Criminal Justice Training	0	Oldham County Board of Education	427
Diocese of Northern Kentucky	107	Oldham County Detention Center	370
Eastern Kentucky Corr Complex	105	Pike County Detention Center	903
Erlanger Exam Station	387	Powell County Jail	431
Estill County Jail	46	Pulaski County Detention Center	300
Fayette County Board of Education	10	Rhoderer Correctional Complex	4,324
Fayette County Board of Education	1,394	Rockcastle County Detention Center	259
Fayette County Detention Center	0	Rowan County Detention Center	1,404
Fayette County Detention Center	16,090	Russell County Detention Center	625
Fayette County Juvenile Detention	380	Scott County Detention Center	2,366
Floyd County Detention Center	28	Shelby County Detention Center	1,621
Franklin County Detention Center	2,361	Simpson County Detention Center	851
Fulton County Detention Center	555	Taylor County Jail	345
Grant County Detention Center	691	Three Forks Regional Detention Center	530
Graves County Detention Center	1,200	Todd County Jail	526
Grayson County Jail	171	Union County Board of Education	109
Green River Correctional Complex	110	Union County Jail	709
Greenup County Detention Center	328	Warren County Board of Education	638
Hardin County Board of Education	557	Warren County Detention Center	6,908
Hardin County Detention Center	4,760	Warren County Exam Station	407
Harlan Co Detention Center	442	Warren County Regional Juvenile	276
Harrodsburg Police Dept	19	Wayne County Jail	72
Hart County Jail	650	Webster County Board of Education	56
Henderson County Board of Education	232	Webster County Detention Center	273
Henderson County Detention Center	3,377	Western Kentucky Corr Complex	0
Hickman County Jail	13	Whitley County Jail	1,476
Hopkins County Board of Education	249	Woodford County Detention Center	1,101
Hopkins County Detention Center	3,637		
Total:		193,338	



GLOSSARY

GLOSSARY

The following language may be found throughout this publication and should be interpreted as defined below:

All Other Agencies: Other law enforcement personnel that submitted data in a county or jurisdiction.

All Other Offenses (Group-B Crimes): All crimes that are not Group “A” offenses and not included in one of the specifically named Group “B” crime categories.

Arson: To unlawfully and intentionally damage or attempt to damage any real or personal property by fire or incendiary device.

Assault Offenses: An unlawful attack by one person upon another.

Bad Checks: Knowingly and intentionally writing and/or negotiating checks drawn against insufficient or nonexistent funds.

Bribery: The offering, giving, receiving, or soliciting of anything of value (i.e., a bribe, gratuity, or kickback) to sway the judgment or action of a person in a position of trust or influence.

Burglary / Breaking and Entering: The unlawful entry into a building or other structure with the intent to commit a felony or a theft.

Cleared by Arrest: Offense reports in NIBRS may be closed by an agency, but not necessarily cleared. For federal reporting purposes, agencies can only clear a case by the following: (1) Cleared by an Arrest, or (2) Exceptionally Cleared due to Death of Offender, Prosecution Declined, In Custody of Other Jurisdiction, Victim Refused to Cooperate, or Juvenile/No Custody.

Counterfeiting / Forgery: The altering, copying, or imitation of something, without authority or right, with the intent to deceive or defraud by passing the copy or thing altered or imitated as that which is original or genuine or the selling, buying, or possession of an altered, copied, or imitated thing with the intent to deceive or defraud.

Curfew/Loitering/Vagrancy Violations: The violation of a court order, regulation, ordinance, or law requiring the withdrawal of persons from the streets or other specified areas; prohibiting persons from remaining in an area or place in an idle or aimless manner; or prohibiting persons from going from place to place without visible means of support.

Day: Concerning criminal activity, the term “Day” is considered to be between the hours of 6:00am and 6:00pm.

Destruction / Damage / Vandalism of Property: To willfully or maliciously destroy, damage, deface, or otherwise injure real or personal property without the consent of the owner or the person having custody or control of it.

Disorderly Conduct: Any behavior that tends to disturb the public peace or decorum, scandalize the community, or shock the public sense of morality.

Driving Under the Influence: Driving or operating a motor vehicle or common carrier while mentally or physically impaired as the result of consuming an alcoholic beverage or using a drug or narcotic.

Drug / Narcotic Offenses: The violation of laws prohibiting the production, distribution, and/or use of certain controlled substances and the equipment or devices utilized in their preparation and/or use.

Drunkenness: To drink alcoholic beverages to the extent that one's mental faculties and physical coordination are substantially impaired.

Embezzlement: The unlawful misappropriation by an offender to his/her own use or purpose of money, property, or some other thing of value entrusted to his/her care, custody, or control.

Extortion / Blackmail: To unlawfully obtain money, property, or any other thing of value, either tangible or intangible, through the use or threat of force, misuse of authority, threat of criminal prosecution, threat of destruction of reputation or social standing, or through other coercive means.

Family Offenses, Nonviolent: Unlawful, nonviolent acts by a family member (or legal guardian) that threaten the physical, mental, or economic well-being or morals of another family member and that are not classifiable as other offenses, such as Assault, Incest, Statutory Rape, etc.

Fraud Offenses: The intentional perversion of the truth for the purpose of inducing another person or other entity in reliance upon it to part with something of value or to surrender a legal right.

Gambling Offenses: To unlawfully bet or wager money or something else of value; assist, promote, or operate a game of chance for money or some other stake; possess or transmit wagering information; manufacture, sell, purchase, possess, or transport gambling equipment, devices, or goods; or tamper with the outcome of a sporting event or contest to gain a gambling advantage.

Group–A Crimes: The offenses in this group fall within NIBRS format and consist of twenty-two categories that are considered to be more serious crimes:

- Arson, Assault Offenses, Bribery, Burglary/Braking and Entering, Counterfeiting/Forgery, Destruction/Damage/Vandalism of Property, Drug/Narcotic Offenses, Embezzlement, Extortion/Blackmail, Fraud Offenses, Gambling Offenses, Homicide Offenses, Kidnapping/Abduction, Larceny/Theft Offenses, Motor Vehicle Theft, Pornography/Obscene Material, Prostitution Offenses, Robbery, Sex Offenses – Forcible, Sex Offenses – NonForcible, Stolen Property Offenses (Receiving, etc.), and Weapon Law Violations.

*Many of the definitions within this glossary were acquired from the U.S. Department of Justice publication: August 2000 National Incident Based Reporting System – Volume 1

Group–B Crimes: The offenses in this group fall within NIBRS format and consist of eleven categories that are considered to be less severe crimes:

- Bad Checks, Curfew/Loitering/Vagrancy Violations, Disorderly Conduct, Driving Under the Influence, Drunkenness, Family Offenses–Nonviolent, Liquor Law Violations, Peeping Tom, Runaway, Trespass of Real Property, and All Other Offenses.

Homicide Offenses: The killing of one human being by another.

In NIBRS, law enforcement agencies collect detailed data regarding individual crime incidents and arrests and submit them in separate reports using prescribed data elements and data values to describe each incident and arrest. Therefore, NIBRS involves incident-based reporting.

Jurisdiction: Jurisdiction means any particular area in which an agency works.

Kidnapping / Abduction: The unlawful seizure, transportation, and/or detention of a person against his/her will or of a minor without the consent of his/her custodial parent(s) or legal guardian.

Larceny / Theft Offenses: The unlawful taking, carrying, leading, or riding away of property from the possession or constructive possession of another person.

Liquor Law Violations: The violation of laws or ordinances prohibiting the manufacture, sale, purchase, transportation, possession, or use of alcoholic beverages.

Motor Vehicle Theft: The theft of a motor vehicle.

NIBRS Agencies: National Incident Based Reporting agencies – These agencies have met the FBI requirements for NIBRS based crime data submission. This is based on Group A and Group B crimes as defined by the FBI. These agencies send their information in electronic format to the Kentucky State Police.

Night: Concerning criminal activity, the term “Night” is considered to be between the hours of 6:00pm and 6:00am.

Part I Crimes: The offenses in this group fall within Summary format and consist of eight categories that are considered to be more serious crimes:

- Aggravated Assault, Arson, Auto Theft, Burglary, Forcible Rape, Larceny–Theft (Except Auto), Murder, and Robbery.

Part II Crimes: The offenses in this group fall within Summary format and consist of twenty categories that are considered to be less severe crimes:

- Curfew & Loitering Laws, Disorderly Conduct, Driving Under Influence, Drunkenness, Embezzlement, Forgery & Counterfeiting, Fraud, Gambling, Liquor Laws, Manslaughter by Negligence, Narcotic Drug Laws, Offenses Against Family, Other Assaults, Prostitution & Commercialized Vice, Runaways, Sex Offenses (Except Forcible Rape & Prostitution), Possession, Vandalism, Weapons–Carrying, Possession, etc., and All Other Offenses (Except Traffic).

*Many of the definitions within this glossary were acquired from the U.S. Department of Justice publication: August 2000 National Incident Based Reporting System – Volume 1

Peeping Tom: To secretly look through a window, doorway, keyhole, or other aperture for the purpose of voyeurism.

Pornography / Obscene Material: The violation of laws or ordinances prohibiting the manufacture, publishing, sale, purchase, or possession of sexually explicit material, e.g., literature or photographs.

Prostitution Offenses: To unlawfully engage in or promote sexual activities for profit.

Robbery: The taking or attempting to take anything of value under confrontational circumstances from the control, custody, or care of another person by force or threat of force or violence and/or by putting the victim in fear of immediate harm.

Runaway: A person under 18 years of age who has left home without the permission of his/her parent(s) or legal guardian.

Sex Offenses – Forcible: Any sexual act directed against another person, forcibly and/or against that person's will or not forcibly or against the person's will in instances where the victim is incapable of giving consent.

Sex Offenses – Non-Forcible: Unlawful, non-forcible sexual intercourse.

Stolen Property Offenses (Receiving, etc.): Receiving, buying, selling, possessing, concealing, or transporting any property with the knowledge that it has been unlawfully taken, as by Burglary, Embezzlement, Fraud, Larceny, Robbery, etc.

Summary Agencies: Agencies that have not met the FBI NIBRS certification. These agencies submit their statistical crime data to the Kentucky State Police as Part I and Part II crimes.

Weapon Law Violations: The violation of laws or ordinances prohibiting the manufacture, sale, purchase, transportation, possession, concealment, or use of firearms, cutting instruments, explosives, incendiary devices, or other deadly weapons.