

2013



CRIME
IN
KENTUCKY



Steven L. Beshear
Governor

KENTUCKY STATE POLICE
919 VERSAILLES ROAD
FRANKFORT, KY 40601
Phone: (502) 695-6300
www.kentuckystatepolice.org

J. Michael Brown
Secretary

Rodney Brewer
Commissioner

Crime in Kentucky recipient:

Enclosed is your copy of *Crime in Kentucky – 2013*. This publication would not have been possible to produce without the continued cooperation of all Kentucky Law Enforcement Agencies.

Questions concerning this annual publication or statistics provided by your individual law enforcement agency should be directed to the Program Coordinator of the Kentucky State Police Uniform Crime Reporting section at 502-227-8700.

These statistics will also be available in the future on the Kentucky State Police website at www.kentuckystatepolice.org

Respectfully,

Captain Shane Bates

Commander

Criminal Identification & Records Branch

Enclosure

CRIME
IN
KENTUCKY

COMMONWEALTH OF KENTUCKY
2013 CRIME REPORT

STEVEN L. BESHEAR
GOVERNOR

RODNEY BREWER
COMMISSIONER
KENTUCKY STATE POLICE

TABLE OF CONTENTS

MESSAGE FROM THE GOVERNOR	vi
LETTER OF TRANSMITTAL, COMMISSIONER, KENTUCKY STATE POLICE	vii
DEDICATION	viii
KENTUCKY CRIME FACTS	xi
KENTUCKY'S UNIFORM CRIME REPORTING	1
KENTUCKY UNIFORM CRIME REPORTING SYSTEM	2
STATE OFFENSE DATA	3
OFFENSE DATA - COLLEGES AND UNIVERSITIES	4
CITIES OVER 10,000 IN POPULATION - GROUP A OFFENSES	5
TOTAL POPULATION BY COUNTY MAP	7
CLEARANCE RATES	8
ARSON	9
ASSAULT OFFENSES	11
BRIBERY	13
BURGLARY / BREAKING AND ENTERING	15
COUNTERFEITING / FORGERY	17
DESTRUCTION / DAMAGE / VANDALISM OF PROPERTY	19
DRUG / NARCOTIC OFFENSES	21
EMBEZZLEMENT	23
EXTORTION / BLACKMAIL	25
FRAUD OFFENSES	27
GAMBLING OFFENSES	29
HOMICIDE OFFENSES	31
KIDNAPPING / ABDUCTION	33
LARCENY / THEFT OFFENSES	35

TABLE OF CONTENTS

VALUE OF PROPERTY STOLEN / RECOVERED	36
MOTOR VEHICLE THEFT	38
PORNOGRAPHY / OBSCENE MATERIAL	40
PROSTITUTION	42
ROBBERY	44
SEX OFFENSES (FORCIBLE)	46
SEX OFFENSES (NON-FORCIBLE)	48
STOLEN PROPERTY	50
WEAPON LAW VIOLATIONS	52
OFFENSES BY COUNTY AND AGENCY - REPORTED AND CLEARED	54
PROGRAMS OF INTEREST	314
DOMESTIC VIOLENCE	315
HATE / BIAS CRIME	317
DRIVING UNDER THE INFLUENCE	320
DUI ARRESTS BY AGE, SEX, AND RACE	321
DUI CONVICTIONS BY COUNTY	325
STATE ARREST DATA	329
STATE ARREST DATA - GROUP A & B OFFENSES	330
2013 TOTAL ARRESTS BY AGE	331
2013 TOTAL ARRESTS BY SEX	332
2013 TOTAL ARRESTS BY RACE	333
TOTAL ARRESTS BY COUNTY - ADULT AND JUVENILE	334
GROUP-A ARRESTS BY COUNTY MAP	375
GROUP-B ARRESTS BY COUNTY MAP	376

TABLE OF CONTENTS

2013 DRUG ARRESTS	377
BY AREA DEVELOPMENT DISTRICT AND DRUG TYPE	378
BY COUNTY AND DRUG TYPE	379
DRUG LAW ARRESTS BY COUNTY MAP	382
METHAMPHETAMINE LAB RESPONSE GRAPH	383
METHAMPHETAMINE LABS BY COUNTY MAP	384
LAW ENFORCEMENT EMPLOYEES	385
MUNICIPAL POLICE DEPARTMENTS	386
SHERIFF'S DEPARTMENTS	391
COUNTY POLICE DEPARTMENTS	393
DRUG TASK FORCES	394
OTHER LAW ENFORCEMENT AGENCIES	394
COLLEGES/SCHOOLS/UNIVERSITIES & STATE AGENCIES	395
LAW ENFORCEMENT OFFICERS KILLED OR ASSAULTED	396
KENTUCKY SUMMARY AGENCIES	398
ELECTRONIC FINGERPRINTS	401
GLOSSARY	404



COMMONWEALTH OF KENTUCKY
OFFICE OF THE GOVERNOR

STEVEN L. BESHEAR
GOVERNOR

700 CAPITOL AVENUE
SUITE 100
FRANKFORT, KY 40601
(502) 564-2611
FAX: (502) 564-2517

My Fellow Kentuckians:

Crime affects the lives of all Kentuckians. This 2013 **Crime in Kentucky** report presents a statewide overview of serious crimes that have occurred within our Commonwealth.

As concerned citizens, we strive to make our state a safer place to live. I hope that the information contained in this report will aid in your awareness of the reality of crime and the necessity for developing effective strategies to combat criminal acts.



It is extremely important for all citizens of Kentucky to become actively involved in crime prevention. As Governor, I urge you to continue to support our law enforcement officials in their daily fight against crime.

Sincerely,

A handwritten signature in black ink that reads "Steven L. Beshear".

Steven L. Beshear



Steven L. Beshear
Governor

KENTUCKY STATE POLICE
919 Versailles Road
Frankfort, Kentucky 40601
www.kentuckystatepolice.org

J. Michael Brown
Secretary

Rodney Brewer
Commissioner

The Honorable Steven L. Beshear
Governor of Kentucky
The Capitol
Frankfort, Kentucky 40601

Dear Governor Beshear:

In accordance with Chapter 17 of the Kentucky Revised Statutes, I am pleased to submit to you and the citizens of Kentucky the 44th annual Crime in Kentucky Report.

It should be noted that these crime statistics could not have been accurately compiled without the dedication and cooperation of all law enforcement agencies throughout the Commonwealth.

The Kentucky State Police pledges its continued support to improving the quality, accuracy, and timeliness of Kentucky's Uniform Crime Reporting System.



Respectfully submitted,

Rodney Brewer
Commissioner

DEDICATION

This 2013 Crime in Kentucky Report is dedicated to:

Jason Ellis
Bardstown Police Department

and

Chad Shaw
McCracken County Sheriff's Department


**WHO PAID THE SUPREME SACRIFICE OF THEIR LIFE
ON BEHALF OF THE CITIZENS
OF THE COMMONWEALTH OF KENTUCKY**



Officer Jason Ellis

On May 25, 2013, Officer Jason Ellis lost his life when he was shot during an ambush while attempting to remove debris from the roadway.

Officer Jason Ellis started his law enforcement career in 2006 with the Bardstown Police Department. He was active in his community and quickly earned the respect of his peers. He was the K-9 officer for the police department and he served Bardstown with dignity and honor.



Deputy Chad Shaw

Deputy Chad D. Shaw was providing uniformed security at a private school in McCracken County when he unexpectedly collapsed and passed away in the school lobby.

Deputy Shaw began working for the McCracken County Sheriff's Office in June, 2004. Prior to his service with the McCracken County Sheriff's Office he worked at the Oak Grove Police Department, as well as the Calloway County Sheriff's Office.

Deputy Shaw was well versed in his position assignment of Patrol Deputy and often volunteered his services to the Community Christian Academy. He was extremely well thought of by the communities he served in McCracken County.

2013 KENTUCKY CRIME FACTS

- 204,733 serious crimes were committed in 2013.
- A serious crime was committed every 2 minutes and 34 seconds.
- Homicide offenses were committed every 35 hours and 54 minutes.
- Firearms were used in 54% of all homicides.
- Motor vehicle thefts were committed every 2 hours and 2 minutes.
- Forcible sex offenses were committed every 1 hour and 57 minutes.
- Robbery was committed every 4 hours and 30 minutes.
- 55% of violent crimes were solved.
- 1,031 police officers were assaulted.
- 24% of property crimes were solved.
- Property crimes outnumbered violent crimes by 3 to 1.
- There were 24,160 counts of DUI violations.
- There were 55,617 counts of drug violations.
- Arrests for crimes in 2013 totaled 365,595 counts.



**KENTUCKY'S
UNIFORM
CRIME
REPORTING
SYSTEM**

KENTUCKY'S UNIFORM CRIME REPORTING SYSTEM

Prior to July 1, 1987, Kentucky's Uniform Crime Reporting System was based on the accumulation of a monthly summary of criminal offenses and arrests by state and local law enforcement agencies. The data submitted was sufficient for broad analysis of general crime trends, however, it did not provide necessary tools for detailed studies required to meet the needs of criminal justice professionals, the law enforcement community, and Kentucky Legislators. **After July 1, 1987**, law enforcement agencies were required to submit "incident" information which differed from "summary" in that it provided full detail crime specifics. This marked the beginning of Kentucky's Incident Based Reporting System, which required the submission of either the Uniform Offense Report (UOR1) or the uniform data elements as contained in the statewide database. The state has been certified for National Incident Based Reporting System (NIBRS) reporting, which is already taking place in the majority of law enforcement agencies within Kentucky. As more agencies become technologically able to submit incident based information, our crime data will become more complete – thus greatly enhancing our query capabilities.

2011

Previous versions of the Crime in Kentucky publication have provided data in the format of Part I and Part II crimes. Definitions of Part I crimes were listed on individual offense pages and statistical information was provided in regard to the particular offense. In an effort to reflect the standards of reporting and information gathering that the FBI uses when compiling data, the Kentucky State Police repository has moved from a Part I and II crime reporting format to a Group-A and Group-B format. Any dramatic increases or decreases in numbers for this year compared to data provided prior to 2011 may be linked to this reason. It should be noted that summary agency data is not included in Group-A and Group-B format. There is a "Summary Agency" section located in the back of this publication for statistical purposes.

Group-A

Crimes consist of 22 categories and comprise the more serious offenses such as Homicide, Robbery, and Arson. Of these 22 Group-A categories, there are 46 subcategories that fall under them; this would include a breakdown of the serious offenses to describe the different types of crimes that fit into each category – As an example: Aggravated Assault, Simple Assault, and Intimidation all fall under the Assault Offense category. Impersonation, Welfare Fraud, and Wire Fraud would all fall under the Fraud Offense category.

Group-B

Crimes consist of the less severe offenses such as Bad Checks, Drunkenness, and Disorderly Conduct. This group contains 11 different categories, including **All Other Offenses** for those Group-B crimes that do not fall directly into a specified offense.

STATE OFFENSE DATA

Group-A Offenses Classification	Offenses Reported			
	2012	2013	Increase or Decrease	% of Total Offenses
Arson	488	436	-10.66%	0.21%
Assault Offenses	28,517	28,133	-1.35%	13.74%
Bribery	101	65	-35.64%	0.03%
Burglary/Breaking and Entering	22,356	19,422	-13.12%	9.49%
Counterfeiting/Forgery	7,545	6,980	-7.49%	3.41%
Destruction/Damage/Vandalism of Property	21,045	19,354	-8.04%	9.45%
Drug/Narcotic Offenses	38,724	40,614	4.88%	19.84%
Embezzlement	0	0	0.00%	0.00%
Extortion/Blackmail	28	30	7.14%	0.01%
Fraud Offenses	8,455	7,614	-9.95%	3.72%
Gambling Offenses	10	28	180.00%	0.01%
Homicide Offenses	277	244	-11.91%	0.12%
Kidnapping/Abduction	545	603	10.64%	0.29%
Larceny/Theft Offenses	62,799	60,442	-3.75%	29.52%
Motor Vehicle Theft	4,669	4,299	-7.92%	2.10%
Pornography/Obscene Material	3,702	3,735	0.89%	1.82%
Prostitution Offenses	234	222	-5.13%	0.11%
Robbery	2,149	1,944	-9.54%	0.95%
Sex Offenses (Forcible)	5,468	4,488	-17.92%	2.19%
Sex Offenses (Non-Forcible)	385	549	42.60%	0.27%
Stolen Property Offenses (Receiving, etc.)	3,401	3,348	-1.56%	1.64%
Weapon Law Violations	2,036	2,183	7.22%	1.07%
Total Group-A Offenses	212,934	204,733	-3.85%	100.00%

The total number of Group A crimes reported by law enforcement agencies in Kentucky during 2013 is shown in the chart above. These overall statistics reflect only offenses reported to or known by the police.

When making comparisons between years, the following should be taken into account: (1) Data is not inclusive of all offenses reported to the police; (2) Increases or decreases in the number of crimes reported can be attributed to a variety of factors, including methods of reporting and tabulating on the part of law enforcement agencies; (3) Differing levels of citizen awareness and their responsibility to report crimes have a direct impact on the number of reports received by police.

**OFFENSE DATA
COLLEGES AND UNIVERSITIES**

GROUP-A	Eastern KY University	KY State University	Morehead University	Murray St. University	Northern KY University	University of Kentucky	University of Louisville	Western KY University	Total
Arson	2	0	1	7	1	2	0	1	14
Assault Offenses	44	20	6	27	9	128	42	33	309
Bribery	2	0	0	0	1	0	0	0	3
Burglary / Breaking and Entering	38	10	18	14	7	48	23	39	197
Counterfeiting/Forgery	4	0	0	1	4	2	3	1	15
Destruction/Damage/Vandalism of Property	89	9	47	21	22	141	66	46	441
Drug/Narcotic Offenses	18	2	9	33	22	249	57	89	479
Embezzlement	0	0	0	0	0	0	0	0	0
Extortion/Blackmail	0	0	0	0	0	1	1	0	2
Fraud Offenses	12	3	2	3	8	30	8	3	69
Gambling Offenses	0	0	0	0	0	0	0	0	0
Homicide Offenses	0	0	0	0	0	0	0	0	0
Kidnapping/Abduction	4	1	0	0	0	0	0	0	5
Larceny/Theft Offenses	172	80	65	97	80	649	350	108	1,601
Motor Vehicle Theft	3	0	0	1	0	17	6	2	29
Pornography/Obscene Material	0	0	0	0	0	0	0	0	0
Prostitution Offenses	0	0	0	0	0	0	1	0	1
Robbery	0	1	1	1	0	4	10	2	19
Sex Offenses (Forcible)	4	0	0	4	1	5	1	2	17
Sex Offenses (Non-forcible)	0	0	0	0	0	0	0	0	0
Stolen Property Offenses (Receiving, etc.)	6	0	3	1	2	17	3	4	36
Weapon Law Violations	0	0	0	0	0	7	2	1	10
TOTAL GROUP-A OFFENSES	398	126	152	210	157	1,300	573	331	3,247

*The chart above shows Group-A offenses which were reported by college and university campuses with security/police departments.

KENTUCKY "CRIME INDEX" = 4,663.

The crime index, or rate, is used nationally and is derived from the following formula:

Population divided by 100,000 = X

Number of offenses divided by X = Crime Index

Kentucky's crime index for 2013 is based on the current estimated population of 4.39 million.

**A SERIOUS CRIME OCCURS IN
KENTUCKY EVERY
2 MINUTES AND 34 SECONDS**

Below, Group-A offenses are shown for those cities with over 10,000 in population.

** Some agencies within these cities submitted summary data for at least part of 2013 which is not included in the figures below.

CITIES	Arson	Assault Offenses	Bribery	Burglary / Breaking and Entering	Counterfeiting/Forgery	Destruction/Damage/Vandalism of Property	Drug/Narcotic Offenses	Embezzlement	Extortion/Blackmail	Fraud Offenses	Gambling Offenses	Homicide Offenses
Ashland	7	339	0	203	68	151	586	0	0	133	0	2
Bardstown	6	126	1	116	47	94	368	0	0	25	0	2
Berea	1	146	0	166	38	72	263	0	0	52	0	0
Bowling Green	3	1,102	3	655	334	1,007	1,009	0	1	289	2	5
Campbellsville	0	886	0	170	38	146	265	0	0	60	0	1
Covington	25	904	2	618	118	672	1,530	0	0	193	0	3
Danville	4	273	0	193	46	181	205	0	0	104	0	6
Elizabethtown	3	533	1	231	82	282	569	0	0	151	0	3
Erlanger	0	118	0	102	25	137	202	0	0	54	0	0
Florence	6	340	0	268	250	440	541	0	0	263	0	0
Fort Thomas	2	72	0	54	3	47	130	0	0	19	0	1
Frankfort	3	825	0	370	184	405	767	0	0	272	1	2
Georgetown	3	488	0	268	51	502	470	0	1	112	0	4
Glasgow	3	218	0	105	43	181	394	0	0	25	0	0
Henderson	1	668	1	196	96	393	397	0	0	65	0	0
Hopkinsville	4	583	3	411	126	399	864	0	1	108	0	7
Independence	0	180	1	88	16	65	168	0	0	50	0	0
Jeffersonton	0	78	0	195	15	120	35	0	0	43	0	1
Lawrenceburg	2	131	0	87	59	30	141	0	2	25	0	1
Lexington	51	4,069	4	2,677	579	4,248	3,921	0	6	1,447	9	22
Louisville	1	190	0	103	24	194	204	0	1	93	0	1
Lyndon	0	0	0	0	3	1	0	0	0	0	0	0
Madisonville	5	285	0	121	90	73	591	0	0	56	0	3
Mayfield	1	381	1	123	64	118	444	0	0	27	0	0
Mt. Washington	1	22	0	92	3	44	13	0	0	11	0	0
Murray	15	430	0	166	11	179	502	0	0	69	0	2
Newport	5	212	0	229	99	313	473	0	0	76	0	2
Nicholasville	2	343	0	393	217	221	458	0	0	110	0	7
Owensboro	10	1,168	0	495	114	835	1,568	0	0	88	0	1
Paducah	8	1,081	4	251	205	501	1,440	0	0	182	0	2
Radcliff	3	319	0	154	32	64	453	0	0	78	0	5
Richmond	10	737	2	564	278	579	1,133	0	0	245	0	5
Shelbyville	4	272	1	185	106	213	211	0	0	97	1	0
Shepherdsville	1	269	1	184	21	173	329	0	0	90	0	0
Shively	1	207	0	174	67	225	41	0	0	53	0	3
Somerset	2	149	0	186	65	86	911	0	0	55	1	1
St. Matthews	0	121	1	131	23	81	95	0	1	58	0	0
Winchester	6	232	0	271	41	212	300	0	0	62	3	1
Total	199	18,497	26	10,995	3,681	13,684	21,991	0	13	4,940	17	93

CONTINUED

Group-A offenses are shown for those cities with over 10,000 in population.

** Some agencies within these cities submitted summary data for at least part of 2013 which is not included in the figures below.

CITIES	Kidnapping/Abduction	Larceny/Theft Offenses	Motor Vehicle Theft	Pornography/Obscene Material	Prostitution Offenses	Robbery	Sex Offenses, Forcible	Sex Offenses, Nonforcible	Stolen Property Offenses (Receiving, etc.)	Weapon Law Violations	Total
Ashland	8	1,010	40	62	22	16	60	1	96	28	2,832
Bardstown	5	337	16	2	0	5	6	8	12	12	1,188
Berea	6	373	18	5	0	7	14	0	19	14	1,194
Bowling Green	25	3,137	170	157	8	91	156	30	112	49	8,345
Campbellsville	2	341	14	1	0	18	58	3	22	22	2,047
Covington	31	1,269	162	7	63	133	99	4	162	62	6,057
Danville	7	511	24	4	0	14	15	1	41	8	1,637
Elizabethtown	10	1,057	33	8	1	10	37	7	72	45	3,135
Erlanger	4	465	30	39	0	8	23	3	14	4	1,228
Florence	5	1,861	115	7	0	47	96	27	131	10	4,407
Fort Thomas	1	148	11	11	0	4	7	0	10	4	524
Frankfort	7	1,333	80	1	0	40	76	9	44	29	4,448
Georgetown	8	1,185	45	2	0	45	29	2	40	27	3,282
Glasgow	4	362	23	20	0	4	19	4	25	8	1,438
Henderson	19	1,019	65	1,086	0	31	29	6	48	32	4,152
Hopkinsville	17	1,134	55	51	0	34	74	5	51	95	4,022
Independence	2	173	17	3	0	5	28	4	9	4	813
Jeffersonton	2	488	45	0	0	21	13	0	20	1	1,077
Lawrenceburg	1	145	12	0	0	2	12	3	13	10	676
Lexington	91	11,174	910	500	96	510	315	28	320	238	31,215
Louisville	2	1,053	66	5	1	39	5	0	23	23	2,028
Lyndon	0	5	0	0	0	0	0	0	1	0	10
Madisonville	8	407	28	5	0	11	24	2	32	42	1,783
Mayfield	5	314	19	5	1	8	39	28	28	32	1,638
Mt. Washington	0	141	6	1	0	1	8	1	1	1	346
Murray	7	701	24	2	0	9	41	11	82	23	2,274
Newport	1	834	57	0	2	37	32	0	79	12	2,463
Nicholasville	4	1,106	59	9	0	41	36	6	103	12	3,127
Owensboro	13	2,125	126	1,187	3	56	126	6	26	27	7,974
Paducah	9	1,579	78	18	2	36	91	4	51	72	5,614
Radcliff	7	530	23	2	2	12	42	5	18	37	1,786
Richmond	27	1,802	88	9	0	54	41	5	123	34	5,736
Shelbyville	2	557	34	4	0	24	38	4	19	14	1,786
Shepherdsville	10	506	51	23	1	9	57	0	12	13	1,750
Shively	9	433	81	1	0	67	215	0	19	6	1,602
Somerset	2	693	33	2	0	13	30	4	18	12	2,263
St. Matthews	4	509	10	0	0	16	8	1	15	1	1,075
Winchester	1	956	47	6	2	18	19	0	5	17	2,199
Total	366	41,773	2,715	3,245	204	1,496	2,018	222	1,916	1,080	129,171

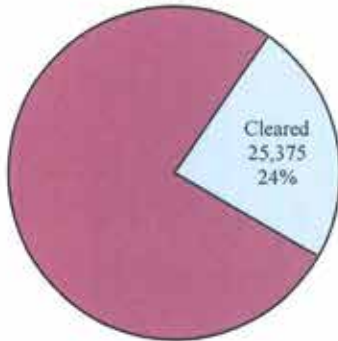
CLEARANCE RATES

Clearance rates are the percentages of cases cleared (through arrest or exceptional means) when compared with the total number of offenses reported to or known by the police. As shown in the chart, clearance rates for property crimes are traditionally low. With the exception of robbery, clearance rates for violent crimes are high. High clearance rates for murder, rape, and assault are attributable to the fact that the perpetrator is known, recognizable, or in some way usually associated with the victim. Low clearance rates for property crimes can be attributed to the difficulty of the victim identifying the perpetrator.

The pie charts below depict the relative clearance rates of property versus violent Group A crimes.

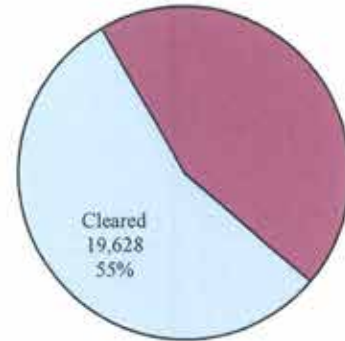
Property Crimes Outnumbered Violent Crimes 3.0 to 1

PROPERTY CRIMES
Arson, Burglary, Destruction of Property, Larceny, Motor Vehicle Theft, Stolen Property
TOTAL OFFENSES
107,301



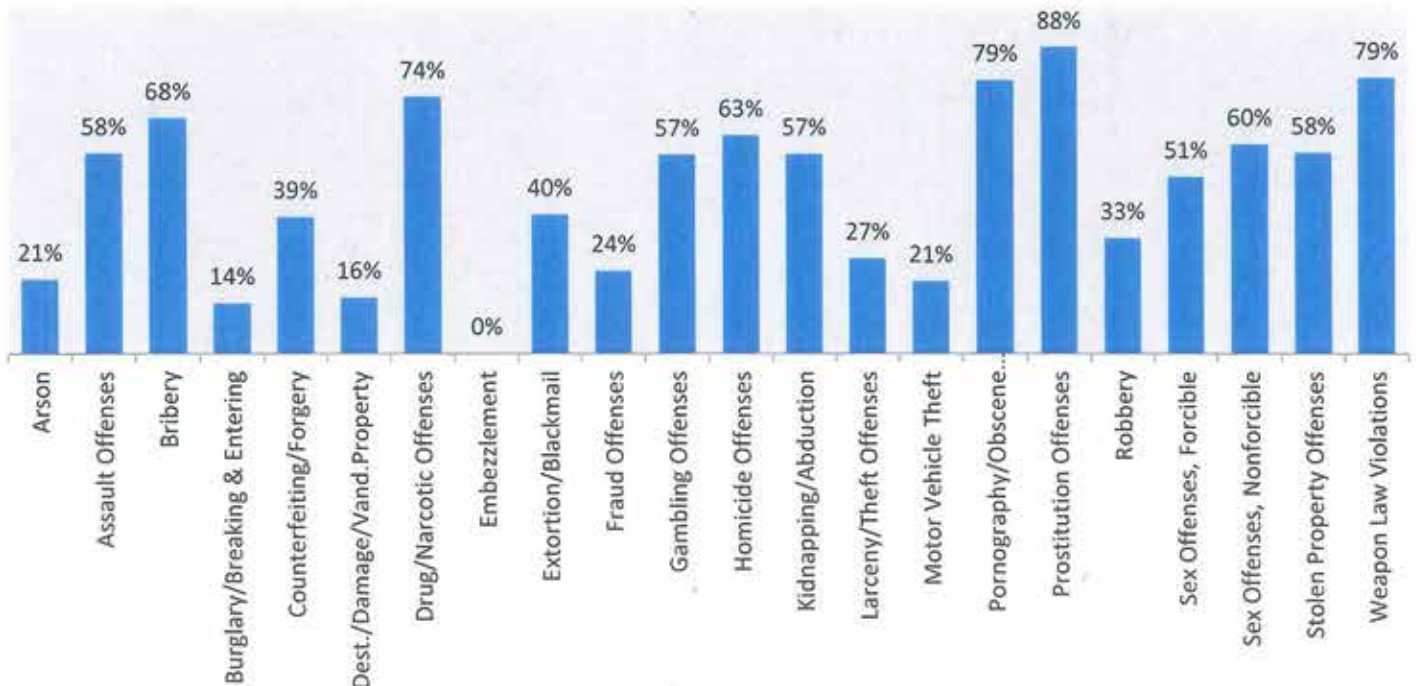
VS.

VIOLENT CRIMES
Assault, Homicide, Kidnapping/Abduction, Robbery, Sex Offenses (Forcible)
TOTAL OFFENSES
35,412



The graph below depicts relative clearance rates for each of the 22 Group-A crimes.

CLEARANCE RATES (%)



*Note: Offense numbers for agencies that submitted data via their own Incident Based Reporting System are included in the total number of offenses, but are not included in the clearance rate.

ARSON

DEFINITION

Arson includes any willful or malicious burning or attempt to burn (with or without intent to defraud) a residence, public building, motor vehicle or aircraft, personal property of another, etc. Only fires determined to have been willfully or maliciously set are classified as arson.

NUMBER OF ARSONS	CLEARED	CLEARANCE RATE
436	93	21%

The chart below shows the number of arsons by property classification, and the estimated value of property damage or destruction.

ARSON WAS COMMITTED EVERY 20 HOURS AND 25 MINUTES

PROPERTY CLASSIFICATION	NUMBER OF PROPERTIES DAMAGED	ESTIMATED VALUE OF PROPERTY DAMAGED
Single Occupancy Residential (Houses, Townhouses, Duplexes, etc.)	129	\$ 4,504,706.84
Other Residential (Apartments, Flats, Hotels, Motels, Dorms, etc.)	54	\$ 1,725,789.00
Storage (Barns, Garages, Warehouses, etc.)	27	\$ 392,305.00
Other Commercial (Stores, Restaurants, Offices, etc.)	21	\$ 1,902,604.00
Community/Public (Churches, Jails, Schools, Colleges, Hospitals, etc.)	10	\$ 325,651.00
All Other Structures (Outbuildings, Monuments, Buildings under Construction, etc.)	17	\$ 280,606.00
TOTAL STRUCTURE	258	\$ 9,131,661.84
Motor Vehicles (Autos, Trucks, Buses, Motorcycles, etc.)	64	\$ 348,454.00
Other Mobile Property (Trailers, Recreational Vehicles, Airplanes, Boats, etc.)	4	\$ 17,001.00
TOTAL MOBILE	68	\$ 365,455.00
Alcohol	1	\$ 2,000.00
Building Materials	1	\$ 1.00
Household Goods, Consumable Goods, Merchandise, Clothes/Furs, etc.	24	\$ 212,646.00
Industrial/Manufacturing Tools and Equipment	1	\$ 25,000.00
Metals (Non-Precious)	1	\$ 50.00
Recordings-Audio/Visual	2	\$ 6,001.00
Vehicle Parts/Accessories	1	\$ 350.00
Other	50	\$ 7,233.07
TOTAL OTHER	81	\$ 253,281.07
GRAND TOTAL	407	\$ 9,750,397.91

* Definitions acquired from the U.S. Department of Justice publication: August 2000 National Incident Based Reporting System-Volume 1

*Note: Offense numbers for agencies that submitted data via their own Incident Based Reporting System are included in the total number of offenses, but are not included in the categorical breakdown nor the clearance rate.

ASSAULT

DEFINITION

An unlawful attack by one person upon another.

NUMBER OF ASSAULTS	CLEARED	CLEARANCE RATE
28,133	16,211	58%

ASSAULT WAS COMMITTED EVERY 18 MINUTES AND 40 SECONDS

BREAKDOWN	# OF OFFENSES	CLEARED	CLEARANCE RATE
AGGRAVATED ASSAULT	2,967	1,852	62%
SIMPLE ASSAULT	14,429	8,382	58%
INTIMIDATION	10,077	5,977	59%

Aggravated Assault is an unlawful attack by one person upon another wherein the offender uses a weapon or displays it in a threatening manner, or the victim suffers obvious severe or aggravated bodily injury involving apparent broken bones, loss of teeth, possible internal injury, severe laceration, or loss of consciousness.

WEAPONS USED IN AGGRAVATED ASSAULT		
WEAPON TYPE	NUMBER	% OF TOTAL
FIREARMS	277	9%
KNIVES	528	17%
PERSONAL WEAPONS	1,358	43%
OTHER WEAPONS	1,029	32%
TOTAL	3,192	100%

* Definitions acquired from the U.S. Department of Justice publication: August 2000 National Incident Based Reporting System-Volume 1

*Note: Offense numbers for agencies that submitted data via their own Incident Based Reporting System are included in the total number of offenses, but are not included in the categorical breakdown nor the clearance rate.

BRIBERY

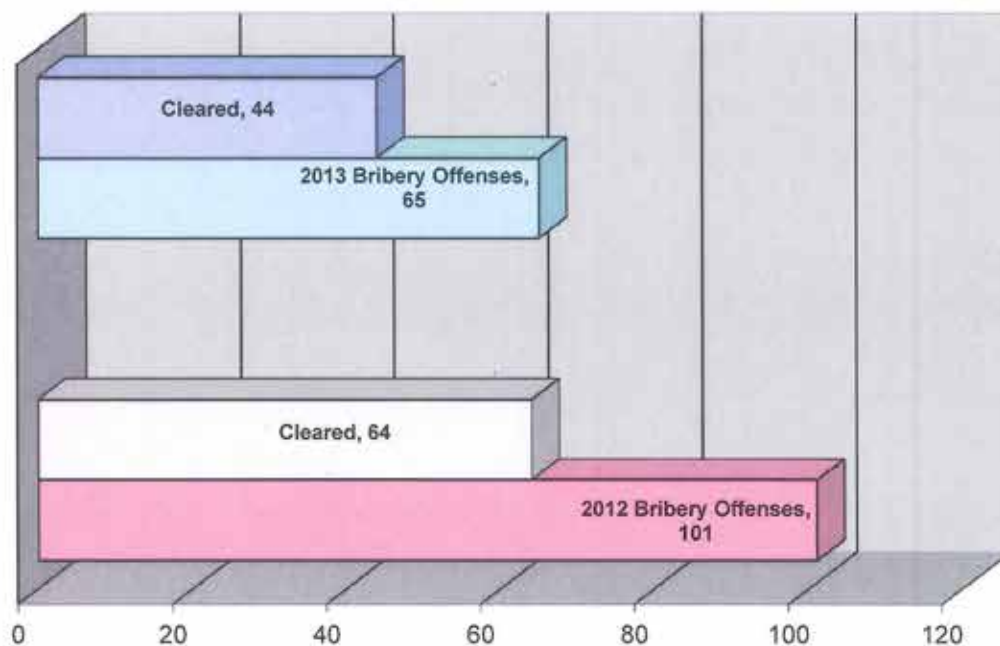
DEFINITION

The offering, giving, receiving, or soliciting of anything of value (i.e., a bribe, gratuity, or kickback) to sway the judgment or action of a person in a position of trust or influence.

NUMBER OF BRIBERY OFFENSES	CLEARED	CLEARANCE RATE
65	44	68%

BRIBERY WAS COMMITTED EVERY 5 DAYS

PREVIOUS YEAR COMPARISON



* Definitions acquired from the U.S. Department of Justice publication: August 2000 National Incident Based Reporting System-Volume 1

*Note: Offense numbers for agencies that submitted data via their own Incident Based Reporting System are included in the total number of offenses, but are not included in the clearance rate.

BURGLARY/ BREAKING AND ENTERING

DEFINITION

The unlawful entry into a building or other structure with the intent to commit a felony or a theft.

NUMBER OF BURGLARY/BREAKING AND ENTERING OFFENSES	CLEARED	CLEARANCE RATE
19,422	2,800	14%

**BURGLARY / BREAKING AND ENTERING WAS
COMMITTED EVERY 27 MINUTES AND 3 SECONDS**

THE COST OF BURGLARY

Burglary is a crime of opportunity and is most likely to occur when a home or business is not occupied. The burglaries have been separated into residential and non-residential categories. The totals listed below include both day and night occurrences, and the value of property losses reported.

CLASSIFICATION	NUMBER OF OFFENSES	PERCENT OF DISTRIBUTION	TOTAL VALUE	AVERAGE VALUE
- RESIDENTIAL -				
NIGHT	4,913	27%	\$ 10,465,365.60	\$ 2,130.14
DAY	8,691	47%	\$ 17,749,584.93	\$ 2,042.29
UNKNOWN	205	1%	\$ 559,452.52	\$ 2,729.04
SUBTOTAL	13,809	75%	\$ 28,774,403.05	\$ 2,083.74
- NON-RESIDENTIAL -				
NIGHT	2,499	14%	\$ 6,320,670.10	\$ 2,529.28
DAY	2,092	11%	\$ 4,337,493.54	\$ 2,073.37
UNKNOWN	86	0%	\$ 152,157.47	\$ 1,769.27
SUBTOTAL	4,677	25%	\$ 10,810,321.11	\$ 2,311.38
TOTAL	18,486	100%	\$ 39,584,724.16	\$ 2,141.34

* Definitions acquired from the U.S. Department of Justice publication: August 2000 National Incident Based Reporting System-Volume 1

*Note: Offense numbers for agencies that submitted data via their own Incident Based Reporting System are included in the total number of offenses, but are not included in the categorical breakdown nor the clearance rate.

COUNTERFEITING / FORGERY

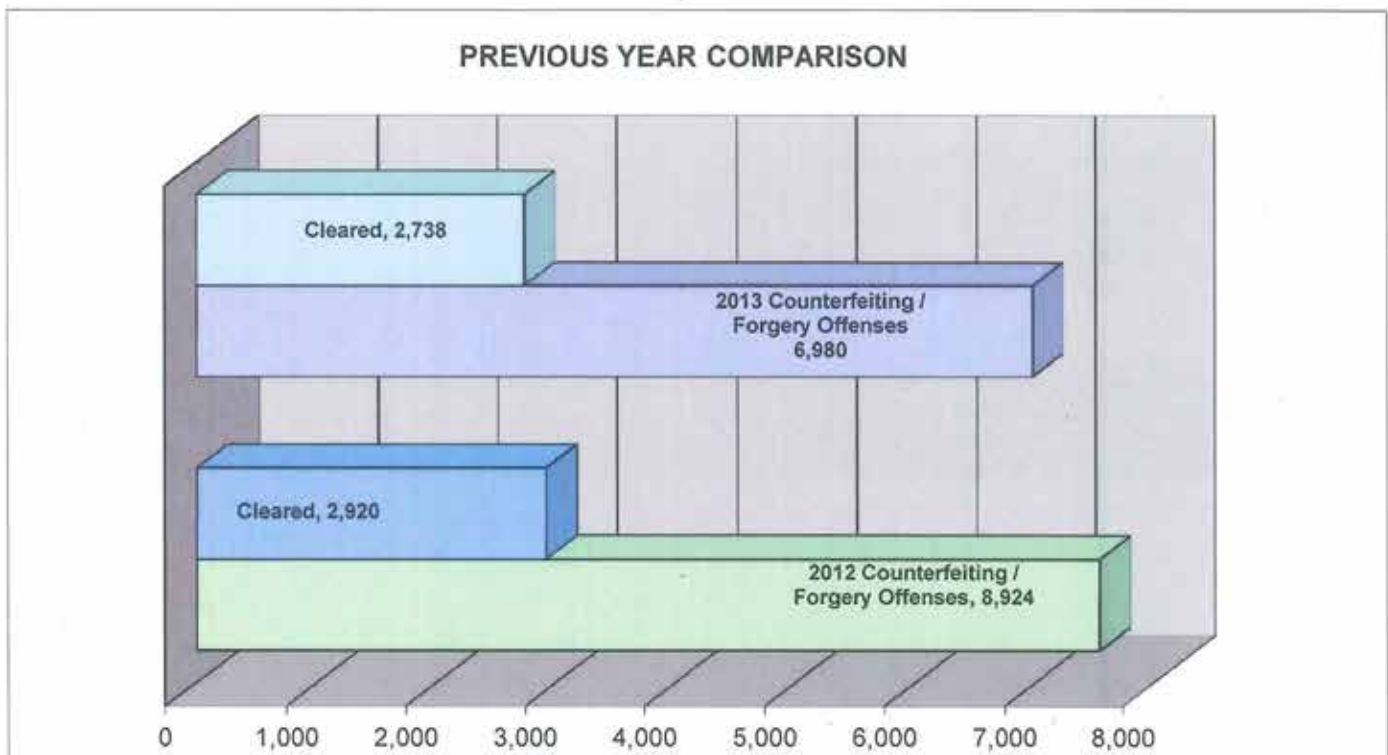
DEFINITION

The altering, copying, or imitation of something, without authority or right, with the intent to deceive or defraud by passing the copy or thing altered or imitated as that which is original or genuine or the selling, buying, or possession of an altered, copied, or imitated thing with the intent to deceive or defraud.

NUMBER OF COUNTERFEITING/FORGERY OFFENSES	CLEARED	CLEARANCE RATE
6,980	2,738	39%

COUNTERFEITING/FORGERY OFFENSES WERE COMMITTED EVERY 1 HOUR AND 15 MINUTES

PREVIOUS YEAR COMPARISON



* Definitions acquired from the U.S. Department of Justice publication: August 2000 National Incident Based Reporting System-Volume 1

*Note: Offense numbers for agencies that submitted data via their own Incident Based Reporting System are included in the total number of offenses, but are not included in the clearance rate.

DESTRUCTION / DAMAGE / VANDALISM OF PROPERTY

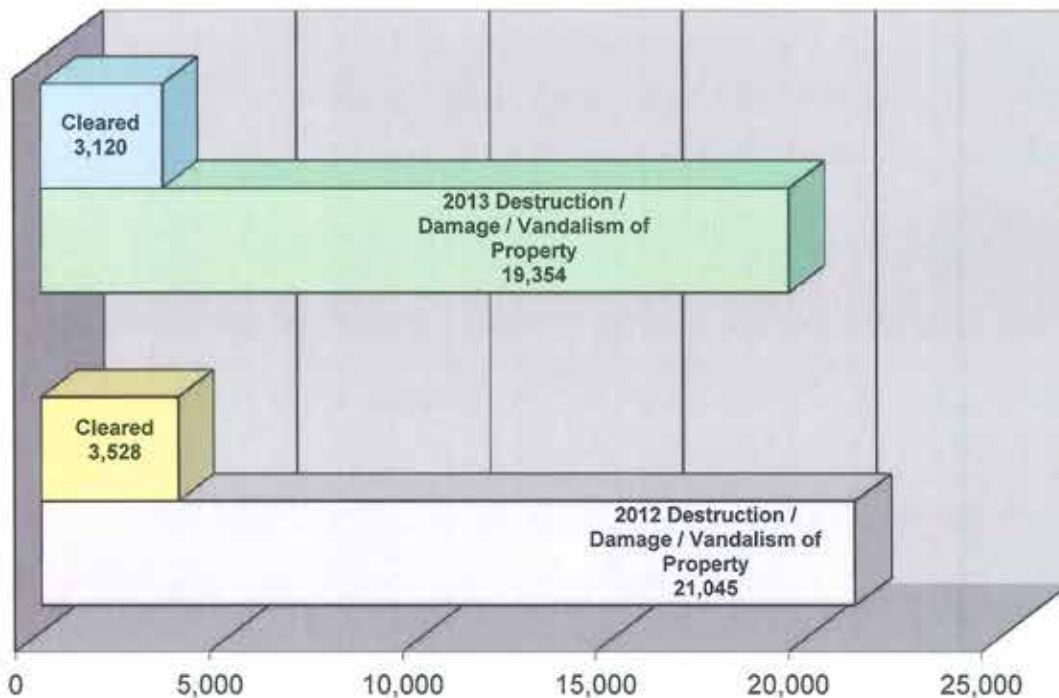
DEFINITION

To willfully or maliciously destroy, damage, deface, or otherwise injure real or personal property without the consent of the owner or the person having custody or control of it.

NUMBER OF DESTRUCTION / DAMAGE / VANDALISM OF PROPERTY OFFENSES	CLEARED	CLEARANCE RATE
19,354	3,120	16%

**DESTRUCTION / DAMAGE / VANDALISM OF PROPERTY OFFENSES
WERE COMMITTED EVERY 27 MINUTES AND 9 SECONDS**

PREVIOUS YEAR COMPARISON



* Definitions acquired from the U.S. Department of Justice publication: August 2000 National Incident Based Reporting System-Volume 1

*Note: Offense numbers for agencies that submitted data via their own Incident Based Reporting System are included in the total number of offenses, but are not included in the clearance rate.

DRUG / NARCOTIC OFFENSES

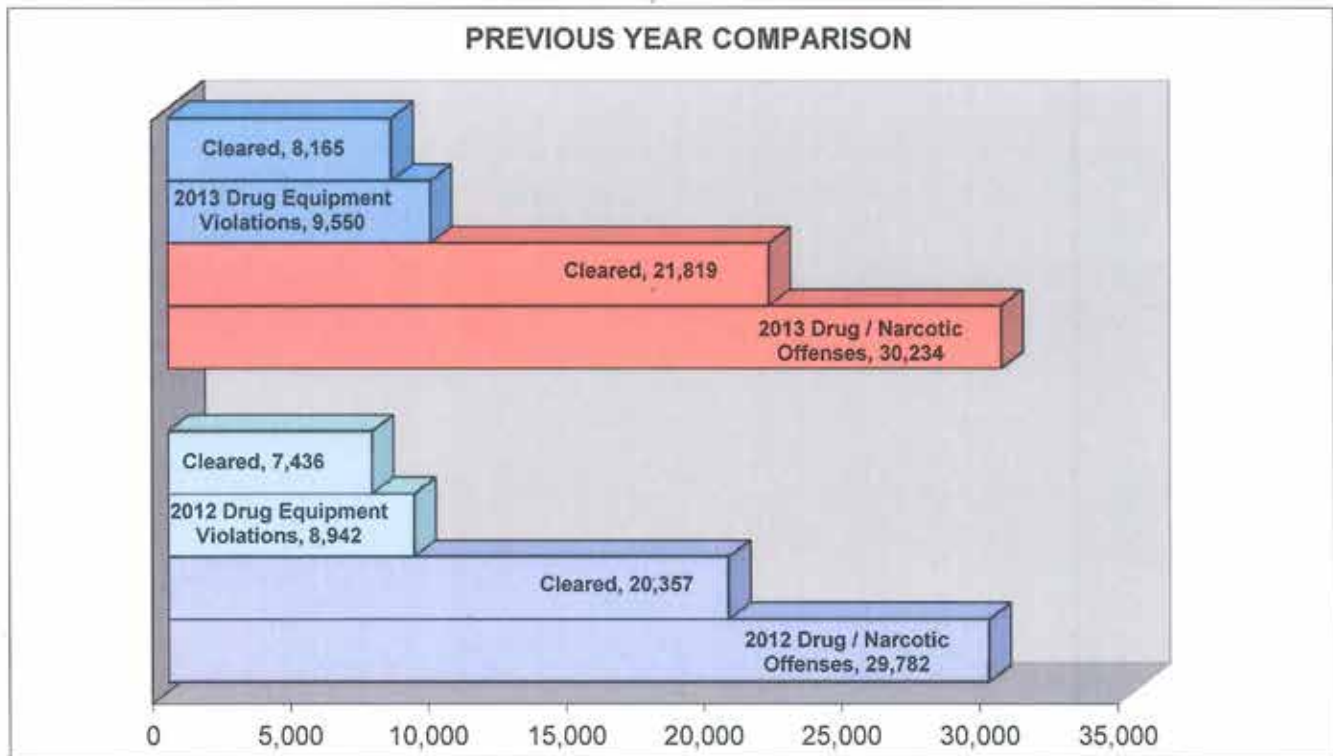
DEFINITION

The violation of laws prohibiting the production, distribution, and/or use of certain controlled substances and the equipment or devices utilized in their preparation and/or use.

NUMBER OF DRUG/NARCOTIC VIOLATIONS	CLEARED	CLEARANCE RATE
30,234	21,819	72%

**DRUG/NARCOTIC OFFENSES WERE
COMMITTED EVERY 55 MINUTES AND 2 SECONDS**

NUMBER OF DRUG EQUIPMENT VIOLATIONS	CLEARED	CLEARANCE RATE
9,550	8,165	85%



* Definitions acquired from the U.S. Department of Justice publication: August 2000 National Incident Based Reporting System-Volume 1

*Note: Offense numbers for agencies that submitted data via their own Incident Based Reporting System are not included in the categorical breakdown of offenses on this page.

EMBEZZLEMENT

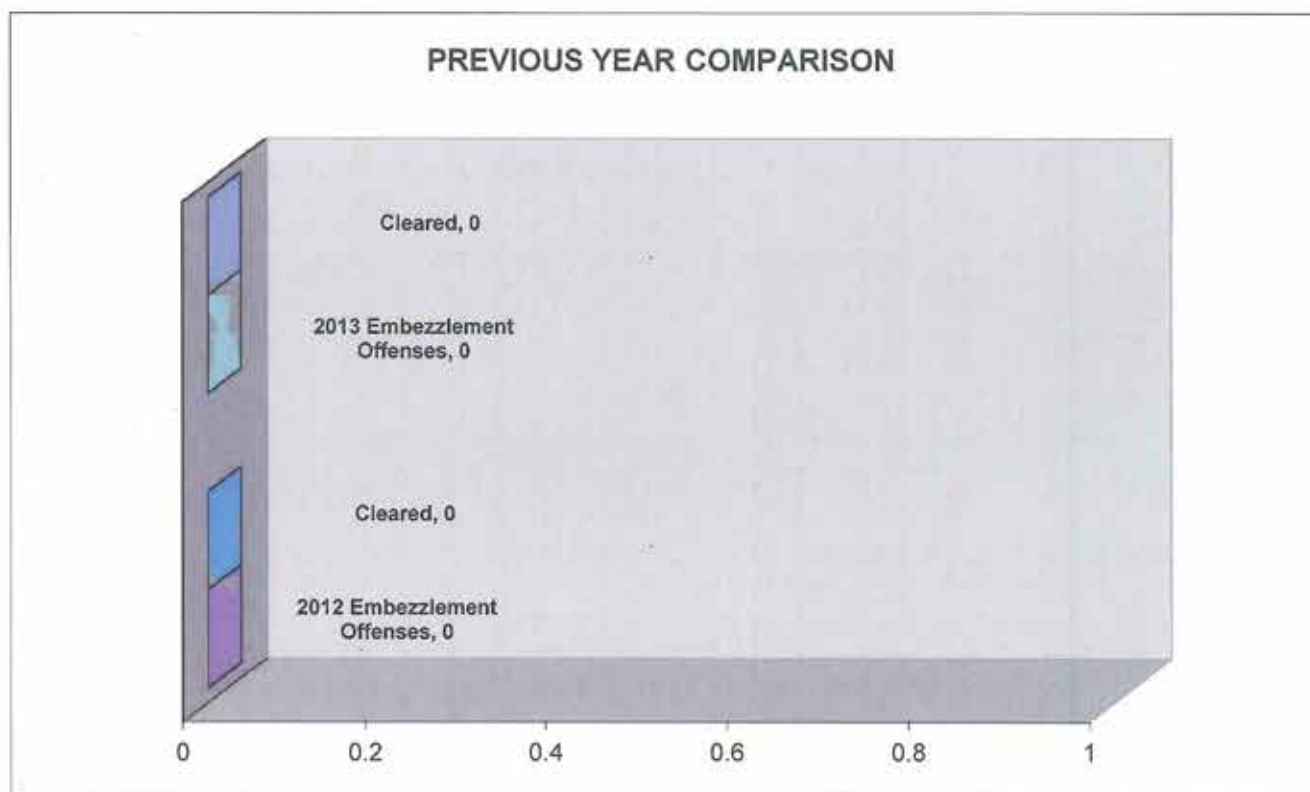
DEFINITION

The unlawful misappropriation by an offender to his/her own use or purpose of money, property, or some other thing of value entrusted to his/her care, custody, or control.

NUMBER OF EMBEZZLEMENT OFFENSES	CLEARED	CLEARANCE RATE
0	0	0%

** Disclaimer

There is a variation between embezzlement numbers prior to the 2011 publication compared to previous years because of the way the offense is considered in Group-A crimes versus Part-I crimes. As an example, Kentucky sees the scenario of an employee stealing an item under \$300.00 in value to be Theft By Unlawful Taking; the FBI, however, considers it to be Embezzlement because the offender was an employee of the victim at the time of the offense. As a result of this form of reporting, there is no data to represent Embezzlement for NIBRS beyond the 2010 publication. Any numbers that would fall into the embezzlement category for the FBI are grouped with larceny offenses.



* Definitions acquired from the U.S. Department of Justice publication: August 2000 National Incident Based Reporting System-Volume 1

EXTORTION / BLACKMAIL

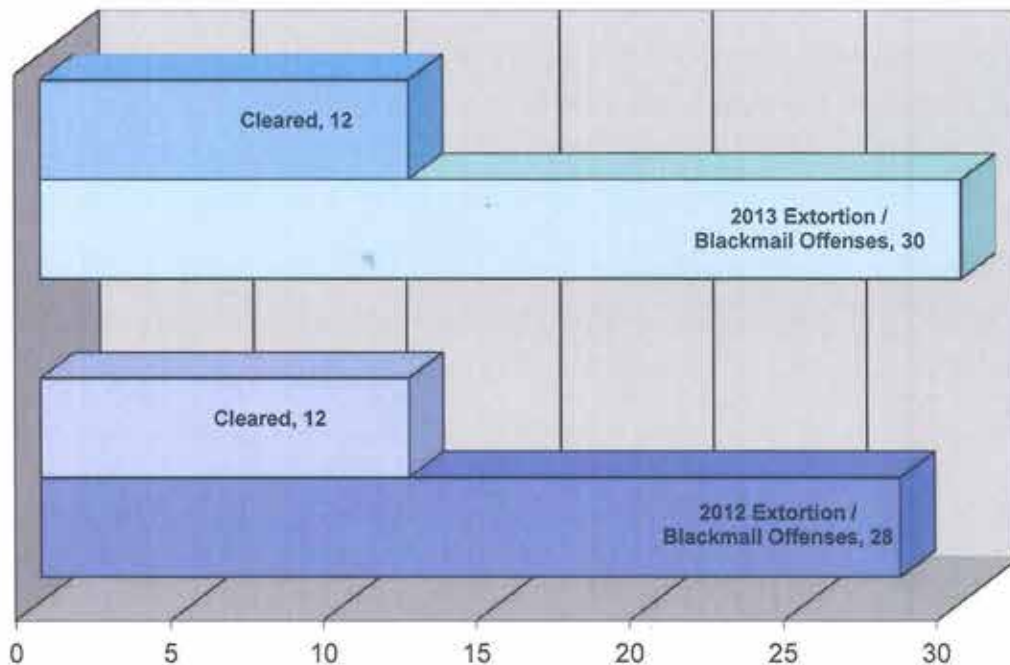
DEFINITION

To unlawfully obtain money, property, or any other thing of value, either tangible or intangible, through the use or threat of force, misuse of authority, threat of criminal prosecution, threat of destruction of reputation or social standing, or through other coercive means.

NUMBER OF EXTORTION / BLACKMAIL OFFENSES	CLEARED	CLEARANCE RATE
30	12	40%

EXTORTION / BLACKMAIL OFFENSES
WERE COMMITTED EVERY 12 DAYS

PREVIOUS YEAR COMPARISON



* Definitions acquired from the U.S. Department of Justice publication: August 2000 National Incident Based Reporting System-Volume 1

*Note: Offense numbers for agencies that submitted data via their own Incident Based Reporting System are included in the total number of offenses, but are not included in the clearance rate.

FRAUD OFFENSES

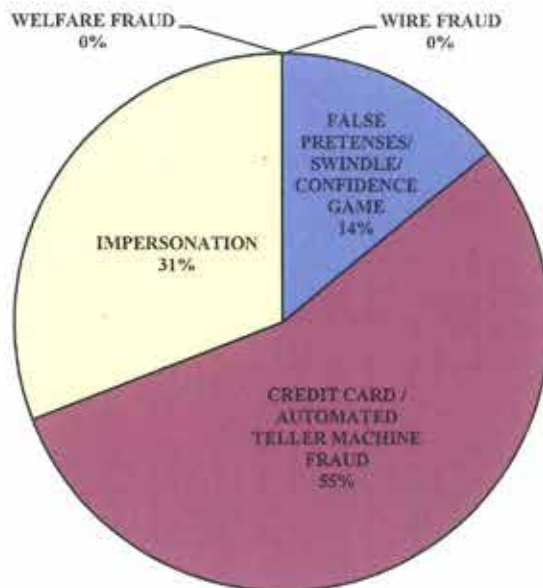
DEFINITION

The intentional perversion of the truth for the purpose of inducing another person or other entity in reliance upon it to part with something of value or to surrender a legal right.

NUMBER OF FRAUD OFFENSES	CLEARED	CLEARANCE RATE
7,614	1,807	24%

FRAUD WAS COMMITTED EVERY 1 HOUR AND 9 MINUTES

BREAKDOWN	# OF OFFENSES	# CLEARED	CLEARANCE RATE
FALSE PRETENSES / SWINDLE/CONFIDENCE GAME	1,056	382	36%
CREDIT CARD/AUTOMATED TELLER MACHINE FRAUD	4,107	801	20%
IMPERSONATION	2,309	624	27%
WELFARE FRAUD	0	0	0%
WIRE FRAUD	0	0	0%



* Definitions acquired from the U.S. Department of Justice publication: August 2000 National Incident Based Reporting System-Volume 1

*Note: Offense numbers for agencies that submitted data via their own Incident Based Reporting System are included in the total number of offenses, but are not included in the categorical breakdown nor the clearance rate.

GAMBLING OFFENSES

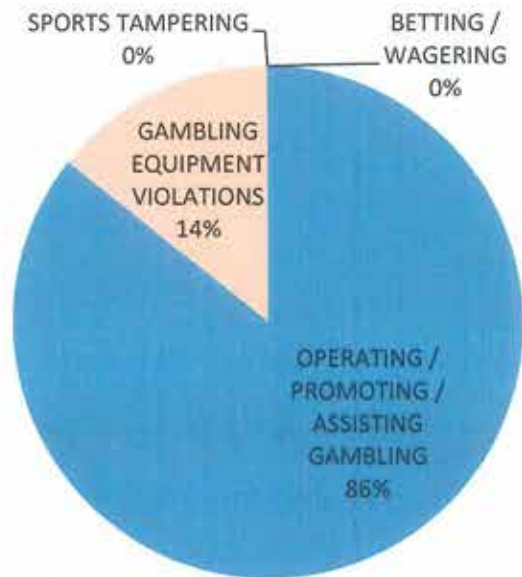
DEFINITION

To unlawfully bet or wager money or something else of value; assist, promote, or operate a game of chance for money or some other stake; possess or transmit wagering information; manufacture, sell, purchase, possess, or transport gambling equipment, devices, or goods; or tamper with the outcome of a sporting event or contest to gain a gambling advantage.

NUMBER OF GAMBLING OFFENSES	CLEARED	CLEARANCE RATE
28	16	57%

**GAMBLING OFFENSES WERE
COMMITTED EVERY 13 DAYS AND 51 MINUTES**

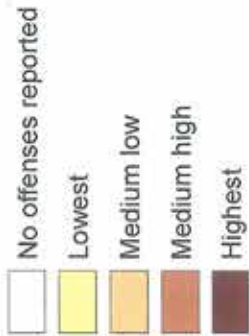
BREAKDOWN	# OF OFFENSES	# CLEARED	CLEARANCE RATE
BETTING / WAGERING	0	0	0%
OPERATING / PROMOTING / ASSISTING GAMBLING	18	14	78%
GAMBLING EQUIPMENT VIOLATIONS	3	2	67%
SPORTS TAMPERING	0	0	0%



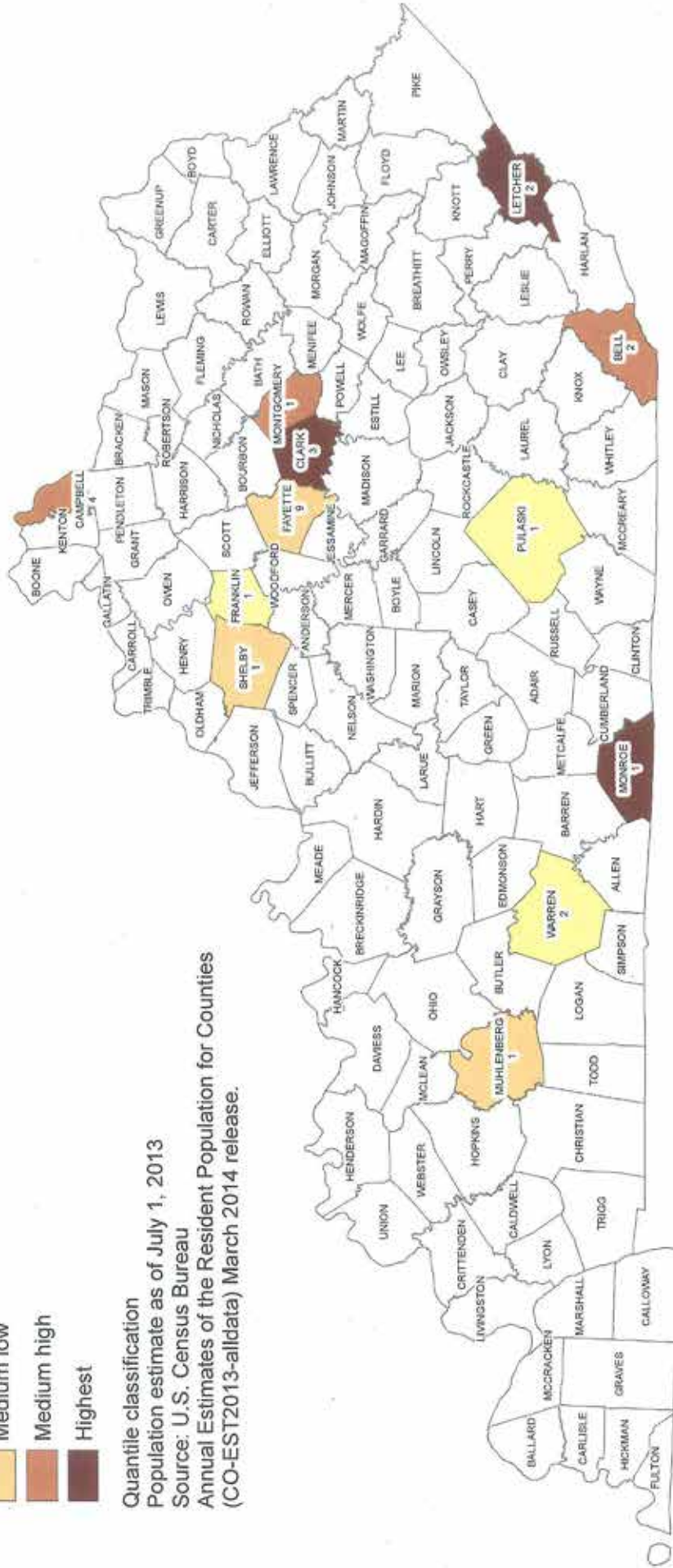
* Definitions acquired from the U.S. Department of Justice publication: August 2000 National Incident Based Reporting System-Volume 1

*Note: Offense numbers for agencies that submitted data via their own Incident Based Reporting System are included in the total number of offenses, but are not included in the categorical breakdown nor the clearance rate.

Per capita rate ranking



Quantile classification
Population estimate as of July 1, 2013
Source: U.S. Census Bureau
Annual Estimates of the Resident Population for Counties
(CO-EST2013-alls) March 2014 release.



Year 2013

Gambling Offenses by County

HOMICIDE OFFENSES

DEFINITION

The killing of one human being by another.

NUMBER OF HOMICIDE OFFENSES	CLEARED	CLEARANCE RATE
244	153	63%

HOMICIDE OFFENSES WERE COMMITTED EVERY 35 HOURS AND 54 MINUTES

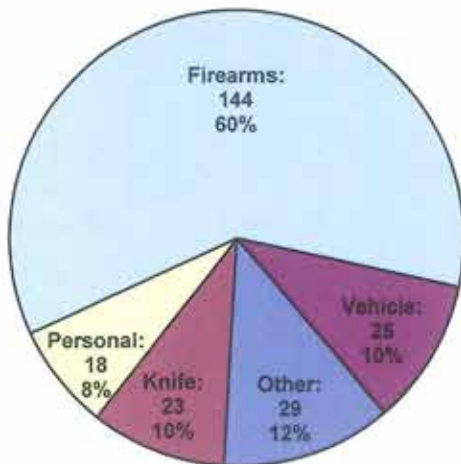
BREAKDOWN	# OF OFFENSES	# CLEARED	CLEARANCE RATE
MURDER AND NONNEGLIGENT MANSLAUGHTER	215	135	63%
NEGLIGENT MANSLAUGHTER	24	18	75%
JUSTIFIABLE HOMICIDE	2	0	0%

*Kentucky considers DUI related deaths as a Homicide, however, Federal guidelines do not consider them as such and numbers for these offenses are not included in the FBI's data under Homicide.

Homicide offenses are the most serious of all Group-A crimes and has one of the highest clearance rates at **63%**. Though some homicides are difficult to solve, the intensity of investigations by police, together with solvability factors, account for the high clearance rate.

CIRCUMSTANCES	
Argument	53
Assault on Law Enforcement	15
Criminal Killed By Police Officer	0
Criminal Killed By Private Citizen	0
Drug Dealing	9
Lover's Quarrel	13
Mercy Killing	1
Other Circumstances	21
Other Felony Involved	54
Other Negligent Killings	60
Other Negligent Weapon Handling	4
Unknown Circumstances	21
TOTAL	251

Weapons Used



The charts to the left and above depict murder weapons and circumstances as reported by police officers. The unknown category reflects instances where the weapons/circumstances were not known at the time the report was submitted, or were not specified on the report. Some offenses may have had multiple circumstances.

In 2013, a firearm was used in 60% of homicide offenses.

* Definitions acquired from the U.S. Department of Justice publication: August 2000 National Incident Based Reporting System-Volume 1

*Note: Offense numbers for agencies that submitted data via their own Incident Based Reporting System are included in the total number of offenses, but are not included in the categorical breakdown nor the clearance rate.

KIDNAPPING / ABDUCTION

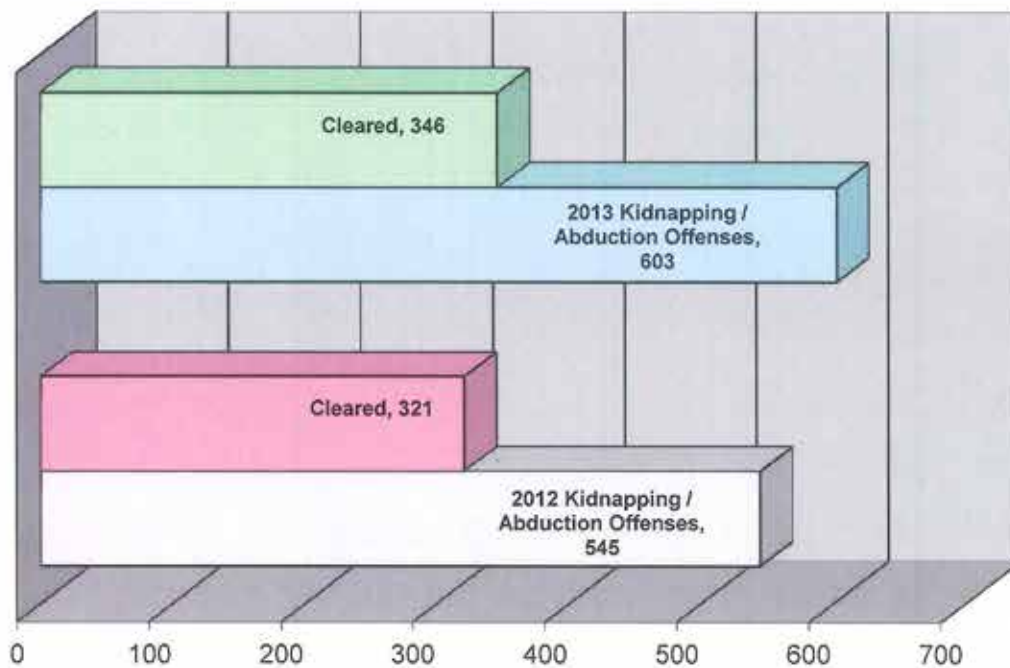
DEFINITION

The unlawful seizure, transportation, and/or detention of a person against his/her will or of a minor without the consent of his/her custodial parent(s) or legal guardian.

NUMBER OF KIDNAPPING / ABDUCTION OFFENSES	CLEARED	CLEARANCE RATE
603	346	57%

**KIDNAPPING / ABDUCTION OFFENSES
WERE COMMITTED EVERY 14 HOURS AND 31 MINUTES**

PREVIOUS YEAR COMPARISON



* Definitions acquired from the U.S. Department of Justice publication: August 2000 National Incident Based Reporting System-Volume 1

*Note: Offense numbers for agencies that submitted data via their own Incident Based Reporting System are included in the total number of offenses, but are not included in the clearance rate.

LARCENY / THEFT OFFENSES

DEFINITION

The unlawful taking, carrying, leading, or riding away of property from the possession or constructive possession of another person.

NUMBER OF LARCENY / THEFT OFFENSES	CLEARED	CLEARANCE RATE
60,442	16,538	27%

**LARCENY / THEFT OFFENSES WERE
COMMITTED EVERY 8 MINUTES AND 41 SECONDS**

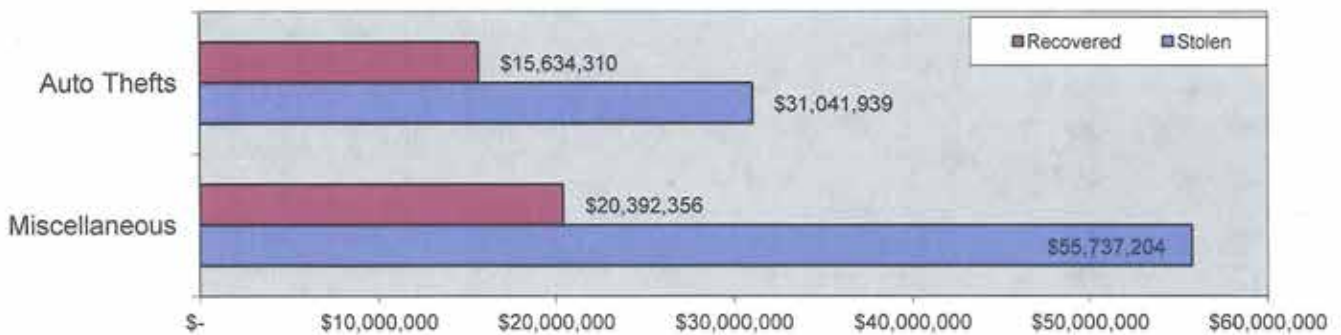
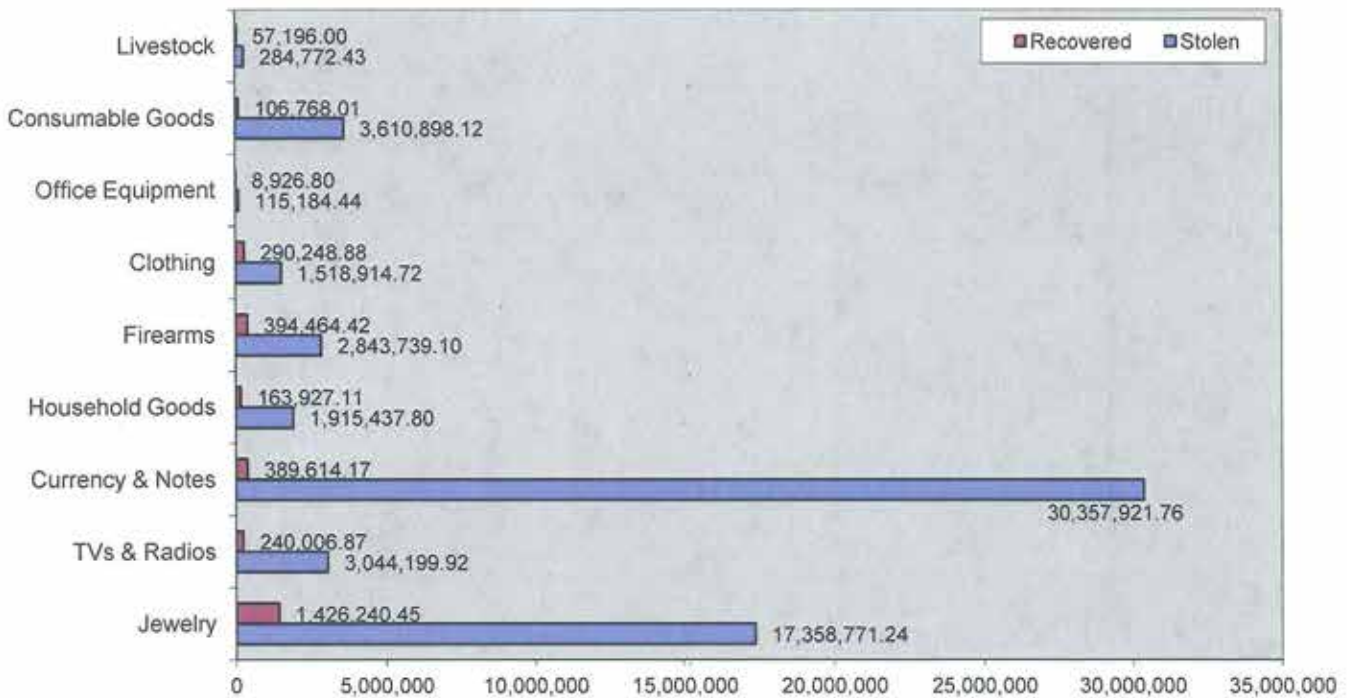
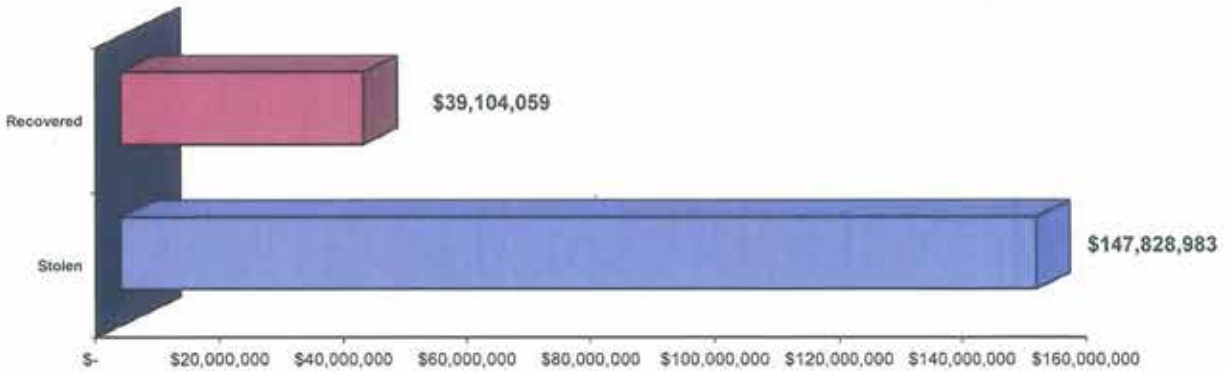
BREAKDOWN	# OF OFFENSES	# CLEARED	CLEARANCE RATE
POCKET-PICKING	142	16	11%
PURSE-SNATCHING	237	41	17%
SHOPLIFTING	12,536	8,984	72%
THEFT FROM BUILDING	3,166	495	16%
THEFT FROM COIN-OPERATED MACHINE OR DEVICE	103	7	7%
THEFT FROM MOTOR VEHICLE	9,444	758	8%
THEFT OF MOTOR VEHICLE PARTS OR ACCESSORIES	813	45	6%
ALL OTHER LARCENY	32,086	6,192	19%

* Definitions acquired from the U.S. Department of Justice publication: August 2000 National Incident Based Reporting System-Volume 1

*Note: Offense numbers for agencies that submitted data via their own Incident Based Reporting System are included in the total number of offenses, but are not included in the categorical breakdown nor the clearance rate.

VALUE OF PROPERTY STOLEN / RECOVERED

The estimated value of property reported stolen and recovered in Kentucky during 2013 is illustrated by the graphs below. (Graphs only show stolen and recovered value ratios for each category. Categories should not be compared to each other.)



MOTOR VEHICLE THEFT

DEFINITION

The theft of a motor vehicle.

NUMBER OF MOTOR VEHICLE THEFT OFFENSES	CLEARED	CLEARANCE RATE
4,299	894	21%

MOTOR VEHICLE THEFT OFFENSES WERE COMMITTED EVERY 2 HOURS 2 MINUTES

THE COST OF MOTOR VEHICLE THEFT

The value of stolen vehicles as well as recovered and non-recovered vehicles is shown in the chart below. It should be noted that multiple vehicles can be listed as stolen on a single report.

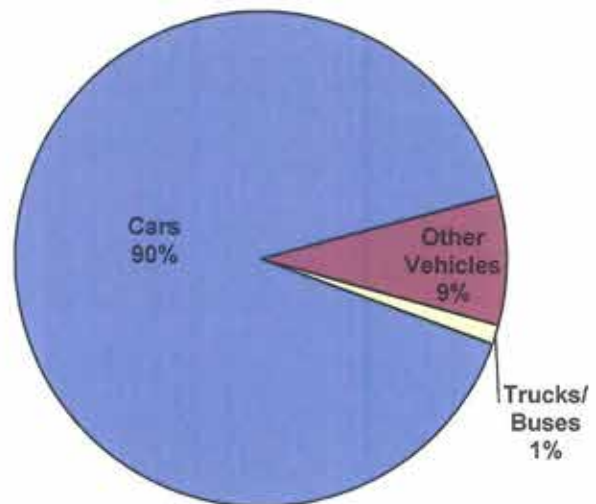
A breakdown by the type of vehicles stolen is shown in the chart below. "Cars" include automobiles, taxi cabs, and other passenger vehicles. "Other Vehicles" include mopeds, motorcycles, motor scooters, trail bikes, etc.

Of the vehicles stolen, **38%** were recovered. These figures do not include vehicles stolen out of state and recovered in Kentucky.

VALUE OF VEHICLES

<p style="text-align: center;">VALUE OF 4,385 VEHICLES REPORTED STOLEN:</p> <p style="text-align: center; font-size: 1.2em;">\$30,469,679</p>	<p style="text-align: center;">VALUE OF 2,738 VEHICLES NOT RECOVERED:</p> <p style="text-align: center; font-size: 1.2em;">\$19,760,706</p>
<p style="text-align: center;">VALUE OF 1,651 VEHICLES RECOVERED:</p> <p style="text-align: center; font-size: 1.2em;">\$10,708,973</p>	

TYPE OF VEHICLES STOLEN



* Definitions acquired from the U.S. Department of Justice publication: August 2000 National Incident Based Reporting System-Volume 1

*Note: Offense numbers for agencies that submitted data via their own Incident Based Reporting System are included in the total number of offenses, but are not included in the categorical breakdown nor the clearance rate.

PORNOGRAPHY / OBSCENE MATERIAL

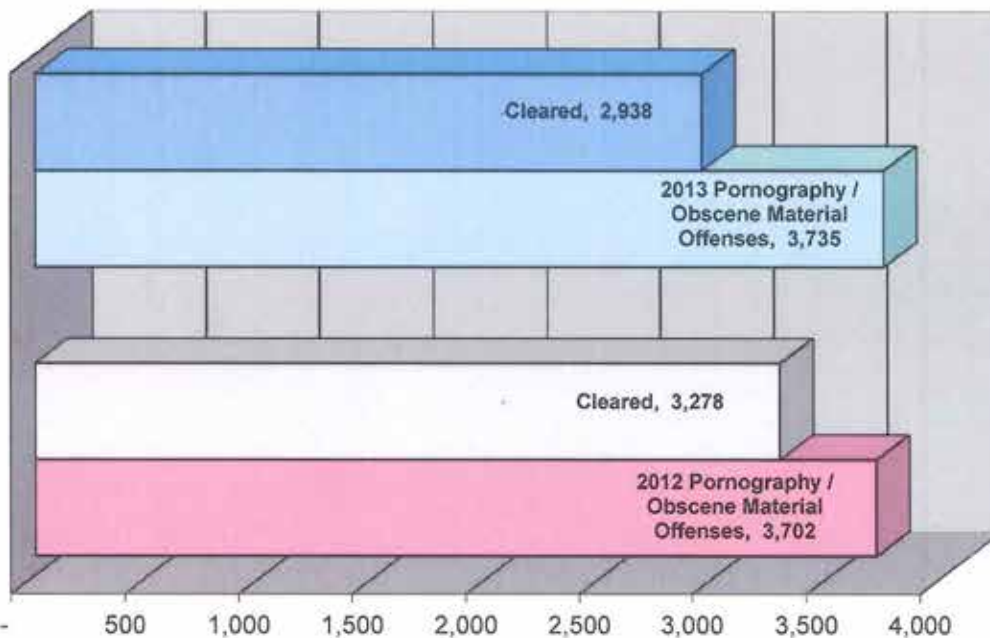
DEFINITION

The violation of laws or ordinances prohibiting the manufacture, publishing, sale, purchase, or possession of sexually explicit material, e.g., literature or photographs.

NUMBER OF PORNOGRAPHY / OBSCENE MATERIAL OFFENSES	CLEARED	CLEARANCE RATE
3,735	2,938	79%

**PORNOGRAPHY / OBSCENE MATERIAL OFFENSES
WERE COMMITTED EVERY 2 HOURS AND 20 MINUTES**

PREVIOUS YEAR COMPARISON



* Definitions acquired from the U.S. Department of Justice publication: August 2000 National Incident Based Reporting System-Volume 1

*Note: Offense numbers for agencies that submitted data via their own Incident Based Reporting System are included in the total number of offenses, but are not included in the clearance rate.

PROSTITUTION OFFENSES

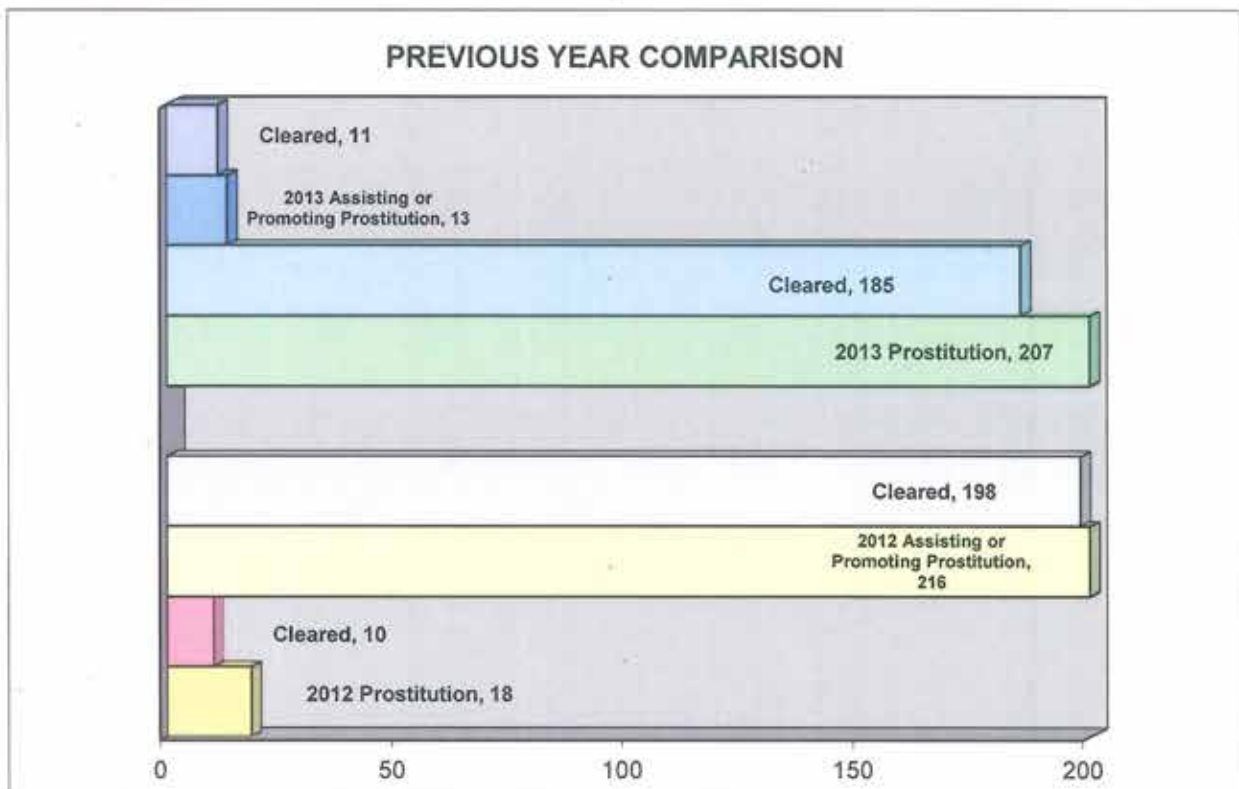
DEFINITION

To unlawfully engage in or promote sexual activities for profit.

NUMBER OF PROSTITUTION OFFENSES	CLEARED	CLEARANCE RATE
222	196	88%

**PROSTITUTION OFFENSES WERE COMMITTED
EVERY 39 HOURS AND 27 MINUTES**

BREAKDOWN	# OF OFFENSES	# CLEARED	CLEARANCE RATE
PROSTITUTION	207	185	89%
ASSISTING OR PROMOTING PROSTITUTION	13	11	85%



* Definitions acquired from the U.S. Department of Justice publication: August 2000 National Incident Based Reporting System-Volume 1

*Note: Offense numbers for agencies that submitted data via their own Incident Based Reporting System are included in the total number of offenses, but are not included in the categorical breakdown nor the clearance rate.

ROBBERY

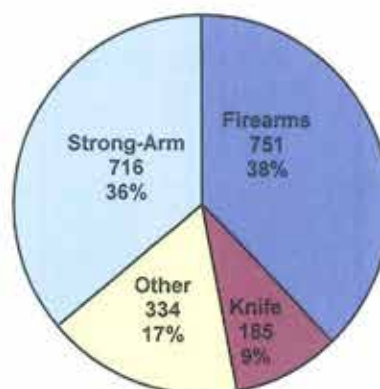
DEFINITION

The taking or attempting to take anything of value under confrontational circumstances from the control, custody, or care of another person by force or threat of force or violence and/or by putting the victim in fear of immediate harm.

NUMBER OF ROBBERIES	CLEARED	CLEARANCE RATE
1,944	644	33%

Robbery is considered to be a serious crime because the element of fear and personal confrontation with a weapon or strong-arm tactic is always present. The 33% clearance rate for robbery is higher than other crimes motivated by the theft of property, but low in comparison to murder and assault in which the element of personal confrontation is also present. This is attributed to the fact that the perpetrator usually conceals his personal identity from the victim.

WEAPONS USED IN ROBBERY



ROBBERY WAS COMMITTED EVERY 4 HOURS AND 30 MINUTES

ROBBERY - PLACE OF OCCURRENCE

CLASSIFICATION	NUMBER OF OFFENSES	PERCENT OF DISTRIBUTION	TOTAL VALUE	AVERAGE VALUE
Bank	63	3.3%	\$ 258,980.71	\$ 4,110.80
Chain Store	149	7.9%	\$ 72,654.07	\$ 487.61
Commercial / Office	5	0.3%	\$ 10,810.55	\$ 2,162.11
Highway	425	22.5%	\$ 300,220.29	\$ 706.40
Residence	229	12.1%	\$ 219,373.80	\$ 957.96
Miscellaneous	1,019	53.9%	\$ 1,706,196.95	\$ 1,674.38
TOTAL	1,890	100.0%	\$ 2,568,236.37	\$ 10,099.27

Robbery classifications denote the type of robbery reported. Highway robberies occur on any roadway, whether it is a highway, county road, or city street. Commercial house robberies are those perpetrated in hotels, motels, restaurants, and like businesses. Chain store robberies include convenience type stores, groceries, and like businesses. Residences include homes, apartments, and other dwellings.

* Definitions acquired from the U.S. Department of Justice publication: August 2000 National Incident Based Reporting System-Volume 1

*Note: Offense numbers for agencies that submitted data via their own Incident Based Reporting System are included in the total number of offenses, but are not included in the categorical breakdown nor the clearance rate.

SEX OFFENSES (FORCIBLE)

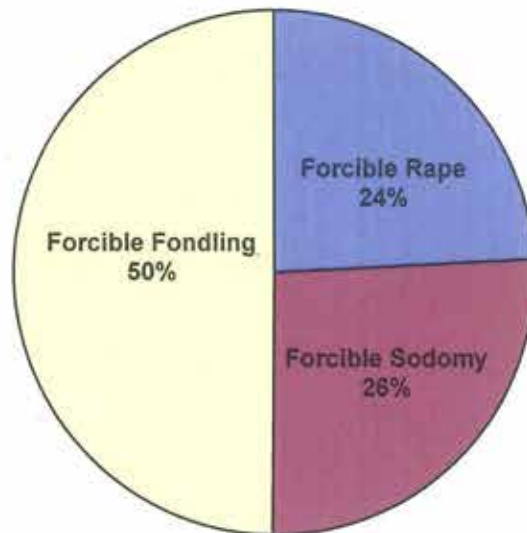
DEFINITION

Any sexual act directed against another person, forcibly and/or against that person's will or not forcibly or against the person's will in instances where the victim is incapable of giving consent.

NUMBER OF FORCIBLE SEX OFFENSES	CLEARED	CLEARANCE RATE
4,488	2,278	51%

FORCIBLE SEX OFFENSES WERE COMMITTED EVERY 1 HOUR AND 57 MINUTES

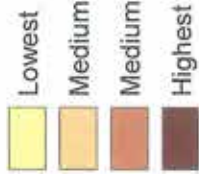
BREAKDOWN	# OF OFFENSES	# CLEARED	CLEARANCE RATE
FORCIBLE RAPE	1,077	432	40%
FORCIBLE SODOMY	1,157	749	65%
FORCIBLE FONDLING	2,220	1,097	49%



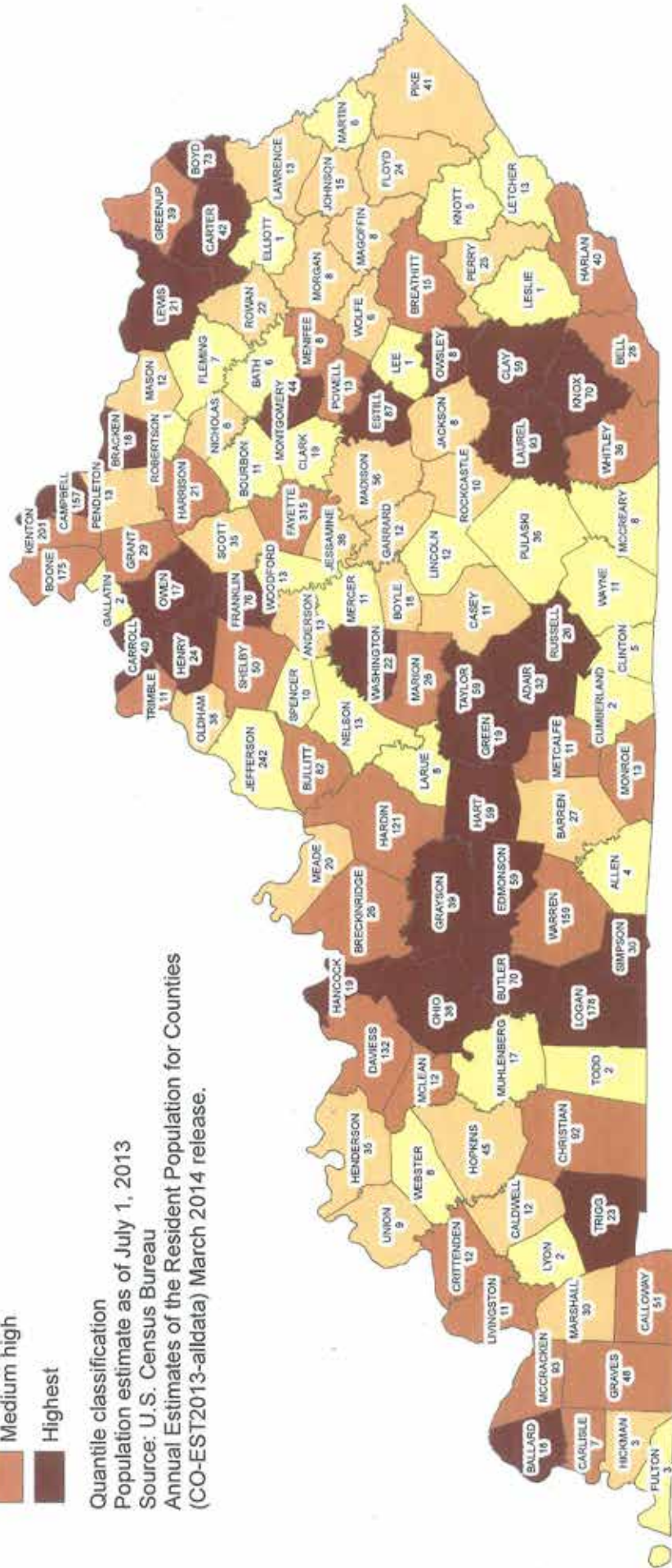
* Definitions acquired from the U.S. Department of Justice publication: August 2000 National Incident Based Reporting System-Volume 1

*Note: Offense numbers for agencies that submitted data via their own Incident Based Reporting System are included in the total number of offenses, but are not included in the categorical breakdown nor the clearance rate.

Per capita rate ranking



Quantile classification
 Population estimate as of July 1, 2013
 Source: U.S. Census Bureau
 Annual Estimates of the Resident Population for Counties
 (CO-EST2013-aldata) March 2014 release.



SEX OFFENSES (NON-FORCIBLE)

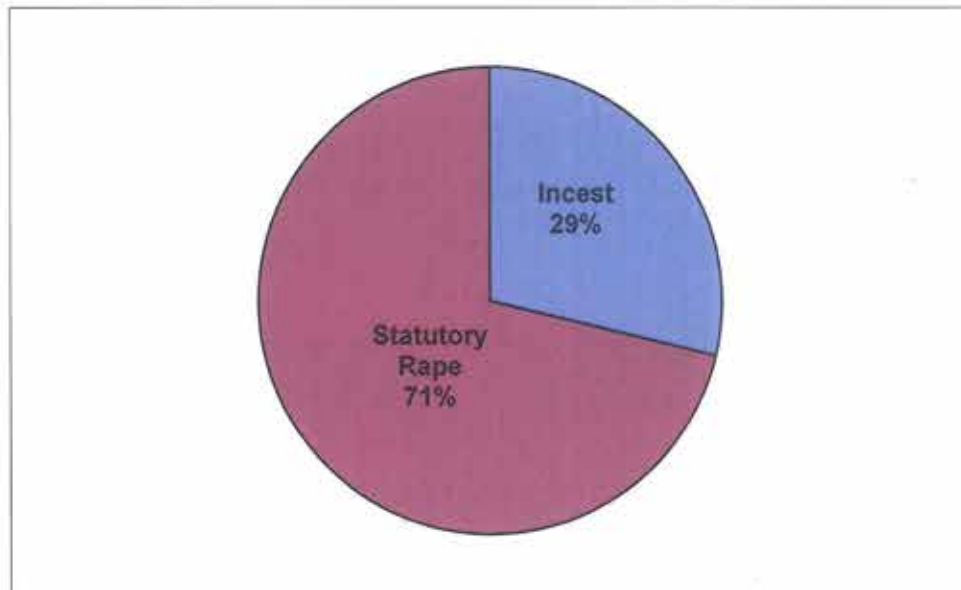
DEFINITION

Unlawful, nonforcible sexual intercourse.

NUMBER OF NON-FORCIBLE SEX OFFENSES	CLEARED	CLEARANCE RATE
549	330	60%

**NON-FORCIBLE SEX OFFENSES WERE
COMMITTED EVERY 15 HOURS AND 57 MINUTES**

BREAKDOWN	# OF OFFENSES	# CLEARED	CLEARANCE RATE
INCEST	157	119	76%
STATUTORY RAPE	389	211	54%



* Definitions acquired from the U.S. Department of Justice publication: August 2000 National Incident Based Reporting System-Volume 1

*Note: Offense numbers for agencies that submitted data via their own Incident Based Reporting System are included in the total number of offenses, but are not included in the categorical breakdown nor the clearance rate.

STOLEN PROPERTY OFFENSES

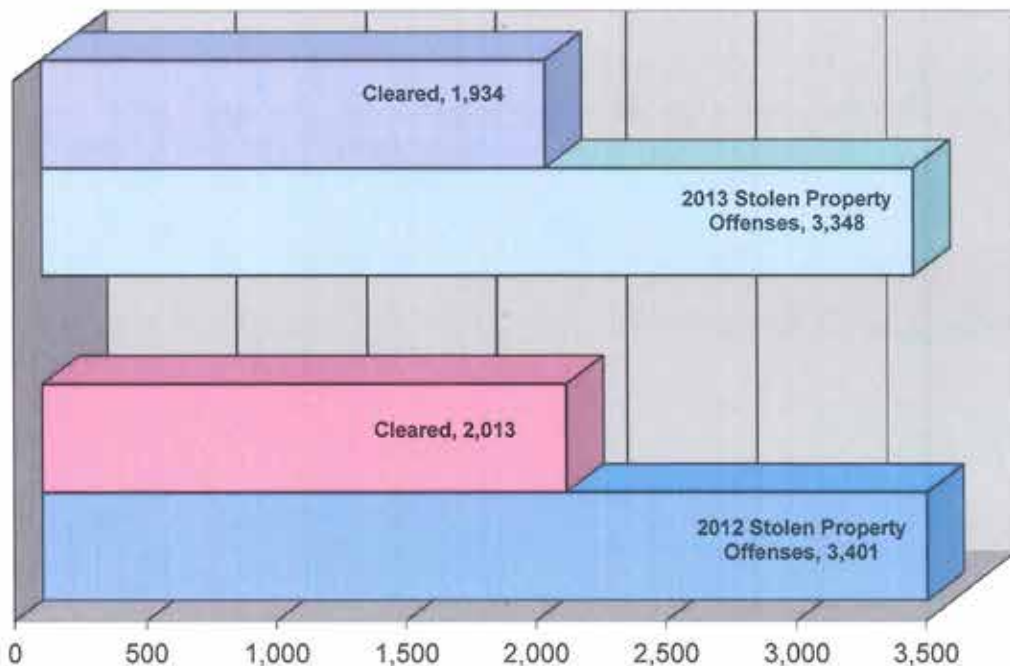
DEFINITION

Receiving, buying, selling, possessing, concealing, or transporting any property with the knowledge that it has been unlawfully taken, as by Burglary, Embezzlement, Fraud, Larceny, Robbery, etc.

NUMBER OF STOLEN PROPERTY OFFENSES	CLEARED	CLEARANCE RATE
3,348	1,934	58%

**STOLEN PROPERTY OFFENSES WERE
COMMITTED EVERY 2 HOURS AND 36 MINUTES**

PREVIOUS YEAR COMPARISON



* Definitions acquired from the U.S. Department of Justice publication: August 2000 National Incident Based Reporting System-Volume I

*Note: Offense numbers for agencies that submitted data via their own Incident Based Reporting System are included in the total number of offenses, but are not included in the clearance rate.

WEAPON LAW VIOLATIONS

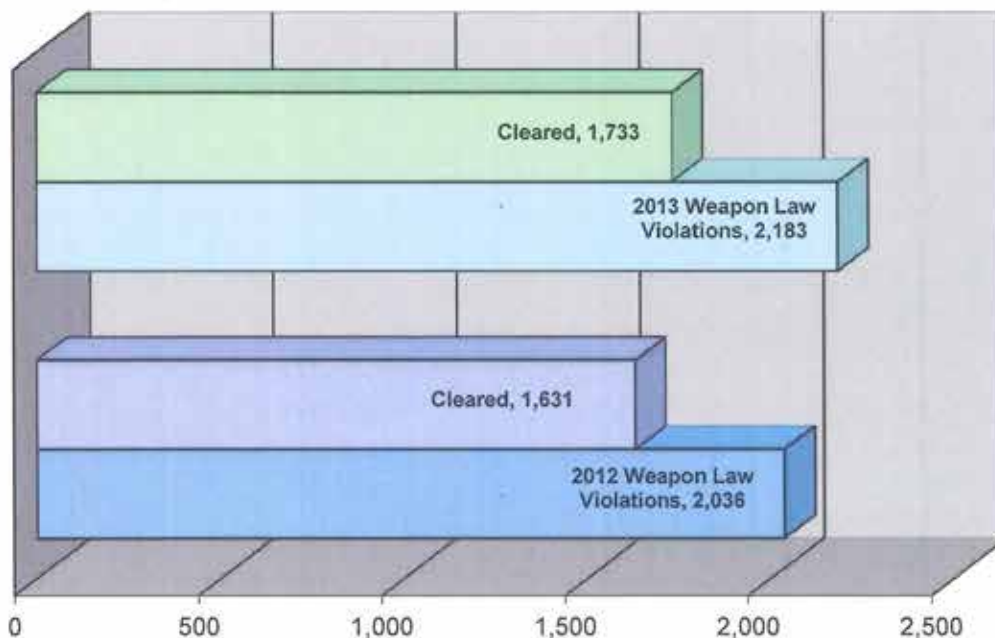
DEFINITION

The violation of laws or ordinances prohibiting the manufacture, sale, purchase, transportation, possession, concealment, or use of firearms, cutting instruments, explosives, incendiary devices, or other deadly weapons.

NUMBER OF WEAPON LAW VIOLATIONS	CLEARED	CLEARANCE RATE
2,183	1,733	79%

**WEAPON LAW VIOLATIONS WERE
COMMITTED EVERY 4 HOURS**

PREVIOUS YEAR COMPARISON



* Definitions acquired from the U.S. Department of Justice publication: August 2000 National Incident Based Reporting System-Volume 1

*Note: Offense numbers for agencies that submitted data via their own Incident Based Reporting System are included in the total number of offenses, but are not included in the clearance rate.



**OFFENSES
BY COUNTY
AND AGENCY
REPORTED
AND CLEARED**

Adair County

A CRIME IS COMMITTED IN ADAIR COUNTY
EVERY 17 HOURS AND 24 MINUTES

FULL TIME SWORN LAW ENFORCEMENT EMPLOYEES

Agency	Male	Female	Total
STATE POLICE	35	0	35
ADAIR COUNTY SHERIFF'S OFFICE	6	0	6
COLUMBIA POLICE DEPARTMENT	12	0	12

**Kentucky State Police Troopers may be assigned to multiple counties per post.

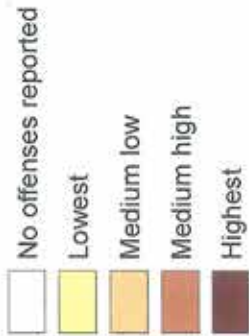


County Seat: Columbia
Population: 18,732
Registered Sex Offenders: 30

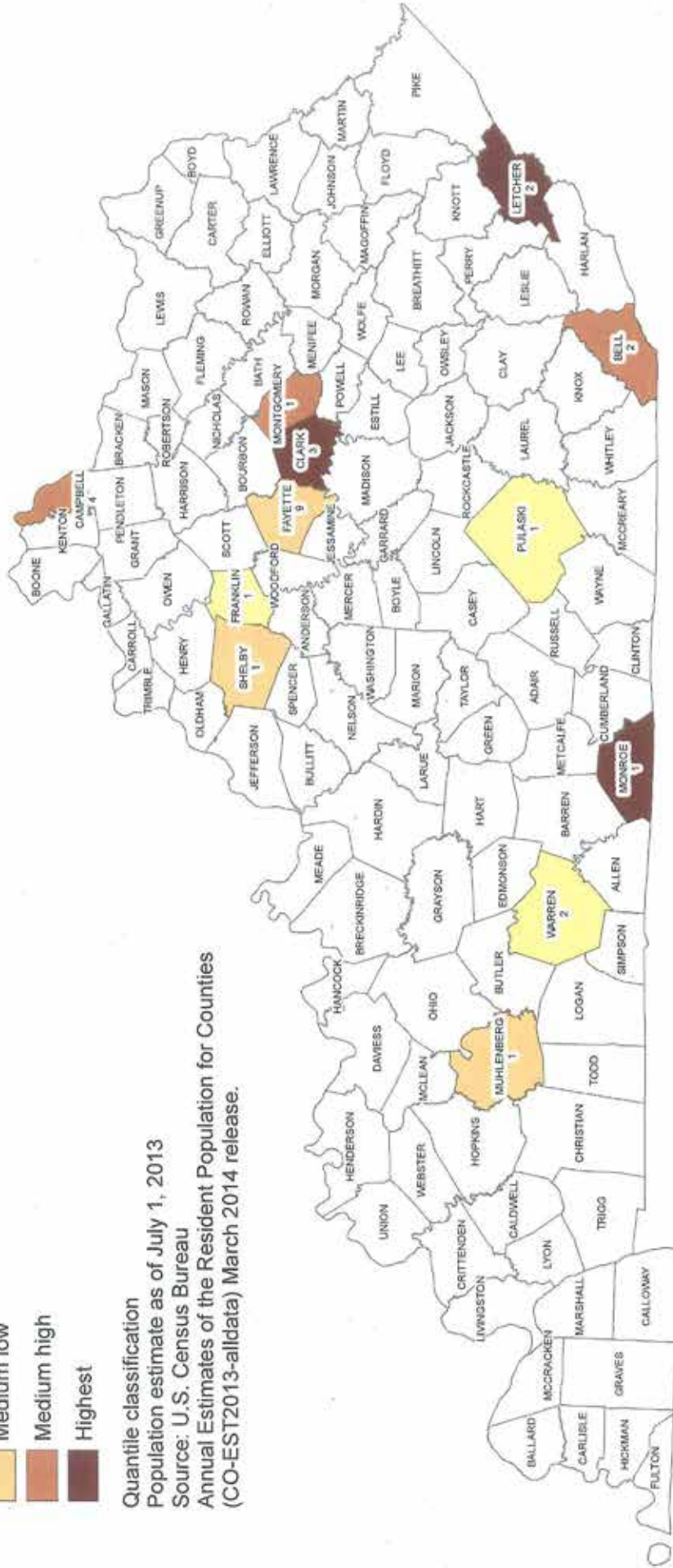
**ADAIR
COUNTY**

Group A Offenses By Category	State Police		Sheriff		Columbia PD		All Other Agencies		Total	
	Offenses		Offenses		Offenses		Offenses		Offenses	
	Reported	Cleared	Reported	Cleared	Reported	Cleared	Reported	Cleared	Reported	Cleared
Arson	6	2	1	1	0	0	0	0	7	3
Assault Offenses	36	22	9	7	37	21	0	0	82	50
Bribery	0	0	0	0	0	0	0	0	0	0
Burglary/Breaking and Entering	35	5	31	7	18	1	0	0	84	13
Counterfeiting/Forgery	20	18	6	0	11	11	0	0	37	29
Destruction/Damage/Vandalism Of Property	6	1	22	4	13	4	0	0	41	9
Drug/Narcotic Offenses	25	16	21	19	50	35	0	0	96	70
Embezzlement	0	0	0	0	0	0	0	0	0	0
Extortion/Blackmail	0	0	0	0	0	0	0	0	0	0
Fraud Offenses	9	7	0	0	3	0	0	0	12	7
Gambling Offenses	0	0	0	0	0	0	0	0	0	0
Homicide Offenses	0	0	0	0	0	0	0	0	0	0
Kidnapping/Abduction	1	0	0	0	0	0	0	0	1	0
Larceny/Theft Offenses	23	7	16	7	35	13	0	0	74	27
Motor Vehicle Theft	1	1	7	0	2	0	0	0	10	1
Pornography/Obscene Material	3	2	0	0	0	0	0	0	3	2
Prostitution Offenses	0	0	0	0	0	0	0	0	0	0
Robbery	1	0	1	1	0	0	0	0	2	1
Sex Offenses, Forcible	32	11	0	0	0	0	0	0	32	11
Sex Offenses, Nonforcible	3	3	0	0	1	0	0	0	4	3
Stolen Property Offenses (Receiving, etc.)	1	1	6	5	2	2	0	0	9	8
Weapon Law Violations	6	4	2	1	1	1	0	0	9	6
Total	208	100	122	52	173	88	0	0	503	240

Per capita rate ranking



Quantile classification
Population estimate as of July 1, 2013
Source: U.S. Census Bureau
Annual Estimates of the Resident Population for Counties
(CO-EST2013-alls) March 2014 release.



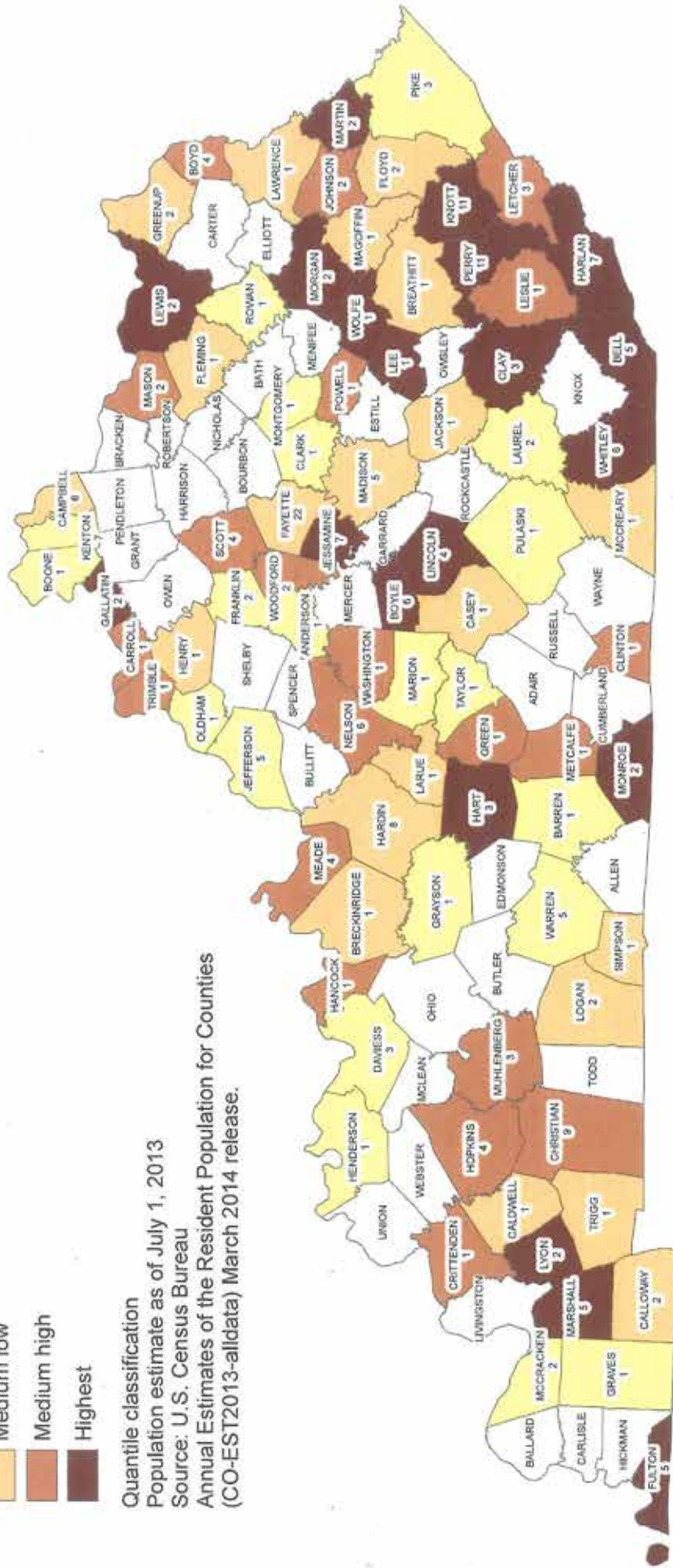
Year 2013

Gambling Offenses by County

Per capita rate ranking

- No offenses reported
- Lowest
- Medium low
- Medium high
- Highest

Quantile classification
 Population estimate as of July 1, 2013
 Source: U.S. Census Bureau
 Annual Estimates of the Resident Population for Counties
 (CO-EST2013-aldata) March 2014 release.



Kentucky State Police
 Criminal Identification and Records Branch
 GIS Section

Year 2013

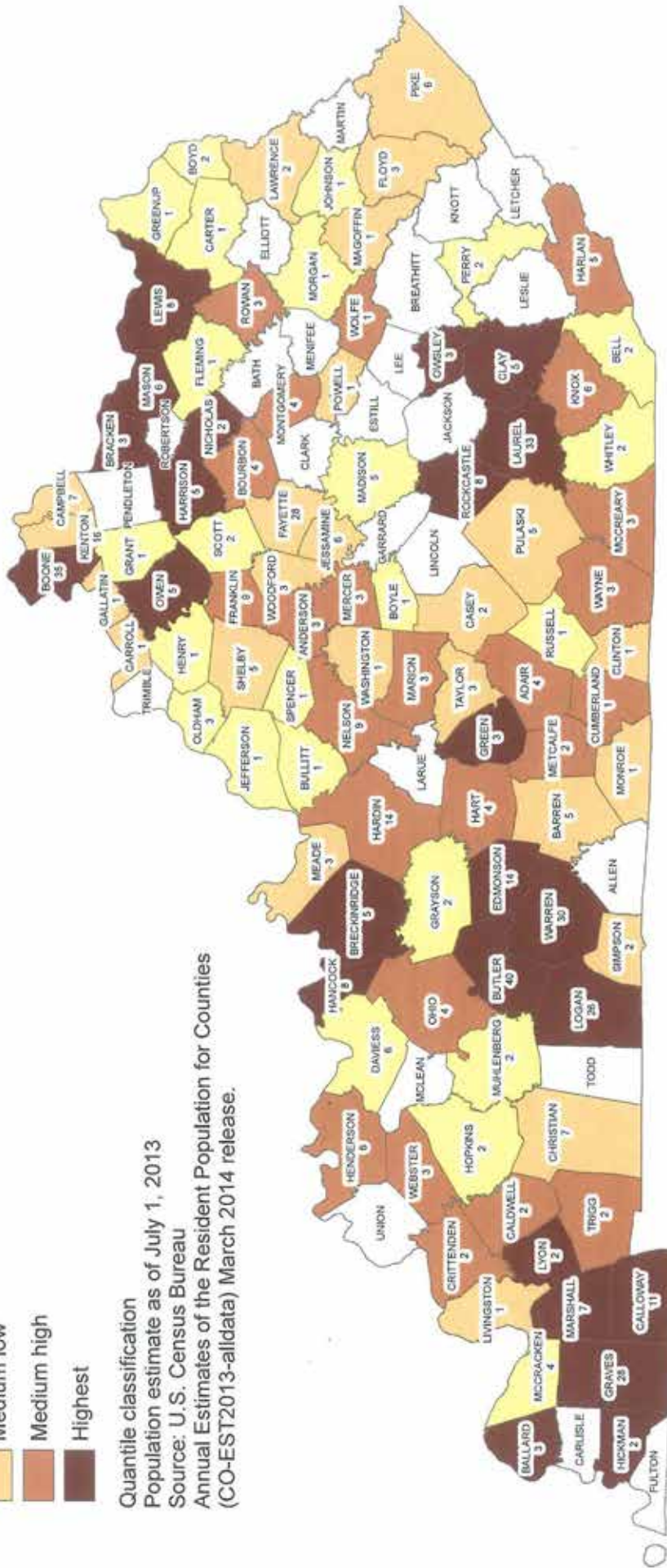
Homicide Offenses by County

Per capita rate ranking

- No offenses reported
- Lowest
- Medium low
- Medium high
- Highest

Quantile classification
 Population estimate as of July 1, 2013
 Source: U.S. Census Bureau
 Annual Estimates of the Resident Population for Counties
 (CO-EST2013-aldata) March 2014 release.

Kentucky State Police
 Criminal Identification and Records Branch
 GIS Section



Year 2013

Sex Offenses (Non-Forcible) by County

**ADAIR
COUNTY**

Group A Offenses By Category	State Police		Sheriff		Columbia PD		All Other Agencies		Total	
	Offenses		Offenses		Offenses		Offenses		Offenses	
	Reported	Cleared	Reported	Cleared	Reported	Cleared	Reported	Cleared	Reported	Cleared
Arson	6	2	1	1	0	0	0	0	7	3
Assault Offenses	36	22	9	7	37	21	0	0	82	50
Bribery	0	0	0	0	0	0	0	0	0	0
Burglary/Breaking and Entering	35	5	31	7	18	1	0	0	84	13
Counterfeiting/Forgery	20	18	6	0	11	11	0	0	37	29
Destruction/Damage/Vandalism Of Property	6	1	22	4	13	4	0	0	41	9
Drug/Narcotic Offenses	25	16	21	19	50	35	0	0	96	70
Embezzlement	0	0	0	0	0	0	0	0	0	0
Extortion/Blackmail	0	0	0	0	0	0	0	0	0	0
Fraud Offenses	9	7	0	0	3	0	0	0	12	7
Gambling Offenses	0	0	0	0	0	0	0	0	0	0
Homicide Offenses	0	0	0	0	0	0	0	0	0	0
Kidnapping/Abduction	1	0	0	0	0	0	0	0	1	0
Larceny/Theft Offenses	23	7	16	7	35	13	0	0	74	27
Motor Vehicle Theft	1	1	7	0	2	0	0	0	10	1
Pornography/Obscene Material	3	2	0	0	0	0	0	0	3	2
Prostitution Offenses	0	0	0	0	0	0	0	0	0	0
Robbery	1	0	1	1	0	0	0	0	2	1
Sex Offenses, Forcible	32	11	0	0	0	0	0	0	32	11
Sex Offenses, Nonforcible	3	3	0	0	1	0	0	0	4	3
Stolen Property Offenses (Receiving, etc.)	1	1	6	5	2	2	0	0	9	8
Weapon Law Violations	6	4	2	1	1	1	0	0	9	6
Total	208	100	122	52	173	88	0	0	503	240

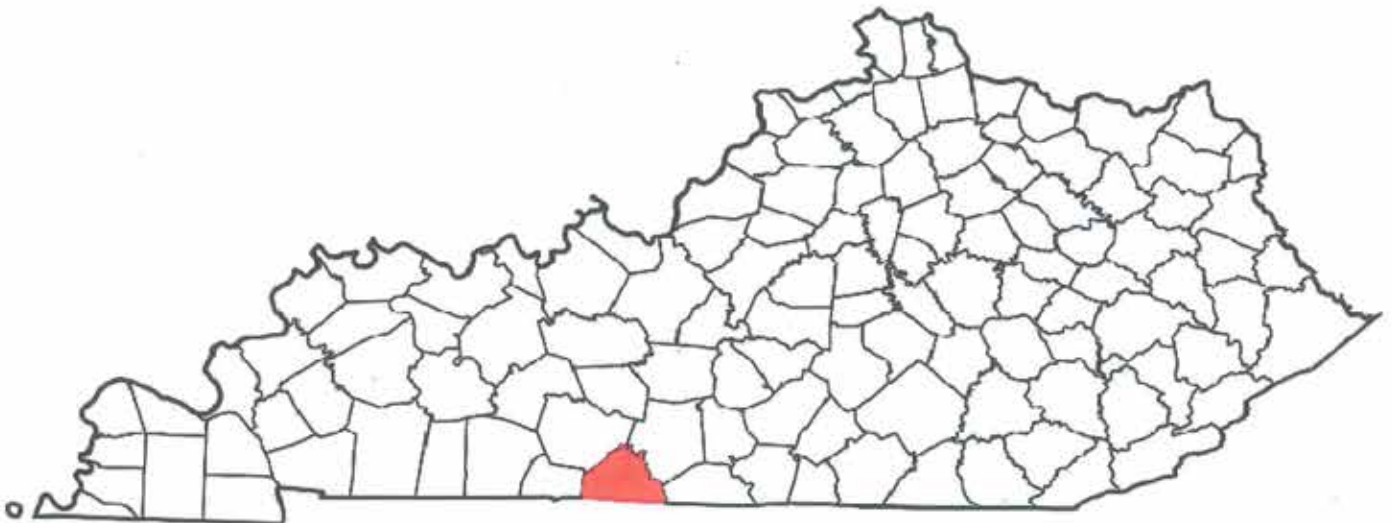
Allen County

A CRIME IS COMMITTED IN ALLEN COUNTY
EVERY 14 HOURS AND 58 MINUTES

FULL TIME SWORN LAW ENFORCEMENT EMPLOYEES

Agency	Male	Female	Total
STATE POLICE	45	1	46
ALLEN COUNTY SHERIFF'S OFFICE	14	0	14
SCOTTSVILLE POLICE DEPARTMENT	13	0	13

**Kentucky State Police Troopers may be assigned to multiple counties per post.



County Seat: Scottsville
Population: 20,311
Registered Sex Offenders: 41

**ALLEN
COUNTY**

Group A Offenses By Category	State Police		Sheriff		Scottsville PD		All Other Agencies		Total	
	Offenses		Offenses		Offenses		Offenses		Offenses	
	Reported	Cleared	Reported	Cleared	Reported	Cleared	Reported	Cleared	Reported	Cleared
Arson	2	0	1	1	0	0	0	0	3	1
Assault Offenses	14	13	21	12	41	31	0	0	76	56
Bribery	0	0	0	0	0	0	0	0	0	0
Burglary/Breaking and Entering	2	2	63	16	22	3	0	0	87	21
Counterfeiting/Forgery	0	0	1	1	24	1	0	0	25	2
Destruction/Damage/Vandalism Of Property	0	0	9	4	17	4	0	0	26	8
Drug/Narcotic Offenses	0	0	58	37	47	38	32	16	137	91
Embezzlement	0	0	0	0	0	0	0	0	0	0
Extortion/Blackmail	0	0	1	1	0	0	0	0	1	1
Fraud Offenses	0	0	9	8	35	6	1	0	45	14
Gambling Offenses	0	0	0	0	0	0	0	0	0	0
Homicide Offenses	0	0	0	0	0	0	0	0	0	0
Kidnapping/Abduction	1	1	6	3	1	0	0	0	8	4
Larceny/Theft Offenses	8	7	54	6	64	19	0	0	126	32
Motor Vehicle Theft	0	0	7	0	6	0	0	0	13	0
Pornography/Obscene Material	2	2	0	0	0	0	0	0	2	2
Prostitution Offenses	0	0	0	0	0	0	0	0	0	0
Robbery	0	0	1	1	1	0	0	0	2	1
Sex Offenses, Forcible	0	0	1	1	3	2	0	0	4	3
Sex Offenses, Nonforcible	0	0	0	0	0	0	0	0	0	0
Stolen Property Offenses (Receiving, etc.)	1	1	9	6	9	7	0	0	19	14
Weapon Law Violations	0	0	7	4	2	1	2	2	11	7
Total	30	26	248	101	272	112	35	18	585	257

Anderson County

A CRIME IS COMMITTED IN ANDERSON COUNTY
EVERY 12 HOURS AND 50 MINUTES

FULL TIME SWORN LAW ENFORCEMENT EMPLOYEES

Agency	Male	Female	Total
STATE POLICE	38	2	40
ANDERSON COUNTY SHERIFF'S OFFICE	15	0	15
LAWRENCEBURG POLICE DEPARTMENT	14	0	14

**Kentucky State Police Troopers may be assigned to multiple counties per post.



County Seat: Lawrenceburg
Population: 21,811
Registered Sex Offenders: 30

**ANDERSON
COUNTY**

Group A Offenses By Category	State Police		Sheriff		Lawrenceburg PD		All Other Agencies		Total	
	Offenses		Offenses		Offenses		Offenses		Offenses	
	Reported	Cleared	Reported	Cleared	Reported	Cleared	Reported	Cleared	Reported	Cleared
Arson	2	0	0	0	0	0	0	0	2	0
Assault Offenses	19	11	13	4	99	87	0	0	131	102
Bribery	0	0	0	0	0	0	0	0	0	0
Burglary/Breaking and Entering	15	5	47	4	28	11	0	0	90	20
Counterfeiting/Forgery	1	0	34	1	24	6	0	0	59	7
Destruction/Damage/Vandalism Of Property	4	2	12	1	15	7	0	0	31	10
Drug/Narcotic Offenses	34	19	24	15	83	83	0	0	141	117
Embezzlement	0	0	0	0	0	0	0	0	0	0
Extortion/Blackmail	0	0	0	0	2	1	0	0	2	1
Fraud Offenses	7	3	6	3	11	3	1	0	25	9
Gambling Offenses	0	0	0	0	0	0	0	0	0	0
Homicide Offenses	1	0	0	0	0	0	0	0	1	0
Kidnapping/Abduction	1	0	0	0	0	0	0	0	1	0
Larceny/Theft Offenses	20	5	31	10	94	39	0	0	145	54
Motor Vehicle Theft	2	0	3	0	7	4	0	0	12	4
Pornography/Obscene Material	0	0	0	0	0	0	0	0	0	0
Prostitution Offenses	0	0	0	0	0	0	0	0	0	0
Robbery	0	0	0	0	2	1	0	0	2	1
Sex Offenses, Forcible	6	1	0	0	7	0	0	0	13	1
Sex Offenses, Nonforcible	3	1	0	0	0	0	0	0	3	1
Stolen Property Offenses (Receiving, etc.)	5	1	5	2	4	3	0	0	14	6
Weapon Law Violations	3	0	1	0	6	6	0	0	10	6
Total	123	48	176	40	382	251	1	0	682	339

Ballard County

A CRIME IS COMMITTED IN BALLARD COUNTY
EVERY 1 DAY AND 1 HOUR

FULL TIME SWORN LAW ENFORCEMENT EMPLOYEES

Agency	Male	Female	Total
STATE POLICE	36	1	37
BALLARD COUNTY SHERIFF'S OFFICE	11	0	11
LACENTER POLICE DEPARTMENT	1	0	1

**Kentucky State Police Troopers may be assigned to multiple counties per post.



County Seat: Wickliffe
Population: 8,332
Registered Sex Offenders: 16

**BALLARD
COUNTY**

Group A Offenses By Category	State Police		Sheriff		LaCenter PD		All Other Agencies		Total	
	Offenses		Offenses		Offenses		Offenses		Offenses	
	Reported	Cleared	Reported	Cleared	Reported	Cleared	Reported	Cleared	Reported	Cleared
Arson	0	0	1	0	0	0	0	0	1	0
Assault Offenses	7	5	67	33	0	0	0	0	74	38
Bribery	0	0	0	0	0	0	0	0	0	0
Burglary/Breaking and Entering	0	0	47	11	0	0	0	0	47	11
Counterfeiting/Forgery	0	0	3	2	0	0	0	0	3	2
Destruction/Damage/Mandalism Of Property	0	0	32	4	0	0	0	0	32	4
Drug/Narcotic Offenses	2	0	49	37	0	0	0	0	51	37
Embezzlement	0	0	0	0	0	0	0	0	0	0
Extortion/Blackmail	0	0	0	0	0	0	0	0	0	0
Fraud Offenses	0	0	10	3	0	0	0	0	10	3
Gambling Offenses	0	0	0	0	0	0	0	0	0	0
Homicide Offenses	0	0	0	0	0	0	0	0	0	0
Kidnapping/Abduction	1	0	1	0	0	0	0	0	2	0
Larceny/Theft Offenses	1	1	91	22	0	0	0	0	92	23
Motor Vehicle Theft	0	0	6	4	0	0	0	0	6	4
Pornography/Obscene Material	1	1	0	0	0	0	0	0	1	1
Prostitution Offenses	0	0	1	1	0	0	0	0	1	1
Robbery	0	0	0	0	0	0	0	0	0	0
Sex Offenses, Forcible	7	2	11	9	0	0	0	0	18	11
Sex Offenses, Nonforcible	1	1	2	1	0	0	0	0	3	2
Stolen Property Offenses (Receiving, etc.)	0	0	3	2	0	0	0	0	3	2
Weapon Law Violations	0	0	4	2	0	0	0	0	4	2
Total	20	10	328	131	0	0	0	0	348	141

Barren County

A CRIME IS COMMITTED IN BARREN COUNTY
EVERY 5 HOURS AND 8 MINUTES

FULL TIME SWORN LAW ENFORCEMENT EMPLOYEES

Agency	Male	Female	Total
STATE POLICE	45	1	46
BARREN COUNTY SHERIFF'S OFFICE	15	1	16
BARREN COUNTY DRUG TASK FORCE	6	0	6
CAVE CITY POLICE DEPARTMENT	6	0	6
GLASGOW POLICE DEPARTMENT	29	5	34
PARK CITY POLICE DEPARTMENT	0	0	0

**Kentucky State Police Troopers may be assigned to multiple counties per post.



County Seat: Glasgow
Population: 43,027
Registered Sex Offenders: 62

**BARREN
COUNTY**

Group A Offenses By Category	State Police		Sheriff		Barren Co. Drug TF		Cave City PD		Glasgow PD		
	Offenses		Offenses		Offenses		Offenses		Offenses		
	Reported	Cleared	Reported	Cleared	Reported	Cleared	Reported	Cleared	Reported	Cleared	
Arson	2	0	1	0	0	0	0	1	0	2	0
Assault Offenses	17	12	22	7	4	4	12	8	182	107	
Bribery	0	0	0	0	0	0	0	0	0	0	0
Burglary/Breaking and Entering	9	0	61	3	0	0	10	2	54	6	
Counterfeiting/Forgery	0	0	1	0	3	0	8	0	39	1	
Destruction/Damage/Vandalism Of Property	2	0	30	8	0	0	8	1	155	17	
Drug/Narcotic Offenses	13	12	22	20	99	39	35	33	307	256	
Embezzlement	0	0	0	0	0	0	0	0	0	0	0
Extortion/Blackmail	0	0	0	0	0	0	0	0	0	0	0
Fraud Offenses	14	4	13	0	0	0	0	0	15	0	
Gambling Offenses	0	0	0	0	0	0	0	0	0	0	0
Homicide Offenses	1	0	0	0	0	0	0	0	0	0	0
Kidnapping/Abduction	0	0	1	0	0	0	0	0	3	2	
Larceny/Theft Offenses	4	0	59	4	1	0	38	11	319	124	
Motor Vehicle Theft	1	0	14	0	0	0	1	0	14	0	
Pornography/Obscene Material	16	0	0	0	0	0	0	0	4	0	
Prostitution Offenses	0	0	0	0	0	0	0	0	0	0	0
Robbery	1	0	0	0	0	0	2	0	3	1	
Sex Offenses, Forcible	9	4	4	0	0	0	3	0	11	0	
Sex Offenses, Nonforcible	0	0	1	0	0	0	0	0	4	1	
Stolen Property Offenses (Receiving, etc.)	7	3	2	1	2	1	1	1	20	17	
Weapon Law Violations	1	1	3	2	1	1	0	0	5	5	
Total	97	36	234	45	110	45	119	56	1137	537	

**BARREN
COUNTY**

Group A Offenses By Category	Park City Police Dept		All Other Agencies		Offenses		Offenses		Total	
	Offenses		Offenses		Offenses		Offenses		Offenses	
	Reported	Cleared	Reported	Cleared	Reported	Cleared	Reported	Cleared	Reported	Cleared
Arson	0	0	0	0					6	0
Assault Offenses	0	0	3	0					240	138
Bribery	0	0	0	0					0	0
Burglary/Breaking and Entering	0	0	0	0					134	11
Counterfeiting/Forgery	0	0	0	0					51	1
Destruction/Damage/Vandalism Of Property	0	0	0	0					195	26
Drug/Narcotic Offenses	0	0	0	0					476	360
Embezzlement	0	0	0	0					0	0
Extortion/Blackmail	0	0	0	0					0	0
Fraud Offenses	0	0	0	0					42	4
Gambling Offenses	0	0	0	0					0	0
Homicide Offenses	0	0	0	0					1	0
Kidnapping/Abduction	0	0	0	0					4	2
Larceny/Theft Offenses	0	0	0	0					421	139
Motor Vehicle Theft	0	0	0	0					30	0
Pornography/Obscene Material	0	0	0	0					20	0
Prostitution Offenses	0	0	0	0					0	0
Robbery	0	0	0	0					6	1
Sex Offenses, Forcible	0	0	0	0					27	4
Sex Offenses, Nonforcible	0	0	0	0					5	1
Stolen Property Offenses (Receiving, etc.)	0	0	2	0					34	23
Weapon Law Violations	0	0	0	0					10	9
Total	0	0	5	0	0	0	0	0	1702	719

Bath County

A CRIME IS COMMITTED IN BATH COUNTY
EVERY 1 DAY AND 8 HOURS

FULL TIME SWORN LAW ENFORCEMENT EMPLOYEES

Agency	Male	Female	Total
STATE POLICE	43	1	44
BATH COUNTY SHERIFF'S OFFICE	4	0	4
OWINGSVILLE POLICE DEPARTMENT	4	0	4

**Kentucky State Police Troopers may be assigned to multiple counties per post.



County Seat: Owingsville
Population: 11,961
Registered Sex Offenders: 30

**BATH
COUNTY**

Group A Offenses By Category	State Police		Sheriff		Owingsville PD		All Other Agencies		Total	
	Reported	Cleared	Reported	Cleared	Reported	Cleared	Reported	Cleared	Reported	Cleared
Arson	3	2	0	0	0	0	0	0	3	2
Assault Offenses	48	46	0	0	10	6	0	0	58	52
Bribery	0	0	0	0	0	0	0	0	0	0
Burglary/Breaking and Entering	29	7	0	0	10	2	0	0	39	9
Counterfeiting/Forgery	10	0	0	0	9	8	0	0	19	8
Destruction/Damage/Vandalism Of Property	4	4	0	0	8	4	0	0	12	8
Drug/Narcotic Offenses	63	39	0	0	22	20	0	0	85	59
Embezzlement	0	0	0	0	0	0	0	0	0	0
Extortion/Blackmail	0	0	0	0	0	0	0	0	0	0
Fraud Offenses	7	1	0	0	0	0	0	0	7	1
Gambling Offenses	0	0	0	0	0	0	0	0	0	0
Homicide Offenses	0	0	0	0	0	0	0	0	0	0
Kidnapping/Abduction	0	0	0	0	0	0	0	0	0	0
Larceny/Theft Offenses	13	2	1	0	11	3	0	0	25	5
Motor Vehicle Theft	5	2	0	0	1	1	0	0	6	3
Pornography/Obscene Material	0	0	0	0	0	0	0	0	0	0
Prostitution Offenses	0	0	0	0	0	0	0	0	0	0
Robbery	1	1	0	0	0	0	0	0	1	1
Sex Offenses, Forcible	6	2	0	0	0	0	0	0	6	2
Sex Offenses, Nonforcible	0	0	0	0	0	0	0	0	0	0
Stolen Property Offenses (Receiving, etc.)	5	2	0	0	2	1	0	0	7	3
Weapon Law Violations	4	3	0	0	0	0	0	0	4	3
Total	198	111	1	0	73	45	0	0	272	156

Bell County

A CRIME IS COMMITTED IN BELL COUNTY
EVERY 4 HOURS AND 6 MINUTES

FULL TIME SWORN LAW ENFORCEMENT EMPLOYEES

Agency	Male	Female	Total
STATE POLICE	39	1	40
BELL COUNTY SHERIFF'S OFFICE	9	0	9
MIDDLESBORO POLICE DEPARTMENT	23	0	23
PINEVILLE POLICE DEPARTMENT	8	0	8

**Kentucky State Police Troopers may be assigned to multiple counties per post.



County Seat: Pineville
Population: 27,885
Registered Sex Offenders: 30

**BELL
COUNTY**

Group A Offenses By Category	State Police		Sheriff		Middlesboro PD		Pineville PD		All Other Agencies		Total	
	Offenses		Offenses		Offenses		Offenses		Offenses		Offenses	
	Reported	Cleared	Reported	Cleared	Reported	Cleared	Reported	Cleared	Reported	Cleared	Reported	Cleared
Arson	1	0	4	0	0	0	0	0	0	0	5	0
Assault Offenses	20	19	25	8	125	37	13	2	0	183	66	66
Bribery	0	0	2	1	1	1	0	0	0	3	2	2
Burglary/Breaking and Entering	19	5	29	1	51	13	14	3	0	113	22	22
Counterfeiting/Forgery	5	2	7	0	82	39	4	1	0	98	42	42
Destruction/Damage/Vandalism Of Property	7	2	10	1	95	6	9	1	0	121	10	10
Drug/Narcotic Offenses	100	25	18	15	351	330	17	17	42	528	387	387
Embezzlement	0	0	0	0	0	0	0	0	0	0	0	0
Extortion/Blackmail	0	0	0	0	0	0	0	0	0	0	0	0
Fraud Offenses	10	5	7	1	67	20	4	1	0	88	27	27
Gambling Offenses	2	2	0	0	0	0	0	0	0	2	2	2
Homicide Offenses	4	0	0	0	1	0	0	0	0	5	0	0
Kidnapping/Abduction	0	0	2	1	2	0	1	0	0	5	1	1
Larceny/Theft Offenses	31	6	81	1	674	334	51	13	0	837	354	354
Motor Vehicle Theft	3	1	6	1	16	0	2	0	0	27	2	2
Pornography/Obscene Material	0	0	2	2	1	1	0	0	0	3	3	3
Prostitution Offenses	0	0	0	0	8	4	0	0	0	8	4	4
Robbery	1	1	1	0	19	10	2	0	0	23	11	11
Sex Offenses, Forcible	12	1	2	1	13	8	1	0	0	28	10	10
Sex Offenses, Nonforcible	1	1	1	0	0	0	0	0	0	2	1	1
Stolen Property Offenses (Receiving, etc.)	5	3	28	0	10	4	1	1	0	44	8	8
Weapon Law Violations	2	1	3	3	7	7	0	0	0	12	11	11
Total	223	74	228	36	1523	814	119	39	42	2135	963	963

Boone County

A CRIME IS COMMITTED IN BOONE COUNTY
EVERY 1 HOUR AND 12 MINUTES

FULL TIME SWORN LAW ENFORCEMENT EMPLOYEES

Agency	Male	Female	Total
STATE POLICE	37	0	37
BOONE COUNTY SHERIFF'S OFFICE	128	3	131
FLORENCE POLICE DEPARTMENT	59	2	61
CIN - N KY AIRPORT	46	3	49

**Kentucky State Police Troopers may be assigned to multiple counties per post.



County Seat: Burlington
Population: 124,442
Registered Sex Offenders: 87

**BOONE
COUNTY**

Group A Offenses By Category	State Police			Sheriff			Florence PD			Cin-N KY Airport PD			All Other Agencies			Total	
	Offenses			Offenses			Offenses			Offenses			Offenses			Offenses	
	Reported	Cleared		Reported	Cleared		Reported	Cleared		Reported	Cleared		Reported	Cleared		Reported	Cleared
Arson	0	0		8	3		5	1		0	0		0	0		13	4
Assault Offenses	4	4		429	252		216	91		4	3		2	2		655	352
Bribery	0	0		1	1		0	0		0	0		0	0		1	1
Burglary/Breaking and Entering	0	0		398	100		182	47		1	1		1	0		582	148
Counterfeiting/Forgery	3	2		88	54		220	175		15	15		1	0		327	246
Destruction/Damage/Vandalism Of Property	0	0		491	124		325	45		7	2		0	0		823	171
Drug/Narcotic Offenses	14	12		461	433		307	291		57	57		81	49		920	842
Embezzlement	0	0		0	0		0	0		0	0		0	0		0	0
Extortion/Blackmail	0	0		0	0		0	0		0	0		0	0		0	0
Fraud Offenses	1	0		216	116		186	71		10	5		12	11		425	203
Gambling Offenses	0	0		0	0		0	0		0	0		0	0		0	0
Homicide Offenses	0	0		1	1		0	0		0	0		0	0		1	1
Kidnapping/Abduction	0	0		5	4		4	4		0	0		0	0		9	8
Larceny/Theft Offenses	2	0		1116	315		1546	746		73	30		1	0		2738	1091
Motor Vehicle Theft	0	0		82	31		81	31		0	0		0	0		163	62
Pornography/Obscene Material	43	39		7	5		4	3		0	0		0	0		54	47
Prostitution Offenses	0	0		0	0		0	0		0	0		0	0		0	0
Robbery	0	0		19	9		39	21		0	0		0	0		58	30
Sex Offenses, Forcible	1	0		104	76		70	51		0	0		0	0		175	127
Sex Offenses, Nonforcible	0	0		9	8		26	26		0	0		0	0		35	34
Stolen Property Offenses (Receiving, etc.)	1	0		70	44		117	82		4	2		0	0		192	128
Weapon Law Violations	2	0		28	28		3	2		11	10		0	0		44	40
Total	71	57		3533	1604		3331	1687		182	125		98	62		7215	3535

Bourbon County

A CRIME IS COMMITTED IN BOURBON COUNTY
EVERY 6 HOURS AND 54 MINUTES

FULL TIME SWORN LAW ENFORCEMENT EMPLOYEES

Agency	Male	Female	Total
STATE POLICE	37	0	37
BOURBON COUNTY SHERIFF'S OFFICE	7	0	7
PARIS POLICE DEPARTMENT	24	1	25

**Kentucky State Police Troopers may be assigned to multiple counties per post.



County Seat: Paris
Population: 19,998
Registered Sex Offenders: 12

**BOURBON
COUNTY**

Group A Offenses By Category	State Police		Sheriff		Paris PD		All Other Agencies		Total	
	Offenses		Offenses		Offenses		Offenses		Offenses	
	Reported	Cleared	Reported	Cleared	Reported	Cleared	Reported	Cleared	Reported	Cleared
Arson	2	1	1	1	2	2	0	0	5	4
Assault Offenses	18	16	14	5	144	87	0	0	176	108
Bribery	0	0	0	0	0	0	0	0	0	0
Burglary/Breaking and Entering	34	3	43	3	84	18	0	0	161	24
Counterfeiting/Forgery	0	0	39	36	90	51	0	0	129	87
Destruction/Damage/Vandalism Of Property	4	2	2	0	109	14	0	0	115	16
Drug/Narcotic Offenses	50	34	7	4	147	125	0	0	204	163
Embezzlement	0	0	0	0	0	0	0	0	0	0
Extortion/Blackmail	0	0	0	0	0	0	0	0	0	0
Fraud Offenses	0	0	14	2	32	8	1	0	47	10
Gambling Offenses	0	0	0	0	0	0	0	0	0	0
Homicide Offenses	0	0	0	0	0	0	0	0	0	0
Kidnapping/Abduction	0	0	1	0	6	4	0	0	7	4
Larceny/Theft Offenses	22	3	77	12	244	82	0	0	343	97
Motor Vehicle Theft	3	1	2	0	11	2	0	0	16	3
Pornography/Obscene Material	2	2	1	0	1	0	0	0	4	2
Prostitution Offenses	0	0	0	0	0	0	0	0	0	0
Robbery	0	0	1	1	6	3	0	0	7	4
Sex Offenses, Forcible	6	0	1	0	4	3	0	0	11	3
Sex Offenses, Nonforcible	0	0	0	0	4	4	0	0	4	4
Stolen Property Offenses (Receiving, etc.)	1	1	2	1	28	20	0	0	31	22
Weapon Law Violations	2	2	1	0	5	4	0	0	8	6
Total	144	65	206	65	917	427	1	0	1268	557

Boyd County

A CRIME IS COMMITTED IN BOYD COUNTY
EVERY 2 HOURS AND 35 MINUTES

FULL TIME SWORN LAW ENFORCEMENT EMPLOYEES

Agency	Male	Female	Total
STATE POLICE	35	0	35
BOYD COUNTY SHERIFF'S OFFICE	28	3	31
ASHLAND POLICE DEPARTMENT	47	1	48
CATLETTSBURG POLICE DEPARTMENT	8	0	8

**Kentucky State Police Troopers may be assigned to multiple counties per post.



County Seat: Catlettsburg
Population: 48,886
Registered Sex Offenders: 74

**BOYD
COUNTY**

Group A Offenses By Category	State Police		Sheriff		Ashland PD		Cattlettsburg PD		All Other Agencies		Total	
	Offenses		Offenses		Offenses		Offenses		Offenses		Offenses	
	Reported	Cleared	Reported	Cleared	Reported	Cleared	Reported	Cleared	Reported	Cleared	Reported	Cleared
Arson	5	5	0	0	2	0	0	0	0	0	7	5
Assault Offenses	20	15	97	82	295	201	21	6	0	0	433	304
Bribery	0	0	0	0	0	0	0	0	0	0	0	0
Burglary/Breaking and Entering	18	3	40	25	188	20	13	1	0	0	259	49
Counterfeiting/Forgery	13	4	11	11	56	4	3	0	0	0	83	19
Destruction/Damage/Vandalism Of Property	1	0	14	6	147	22	2	0	0	0	164	28
Drug/Narcotic Offenses	109	80	298	273	294	249	57	52	5	1	763	655
Embezzlement	0	0	0	0	0	0	0	0	0	0	0	0
Extortion/Blackmail	0	0	0	0	0	0	0	0	0	0	0	0
Fraud Offenses	12	8	22	14	114	18	3	0	2	2	153	42
Gambling Offenses	0	0	0	0	0	0	0	0	0	0	0	0
Homicide Offenses	3	2	0	0	1	1	0	0	0	0	4	3
Kidnapping/Abduction	0	0	3	2	7	6	0	0	0	0	10	8
Larceny/Theft Offenses	45	17	115	76	935	347	28	6	0	0	1123	446
Motor Vehicle Theft	1	0	4	4	39	14	2	0	0	0	46	18
Pornography/Obscene Material	6	0	1	1	55	0	0	0	0	0	62	1
Prostitution Offenses	5	5	0	0	17	14	0	0	0	0	22	19
Robbery	0	0	1	0	16	11	2	1	0	0	19	12
Sex Offenses, Forcible	50	11	3	1	19	11	1	0	0	0	73	23
Sex Offenses, Nonforcible	0	0	0	0	1	0	1	0	0	0	2	0
Stolen Property Offenses (Receiving, etc.)	7	6	55	43	64	23	3	0	0	0	129	72
Weapon Law Violations	2	2	11	10	20	10	1	1	0	0	34	23
Total	297	158	675	548	2270	951	137	67	7	3	3386	1727

Boyle County

A CRIME IS COMMITTED IN BOYLE COUNTY
EVERY 4 HOURS AND 57 MINUTES

FULL TIME SWORN LAW ENFORCEMENT EMPLOYEES

Agency	Male	Female	Total
STATE POLICE	43	1	44
BOYLE COUNTY SHERIFF'S OFFICE	10	0	10
DANVILLE POLICE DEPARTMENT	30	3	33
PERRYVILLE POLICE DEPARTMENT	0	0	0

**Kentucky State Police Troopers may be assigned to multiple counties per post.



County Seat: Danville
Population: 29,013
Registered Sex Offenders: 30

**BOYLE
COUNTY**

Group A Offenses By Category	State Police		Sheriff		Danville PD		Perryville PD		All Other Agencies		Total	
	Offenses		Offenses		Offenses		Offenses		Offenses		Offenses	
	Reported	Cleared	Reported	Cleared	Reported	Cleared	Reported	Cleared	Reported	Cleared	Reported	Cleared
Arson	1	0	0	0	3	0	0	0	0	0	4	0
Assault Offenses	6	3	37	28	246	151	0	0	0	0	289	182
Bribery	0	0	0	0	0	0	0	0	0	0	0	0
Burglary/Breaking and Entering	7	0	51	7	162	21	1	0	0	0	221	28
Counterfeiting/Forgery	1	1	3	1	43	14	0	0	0	0	47	16
Destruction/Damage/Vandalism Of Property	1	0	9	3	176	19	1	0	0	0	187	22
Drug/Narcotic Offenses	60	15	66	44	119	98	3	0	0	0	248	157
Embezzlement	0	0	0	0	0	0	0	0	0	0	0	0
Extortion/Blackmail	0	0	0	0	0	0	0	0	0	0	0	0
Fraud Offenses	4	2	17	1	87	20	0	0	0	0	108	23
Gambling Offenses	0	0	0	0	0	0	0	0	0	0	0	0
Homicide Offenses	0	0	0	0	6	3	0	0	0	0	6	3
Kidnapping/Abduction	0	0	1	1	7	5	0	0	0	0	8	6
Larceny/Theft Offenses	15	10	34	7	479	159	5	0	0	0	533	176
Motor Vehicle Theft	3	1	3	0	21	3	0	0	0	0	27	4
Pornography/Obscene Material	0	0	0	0	4	3	0	0	0	0	4	3
Prostitution Offenses	0	0	0	0	0	0	0	0	0	0	0	0
Robbery	0	0	0	0	14	2	0	0	0	0	14	2
Sex Offenses, Forcible	5	3	0	0	13	1	0	0	0	0	18	4
Sex Offenses, Nonforcible	1	0	0	0	0	0	0	0	0	0	1	0
Stolen Property Offenses (Receiving, etc.)	1	0	20	2	23	17	0	0	0	0	44	19
Weapon Law Violations	1	1	1	0	6	4	0	0	0	0	8	5
Total	106	36	242	94	1409	520	10	0	0	0	1767	650

Bracken County

A CRIME IS COMMITTED IN BRACKEN COUNTY
EVERY 1 DAY AND 5 HOURS

FULL TIME SWORN LAW ENFORCEMENT EMPLOYEES

Agency	Male	Female	Total
STATE POLICE	37	0	37
BRACKEN COUNTY SHERIFF'S OFFICE	5	0	5
AUGUSTA POLICE DEPARTMENT	3	0	3

**Kentucky State Police Troopers may be assigned to multiple counties per post.



County Seat: Brooksville
Population: 8,416
Registered Sex Offenders: 17

**BRACKEN
COUNTY**

Group A Offenses By Category	State Police		Sheriff		Augusta PD		All Other Agencies		Total	
	Reported	Cleared	Reported	Cleared	Reported	Cleared	Reported	Cleared	Reported	Cleared
Arson	2	0	0	0	0	0	0	0	2	0
Assault Offenses	13	7	35	9	16	7	0	0	64	23
Bribery	0	0	0	0	0	0	0	0	0	0
Burglary/Breaking and Entering	20	2	43	3	5	1	1	0	69	6
Counterfeiting/Forgery	1	0	1	0	0	0	4	0	6	0
Destruction/Damage/Vandalism Of Property	7	2	17	1	13	1	0	0	37	4
Drug/Narcotic Offenses	9	9	5	2	0	0	2	2	16	13
Embezzlement	0	0	0	0	0	0	0	0	0	0
Extortion/Blackmail	0	0	0	0	0	0	0	0	0	0
Fraud Offenses	0	0	2	0	0	0	0	0	2	0
Gambling Offenses	0	0	0	0	0	0	0	0	0	0
Homicide Offenses	0	0	0	0	0	0	0	0	0	0
Kidnapping/Abduction	0	0	0	0	0	0	0	0	0	0
Larceny/Theft Offenses	11	0	30	2	21	2	2	0	64	4
Motor Vehicle Theft	2	1	5	1	0	0	0	0	7	2
Pornography/Obscene Material	0	0	0	0	0	0	0	0	0	0
Prostitution Offenses	0	0	0	0	0	0	0	0	0	0
Robbery	0	0	1	0	0	0	0	0	1	0
Sex Offenses, Forcible	18	17	0	0	0	0	0	0	18	17
Sex Offenses, Nonforcible	3	2	0	0	0	0	0	0	3	2
Stolen Property Offenses (Receiving, etc.)	1	0	6	1	0	0	0	0	7	1
Weapon Law Violations	1	1	0	0	0	0	0	0	1	1
Total	88	41	145	19	55	11	9	2	297	73

**OFFENSE DATA
COLLEGES AND UNIVERSITIES**

GROUP-A	Eastern KY University	KY State University	Morehead University	Murray St. University	Northern KY University	University of Kentucky	University of Louisville	Western KY University	Total
Arson	2	0	1	7	1	2	0	1	14
Assault Offenses	44	20	6	27	9	128	42	33	309
Bribery	2	0	0	0	1	0	0	0	3
Burglary / Breaking and Entering	38	10	18	14	7	48	23	39	197
Counterfeiting/Forgery	4	0	0	1	4	2	3	1	15
Destruction/Damage/Vandalism of Property	89	9	47	21	22	141	66	46	441
Drug/Narcotic Offenses	18	2	9	33	22	249	57	89	479
Embezzlement	0	0	0	0	0	0	0	0	0
Extortion/Blackmail	0	0	0	0	0	1	1	0	2
Fraud Offenses	12	3	2	3	8	30	8	3	69
Gambling Offenses	0	0	0	0	0	0	0	0	0
Homicide Offenses	0	0	0	0	0	0	0	0	0
Kidnapping/Abduction	4	1	0	0	0	0	0	0	5
Larceny/Theft Offenses	172	80	65	97	80	649	350	108	1,601
Motor Vehicle Theft	3	0	0	1	0	17	6	2	29
Pornography/Obscene Material	0	0	0	0	0	0	0	0	0
Prostitution Offenses	0	0	0	0	0	0	1	0	1
Robbery	0	1	1	1	0	4	10	2	19
Sex Offenses (Forcible)	4	0	0	4	1	5	1	2	17
Sex Offenses (Non-forcible)	0	0	0	0	0	0	0	0	0
Stolen Property Offenses (Receiving, etc.)	6	0	3	1	2	17	3	4	36
Weapon Law Violations	0	0	0	0	0	7	2	1	10
TOTAL GROUP-A OFFENSES	398	126	152	210	157	1,300	573	331	3,247

*The chart above shows Group-A offenses which were reported by college and university campuses with security/police departments.

**BRACKEN
COUNTY**

Group A Offenses By Category	State Police		Sheriff		Augusta PD		All Other Agencies		Total	
	Reported	Cleared	Reported	Cleared	Reported	Cleared	Reported	Cleared	Reported	Cleared
Arson	2	0	0	0	0	0	0	0	2	0
Assault Offenses	13	7	35	9	16	7	0	0	64	23
Bribery	0	0	0	0	0	0	0	0	0	0
Burglary/Breaking and Entering	20	2	43	3	5	1	1	0	69	6
Counterfeiting/Forgery	1	0	1	0	0	0	4	0	6	0
Destruction/Damage/Vandalism Of Property	7	2	17	1	13	1	0	0	37	4
Drug/Narcotic Offenses	9	9	5	2	0	0	2	2	16	13
Embezzlement	0	0	0	0	0	0	0	0	0	0
Extortion/Blackmail	0	0	0	0	0	0	0	0	0	0
Fraud Offenses	0	0	2	0	0	0	0	0	2	0
Gambling Offenses	0	0	0	0	0	0	0	0	0	0
Homicide Offenses	0	0	0	0	0	0	0	0	0	0
Kidnapping/Abduction	0	0	0	0	0	0	0	0	0	0
Larceny/Theft Offenses	11	0	30	2	21	2	2	0	64	4
Motor Vehicle Theft	2	1	5	1	0	0	0	0	7	2
Pornography/Obscene Material	0	0	0	0	0	0	0	0	0	0
Prostitution Offenses	0	0	0	0	0	0	0	0	0	0
Robbery	0	0	1	0	0	0	0	0	1	0
Sex Offenses, Forcible	18	17	0	0	0	0	0	0	18	17
Sex Offenses, Nonforcible	3	2	0	0	0	0	0	0	3	2
Stolen Property Offenses (Receiving, etc.)	1	0	6	1	0	0	0	0	7	1
Weapon Law Violations	1	1	0	0	0	0	0	0	1	1
Total	88	41	145	19	55	11	9	2	297	73

Breathitt County

A CRIME IS COMMITTED IN BREATHITT COUNTY
EVERY 23 HOURS AND 32 MINUTES

FULL TIME SWORN LAW ENFORCEMENT EMPLOYEES

Agency	Male	Female	Total
STATE POLICE	38	1	39
BREATHITT COUNTY SHERIFF'S OFFICE	2	0	2
JACKSON POLICE DEPARTMENT	8	0	8

**Kentucky State Police Troopers may be assigned to multiple counties per post.



County Seat: Jackson
Population: 13,545
Registered Sex Offenders: 21

**OFFENSE DATA
COLLEGES AND UNIVERSITIES**

GROUP-A	Eastern KY University	KY State University	Morehead University	Murray St. University	Northern KY University	University of Kentucky	University of Louisville	Western KY University	Total
Arson	2	0	1	7	1	2	0	1	14
Assault Offenses	44	20	6	27	9	128	42	33	309
Bribery	2	0	0	0	1	0	0	0	3
Burglary / Breaking and Entering	38	10	18	14	7	48	23	39	197
Counterfeiting/Forgery	4	0	0	1	4	2	3	1	15
Destruction/Damage/Vandalism of Property	89	9	47	21	22	141	66	46	441
Drug/Narcotic Offenses	18	2	9	33	22	249	57	89	479
Embezzlement	0	0	0	0	0	0	0	0	0
Extortion/Blackmail	0	0	0	0	0	1	1	0	2
Fraud Offenses	12	3	2	3	8	30	8	3	69
Gambling Offenses	0	0	0	0	0	0	0	0	0
Homicide Offenses	0	0	0	0	0	0	0	0	0
Kidnapping/Abduction	4	1	0	0	0	0	0	0	5
Larceny/Theft Offenses	172	80	65	97	80	649	350	108	1,601
Motor Vehicle Theft	3	0	0	1	0	17	6	2	29
Pornography/Obscene Material	0	0	0	0	0	0	0	0	0
Prostitution Offenses	0	0	0	0	0	0	1	0	1
Robbery	0	1	1	1	0	4	10	2	19
Sex Offenses (Forcible)	4	0	0	4	1	5	1	2	17
Sex Offenses (Non-forcible)	0	0	0	0	0	0	0	0	0
Stolen Property Offenses (Receiving, etc.)	6	0	3	1	2	17	3	4	36
Weapon Law Violations	0	0	0	0	0	7	2	1	10
TOTAL GROUP-A OFFENSES	398	126	152	210	157	1,300	573	331	3,247

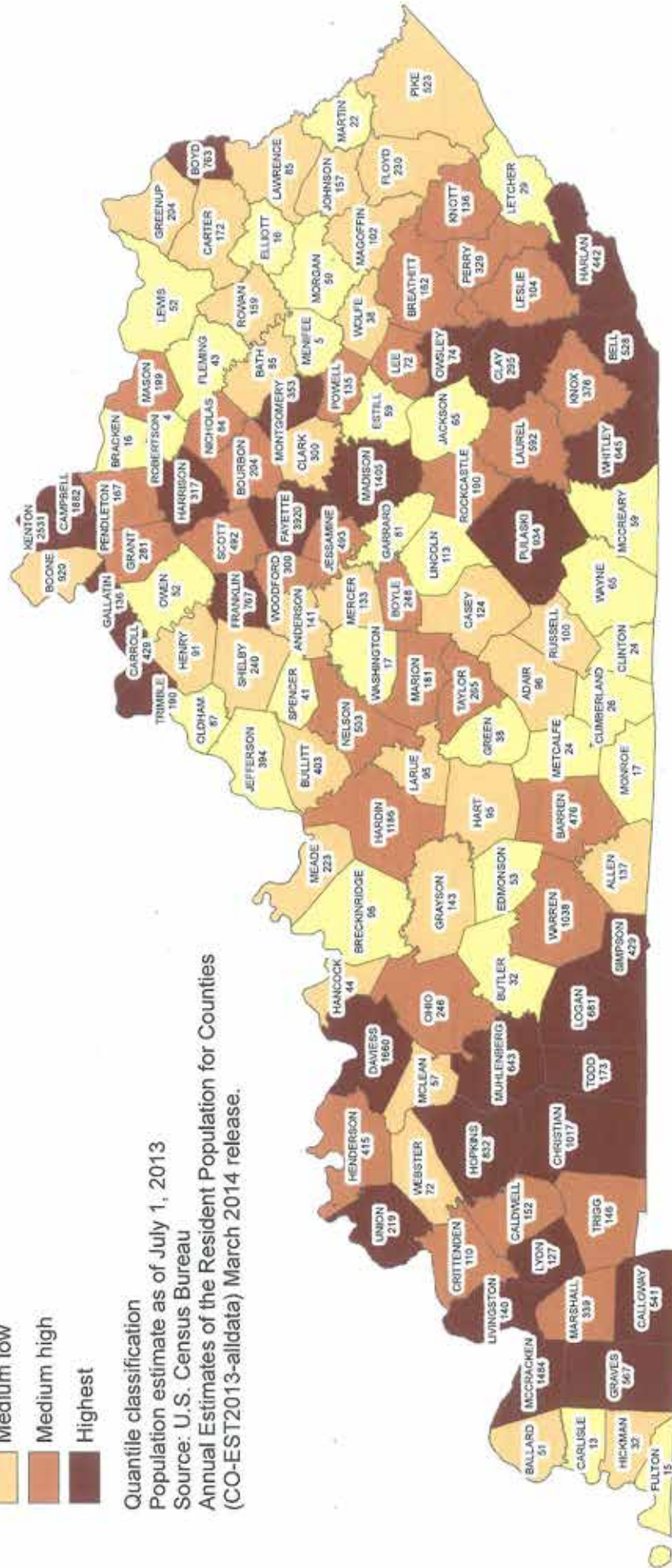
*The chart above shows Group-A offenses which were reported by college and university campuses with security/police departments.

Per capita rate ranking

- Lowest
- Medium low
- Medium high
- Highest

Quantile classification
 Population estimate as of July 1, 2013
 Source: U.S. Census Bureau
 Annual Estimates of the Resident Population for Counties
 (CO-EST2013-aldata) March 2014 release.

Kentucky State Police
 Criminal Identification and Records Branch
 GIS Section



Year 2013

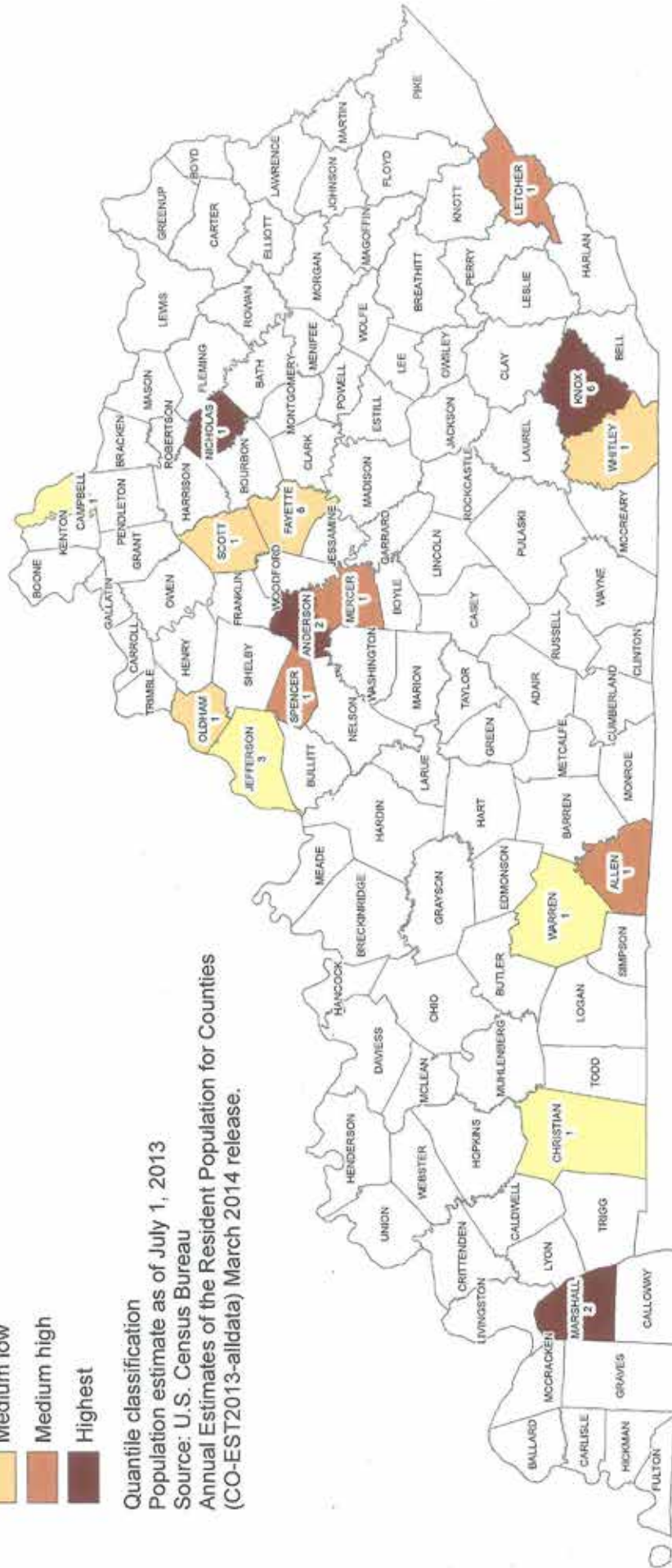
Drug / Narcotic Offenses by County

Per capita rate ranking

- No offenses reported
- Lowest
- Medium low
- Medium high
- Highest

Quantile classification
 Population estimate as of July 1, 2013
 Source: U.S. Census Bureau
 Annual Estimates of the Resident Population for Counties
 (CO-EST2013-aldata) March 2014 release.

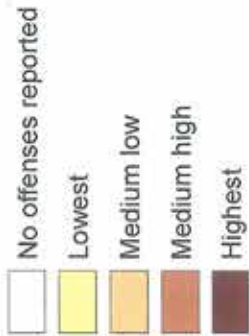
Kentucky State Police
 Criminal Identification and Records Branch
 GIS Section



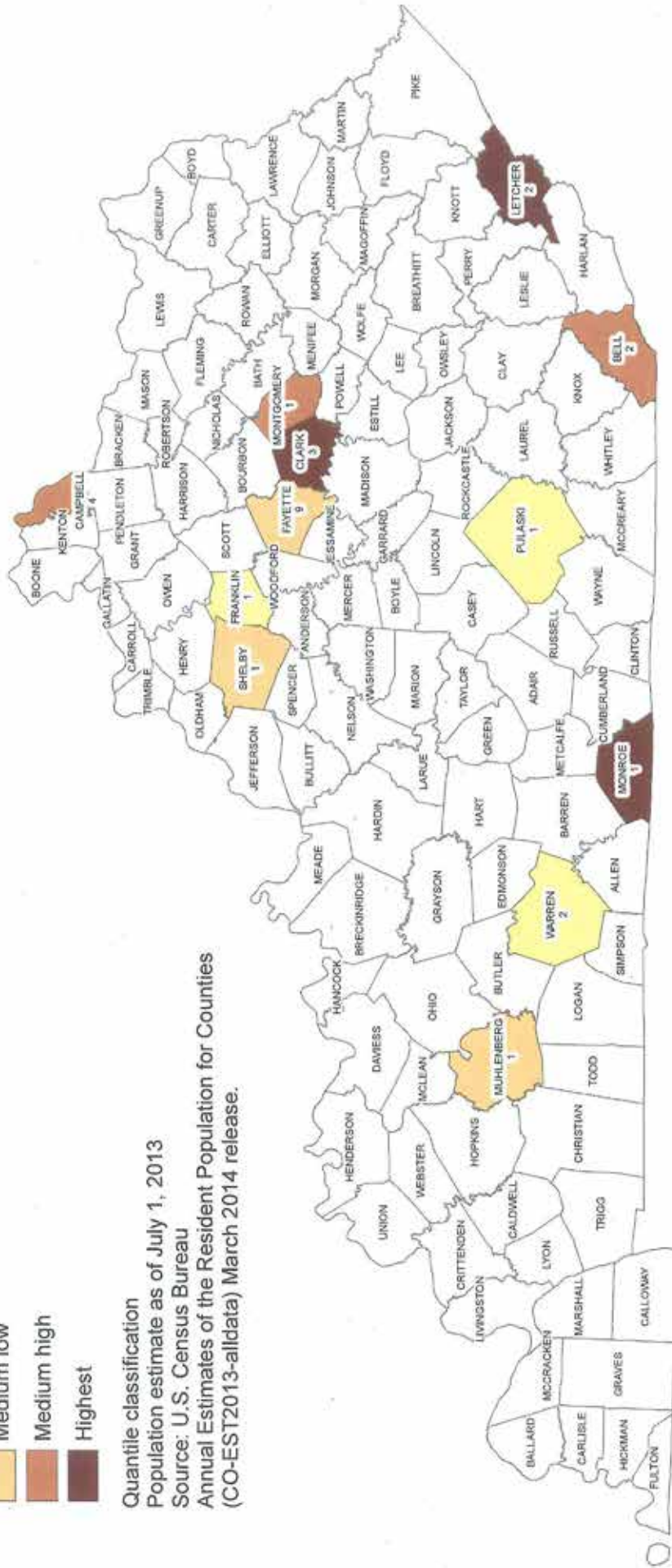
Year 2013

Extortion / Blackmail Offenses by County

Per capita rate ranking



Quantile classification
Population estimate as of July 1, 2013
Source: U.S. Census Bureau
Annual Estimates of the Resident Population for Counties
(CO-EST2013-alls) March 2014 release.



Year 2013

Gambling Offenses by County

Per capita rate ranking

- No offenses reported
- Lowest
- Medium low
- Medium high
- Highest

Quantile classification

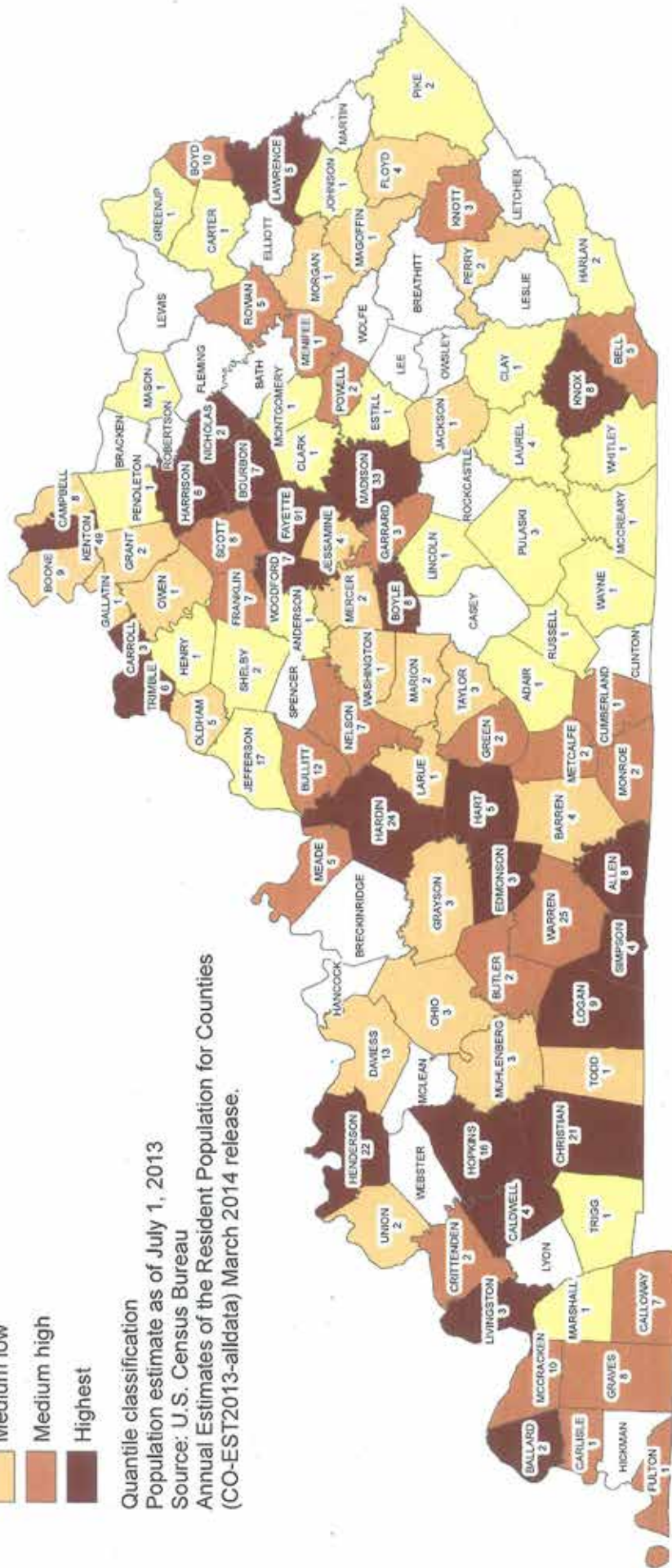
Population estimate as of July 1, 2013

Source: U.S. Census Bureau

Annual Estimates of the Resident Population for Counties

(CO-EST2013-aldata) March 2014 release.

Kentucky State Police
 Criminal Identification and Records Branch
 GIS Section



Year 2013

Kidnapping / Abduction Offenses by County

**ADAIR
COUNTY**

Group A Offenses By Category	State Police		Sheriff		Columbia PD		All Other Agencies		Total	
	Offenses		Offenses		Offenses		Offenses		Offenses	
	Reported	Cleared	Reported	Cleared	Reported	Cleared	Reported	Cleared	Reported	Cleared
Arson	6	2	1	1	0	0	0	0	7	3
Assault Offenses	36	22	9	7	37	21	0	0	82	50
Bribery	0	0	0	0	0	0	0	0	0	0
Burglary/Breaking and Entering	35	5	31	7	18	1	0	0	84	13
Counterfeiting/Forgery	20	18	6	0	11	11	0	0	37	29
Destruction/Damage/Vandalism Of Property	6	1	22	4	13	4	0	0	41	9
Drug/Narcotic Offenses	25	16	21	19	50	35	0	0	96	70
Embezzlement	0	0	0	0	0	0	0	0	0	0
Extortion/Blackmail	0	0	0	0	0	0	0	0	0	0
Fraud Offenses	9	7	0	0	3	0	0	0	12	7
Gambling Offenses	0	0	0	0	0	0	0	0	0	0
Homicide Offenses	0	0	0	0	0	0	0	0	0	0
Kidnapping/Abduction	1	0	0	0	0	0	0	0	1	0
Larceny/Theft Offenses	23	7	16	7	35	13	0	0	74	27
Motor Vehicle Theft	1	1	7	0	2	0	0	0	10	1
Pornography/Obscene Material	3	2	0	0	0	0	0	0	3	2
Prostitution Offenses	0	0	0	0	0	0	0	0	0	0
Robbery	1	0	1	1	0	0	0	0	2	1
Sex Offenses, Forcible	32	11	0	0	0	0	0	0	32	11
Sex Offenses, Nonforcible	3	3	0	0	1	0	0	0	4	3
Stolen Property Offenses (Receiving, etc.)	1	1	6	5	2	2	0	0	9	8
Weapon Law Violations	6	4	2	1	1	1	0	0	9	6
Total	208	100	122	52	173	88	0	0	503	240

**ALLEN
COUNTY**

Group A Offenses By Category	State Police		Sheriff		Scottsville PD		All Other Agencies		Total	
	Offenses		Offenses		Offenses		Offenses		Offenses	
	Reported	Cleared	Reported	Cleared	Reported	Cleared	Reported	Cleared	Reported	Cleared
Arson	2	0	1	1	0	0	0	0	3	1
Assault Offenses	14	13	21	12	41	31	0	0	76	56
Bribery	0	0	0	0	0	0	0	0	0	0
Burglary/Breaking and Entering	2	2	63	16	22	3	0	0	87	21
Counterfeiting/Forgery	0	0	1	1	24	1	0	0	25	2
Destruction/Damage/Vandalism Of Property	0	0	9	4	17	4	0	0	26	8
Drug/Narcotic Offenses	0	0	58	37	47	38	32	16	137	91
Embezzlement	0	0	0	0	0	0	0	0	0	0
Extortion/Blackmail	0	0	1	1	0	0	0	0	1	1
Fraud Offenses	0	0	9	8	35	6	1	0	45	14
Gambling Offenses	0	0	0	0	0	0	0	0	0	0
Homicide Offenses	0	0	0	0	0	0	0	0	0	0
Kidnapping/Abduction	1	1	6	3	1	0	0	0	8	4
Larceny/Theft Offenses	8	7	54	6	64	19	0	0	126	32
Motor Vehicle Theft	0	0	7	0	6	0	0	0	13	0
Pornography/Obscene Material	2	2	0	0	0	0	0	0	2	2
Prostitution Offenses	0	0	0	0	0	0	0	0	0	0
Robbery	0	0	1	1	1	0	0	0	2	1
Sex Offenses, Forcible	0	0	1	1	3	2	0	0	4	3
Sex Offenses, Nonforcible	0	0	0	0	0	0	0	0	0	0
Stolen Property Offenses (Receiving, etc.)	1	1	9	6	9	7	0	0	19	14
Weapon Law Violations	0	0	7	4	2	1	2	2	11	7
Total	30	26	248	101	272	112	35	18	585	257

**ANDERSON
COUNTY**

Group A Offenses By Category	State Police		Sheriff		Lawrenceburg PD		All Other Agencies		Total	
	Offenses		Offenses		Offenses		Offenses		Offenses	
	Reported	Cleared	Reported	Cleared	Reported	Cleared	Reported	Cleared	Reported	Cleared
Arson	2	0	0	0	0	0	0	0	2	0
Assault Offenses	19	11	13	4	99	87	0	0	131	102
Bribery	0	0	0	0	0	0	0	0	0	0
Burglary/Breaking and Entering	15	5	47	4	28	11	0	0	90	20
Counterfeiting/Forgery	1	0	34	1	24	6	0	0	59	7
Destruction/Damage/Vandalism Of Property	4	2	12	1	15	7	0	0	31	10
Drug/Narcotic Offenses	34	19	24	15	83	83	0	0	141	117
Embezzlement	0	0	0	0	0	0	0	0	0	0
Extortion/Blackmail	0	0	0	0	2	1	0	0	2	1
Fraud Offenses	7	3	6	3	11	3	1	0	25	9
Gambling Offenses	0	0	0	0	0	0	0	0	0	0
Homicide Offenses	1	0	0	0	0	0	0	0	1	0
Kidnapping/Abduction	1	0	0	0	0	0	0	0	1	0
Larceny/Theft Offenses	20	5	31	10	94	39	0	0	145	54
Motor Vehicle Theft	2	0	3	0	7	4	0	0	12	4
Pornography/Obscene Material	0	0	0	0	0	0	0	0	0	0
Prostitution Offenses	0	0	0	0	0	0	0	0	0	0
Robbery	0	0	0	0	2	1	0	0	2	1
Sex Offenses, Forcible	6	1	0	0	7	0	0	0	13	1
Sex Offenses, Nonforcible	3	1	0	0	0	0	0	0	3	1
Stolen Property Offenses (Receiving, etc.)	5	1	5	2	4	3	0	0	14	6
Weapon Law Violations	3	0	1	0	6	6	0	0	10	6
Total	123	48	176	40	382	251	1	0	682	339

**BALLARD
COUNTY**

Group A Offenses By Category	State Police		Sheriff		LaCenter PD		All Other Agencies		Total	
	Offenses		Offenses		Offenses		Offenses		Offenses	
	Reported	Cleared	Reported	Cleared	Reported	Cleared	Reported	Cleared	Reported	Cleared
Arson	0	0	1	0	0	0	0	0	1	0
Assault Offenses	7	5	67	33	0	0	0	0	74	38
Bribery	0	0	0	0	0	0	0	0	0	0
Burglary/Breaking and Entering	0	0	47	11	0	0	0	0	47	11
Counterfeiting/Forgery	0	0	3	2	0	0	0	0	3	2
Destruction/Damage/Mandalism Of Property	0	0	32	4	0	0	0	0	32	4
Drug/Narcotic Offenses	2	0	49	37	0	0	0	0	51	37
Embezzlement	0	0	0	0	0	0	0	0	0	0
Extortion/Blackmail	0	0	0	0	0	0	0	0	0	0
Fraud Offenses	0	0	10	3	0	0	0	0	10	3
Gambling Offenses	0	0	0	0	0	0	0	0	0	0
Homicide Offenses	0	0	0	0	0	0	0	0	0	0
Kidnapping/Abduction	1	0	1	0	0	0	0	0	2	0
Larceny/Theft Offenses	1	1	91	22	0	0	0	0	92	23
Motor Vehicle Theft	0	0	6	4	0	0	0	0	6	4
Pornography/Obscene Material	1	1	0	0	0	0	0	0	1	1
Prostitution Offenses	0	0	1	1	0	0	0	0	1	1
Robbery	0	0	0	0	0	0	0	0	0	0
Sex Offenses, Forcible	7	2	11	9	0	0	0	0	18	11
Sex Offenses, Nonforcible	1	1	2	1	0	0	0	0	3	2
Stolen Property Offenses (Receiving, etc.)	0	0	3	2	0	0	0	0	3	2
Weapon Law Violations	0	0	4	2	0	0	0	0	4	2
Total	20	10	328	131	0	0	0	0	348	141

**BARREN
COUNTY**

Group A Offenses By Category	State Police		Sheriff		Barren Co. Drug TF		Cave City PD		Glasgow PD	
	Reported	Cleared	Reported	Cleared	Reported	Cleared	Reported	Cleared	Reported	Cleared
Arson	2	0	1	0	0	0	1	0	2	0
Assault Offenses	17	12	22	7	4	4	12	8	182	107
Bribery	0	0	0	0	0	0	0	0	0	0
Burglary/Breaking and Entering	9	0	61	3	0	0	10	2	54	6
Counterfeiting/Forgery	0	0	1	0	3	0	8	0	39	1
Destruction/Damage/Vandalism Of Property	2	0	30	8	0	0	8	1	155	17
Drug/Narcotic Offenses	13	12	22	20	99	39	35	33	307	256
Embezzlement	0	0	0	0	0	0	0	0	0	0
Extortion/Blackmail	0	0	0	0	0	0	0	0	0	0
Fraud Offenses	14	4	13	0	0	0	0	0	15	0
Gambling Offenses	0	0	0	0	0	0	0	0	0	0
Homicide Offenses	1	0	0	0	0	0	0	0	0	0
Kidnapping/Abduction	0	0	1	0	0	0	0	0	3	2
Larceny/Theft Offenses	4	0	59	4	1	0	38	11	319	124
Motor Vehicle Theft	1	0	14	0	0	0	1	0	14	0
Pornography/Obscene Material	16	0	0	0	0	0	0	0	4	0
Prostitution Offenses	0	0	0	0	0	0	0	0	0	0
Robbery	1	0	0	0	0	0	2	0	3	1
Sex Offenses, Forcible	9	4	4	0	0	0	3	0	11	0
Sex Offenses, Nonforcible	0	0	1	0	0	0	0	0	4	1
Stolen Property Offenses (Receiving, etc.)	7	3	2	1	2	1	1	1	20	17
Weapon Law Violations	1	1	3	2	1	1	0	0	5	5
Total	97	36	234	45	110	45	119	56	1137	537

**BARREN
COUNTY**

Group A Offenses By Category	Park City Police Dept		All Other Agencies		Offenses		Offenses		Total	
	Offenses		Offenses		Offenses		Offenses		Offenses	
	Reported	Cleared	Reported	Cleared	Reported	Cleared	Reported	Cleared	Reported	Cleared
Arson	0	0	0	0					6	0
Assault Offenses	0	0	3	0					240	138
Bribery	0	0	0	0					0	0
Burglary/Breaking and Entering	0	0	0	0					134	11
Counterfeiting/Forgery	0	0	0	0					51	1
Destruction/Damage/Vandalism Of Property	0	0	0	0					195	26
Drug/Narcotic Offenses	0	0	0	0					476	360
Embezzlement	0	0	0	0					0	0
Extortion/Blackmail	0	0	0	0					0	0
Fraud Offenses	0	0	0	0					42	4
Gambling Offenses	0	0	0	0					0	0
Homicide Offenses	0	0	0	0					1	0
Kidnapping/Abduction	0	0	0	0					4	2
Larceny/Theft Offenses	0	0	0	0					421	139
Motor Vehicle Theft	0	0	0	0					30	0
Pornography/Obscene Material	0	0	0	0					20	0
Prostitution Offenses	0	0	0	0					0	0
Robbery	0	0	0	0					6	1
Sex Offenses, Forcible	0	0	0	0					27	4
Sex Offenses, Nonforcible	0	0	0	0					5	1
Stolen Property Offenses (Receiving, etc.)	0	0	2	0					34	23
Weapon Law Violations	0	0	0	0					10	9
Total	0	0	5	0	0	0	0	0	1702	719

**BATH
COUNTY**

Group A Offenses By Category	State Police		Sheriff		Owingsville PD		All Other Agencies		Total	
	Reported	Cleared	Reported	Cleared	Reported	Cleared	Reported	Cleared	Reported	Cleared
Arson	3	2	0	0	0	0	0	0	3	2
Assault Offenses	48	46	0	0	10	6	0	0	58	52
Bribery	0	0	0	0	0	0	0	0	0	0
Burglary/Breaking and Entering	29	7	0	0	10	2	0	0	39	9
Counterfeiting/Forgery	10	0	0	0	9	8	0	0	19	8
Destruction/Damage/Vandalism Of Property	4	4	0	0	8	4	0	0	12	8
Drug/Narcotic Offenses	63	39	0	0	22	20	0	0	85	59
Embezzlement	0	0	0	0	0	0	0	0	0	0
Extortion/Blackmail	0	0	0	0	0	0	0	0	0	0
Fraud Offenses	7	1	0	0	0	0	0	0	7	1
Gambling Offenses	0	0	0	0	0	0	0	0	0	0
Homicide Offenses	0	0	0	0	0	0	0	0	0	0
Kidnapping/Abduction	0	0	0	0	0	0	0	0	0	0
Larceny/Theft Offenses	13	2	1	0	11	3	0	0	25	5
Motor Vehicle Theft	5	2	0	0	1	1	0	0	6	3
Pornography/Obscene Material	0	0	0	0	0	0	0	0	0	0
Prostitution Offenses	0	0	0	0	0	0	0	0	0	0
Robbery	1	1	0	0	0	0	0	0	1	1
Sex Offenses, Forcible	6	2	0	0	0	0	0	0	6	2
Sex Offenses, Nonforcible	0	0	0	0	0	0	0	0	0	0
Stolen Property Offenses (Receiving, etc.)	5	2	0	0	2	1	0	0	7	3
Weapon Law Violations	4	3	0	0	0	0	0	0	4	3
Total	198	111	1	0	73	45	0	0	272	156

**BELL
COUNTY**

Group A Offenses By Category	State Police		Sheriff		Middlesboro PD		Pineville PD		All Other Agencies		Total	
	Offenses		Offenses		Offenses		Offenses		Offenses		Offenses	
	Reported	Cleared	Reported	Cleared	Reported	Cleared	Reported	Cleared	Reported	Cleared	Reported	Cleared
Arson	1	0	4	0	0	0	0	0	0	0	5	0
Assault Offenses	20	19	25	8	125	37	13	2	0	183	66	66
Bribery	0	0	2	1	1	1	0	0	0	3	2	2
Burglary/Breaking and Entering	19	5	29	1	51	13	14	3	0	113	22	22
Counterfeiting/Forgery	5	2	7	0	82	39	4	1	0	98	42	42
Destruction/Damage/Vandalism Of Property	7	2	10	1	95	6	9	1	0	121	10	10
Drug/Narcotic Offenses	100	25	18	15	351	330	17	17	42	528	387	387
Embezzlement	0	0	0	0	0	0	0	0	0	0	0	0
Extortion/Blackmail	0	0	0	0	0	0	0	0	0	0	0	0
Fraud Offenses	10	5	7	1	67	20	4	1	0	88	27	27
Gambling Offenses	2	2	0	0	0	0	0	0	0	2	2	2
Homicide Offenses	4	0	0	0	1	0	0	0	0	5	0	0
Kidnapping/Abduction	0	0	2	1	2	0	1	0	0	5	1	1
Larceny/Theft Offenses	31	6	81	1	674	334	51	13	0	837	354	354
Motor Vehicle Theft	3	1	6	1	16	0	2	0	0	27	2	2
Pornography/Obscene Material	0	0	2	2	1	1	0	0	0	3	3	3
Prostitution Offenses	0	0	0	0	8	4	0	0	0	8	4	4
Robbery	1	1	1	0	19	10	2	0	0	23	11	11
Sex Offenses, Forcible	12	1	2	1	13	8	1	0	0	28	10	10
Sex Offenses, Nonforcible	1	1	1	0	0	0	0	0	0	2	1	1
Stolen Property Offenses (Receiving, etc.)	5	3	28	0	10	4	1	1	0	44	8	8
Weapon Law Violations	2	1	3	3	7	7	0	0	0	12	11	11
Total	223	74	228	36	1523	814	119	39	42	2135	963	963

**BOONE
COUNTY**

Group A Offenses By Category	State Police			Sheriff			Florence PD			Cin-N KY Airport PD			All Other Agencies			Total	
	Offenses			Offenses			Offenses			Offenses			Offenses			Offenses	
	Reported	Cleared		Reported	Cleared		Reported	Cleared		Reported	Cleared		Reported	Cleared		Reported	Cleared
Arson	0	0		8	3		5	1		0	0		0	0		13	4
Assault Offenses	4	4		429	252		216	91		4	3		2	2		655	352
Bribery	0	0		1	1		0	0		0	0		0	0		1	1
Burglary/Breaking and Entering	0	0		398	100		182	47		1	1		1	0		582	148
Counterfeiting/Forgery	3	2		88	54		220	175		15	15		1	0		327	246
Destruction/Damage/Vandalism Of Property	0	0		491	124		325	45		7	2		0	0		823	171
Drug/Narcotic Offenses	14	12		461	433		307	291		57	57		81	49		920	842
Embezzlement	0	0		0	0		0	0		0	0		0	0		0	0
Extortion/Blackmail	0	0		0	0		0	0		0	0		0	0		0	0
Fraud Offenses	1	0		216	116		186	71		10	5		12	11		425	203
Gambling Offenses	0	0		0	0		0	0		0	0		0	0		0	0
Homicide Offenses	0	0		1	1		0	0		0	0		0	0		1	1
Kidnapping/Abduction	0	0		5	4		4	4		0	0		0	0		9	8
Larceny/Theft Offenses	2	0		1116	315		1546	746		73	30		1	0		2738	1091
Motor Vehicle Theft	0	0		82	31		81	31		0	0		0	0		163	62
Pornography/Obscene Material	43	39		7	5		4	3		0	0		0	0		54	47
Prostitution Offenses	0	0		0	0		0	0		0	0		0	0		0	0
Robbery	0	0		19	9		39	21		0	0		0	0		58	30
Sex Offenses, Forcible	1	0		104	76		70	51		0	0		0	0		175	127
Sex Offenses, Nonforcible	0	0		9	8		26	26		0	0		0	0		35	34
Stolen Property Offenses (Receiving, etc.)	1	0		70	44		117	82		4	2		0	0		192	128
Weapon Law Violations	2	0		28	28		3	2		11	10		0	0		44	40
Total	71	57		3533	1604		3331	1687		182	125		98	62		7215	3535

**BOURBON
COUNTY**

Group A Offenses By Category	State Police		Sheriff		Paris PD		All Other Agencies		Total	
	Offenses		Offenses		Offenses		Offenses		Offenses	
	Reported	Cleared	Reported	Cleared	Reported	Cleared	Reported	Cleared	Reported	Cleared
Arson	2	1	1	1	2	2	0	0	5	4
Assault Offenses	18	16	14	5	144	87	0	0	176	108
Bribery	0	0	0	0	0	0	0	0	0	0
Burglary/Breaking and Entering	34	3	43	3	84	18	0	0	161	24
Counterfeiting/Forgery	0	0	39	36	90	51	0	0	129	87
Destruction/Damage/Vandalism Of Property	4	2	2	0	109	14	0	0	115	16
Drug/Narcotic Offenses	50	34	7	4	147	125	0	0	204	163
Embezzlement	0	0	0	0	0	0	0	0	0	0
Extortion/Blackmail	0	0	0	0	0	0	0	0	0	0
Fraud Offenses	0	0	14	2	32	8	1	0	47	10
Gambling Offenses	0	0	0	0	0	0	0	0	0	0
Homicide Offenses	0	0	0	0	0	0	0	0	0	0
Kidnapping/Abduction	0	0	1	0	6	4	0	0	7	4
Larceny/Theft Offenses	22	3	77	12	244	82	0	0	343	97
Motor Vehicle Theft	3	1	2	0	11	2	0	0	16	3
Pornography/Obscene Material	2	2	1	0	1	0	0	0	4	2
Prostitution Offenses	0	0	0	0	0	0	0	0	0	0
Robbery	0	0	1	1	6	3	0	0	7	4
Sex Offenses, Forcible	6	0	1	0	4	3	0	0	11	3
Sex Offenses, Nonforcible	0	0	0	0	4	4	0	0	4	4
Stolen Property Offenses (Receiving, etc.)	1	1	2	1	28	20	0	0	31	22
Weapon Law Violations	2	2	1	0	5	4	0	0	8	6
Total	144	65	206	65	917	427	1	0	1268	557

**BOYD
COUNTY**

Group A Offenses By Category	State Police		Sheriff		Ashland PD		Cattlettsburg PD		All Other Agencies		Total	
	Offenses		Offenses		Offenses		Offenses		Offenses		Offenses	
	Reported	Cleared	Reported	Cleared	Reported	Cleared	Reported	Cleared	Reported	Cleared	Reported	Cleared
Arson	5	5	0	0	2	0	0	0	0	0	7	5
Assault Offenses	20	15	97	82	295	201	21	6	0	0	433	304
Bribery	0	0	0	0	0	0	0	0	0	0	0	0
Burglary/Breaking and Entering	18	3	40	25	188	20	13	1	0	0	259	49
Counterfeiting/Forgery	13	4	11	11	56	4	3	0	0	0	83	19
Destruction/Damage/Vandalism Of Property	1	0	14	6	147	22	2	0	0	0	164	28
Drug/Narcotic Offenses	109	80	298	273	294	249	57	52	5	1	763	655
Embezzlement	0	0	0	0	0	0	0	0	0	0	0	0
Extortion/Blackmail	0	0	0	0	0	0	0	0	0	0	0	0
Fraud Offenses	12	8	22	14	114	18	3	0	2	2	153	42
Gambling Offenses	0	0	0	0	0	0	0	0	0	0	0	0
Homicide Offenses	3	2	0	0	1	1	0	0	0	0	4	3
Kidnapping/Abduction	0	0	3	2	7	6	0	0	0	0	10	8
Larceny/Theft Offenses	45	17	115	76	935	347	28	6	0	0	1123	446
Motor Vehicle Theft	1	0	4	4	39	14	2	0	0	0	46	18
Pornography/Obscene Material	6	0	1	1	55	0	0	0	0	0	62	1
Prostitution Offenses	5	5	0	0	17	14	0	0	0	0	22	19
Robbery	0	0	1	0	16	11	2	1	0	0	19	12
Sex Offenses, Forcible	50	11	3	1	19	11	1	0	0	0	73	23
Sex Offenses, Nonforcible	0	0	0	0	1	0	1	0	0	0	2	0
Stolen Property Offenses (Receiving, etc.)	7	6	55	43	64	23	3	0	0	0	129	72
Weapon Law Violations	2	2	11	10	20	10	1	1	0	0	34	23
Total	297	158	675	548	2270	951	137	67	7	3	3386	1727

**BOYLE
COUNTY**

Group A Offenses By Category	State Police		Sheriff		Danville PD		Perryville PD		All Other Agencies		Total	
	Offenses		Offenses		Offenses		Offenses		Offenses		Offenses	
	Reported	Cleared	Reported	Cleared	Reported	Cleared	Reported	Cleared	Reported	Cleared	Reported	Cleared
Arson	1	0	0	0	3	0	0	0	0	0	4	0
Assault Offenses	6	3	37	28	246	151	0	0	0	0	289	182
Bribery	0	0	0	0	0	0	0	0	0	0	0	0
Burglary/Breaking and Entering	7	0	51	7	162	21	1	0	0	0	221	28
Counterfeiting/Forgery	1	1	3	1	43	14	0	0	0	0	47	16
Destruction/Damage/Vandalism Of Property	1	0	9	3	176	19	1	0	0	0	187	22
Drug/Narcotic Offenses	60	15	66	44	119	98	3	0	0	0	248	157
Embezzlement	0	0	0	0	0	0	0	0	0	0	0	0
Extortion/Blackmail	0	0	0	0	0	0	0	0	0	0	0	0
Fraud Offenses	4	2	17	1	87	20	0	0	0	0	108	23
Gambling Offenses	0	0	0	0	0	0	0	0	0	0	0	0
Homicide Offenses	0	0	0	0	6	3	0	0	0	0	6	3
Kidnapping/Abduction	0	0	1	1	7	5	0	0	0	0	8	6
Larceny/Theft Offenses	15	10	34	7	479	159	5	0	0	0	533	176
Motor Vehicle Theft	3	1	3	0	21	3	0	0	0	0	27	4
Pornography/Obscene Material	0	0	0	0	4	3	0	0	0	0	4	3
Prostitution Offenses	0	0	0	0	0	0	0	0	0	0	0	0
Robbery	0	0	0	0	14	2	0	0	0	0	14	2
Sex Offenses, Forcible	5	3	0	0	13	1	0	0	0	0	18	4
Sex Offenses, Nonforcible	1	0	0	0	0	0	0	0	0	0	1	0
Stolen Property Offenses (Receiving, etc.)	1	0	20	2	23	17	0	0	0	0	44	19
Weapon Law Violations	1	1	1	0	6	4	0	0	0	0	8	5
Total	106	36	242	94	1409	520	10	0	0	0	1767	650

**BRACKEN
COUNTY**

Group A Offenses By Category	State Police		Sheriff		Augusta PD		All Other Agencies		Total	
	Reported	Cleared	Reported	Cleared	Reported	Cleared	Reported	Cleared	Reported	Cleared
Arson	2	0	0	0	0	0	0	0	2	0
Assault Offenses	13	7	35	9	16	7	0	0	64	23
Bribery	0	0	0	0	0	0	0	0	0	0
Burglary/Breaking and Entering	20	2	43	3	5	1	1	0	69	6
Counterfeiting/Forgery	1	0	1	0	0	0	4	0	6	0
Destruction/Damage/Vandalism Of Property	7	2	17	1	13	1	0	0	37	4
Drug/Narcotic Offenses	9	9	5	2	0	0	2	2	16	13
Embezzlement	0	0	0	0	0	0	0	0	0	0
Extortion/Blackmail	0	0	0	0	0	0	0	0	0	0
Fraud Offenses	0	0	2	0	0	0	0	0	2	0
Gambling Offenses	0	0	0	0	0	0	0	0	0	0
Homicide Offenses	0	0	0	0	0	0	0	0	0	0
Kidnapping/Abduction	0	0	0	0	0	0	0	0	0	0
Larceny/Theft Offenses	11	0	30	2	21	2	2	0	64	4
Motor Vehicle Theft	2	1	5	1	0	0	0	0	7	2
Pornography/Obscene Material	0	0	0	0	0	0	0	0	0	0
Prostitution Offenses	0	0	0	0	0	0	0	0	0	0
Robbery	0	0	1	0	0	0	0	0	1	0
Sex Offenses, Forcible	18	17	0	0	0	0	0	0	18	17
Sex Offenses, Nonforcible	3	2	0	0	0	0	0	0	3	2
Stolen Property Offenses (Receiving, etc.)	1	0	6	1	0	0	0	0	7	1
Weapon Law Violations	1	1	0	0	0	0	0	0	1	1
Total	88	41	145	19	55	11	9	2	297	73

**BREATHITT
COUNTY**

Group A Offenses By Category	State Police		Sheriff		Jackson PD		All Other Agencies		Total	
	Offenses		Offenses		Offenses		Offenses		Offenses	
	Reported	Cleared	Reported	Cleared	Reported	Cleared	Reported	Cleared	Reported	Cleared
Arson	0	0	0	0	0	0	0	0	0	0
Assault Offenses	33	26	0	0	5	0	0	0	38	26
Bribery	0	0	0	0	0	0	0	0	0	0
Burglary/Breaking and Entering	32	6	0	0	14	2	0	0	46	8
Counterfeiting/Forgery	1	0	0	0	15	0	0	0	16	0
Destruction/Damage/Vandalism Of Property	6	3	0	0	6	0	0	0	12	3
Drug/Narcotic Offenses	101	44	0	0	37	37	24	0	162	81
Embezzlement	0	0	0	0	0	0	0	0	0	0
Extortion/Blackmail	0	0	0	0	0	0	0	0	0	0
Fraud Offenses	4	0	0	0	2	0	0	0	6	0
Gambling Offenses	0	0	0	0	0	0	0	0	0	0
Homicide Offenses	1	1	0	0	0	0	0	0	1	1
Kidnapping/Abduction	0	0	0	0	0	0	0	0	0	0
Larceny/Theft Offenses	20	1	0	0	33	3	0	0	53	4
Motor Vehicle Theft	10	2	0	0	3	1	0	0	13	3
Pornography/Obscene Material	1	0	0	0	0	0	0	0	1	0
Prostitution Offenses	0	0	0	0	0	0	0	0	0	0
Robbery	0	0	0	0	1	0	0	0	1	0
Sex Offenses, Forcible	14	6	0	0	1	0	0	0	15	6
Sex Offenses, Nonforcible	0	0	0	0	0	0	0	0	0	0
Stolen Property Offenses (Receiving, etc.)	4	2	0	0	2	2	0	0	6	4
Weapon Law Violations	1	1	0	0	1	0	0	0	2	1
Total	228	92	0	0	120	45	24	0	372	137

**BREATHITT
COUNTY**

Group A Offenses By Category	State Police		Sheriff		Jackson PD		All Other Agencies		Total	
	Offenses		Offenses		Offenses		Offenses		Offenses	
	Reported	Cleared	Reported	Cleared	Reported	Cleared	Reported	Cleared	Reported	Cleared
Arson	0	0	0	0	0	0	0	0	0	0
Assault Offenses	33	26	0	0	5	0	0	0	38	26
Bribery	0	0	0	0	0	0	0	0	0	0
Burglary/Breaking and Entering	32	6	0	0	14	2	0	0	46	8
Counterfeiting/Forgery	1	0	0	0	15	0	0	0	16	0
Destruction/Damage/Vandalism Of Property	6	3	0	0	6	0	0	0	12	3
Drug/Narcotic Offenses	101	44	0	0	37	37	24	0	162	81
Embezzlement	0	0	0	0	0	0	0	0	0	0
Extortion/Blackmail	0	0	0	0	0	0	0	0	0	0
Fraud Offenses	4	0	0	0	2	0	0	0	6	0
Gambling Offenses	0	0	0	0	0	0	0	0	0	0
Homicide Offenses	1	1	0	0	0	0	0	0	1	1
Kidnapping/Abduction	0	0	0	0	0	0	0	0	0	0
Larceny/Theft Offenses	20	1	0	0	33	3	0	0	53	4
Motor Vehicle Theft	10	2	0	0	3	1	0	0	13	3
Pornography/Obscene Material	1	0	0	0	0	0	0	0	1	0
Prostitution Offenses	0	0	0	0	0	0	0	0	0	0
Robbery	0	0	0	0	1	0	0	0	1	0
Sex Offenses, Forcible	14	6	0	0	1	0	0	0	15	6
Sex Offenses, Nonforcible	0	0	0	0	0	0	0	0	0	0
Stolen Property Offenses (Receiving, etc.)	4	2	0	0	2	2	0	0	6	4
Weapon Law Violations	1	1	0	0	1	0	0	0	2	1
Total	228	92	0	0	120	45	24	0	372	137

Breckinridge County

A CRIME IS COMMITTED IN BRECKINRIDGE COUNTY
EVERY 1 DAY AND 6 HOURS

FULL TIME SWORN LAW ENFORCEMENT EMPLOYEES

Agency	Male	Female	Total
STATE POLICE	46	1	47
BRECKINRIDGE COUNTY SHERIFF'S OFFICE	9	2	11
HARDINSBURG POLICE DEPARTMENT	5	0	5
CLOVERPORT POLICE DEPARTMENT	1	0	1
IRVINGTON POLICE DEPARTMENT	4	0	4

**Kentucky State Police Troopers may be assigned to multiple counties per post.



County Seat: Hardinsburg
Population: 20,040
Registered Sex Offenders: 48

**BRECKINRIDGE
COUNTY**

Group A Offenses By Category	State Police		Sheriff		Hardinsburg PD		Cloverport PD		Irvington PD		All Other Agencies		Total	
	Offenses		Offenses		Offenses		Offenses		Offenses		Offenses		Offenses	
	Reported	Cleared	Reported	Cleared	Reported	Cleared	Reported	Cleared	Reported	Cleared	Reported	Cleared	Reported	Cleared
Arson	0	0	0	0	0	0	0	0	0	0	0	0	0	0
Assault Offenses	4	4	8	8	4	4	0	0	3	3	0	0	19	19
Bribery	0	0	0	0	0	0	0	0	0	0	0	0	0	0
Burglary/Breaking and Entering	5	3	21	12	8	0	0	0	2	1	0	0	36	16
Counterfeiting/Forgery	6	0	0	0	0	0	0	0	0	0	0	0	6	0
Destruction/Damage/Vandalism Of Property	0	0	5	2	7	0	0	0	1	0	0	0	13	2
Drug/Narcotic Offenses	49	37	21	21	17	17	0	0	8	8	1	1	96	84
Embezzlement	0	0	0	0	0	0	0	0	0	0	0	0	0	0
Extortion/Blackmail	0	0	0	0	0	0	0	0	0	0	0	0	0	0
Fraud Offenses	3	2	0	0	1	0	0	0	2	0	1	0	7	2
Gambling Offenses	0	0	0	0	0	0	0	0	0	0	0	0	0	0
Homicide Offenses	1	1	0	0	0	0	0	0	0	0	0	0	1	1
Kidnapping/Abduction	0	0	0	0	0	0	0	0	0	0	0	0	0	0
Larceny/Theft Offenses	8	3	25	11	16	4	0	0	7	0	0	0	56	18
Motor Vehicle Theft	1	0	5	0	2	0	0	0	2	1	0	0	10	1
Pornography/Obscene Material	1	0	2	2	1	1	0	0	0	0	0	0	4	3
Prostitution Offenses	0	0	0	0	0	0	0	0	0	0	0	0	0	0
Robbery	0	0	0	0	0	0	0	0	0	0	0	0	0	0
Sex Offenses, Forcible	21	17	2	1	2	2	0	0	1	1	0	0	26	21
Sex Offenses, Nonforcible	5	5	0	0	0	0	0	0	0	0	0	0	5	5
Stolen Property Offenses (Receiving, etc.)	1	1	5	5	1	1	0	0	0	0	0	0	7	7
Weapon Law Violations	2	2	0	0	2	2	0	0	0	0	1	1	5	5
Total	107	75	94	62	61	31	0	0	26	14	3	2	291	184

Bullitt County

A CRIME IS COMMITTED IN BULLITT COUNTY
EVERY 3 HOURS AND 6 MINUTES

FULL TIME SWORN LAW ENFORCEMENT EMPLOYEES

Agency	Male	Female	Total
STATE POLICE	46	1	47
BULLITT COUNTY SHERIFF'S OFFICE	46	3	49
SHEPHERDSVILLE POLICE DEPARTMENT	23	0	23
LEBANON JUNCTION POLICE DEPARTMENT	4	0	4
MT. WASHINGTON POLICE DEPARTMENT	13	1	14
HILLVIEW POLICE DEPARTMENT	13	0	13
PIONEER VILLAGE POLICE DEPARTMENT	4	0	0

**Kentucky State Police Troopers may be assigned to multiple counties per post.



County Seat: Shepherdsville
Population: 76,854
Registered Sex Offenders: 68

**BULLITT
COUNTY**

Group A Offenses By Category	State Police		Sheriff		Shepherdsville PD		Lebanon Junction		Mt. Washington PD	
	Reported	Cleared	Reported	Cleared	Reported	Cleared	Reported	Cleared	Reported	Cleared
Arson	0	0	2	0	0	0	0	0	0	0
Assault Offenses	0	0	110	33	199	102	12	7	12	6
Bribery	0	0	0	0	1	1	0	0	0	0
Burglary/Breaking and Entering	0	0	211	10	83	7	9	1	41	3
Counterfeiting/Forgery	0	0	27	1	14	2	2	0	2	0
Destruction/Damage/Vandalism Of Property	0	0	118	12	99	16	2	1	28	6
Drug/Narcotic Offenses	16	10	86	77	273	262	0	0	2	2
Embezzlement	0	0	0	0	0	0	0	0	0	0
Extortion/Blackmail	0	0	0	0	0	0	0	0	0	0
Fraud Offenses	0	0	75	2	25	7	3	0	6	0
Gambling Offenses	0	0	0	0	0	0	0	0	0	0
Homicide Offenses	0	0	0	0	0	0	0	0	0	0
Kidnapping/Abduction	0	0	4	1	7	4	1	1	0	0
Larceny/Theft Offenses	0	0	353	11	297	24	12	4	95	7
Motor Vehicle Theft	0	0	24	2	31	1	2	0	5	2
Pornography/Obscene Material	21	21	2	0	2	0	1	1	0	0
Prostitution Offenses	0	0	0	0	1	0	0	0	0	0
Robbery	0	0	6	1	5	1	0	0	0	0
Sex Offenses, Forcible	4	1	26	2	43	1	4	1	2	0
Sex Offenses, Nonforcible	0	0	1	0	0	0	0	0	0	0
Stolen Property Offenses (Receiving, etc.)	2	0	4	1	7	3	1	1	1	1
Weapon Law Violations	2	2	3	2	10	10	0	0	1	1
Total	45	34	1052	155	1097	441	49	17	195	28

**BULLITT
COUNTY**

Group A Offenses By Category	Pioneer Village PD		Hillview PD		All Other Agencies		Total	
	Offenses		Offenses		Offenses		Offenses	
	Reported	Cleared	Reported	Cleared	Reported	Cleared	Reported	Cleared
Arson	0	0	0	0	0	0	2	0
Assault Offenses	4	0	29	15	0	0	366	163
Bribery	0	0	0	0	0	0	1	1
Burglary/Breaking and Entering	5	0	44	2	0	0	393	23
Counterfeiting/Forgery	7	6	3	0	0	0	55	9
Destruction/Damage/Vandalism Of Property	6	0	65	7	0	0	318	42
Drug/Narcotic Offenses	2	0	24	24	0	0	403	375
Embezzlement	0	0	0	0	0	0	0	0
Extortion/Blackmail	0	0	0	0	0	0	0	0
Fraud Offenses	1	0	13	1	0	0	123	10
Gambling Offenses	0	0	0	0	0	0	0	0
Homicide Offenses	0	0	0	0	0	0	0	0
Kidnapping/Abduction	0	0	0	0	0	0	12	6
Larceny/Theft Offenses	7	4	137	9	1	1	902	60
Motor Vehicle Theft	1	0	7	2	2	0	72	7
Pornography/Obscene Material	0	0	0	0	0	0	26	22
Prostitution Offenses	0	0	0	0	0	0	1	0
Robbery	0	0	6	0	0	0	17	2
Sex Offenses, Forcible	0	0	3	0	0	0	82	5
Sex Offenses, Nonforcible	0	0	0	0	0	0	1	0
Stolen Property Offenses (Receiving, etc.)	1	1	6	6	0	0	22	13
Weapon Law Violations	0	0	2	2	0	0	18	17
Total	34	11	339	68	3	1	2814	755

Butler County

A CRIME IS COMMITTED IN BUTLER COUNTY
EVERY 22 HOURS AND 27 MINUTES

FULL TIME SWORN LAW ENFORCEMENT EMPLOYEES

Agency	Male	Female	Total
STATE POLICE	45	1	46
BUTLER COUNTY SHERIFF'S OFFICE	6	0	6
MORGANTOWN POLICE DEPARTMENT	6	0	6

**Kentucky State Police Troopers may be assigned to multiple counties per post.



County Seat: Morgantown
Population: 12,793
Registered Sex Offenders: 68

**BUTLER
COUNTY**

Group A Offenses By Category	State Police		Sheriff		Morgantown PD		All Other Agencies		Total	
	Offenses		Offenses		Offenses		Offenses		Offenses	
	Reported	Cleared	Reported	Cleared	Reported	Cleared	Reported	Cleared	Reported	Cleared
Arson	1	0	2	0	0	0	0	0	3	0
Assault Offenses	7	4	16	8	31	7	0	0	54	19
Bribery	0	0	0	0	0	0	0	0	0	0
Burglary/Breaking and Entering	1	1	22	1	9	0	0	0	32	2
Counterfeiting/Forgery	2	2	16	0	5	0	0	0	23	2
Destruction/Damage/Vandalism Of Property	0	0	11	1	15	3	0	0	26	4
Drug/Narcotic Offenses	8	4	21	18	3	3	0	0	32	25
Embezzlement	0	0	0	0	0	0	0	0	0	0
Extortion/Blackmail	0	0	0	0	0	0	0	0	0	0
Fraud Offenses	3	0	2	0	5	0	0	0	10	0
Gambling Offenses	0	0	0	0	0	0	0	0	0	0
Homicide Offenses	0	0	0	0	0	0	0	0	0	0
Kidnapping/Abduction	0	0	2	1	0	0	0	0	2	1
Larceny/Theft Offenses	6	4	20	1	54	17	0	0	80	22
Motor Vehicle Theft	1	0	9	0	4	0	0	0	14	0
Pornography/Obscene Material	2	1	0	0	0	0	0	0	2	1
Prostitution Offenses	0	0	0	0	0	0	0	0	0	0
Robbery	0	0	0	0	0	0	0	0	0	0
Sex Offenses, Forcible	68	66	0	0	2	0	0	0	70	66
Sex Offenses, Nonforcible	40	40	0	0	0	0	0	0	40	40
Stolen Property Offenses (Receiving, etc.)	0	0	1	1	0	0	0	0	1	1
Weapon Law Violations	0	0	1	1	0	0	0	0	1	1
Total	139	122	123	32	128	30	0	0	390	184

Caldwell County

A CRIME IS COMMITTED IN CALDWELL
COUNTY EVERY 13 HOURS AND 28 MINUTES

FULL TIME SWORN LAW ENFORCEMENT EMPLOYEES

Agency	Male	Female	Total
STATE POLICE	41	0	41
CALDWELL COUNTY SHERIFF'S OFFICE	8	1	9
PRINCETON POLICE DEPARTMENT	16	0	16

**Kentucky State Police Troopers may be assigned to multiple counties per post.



County Seat: Princeton
Population: 12,823
Registered Sex Offenders: 28

**CALDWELL
COUNTY**

Group A Offenses By Category	State Police		Sheriff		Princeton PD		All Other Agencies		Total	
	Offenses		Offenses		Offenses		Offenses		Offenses	
	Reported	Cleared	Reported	Cleared	Reported	Cleared	Reported	Cleared	Reported	Cleared
Arson	2	0	1	0	1	0	0	0	4	0
Assault Offenses	2	1	33	24	101	73	0	0	136	98
Bribery	0	0	0	0	0	0	0	0	0	0
Burglary/Breaking and Entering	3	0	15	1	35	9	0	0	53	10
Counterfeiting/Forgery	19	18	1	0	38	12	0	0	58	30
Destruction/Damage/Vandalism Of Property	5	1	7	1	22	6	0	0	34	8
Drug/Narcotic Offenses	9	6	52	43	67	57	24	2	152	108
Embezzlement	0	0	0	0	0	0	0	0	0	0
Extortion/Blackmail	0	0	0	0	0	0	0	0	0	0
Fraud Offenses	2	0	1	1	11	6	0	0	14	7
Gambling Offenses	0	0	0	0	0	0	0	0	0	0
Homicide Offenses	1	0	0	0	0	0	0	0	1	0
Kidnapping/Abduction	0	0	1	1	3	3	0	0	4	4
Larceny/Theft Offenses	22	20	34	12	96	37	0	0	152	69
Motor Vehicle Theft	1	0	4	1	5	2	0	0	10	3
Pornography/Obscene Material	0	0	0	0	4	4	0	0	4	4
Prostitution Offenses	0	0	0	0	0	0	0	0	0	0
Robbery	0	0	0	0	4	1	0	0	4	1
Sex Offenses, Forcible	6	3	2	1	4	3	0	0	12	7
Sex Offenses, Nonforcible	0	0	0	0	2	2	0	0	2	2
Stolen Property Offenses (Receiving, etc.)	0	0	3	2	1	1	0	0	4	3
Weapon Law Violations	2	2	2	2	2	1	0	0	6	5
Total	74	51	156	89	396	217	24	2	650	359

Calloway County

A CRIME IS COMMITTED IN CALLOWAY COUNTY
EVERY 3 HOURS AND 29 MINUTES

FULL TIME SWORN LAW ENFORCEMENT EMPLOYEES

Agency	Male	Female	Total
STATE POLICE	36	1	37
CALLOWAY COUNTY SHERIFF'S OFFICE	12	1	13
MURRAY POLICE DEPARTMENT	34	3	37
MURRAY STATE UNIVERSITY POLICE	15	0	15

**Kentucky State Police Troopers may be assigned to multiple counties per post.



County Seat: Murray
Population: 37,657
Registered Sex Offenders: 28

CALLOWAY COUNTY

Group A Offenses By Category	State Police		Sheriff		Murray PD		Murray State Univ		All Other Agencies		Total	
	Reported	Cleared	Reported	Cleared	Reported	Cleared	Reported	Cleared	Reported	Cleared	Reported	Cleared
Arson	2	2	1	0	5	0	7	1	0	0	15	3
Assault Offenses	23	18	123	96	298	153	27	19	0	0	471	286
Bribery	0	0	0	0	0	0	0	0	0	0	0	0
Burglary/Breaking and Entering	5	1	87	7	108	14	14	1	0	0	214	23
Counterfeiting/Forgery	2	1	1	1	8	0	1	0	0	0	12	2
Destruction/Damage/Vandalism Of Property	6	2	71	19	110	25	21	0	0	0	208	46
Drug/Narcotic Offenses	161	141	128	118	201	175	33	30	18	2	541	466
Embezzlement	0	0	0	0	0	0	0	0	0	0	0	0
Extortion/Blackmail	0	0	0	0	0	0	0	0	0	0	0	0
Fraud Offenses	9	3	27	1	39	3	3	2	2	1	80	10
Gambling Offenses	0	0	0	0	0	0	0	0	0	0	0	0
Homicide Offenses	1	0	0	0	1	0	0	0	0	0	2	0
Kidnapping/Abduction	0	0	1	0	6	1	0	0	0	0	7	1
Larceny/Theft Offenses	21	10	99	21	525	151	97	16	0	0	742	198
Motor Vehicle Theft	3	1	13	0	13	0	1	0	0	0	30	1
Pornography/Obscene Material	2	1	0	0	0	0	0	0	0	0	2	1
Prostitution Offenses	0	0	0	0	0	0	0	0	0	0	0	0
Robbery	1	0	1	0	7	1	1	0	0	0	10	1
Sex Offenses, Forcible	20	11	6	3	21	7	4	2	0	0	51	23
Sex Offenses, Nonforcible	3	2	7	0	1	0	0	0	0	0	11	2
Stolen Property Offenses (Receiving, etc.)	4	4	12	4	68	64	1	1	0	0	85	73
Weapon Law Violations	17	17	6	5	8	8	0	0	0	0	31	30
Total	280	214	583	275	1419	602	210	72	20	3	2512	1166

*Clearance numbers are not collected for those agencies that submit data via their own Incident Based Reporting System.

Note: Murray State University Police Department submitted data via their own Incident Based Reporting System for a portion of the year before moving to KYOPS. Clearance numbers shown do not include data from their NIBRS.

Campbell County

A CRIME IS COMMITTED IN CAMPBELL COUNTY
EVERY 1 HOUR AND 13 MINUTES

FULL TIME SWORN LAW ENFORCEMENT EMPLOYEES

Agency	Male	Female	Total
STATE POLICE	37	0	37
CAMPBELL COUNTY SHERIFF'S OFFICE	12	2	14
BELLEVUE POLICE DEPARTMENT	9	1	10
CAMPBELL COUNTY POLICE DEPARTMENT	27	1	28
DAYTON POLICE DEPARTMENT	7	2	9
FT. THOMAS POLICE DEPARTMENT	21	1	22
**HIGHLAND HEIGHTS POLICE DEPT.	9	2	11
NEWPORT POLICE DEPARTMENT	38	2	40
ALEXANDRIA POLICE DEPARTMENT	12	2	14
COLD SPRINGS POLICE DEPARTMENT	10	0	10
SILVER GROVE POLICE DEPARTMENT	2	0	2
WILDER POLICE DEPARTMENT	7	0	7
NORTHERN KY UNIVERSITY POLICE DEPT.	15	1	16
SOUTHGATE POLICE DEPARTMENT	7	0	7

**Highland Heights Police Department submitted NIBRS data for 2013.

**Kentucky State Police Troopers may be assigned to multiple counties per post.



County Seat: Alexandria
Population: 90,988
Registered Sex Offenders: 76

**CAMPBELL
COUNTY**

Group A Offenses By Category	State Police		Sheriff		Bellevue PD		Campbell Co. PD		Dayton PD		Fl. Thomas PD	
	Offenses		Offenses		Offenses		Offenses		Offenses		Offenses	
	Reported	Cleared	Reported	Cleared	Reported	Cleared	Reported	Cleared	Reported	Cleared	Reported	Cleared
Arson	0	0	0	0	3	1	2	0	2	0	2	2
Assault Offenses	1	0	0	0	47	42	138	87	132	37	79	63
Bribery	0	0	0	0	0	0	0	0	0	0	0	0
Burglary/Breaking and Entering	0	0	0	0	66	19	95	30	70	2	57	8
Counterfeiting/Forgery	0	0	0	0	6	5	39	34	5	0	3	2
Destruction/Damage/Vandalism Of Property	0	0	0	0	59	13	80	19	87	6	47	17
Drug/Narcotic Offenses	1	0	3	0	311	310	340	315	113	100	189	184
Embezzlement	0	0	0	0	0	0	0	0	0	0	0	0
Extortion/Blackmail	0	0	0	0	1	1	0	0	0	0	0	0
Fraud Offenses	3	0	1	0	26	16	29	6	12	0	19	8
Gambling Offenses	0	0	0	0	0	0	0	0	0	0	0	0
Homicide Offenses	0	0	0	0	1	1	0	0	0	0	1	1
Kidnapping/Abduction	0	0	0	0	0	0	2	2	2	0	1	1
Larceny/Theft Offenses	1	0	2	0	122	44	165	51	172	28	149	42
Motor Vehicle Theft	0	0	0	0	9	0	15	5	10	0	11	7
Pornography/Obscene Material	8	0	0	0	0	0	9	9	0	0	3	1
Prostitution Offenses	0	0	0	0	0	0	0	0	0	0	0	0
Robbery	0	0	0	0	1	0	0	0	5	1	3	2
Sex Offenses, Forcible	2	0	0	0	9	7	89	65	11	2	7	3
Sex Offenses, Nonforcible	0	0	0	0	0	0	4	4	2	0	0	0
Stolen Property Offenses (Receiving, etc.)	0	0	0	0	7	6	12	10	10	2	10	10
Weapon Law Violations	0	0	1	0	1	1	10	10	1	0	4	4
Total	16	0	7	0	669	466	1029	647	634	178	585	355

**CAMPBELL
COUNTY**

Group A Offenses By Category	Highland Heights		Newport		Alexandria		Cold Springs		Silver Grove	
	Offenses		Offenses		Offenses		Offenses		Offenses	
	Reported	Cleared	Reported	Cleared	Reported	Cleared	Reported	Cleared	Reported	Cleared
Arson	1	*	5	0	0	0	0	0	0	0
Assault Offenses	20	*	206	46	67	16	18	8	17	9
Bribery	0	*	0	0	0	0	0	0	0	0
Burglary/Breaking and Entering	18	*	228	43	16	3	9	2	10	1
Counterfeiting/Forgery	3	*	92	69	5	1	25	20	5	4
Destruction/Damage/Mandalism Of Property	15	*	311	20	66	6	9	3	12	2
Drug/Narcotic Offenses	160	*	386	334	109	101	105	104	33	29
Embezzlement	0	*	0	0	0	0	0	0	0	0
Extortion/Blackmail	0	*	0	0	0	0	0	0	0	0
Fraud Offenses	11	*	73	21	20	2	19	16	4	0
Gambling Offenses	4	*	0	0	0	0	0	0	0	0
Homicide Offenses	0	*	2	2	0	0	1	1	0	0
Kidnapping/Abduction	0	*	1	1	1	0	0	0	1	1
Larceny/Theft Offenses	49	*	828	247	204	65	165	97	26	10
Motor Vehicle Theft	1	*	60	14	6	1	2	2	1	0
Pornography/Obscene Material	0	*	0	0	2	2	0	0	0	0
Prostitution Offenses	0	*	0	0	0	0	0	0	0	0
Robbery	0	*	38	21	4	1	5	4	1	1
Sex Offenses, Forcible	0	*	28	13	6	2	1	1	0	0
Sex Offenses, Nonforcible	0	*	0	0	0	0	0	0	0	0
Stolen Property Offenses (Receiving, etc.)	0	*	79	50	1	1	23	19	1	1
Weapon Law Violations	1	*	10	8	3	1	1	1	0	0
Total	283	0	2347	889	510	202	383	278	111	58

*Clearance numbers are not collected for those agencies that submit data via their own Incident Based Reporting System.

**CAMPBELL
COUNTY**

Group A Offenses By Category	Wilder		Northern KY Univ.		Southgate PD		All Other Agencies		Total	
	Offenses		Offenses		Offenses		Offenses		Offenses	
	Reported	Cleared	Reported	Cleared	Reported	Cleared	Reported	Cleared	Reported	Cleared
Arson	0	0	1	0	0	0	0	0	16	3
Assault Offenses	26	4	9	5	24	8	0	0	784	325
Bribery	0	0	1	1	0	0	0	0	1	1
Burglary/Breaking and Entering	9	1	7	1	17	0	0	0	602	110
Counterfeiting/Forgery	6	0	4	3	6	6	0	0	199	144
Destruction/Damage/Vandalism Of Property	12	0	22	4	25	2	0	0	745	92
Drug/Narcotic Offenses	46	41	22	17	24	24	40	23	1882	1582
Embezzlement	0	0	0	0	0	0	0	0	0	0
Extortion/Blackmail	0	0	0	0	0	0	0	0	1	1
Fraud Offenses	8	0	8	3	4	2	1	1	238	75
Gambling Offenses	0	0	0	0	0	0	0	0	4	0
Homicide Offenses	0	0	0	0	1	0	0	0	6	5
Kidnapping/Abduction	0	0	0	0	0	0	0	0	8	5
Larceny/Theft Offenses	57	7	80	22	45	8	0	0	2065	621
Motor Vehicle Theft	5	2	0	0	5	2	0	0	125	33
Pornography/Obscene Material	0	0	0	0	0	0	0	0	22	12
Prostitution Offenses	0	0	0	0	2	2	0	0	2	2
Robbery	1	0	0	0	4	2	0	0	62	32
Sex Offenses, Forcible	1	0	1	0	2	2	0	0	157	95
Sex Offenses, Nonforcible	1	0	0	0	0	0	0	0	7	4
Stolen Property Offenses (Receiving, etc.)	4	2	2	1	2	2	0	0	151	104
Weapon Law Violations	0	0	0	0	3	3	0	0	35	28
Total	176	57	157	57	164	63	41	24	7112	3274

Carlisle County

A CRIME IS COMMITTED IN CARLISLE COUNTY
EVERY 3 DAYS 9 HOURS

FULL TIME SWORN LAW ENFORCEMENT EMPLOYEES

Agency	Male	Female	Total
STATE POLICE	36	1	37
CARLISLE COUNTY SHERIFF'S OFFICE	2	0	2
BARDWELL POLICE DEPARTMENT	1	0	1

**Kentucky State Police Troopers may be assigned to multiple counties per post.



County Seat: Bardwell
Population: 5,001
Registered Sex Offenders: 10

**CARLISLE
COUNTY**

Group A Offenses By Category	State Police		Sheriff		Bardwell		All Other Agencies		Total	
	Offenses		Offenses		Offenses		Offenses		Offenses	
	Reported	Cleared	Reported	Cleared	Reported	Cleared	Reported	Cleared	Reported	Cleared
Arson	0	0	0	0	0	0	0	0	0	0
Assault Offenses	17	15	9	4	0	0	0	0	26	19
Bribery	0	0	0	0	0	0	0	0	0	0
Burglary/Breaking and Entering	11	5	8	0	0	0	0	0	19	5
Counterfeiting/Forgery	1	0	2	0	0	0	0	0	3	0
Destruction/Damage/Vandalism Of Property	2	1	1	0	0	0	0	0	3	1
Drug/Narcotic Offenses	2	0	5	1	0	0	6	0	13	1
Embezzlement	0	0	0	0	0	0	0	0	0	0
Extortion/Blackmail	0	0	0	0	0	0	0	0	0	0
Fraud Offenses	0	0	1	0	0	0	0	0	1	0
Gambling Offenses	0	0	0	0	0	0	0	0	0	0
Homicide Offenses	0	0	0	0	0	0	0	0	0	0
Kidnapping/Abduction	1	1	0	0	0	0	0	0	1	1
Larceny/Theft Offenses	6	2	12	0	0	0	0	0	18	2
Motor Vehicle Theft	1	0	0	0	0	0	0	0	1	0
Pornography/Obscene Material	2	2	0	0	0	0	0	0	2	2
Prostitution Offenses	0	0	0	0	0	0	0	0	0	0
Robbery	2	1	0	0	0	0	0	0	2	1
Sex Offenses, Forcible	7	5	0	0	0	0	0	0	7	5
Sex Offenses, Nonforcible	0	0	0	0	0	0	0	0	0	0
Stolen Property Offenses (Receiving, etc.)	0	0	1	1	0	0	0	0	1	1
Weapon Law Violations	7	7	3	2	0	0	1	0	11	9
Total	59	39	42	8	0	0	7	0	108	47

Carroll County

A CRIME IS COMMITTED IN CARROLL COUNTY
EVERY 11 HOURS AND 12 MINUTES

FULL TIME SWORN LAW ENFORCEMENT EMPLOYEES

Agency	Male	Female	Total
STATE POLICE	31	0	31
CARROLL COUNTY SHERIFF'S OFFICE	3	0	3
CARROLLTON POLICE DEPARTMENT	10	0	10

**Kentucky State Police Troopers may be assigned to multiple counties per post.



County Seat: Carrollton
Population: 10,953
Registered Sex Offenders: 36

**CARROLL
COUNTY**

Group A Offenses By Category	State Police		Sheriff		Carrollton PD		All Other Agencies		Total	
	Offenses		Offenses		Offenses		Offenses		Offenses	
	Reported	Cleared	Reported	Cleared	Reported	Cleared	Reported	Cleared	Reported	Cleared
Arson	1	1	0	0	1	0	0	0	2	1
Assault Offenses	22	19	13	10	57	31	0	0	92	60
Bribery	0	0	0	0	0	0	0	0	0	0
Burglary/Breaking and Entering	5	0	9	2	18	3	0	0	32	5
Counterfeiting/Forgery	4	4	1	1	5	3	0	0	10	8
Destruction/Damage/Vandalism Of Property	3	2	3	0	14	8	0	0	20	10
Drug/Narcotic Offenses	96	81	96	88	237	164	0	0	429	333
Embezzlement	0	0	0	0	0	0	0	0	0	0
Extortion/Blackmail	0	0	0	0	0	0	0	0	0	0
Fraud Offenses	2	1	3	2	8	2	0	0	13	5
Gambling Offenses	0	0	0	0	0	0	0	0	0	0
Homicide Offenses	1	1	0	0	0	0	0	0	1	1
Kidnapping/Abduction	2	2	0	0	1	1	0	0	3	3
Larceny/Theft Offenses	10	5	37	26	62	24	1	0	110	55
Motor Vehicle Theft	1	1	2	0	2	2	0	0	5	3
Pornography/Obscene Material	3	3	0	0	1	0	0	0	4	3
Prostitution Offenses	0	0	0	0	0	0	0	0	0	0
Robbery	1	0	0	0	0	0	0	0	1	0
Sex Offenses, Forcible	32	17	1	1	7	0	0	0	40	18
Sex Offenses, Nonforcible	0	0	0	0	1	0	0	0	1	0
Stolen Property Offenses (Receiving, etc.)	1	1	2	2	10	5	0	0	13	8
Weapon Law Violations	0	0	0	0	6	5	0	0	6	5
Total	184	138	167	132	430	248	1	0	782	518

*Clearance numbers are not collected for those agencies that submit data via their own Incident Based Reporting System.

** Carrollton PD submitted data via their own Incident Based Reporting system for a portion of the year before switching to KYOPS. Clearance data for those offenses are not included.

Carter County

A CRIME IS COMMITTED IN CARTER COUNTY
EVERY 11 HOURS AND 1 MINUTE

FULL TIME SWORN LAW ENFORCEMENT EMPLOYEES

Agency	Male	Female	Total
STATE POLICE	35	0	35
CARTER COUNTY SHERIFF'S OFFICE	7	0	7
GRAYSON POLICE DEPARTMENT	10	1	11
OLIVE HILL POLICE DEPARTMENT	6	0	6

**Kentucky State Police Troopers may be assigned to multiple counties per post.



County Seat: Grayson
Population: 27,202
Registered Sex Offenders: 26

**CARTER
COUNTY**

Group A Offenses By Category	State Police		Sheriff		Grayson		Olive Hill		All Other Agencies		Total	
	Offenses		Offenses		Offenses		Offenses		Offenses		Offenses	
	Reported	Cleared	Reported	Cleared	Reported	Cleared	Reported	Cleared	Reported	Cleared	Reported	Cleared
Arson	2	0	0	0	0	0	0	0	0	0	0	0
Assault Offenses	27	23	16	10	9	2	5	1	0	0	57	36
Bribery	0	0	0	0	0	0	0	0	0	0	0	0
Burglary/Breaking and Entering	29	4	30	0	18	2	7	0	0	0	84	6
Counterfeiting/Forgery	57	57	0	0	22	6	1	0	0	0	80	63
Destruction/Damage/Vandalism Of Property	7	2	23	3	12	2	1	0	1	0	44	7
Drug/Narcotic Offenses	43	30	17	4	18	10	6	3	88	6	172	53
Embezzlement	0	0	0	0	0	0	0	0	0	0	0	0
Extortion/Blackmail	0	0	0	0	0	0	0	0	0	0	0	0
Fraud Offenses	3	2	1	0	7	5	0	0	0	0	11	7
Gambling Offenses	0	0	0	0	0	0	0	0	0	0	0	0
Homicide Offenses	0	0	0	0	0	0	0	0	0	0	0	0
Kidnapping/Abduction	0	0	1	1	0	0	0	0	0	0	1	1
Larceny/Theft Offenses	123	62	60	3	56	5	20	9	2	0	261	79
Motor Vehicle Theft	8	1	7	2	3	0	1	0	0	0	19	3
Pornography/Obscene Material	0	0	0	0	2	1	0	0	0	0	2	1
Prostitution Offenses	0	0	0	0	0	0	0	0	0	0	0	0
Robbery	3	1	1	1	0	0	0	0	0	0	4	2
Sex Offenses, Forcible	41	32	0	0	1	0	0	0	0	0	42	32
Sex Offenses, Nonforcible	1	1	0	0	0	0	0	0	0	0	1	1
Stolen Property Offenses (Receiving, etc.)	4	2	0	0	3	2	2	2	0	0	9	6
Weapon Law Violations	3	3	1	0	1	0	0	0	0	0	5	3
Total	351	220	157	24	152	35	43	15	91	6	794	300

Casey County

A CRIME IS COMMITTED IN CASEY COUNTY
EVERY 21 HOURS AND 12 MINUTES

FULL TIME SWORN LAW ENFORCEMENT EMPLOYEES

Agency	Male	Female	Total
STATE POLICE	35	0	35
CASEY COUNTY SHERIFF'S OFFICE	6	0	6
LIBERTY POLICE DEPARTMENT	5	0	5

**Kentucky State Police Troopers may be assigned to multiple counties per post.



County Seat: Liberty
Population: 16,067
Registered Sex Offenders: 23

**CASEY
COUNTY**

Group A Offenses By Category	State Police			Sheriff			Liberty			All Other Agencies			Total	
	Offenses			Offenses			Offenses			Offenses			Offenses	
	Reported	Cleared		Reported	Cleared		Reported	Cleared		Reported	Cleared		Reported	Cleared
Arson	0	0		0	0		1	0		0	0		0	0
Assault Offenses	18	16		7	2		16	14		0	0		41	32
Bribery	0	0		0	0		0	0		0	0		0	0
Burglary/Breaking and Entering	4	0		48	5		3	2		0	0		55	7
Counterfeiting/Forgery	1	1		6	1		27	21		0	0		34	23
Destruction/Damage/Vandalism Of Property	5	2		16	4		7	5		0	0		28	11
Drug/Narcotic Offenses	33	11		66	20		25	21		0	0		124	52
Embezzlement	0	0		0	0		0	0		0	0		0	0
Extortion/Blackmail	0	0		0	0		0	0		0	0		0	0
Fraud Offenses	1	0		3	0		3	2		1	0		8	2
Gambling Offenses	0	0		0	0		0	0		0	0		0	0
Homicide Offenses	1	0		0	0		0	0		0	0		1	0
Kidnapping/Abduction	0	0		0	0		0	0		0	0		0	0
Larceny/Theft Offenses	5	3		30	0		26	10		0	0		61	13
Motor Vehicle Theft	2	1		7	2		3	1		0	0		12	4
Pornography/Obscene Material	20	17		1	0		0	0		0	0		21	17
Prostitution Offenses	0	0		0	0		0	0		0	0		0	0
Robbery	0	0		1	0		0	0		0	0		1	0
Sex Offenses, Forcible	11	8		0	0		0	0		0	0		11	8
Sex Offenses, Nonforcible	2	0		0	0		0	0		0	0		2	0
Stolen Property Offenses (Receiving, etc.)	2	0		4	1		2	2		0	0		8	3
Weapon Law Violations	1	1		1	0		3	3		0	0		5	4
Total	106	60		190	35		116	81		1	0		413	176

Christian County

A CRIME IS COMMITTED IN CHRISTIAN COUNTY
EVERY 1 HOUR AND 47 MINUTES

FULL TIME SWORN LAW ENFORCEMENT EMPLOYEES

Agency	Male	Female	Total
STATE POLICE	41	0	41
CHRISTIAN COUNTY SHERIFF'S OFFICE	29	2	31
HOPKINSVILLE POLICE DEPARTMENT	67	3	70
**PENNYRILE NARCOTICS DRUG TASK FORCE	4	1	5
OAK GROVE POLICE DEPARTMENT	12	3	15
PEMBROKE POLICE DEPARTMENT	1	0	1

**Kentucky State Police Troopers may be assigned to multiple counties per post.

**Pennyrile Narcotics Drug Task Force covers multiple counties



County Seat: Hopkinsville
Population: 74,167
Registered Sex Offenders: 111

**CHRISTIAN
COUNTY**

Group A Offenses By Category	State Police		Sheriff		Pennyrite Narc. TF		Oak Grove		Hopkinsville PD	
	Offenses		Offenses		Offenses		Offenses		Offenses	
	Reported	Cleared	Reported	Cleared	Reported	Cleared	Reported	Cleared	Reported	Cleared
Arson	0	0	0	0	0	0	2	0	4	1
Assault Offenses	25	21	133	82	0	0	67	46	466	251
Bribery	0	0	0	0	0	0	0	0	3	3
Burglary/Breaking and Entering	7	2	131	4	0	0	85	7	331	67
Counterfeiting/Forgery	2	2	53	48	2	1	8	4	71	27
Destruction/Damage/Vandalism Of Property	3	1	82	4	0	0	56	9	355	51
Drug/Narcotic Offenses	47	25	73	64	44	5	126	120	727	628
Embezzlement	0	0	0	0	0	0	0	0	0	0
Extortion/Blackmail	0	0	0	0	0	0	0	0	1	1
Fraud Offenses	1	1	13	2	0	0	12	2	97	28
Gambling Offenses	0	0	0	0	0	0	0	0	0	0
Homicide Offenses	1	1	1	1	0	0	1	0	6	2
Kidnapping/Abduction	0	0	1	0	0	0	4	2	16	12
Larceny/Theft Offenses	9	6	207	24	1	0	161	39	994	268
Motor Vehicle Theft	4	0	19	4	0	0	16	2	42	10
Pornography/Obscene Material	30	30	0	0	0	0	0	0	21	15
Prostitution Offenses	0	0	0	0	0	0	0	0	0	0
Robbery	0	0	4	1	0	0	8	3	31	20
Sex Offenses, Forcible	5	4	23	8	0	0	12	8	50	25
Sex Offenses, Nonforcible	3	3	1	1	0	0	1	0	2	0
Stolen Property Offenses (Receiving, etc.)	8	5	9	3	0	0	10	8	37	34
Weapon Law Violations	2	2	3	3	0	0	5	5	95	82
Total	147	103	753	249	47	6	574	255	3349	1525

**CAMPBELL
COUNTY**

Group A Offenses By Category	State Police		Sheriff		Bellevue PD		Campbell Co. PD		Dayton PD		Fl. Thomas PD	
	Offenses		Offenses		Offenses		Offenses		Offenses		Offenses	
	Reported	Cleared	Reported	Cleared	Reported	Cleared	Reported	Cleared	Reported	Cleared	Reported	Cleared
Arson	0	0	0	0	3	1	2	0	2	0	2	2
Assault Offenses	1	0	0	0	47	42	138	87	132	37	79	63
Bribery	0	0	0	0	0	0	0	0	0	0	0	0
Burglary/Breaking and Entering	0	0	0	0	66	19	95	30	70	2	57	8
Counterfeiting/Forgery	0	0	0	0	6	5	39	34	5	0	3	2
Destruction/Damage/Vandalism Of Property	0	0	0	0	59	13	80	19	87	6	47	17
Drug/Narcotic Offenses	1	0	3	0	311	310	340	315	113	100	189	184
Embezzlement	0	0	0	0	0	0	0	0	0	0	0	0
Extortion/Blackmail	0	0	0	0	1	1	0	0	0	0	0	0
Fraud Offenses	3	0	1	0	26	16	29	6	12	0	19	8
Gambling Offenses	0	0	0	0	0	0	0	0	0	0	0	0
Homicide Offenses	0	0	0	0	1	1	0	0	0	0	1	1
Kidnapping/Abduction	0	0	0	0	0	0	2	2	2	0	1	1
Larceny/Theft Offenses	1	0	2	0	122	44	165	51	172	28	149	42
Motor Vehicle Theft	0	0	0	0	9	0	15	5	10	0	11	7
Pornography/Obscene Material	8	0	0	0	0	0	9	9	0	0	3	1
Prostitution Offenses	0	0	0	0	0	0	0	0	0	0	0	0
Robbery	0	0	0	0	1	0	0	0	5	1	3	2
Sex Offenses, Forcible	2	0	0	0	9	7	89	65	11	2	7	3
Sex Offenses, Nonforcible	0	0	0	0	0	0	4	4	2	0	0	0
Stolen Property Offenses (Receiving, etc.)	0	0	0	0	7	6	12	10	10	2	10	10
Weapon Law Violations	0	0	1	0	1	1	10	10	1	0	4	4
Total	16	0	7	0	669	466	1029	647	634	178	585	355

**CAMPBELL
COUNTY**

Group A Offenses By Category	Highland Heights		Newport		Alexandria		Cold Springs		Silver Grove	
	Offenses		Offenses		Offenses		Offenses		Offenses	
	Reported	Cleared	Reported	Cleared	Reported	Cleared	Reported	Cleared	Reported	Cleared
Arson	1	*	5	0	0	0	0	0	0	0
Assault Offenses	20	*	206	46	67	16	18	8	17	9
Bribery	0	*	0	0	0	0	0	0	0	0
Burglary/Breaking and Entering	18	*	228	43	16	3	9	2	10	1
Counterfeiting/Forgery	3	*	92	69	5	1	25	20	5	4
Destruction/Damage/Mandalism Of Property	15	*	311	20	66	6	9	3	12	2
Drug/Narcotic Offenses	160	*	386	334	109	101	105	104	33	29
Embezzlement	0	*	0	0	0	0	0	0	0	0
Extortion/Blackmail	0	*	0	0	0	0	0	0	0	0
Fraud Offenses	11	*	73	21	20	2	19	16	4	0
Gambling Offenses	4	*	0	0	0	0	0	0	0	0
Homicide Offenses	0	*	2	2	0	0	1	1	0	0
Kidnapping/Abduction	0	*	1	1	1	0	0	0	1	1
Larceny/Theft Offenses	49	*	828	247	204	65	165	97	26	10
Motor Vehicle Theft	1	*	60	14	6	1	2	2	1	0
Pornography/Obscene Material	0	*	0	0	2	2	0	0	0	0
Prostitution Offenses	0	*	0	0	0	0	0	0	0	0
Robbery	0	*	38	21	4	1	5	4	1	1
Sex Offenses, Forcible	0	*	28	13	6	2	1	1	0	0
Sex Offenses, Nonforcible	0	*	0	0	0	0	0	0	0	0
Stolen Property Offenses (Receiving, etc.)	0	*	79	50	1	1	23	19	1	1
Weapon Law Violations	1	*	10	8	3	1	1	1	0	0
Total	283	0	2347	889	510	202	383	278	111	58

*Clearance numbers are not collected for those agencies that submit data via their own Incident Based Reporting System.

**CAMPBELL
COUNTY**

Group A Offenses By Category	Wilder		Northern KY Univ.		Southgate PD		All Other Agencies		Total	
	Offenses		Offenses		Offenses		Offenses		Offenses	
	Reported	Cleared	Reported	Cleared	Reported	Cleared	Reported	Cleared	Reported	Cleared
Arson	0	0	1	0	0	0	0	0	16	3
Assault Offenses	26	4	9	5	24	8	0	0	784	325
Bribery	0	0	1	1	0	0	0	0	1	1
Burglary/Breaking and Entering	9	1	7	1	17	0	0	0	602	110
Counterfeiting/Forgery	6	0	4	3	6	6	0	0	199	144
Destruction/Damage/Vandalism Of Property	12	0	22	4	25	2	0	0	745	92
Drug/Narcotic Offenses	46	41	22	17	24	24	40	23	1882	1582
Embezzlement	0	0	0	0	0	0	0	0	0	0
Extortion/Blackmail	0	0	0	0	0	0	0	0	1	1
Fraud Offenses	8	0	8	3	4	2	1	1	238	75
Gambling Offenses	0	0	0	0	0	0	0	0	4	0
Homicide Offenses	0	0	0	0	1	0	0	0	6	5
Kidnapping/Abduction	0	0	0	0	0	0	0	0	8	5
Larceny/Theft Offenses	57	7	80	22	45	8	0	0	2065	621
Motor Vehicle Theft	5	2	0	0	5	2	0	0	125	33
Pornography/Obscene Material	0	0	0	0	0	0	0	0	22	12
Prostitution Offenses	0	0	0	0	2	2	0	0	2	2
Robbery	1	0	0	0	4	2	0	0	62	32
Sex Offenses, Forcible	1	0	1	0	2	2	0	0	157	95
Sex Offenses, Nonforcible	1	0	0	0	0	0	0	0	7	4
Stolen Property Offenses (Receiving, etc.)	4	2	2	1	2	2	0	0	151	104
Weapon Law Violations	0	0	0	0	3	3	0	0	35	28
Total	176	57	157	57	164	63	41	24	7112	3274

**CARLISLE
COUNTY**

Group A Offenses By Category	State Police		Sheriff		Bardwell		All Other Agencies		Total	
	Offenses		Offenses		Offenses		Offenses		Offenses	
	Reported	Cleared	Reported	Cleared	Reported	Cleared	Reported	Cleared	Reported	Cleared
Arson	0	0	0	0	0	0	0	0	0	0
Assault Offenses	17	15	9	4	0	0	0	0	26	19
Bribery	0	0	0	0	0	0	0	0	0	0
Burglary/Breaking and Entering	11	5	8	0	0	0	0	0	19	5
Counterfeiting/Forgery	1	0	2	0	0	0	0	0	3	0
Destruction/Damage/Vandalism Of Property	2	1	1	0	0	0	0	0	3	1
Drug/Narcotic Offenses	2	0	5	1	0	0	6	0	13	1
Embezzlement	0	0	0	0	0	0	0	0	0	0
Extortion/Blackmail	0	0	0	0	0	0	0	0	0	0
Fraud Offenses	0	0	1	0	0	0	0	0	1	0
Gambling Offenses	0	0	0	0	0	0	0	0	0	0
Homicide Offenses	0	0	0	0	0	0	0	0	0	0
Kidnapping/Abduction	1	1	0	0	0	0	0	0	1	1
Larceny/Theft Offenses	6	2	12	0	0	0	0	0	18	2
Motor Vehicle Theft	1	0	0	0	0	0	0	0	1	0
Pornography/Obscene Material	2	2	0	0	0	0	0	0	2	2
Prostitution Offenses	0	0	0	0	0	0	0	0	0	0
Robbery	2	1	0	0	0	0	0	0	2	1
Sex Offenses, Forcible	7	5	0	0	0	0	0	0	7	5
Sex Offenses, Nonforcible	0	0	0	0	0	0	0	0	0	0
Stolen Property Offenses (Receiving, etc.)	0	0	1	1	0	0	0	0	1	1
Weapon Law Violations	7	7	3	2	0	0	1	0	11	9
Total	59	39	42	8	0	0	7	0	108	47

**CARROLL
COUNTY**

Group A Offenses By Category	State Police		Sheriff		Carrollton PD		All Other Agencies		Total	
	Offenses		Offenses		Offenses		Offenses		Offenses	
	Reported	Cleared	Reported	Cleared	Reported	Cleared	Reported	Cleared	Reported	Cleared
Arson	1	1	0	0	1	0	0	0	2	1
Assault Offenses	22	19	13	10	57	31	0	0	92	60
Bribery	0	0	0	0	0	0	0	0	0	0
Burglary/Breaking and Entering	5	0	9	2	18	3	0	0	32	5
Counterfeiting/Forgery	4	4	1	1	5	3	0	0	10	8
Destruction/Damage/Vandalism Of Property	3	2	3	0	14	8	0	0	20	10
Drug/Narcotic Offenses	96	81	96	88	237	164	0	0	429	333
Embezzlement	0	0	0	0	0	0	0	0	0	0
Extortion/Blackmail	0	0	0	0	0	0	0	0	0	0
Fraud Offenses	2	1	3	2	8	2	0	0	13	5
Gambling Offenses	0	0	0	0	0	0	0	0	0	0
Homicide Offenses	1	1	0	0	0	0	0	0	1	1
Kidnapping/Abduction	2	2	0	0	1	1	0	0	3	3
Larceny/Theft Offenses	10	5	37	26	62	24	1	0	110	55
Motor Vehicle Theft	1	1	2	0	2	2	0	0	5	3
Pornography/Obscene Material	3	3	0	0	1	0	0	0	4	3
Prostitution Offenses	0	0	0	0	0	0	0	0	0	0
Robbery	1	0	0	0	0	0	0	0	1	0
Sex Offenses, Forcible	32	17	1	1	7	0	0	0	40	18
Sex Offenses, Nonforcible	0	0	0	0	1	0	0	0	1	0
Stolen Property Offenses (Receiving, etc.)	1	1	2	2	10	5	0	0	13	8
Weapon Law Violations	0	0	0	0	6	5	0	0	6	5
Total	184	138	167	132	430	248	1	0	782	518

*Clearance numbers are not collected for those agencies that submit data via their own Incident Based Reporting System.

** Carrollton PD submitted data via their own Incident Based Reporting system for a portion of the year before switching to KYOPS. Clearance data for those offenses are not included.

**CARTER
COUNTY**

Group A Offenses By Category	State Police		Sheriff		Grayson		Olive Hill		All Other Agencies		Total	
	Offenses		Offenses		Offenses		Offenses		Offenses		Offenses	
	Reported	Cleared	Reported	Cleared	Reported	Cleared	Reported	Cleared	Reported	Cleared	Reported	Cleared
Arson	2	0	0	0	0	0	0	0	0	0	0	0
Assault Offenses	27	23	16	10	9	2	5	1	0	0	57	36
Bribery	0	0	0	0	0	0	0	0	0	0	0	0
Burglary/Breaking and Entering	29	4	30	0	18	2	7	0	0	0	84	6
Counterfeiting/Forgery	57	57	0	0	22	6	1	0	0	0	80	63
Destruction/Damage/Vandalism Of Property	7	2	23	3	12	2	1	0	1	0	44	7
Drug/Narcotic Offenses	43	30	17	4	18	10	6	3	88	6	172	53
Embezzlement	0	0	0	0	0	0	0	0	0	0	0	0
Extortion/Blackmail	0	0	0	0	0	0	0	0	0	0	0	0
Fraud Offenses	3	2	1	0	7	5	0	0	0	0	11	7
Gambling Offenses	0	0	0	0	0	0	0	0	0	0	0	0
Homicide Offenses	0	0	0	0	0	0	0	0	0	0	0	0
Kidnapping/Abduction	0	0	1	1	0	0	0	0	0	0	1	1
Larceny/Theft Offenses	123	62	60	3	56	5	20	9	2	0	261	79
Motor Vehicle Theft	8	1	7	2	3	0	1	0	0	0	19	3
Pornography/Obscene Material	0	0	0	0	2	1	0	0	0	0	2	1
Prostitution Offenses	0	0	0	0	0	0	0	0	0	0	0	0
Robbery	3	1	1	1	0	0	0	0	0	0	4	2
Sex Offenses, Forcible	41	32	0	0	1	0	0	0	0	0	42	32
Sex Offenses, Nonforcible	1	1	0	0	0	0	0	0	0	0	1	1
Stolen Property Offenses (Receiving, etc.)	4	2	0	0	3	2	2	2	0	0	9	6
Weapon Law Violations	3	3	1	0	1	0	0	0	0	0	5	3
Total	351	220	157	24	152	35	43	15	91	6	794	300

**CASEY
COUNTY**

Group A Offenses By Category	State Police			Sheriff			Liberty			All Other Agencies			Total	
	Offenses			Offenses			Offenses			Offenses			Offenses	
	Reported	Cleared		Reported	Cleared		Reported	Cleared		Reported	Cleared		Reported	Cleared
Arson	0	0	0	0	0	0	1	0	0	0	0	0	1	0
Assault Offenses	18	16	7	2	14	0	16	14	0	0	0	0	41	32
Bribery	0	0	0	0	0	0	0	0	0	0	0	0	0	0
Burglary/Breaking and Entering	4	0	48	5	2	0	3	2	0	0	0	0	55	7
Counterfeiting/Forgery	1	1	6	1	21	0	27	21	0	0	0	0	34	23
Destruction/Damage/Vandalism Of Property	5	2	16	4	5	0	7	5	0	0	0	0	28	11
Drug/Narcotic Offenses	33	11	66	20	21	0	25	21	0	0	0	0	124	52
Embezzlement	0	0	0	0	0	0	0	0	0	0	0	0	0	0
Extortion/Blackmail	0	0	0	0	0	0	0	0	0	0	0	0	0	0
Fraud Offenses	1	0	3	0	2	0	3	2	1	0	0	0	8	2
Gambling Offenses	0	0	0	0	0	0	0	0	0	0	0	0	0	0
Homicide Offenses	1	0	0	0	0	0	0	0	0	0	0	0	1	0
Kidnapping/Abduction	0	0	0	0	0	0	0	0	0	0	0	0	0	0
Larceny/Theft Offenses	5	3	30	0	10	0	26	10	0	0	0	0	61	13
Motor Vehicle Theft	2	1	7	2	1	0	3	1	0	0	0	0	12	4
Pornography/Obscene Material	20	17	1	0	0	0	0	0	0	0	0	0	21	17
Prostitution Offenses	0	0	0	0	0	0	0	0	0	0	0	0	0	0
Robbery	0	0	1	0	0	0	0	0	0	0	0	0	1	0
Sex Offenses, Forcible	11	8	0	0	0	0	0	0	0	0	0	0	11	8
Sex Offenses, Nonforcible	2	0	0	0	0	0	0	0	0	0	0	0	2	0
Stolen Property Offenses (Receiving, etc.)	2	0	4	1	2	0	2	2	0	0	0	0	8	3
Weapon Law Violations	1	1	1	0	3	0	3	3	0	0	0	0	5	4
Total	106	60	190	35	81	1	116	81	1	0	0	0	413	176

**CHRISTIAN
COUNTY**

Group A Offenses By Category	State Police		Sheriff		Pennyrtle Narc. TF		Oak Grove		Hopkinsville PD	
	Offenses		Offenses		Offenses		Offenses		Offenses	
	Reported	Cleared	Reported	Cleared	Reported	Cleared	Reported	Cleared	Reported	Cleared
Arson	0	0	0	0	0	0	2	0	4	1
Assault Offenses	25	21	133	82	0	0	67	46	466	251
Bribery	0	0	0	0	0	0	0	0	3	3
Burglary/Breaking and Entering	7	2	131	4	0	0	85	7	331	67
Counterfeiting/Forgery	2	2	53	48	2	1	8	4	71	27
Destruction/Damage/Vandalism Of Property	3	1	82	4	0	0	56	9	355	51
Drug/Narcotic Offenses	47	25	73	64	44	5	126	120	727	628
Embezzlement	0	0	0	0	0	0	0	0	0	0
Extortion/Blackmail	0	0	0	0	0	0	0	0	1	1
Fraud Offenses	1	1	13	2	0	0	12	2	97	28
Gambling Offenses	0	0	0	0	0	0	0	0	0	0
Homicide Offenses	1	1	1	1	0	0	1	0	6	2
Kidnapping/Abduction	0	0	1	0	0	0	4	2	16	12
Larceny/Theft Offenses	9	6	207	24	1	0	161	39	994	268
Motor Vehicle Theft	4	0	19	4	0	0	16	2	42	10
Pornography/Obscene Material	30	30	0	0	0	0	0	0	21	15
Prostitution Offenses	0	0	0	0	0	0	0	0	0	0
Robbery	0	0	4	1	0	0	8	3	31	20
Sex Offenses, Forcible	5	4	23	8	0	0	12	8	50	25
Sex Offenses, Nonforcible	3	3	1	1	0	0	1	0	2	0
Stolen Property Offenses (Receiving, etc.)	8	5	9	3	0	0	10	8	37	34
Weapon Law Violations	2	2	3	3	0	0	5	5	95	82
Total	147	103	753	249	47	6	574	255	3349	1525

**CHRISTIAN
COUNTY**

Group A Offenses By Category	Pembroke PD		All Other Agencies		-		-		Total	
	Offenses		Offenses		Offenses		Offenses		Offenses	
	Reported	Cleared	Reported	Cleared	Reported	Cleared	Reported	Cleared	Reported	Cleared
Arson	0	0	0	0					6	1
Assault Offenses	1	1	0	0					692	401
Bribery	0	0	0	0					3	3
Burglary/Breaking and Entering	5	0	0	0					559	80
Counterfeiting/Forgery	0	0	0	0					136	82
Destruction/Damage/Vandalism Of Property	1	0	0	0					497	65
Drug/Narcotic Offenses	0	0	0	0					1017	842
Embezzlement	0	0	0	0					0	0
Extortion/Blackmail	0	0	0	0					1	1
Fraud Offenses	0	0	0	0					123	33
Gambling Offenses	0	0	0	0					0	0
Homicide Offenses	0	0	0	0					9	4
Kidnapping/Abduction	0	0	0	0					21	14
Larceny/Theft Offenses	8	0	0	0					1380	337
Motor Vehicle Theft	0	0	0	0					81	16
Pornography/Obscene Material	0	0	0	0					51	45
Prostitution Offenses	0	0	0	0					0	0
Robbery	0	0	0	0					43	24
Sex Offenses, Forcible	2	0	0	0					92	45
Sex Offenses, Nonforcible	0	0	0	0					7	4
Stolen Property Offenses (Receiving, etc.)	0	0	0	0					64	50
Weapon Law Violations	0	0	0	0					105	92
Total	17	1	0	0	0	0	0	0	4887	2139

Clark County

A CRIME IS COMMITTED IN CLARK COUNTY
EVERY 4 HOURS

FULL TIME SWORN LAW ENFORCEMENT EMPLOYEES

Agency	Male	Female	Total
STATE POLICE	43	1	44
CLARK COUNTY SHERIFF'S OFFICE	13	0	13
WINCHESTER POLICE DEPARTMENT	32	1	33
CLARK CO. SCHOOL ENFC.	2	0	2

**Kentucky State Police Troopers may be assigned to multiple counties per post.



County Seat: Winchester
Population: 35,614
Registered Sex Offenders: 55

**CLARK
COUNTY**

Group A Offenses By Category	State Police		Sheriff		Winchester PD		Clark Co. School Enf.		All Other Agencies		Total	
	Offenses		Offenses		Offenses		Offenses		Offenses		Offenses	
	Reported	Cleared	Reported	Cleared	Reported	Cleared	Reported	Cleared	Reported	Cleared	Reported	Cleared
Arson	0	0	1	0	5	*	0	0	0	0	6	0
Assault Offenses	2	2	11	2	219	*	0	0	0	0	232	4
Bribery	0	0	0	0	0	*	0	0	0	0	0	0
Burglary/Breaking and Entering	0	0	120	1	151	*	0	0	0	0	271	1
Counterfeiting/Forgery	0	0	10	0	31	*	0	0	0	0	41	0
Destruction/Damage/Vandalism Of Property	1	0	29	0	182	*	0	0	0	0	212	0
Drug/Narcotic Offenses	14	3	16	10	268	*	0	0	2	0	300	13
Embezzlement	0	0	0	0	0	*	0	0	0	0	0	0
Extortion/Blackmail	0	0	0	0	0	*	0	0	0	0	0	0
Fraud Offenses	1	1	21	1	40	*	0	0	0	0	62	2
Gambling Offenses	0	0	0	0	3	*	0	0	0	0	3	0
Homicide Offenses	0	0	1	1	0	*	0	0	0	0	1	1
Kidnapping/Abduction	0	0	1	0	0	*	0	0	0	0	1	0
Larceny/Theft Offenses	1	1	148	2	807	*	0	0	0	0	956	3
Motor Vehicle Theft	2	0	10	0	35	*	0	0	0	0	47	0
Pornography/Obscene Material	1	0	5	3	0	*	0	0	0	0	6	3
Prostitution Offenses	0	0	0	0	2	*	0	0	0	0	2	0
Robbery	0	0	2	0	16	*	0	0	0	0	18	0
Sex Offenses, Forcible	3	3	5	0	11	*	0	0	0	0	19	3
Sex Offenses, Nonforcible	0	0	0	0	0	*	0	0	0	0	0	0
Stolen Property Offenses (Receiving, etc.)	3	1	2	0	0	*	0	0	0	0	5	1
Weapon Law Violations	0	0	0	0	17	*	0	0	0	0	17	0
Total	28	11	382	20	1787	0	0	0	2	0	2199	31

*Clearance numbers are not collected for those agencies that submit data via their own Incident Based Reporting System.

Clay County

A CRIME IS COMMITTED IN CLAY COUNTY
EVERY 10 HOURS AND 56 MINUTES

FULL TIME SWORN LAW ENFORCEMENT EMPLOYEES

Agency	Male	Female	Total
STATE POLICE	40	2	42
CLAY COUNTY SHERIFF'S OFFICE	16	0	16
MANCHESTER POLICE DEPARTMENT	11	0	11

**Kentucky State Police Troopers may be assigned to multiple counties per post.



County Seat: Manchester
Population: 21,364
Registered Sex Offenders: 30

**CLAY
COUNTY**

Group A Offenses By Category	State Police		Sheriff		Manchester		All Other Agencies		Total	
	Offenses		Offenses		Offenses		Offenses		Offenses	
	Reported	Cleared	Reported	Cleared	Reported	Cleared	Reported	Cleared	Reported	Cleared
Arson	2	0	3	1	0	0	0	0	5	1
Assault Offenses	19	16	34	31	5	5	0	0	58	52
Bribery	1	1	0	0	1	1	0	0	2	2
Burglary/Breaking and Entering	21	1	26	3	7	1	0	0	54	5
Counterfeiting/Forgery	2	2	1	1	4	0	0	0	7	3
Destruction/Damage/Vandalism Of Property	8	4	13	6	5	2	0	0	26	12
Drug/Narcotic Offenses	110	82	74	55	47	26	64	1	295	164
Embezzlement	0	0	0	0	0	0	0	0	0	0
Extortion/Blackmail	0	0	0	0	0	0	0	0	0	0
Fraud Offenses	5	5	1	1	2	1	0	0	8	7
Gambling Offenses	0	0	0	0	0	0	0	0	0	0
Homicide Offenses	1	0	0	0	2	2	0	0	3	2
Kidnapping/Abduction	0	0	1	1	0	0	0	0	1	1
Larceny/Theft Offenses	160	153	29	10	37	3	0	0	226	166
Motor Vehicle Theft	5	0	8	2	4	0	0	0	17	2
Pornography/Obscene Material	1	0	0	0	0	0	0	0	1	0
Prostitution Offenses	0	0	0	0	0	0	0	0	0	0
Robbery	3	2	0	0	1	1	0	0	4	3
Sex Offenses, Forcible	57	54	2	1	0	0	0	0	59	55
Sex Offenses, Nonforcible	5	4	0	0	0	0	0	0	5	4
Stolen Property Offenses (Receiving, etc.)	6	0	5	4	2	2	0	0	13	6
Weapon Law Violations	5	5	7	4	5	3	0	0	17	12
Total	411	329	204	120	122	47	64	1	801	497

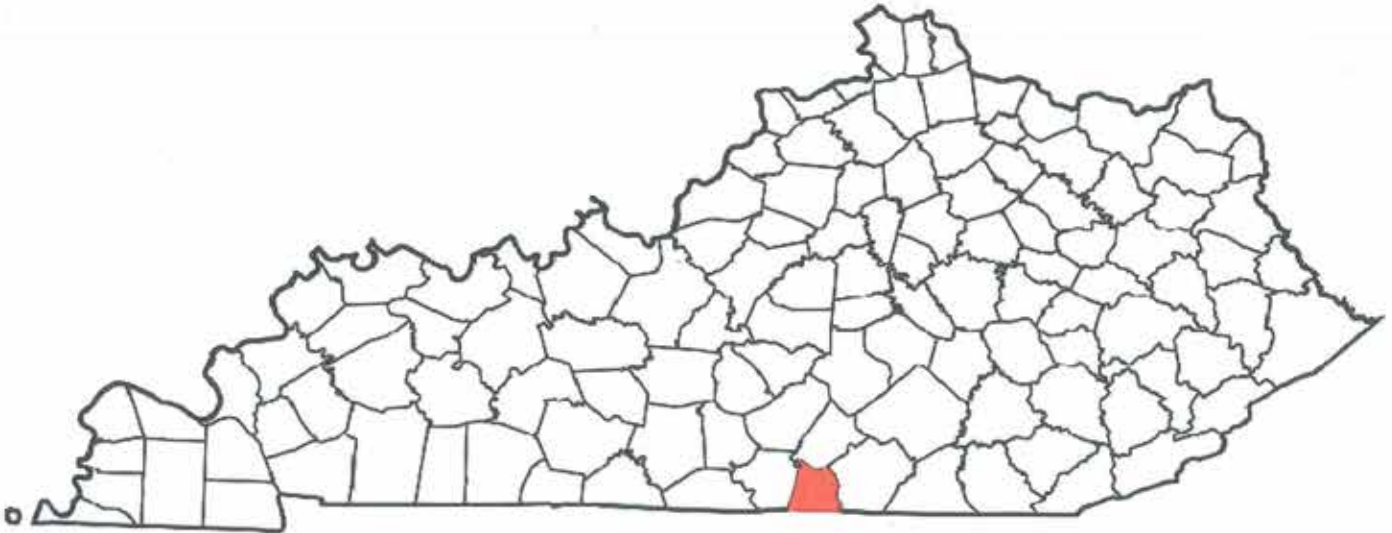
Clinton County

A CRIME IS COMMITTED IN CLINTON COUNTY
EVERY 6 DAYS 2 HOURS

FULL TIME SWORN LAW ENFORCEMENT EMPLOYEES

Agency	Male	Female	Total
STATE POLICE	35	0	35
CLINTON COUNTY SHERIFF'S OFFICE	4	0	4
ALBANY POLICE DEPARTMENT	7	0	7

**Kentucky State Police Troopers may be assigned to multiple counties per post.



County Seat: Albany
Population: 10,146
Registered Sex Offenders: 14

**CLINTON
COUNTY**

Group A Offenses By Category	State Police		Sheriff		Albany		All Other Agencies		Total	
	Offenses		Offenses		Offenses		Offenses		Offenses	
	Reported	Cleared	Reported	Cleared	Reported	Cleared	Reported	Cleared	Reported	Cleared
Arson	4	0	0	0	0	0	0	0	4	0
Assault Offenses	9	0	1	1	0	0	0	0	10	1
Bribery	0	0	0	0	0	0	0	0	0	0
Burglary/Breaking and Entering	6	0	0	0	0	0	0	0	6	0
Counterfeiting/Forgery	0	0	0	0	0	0	0	0	0	0
Destruction/Damage/Vandalism Of Property	1	0	0	0	0	0	0	0	1	0
Drug/Narcotic Offenses	24	13	0	0	0	0	0	0	24	13
Embezzlement	0	0	0	0	0	0	0	0	0	0
Extortion/Blackmail	0	0	0	0	0	0	0	0	0	0
Fraud Offenses	0	0	0	0	0	0	0	0	0	0
Gambling Offenses	0	0	0	0	0	0	0	0	0	0
Homicide Offenses	1	1	0	0	0	0	0	0	1	1
Kidnapping/Abduction	0	0	0	0	0	0	0	0	0	0
Larceny/Theft Offenses	4	1	0	0	0	0	0	0	4	1
Motor Vehicle Theft	2	0	0	0	0	0	0	0	2	0
Pornography/Obscene Material	0	0	0	0	0	0	0	0	0	0
Prostitution Offenses	0	0	0	0	0	0	0	0	0	0
Robbery	0	0	0	0	0	0	0	0	0	0
Sex Offenses, Forcible	5	2	0	0	0	0	0	0	5	2
Sex Offenses, Nonforcible	1	1	0	0	0	0	0	0	1	1
Stolen Property Offenses (Receiving, etc.)	2	0	0	0	0	0	0	0	2	0
Weapon Law Violations	0	0	0	0	0	0	0	0	0	0
Total	59	18	1	1	0	0	0	0	60	19

Crittenden County

A CRIME IS COMMITTED IN CRITTENDEN COUNTY
EVERY 1 DAY AND 2 HOURS

FULL TIME SWORN LAW ENFORCEMENT EMPLOYEES

Agency	Male	Female	Total
STATE POLICE	41	0	41
CRITTENDEN COUNTY SHERIFF'S OFFICE	4	0	4
MARION POLICE DEPARTMENT	5	0	5

**Kentucky State Police Troopers may be assigned to multiple counties per post.



County Seat: Marion
Population: 9,255
Registered Sex Offenders: 16

**CRITTENDEN
COUNTY**

Group A Offenses By Category	State Police		Sheriff		Marion Police		All Other Agencies		Total	
	Offenses		Offenses		Offenses		Offenses		Offenses	
	Reported	Cleared	Reported	Cleared	Reported	Cleared	Reported	Cleared	Reported	Cleared
Arson	0	0	0	0	0	0	0	0	0	0
Assault Offenses	4	3	1	0	48	38	0	0	53	41
Bribery	1	0	0	0	0	0	0	0	1	0
Burglary/Breaking and Entering	6	3	4	0	14	6	0	0	24	9
Counterfeiting/Forgery	0	0	9	0	19	1	0	0	28	1
Destruction/Damage/Vandalism Of Property	1	1	1	0	20	8	0	0	22	9
Drug/Narcotic Offenses	21	19	3	0	57	51	29	20	110	90
Embezzlement	0	0	0	0	0	0	0	0	0	0
Extortion/Blackmail	0	0	0	0	0	0	0	0	0	0
Fraud Offenses	1	0	2	0	1	0	0	0	4	0
Gambling Offenses	0	0	0	0	0	0	0	0	0	0
Homicide Offenses	1	1	0	0	0	0	0	0	1	1
Kidnapping/Abduction	0	0	0	0	2	0	0	0	2	0
Larceny/Theft Offenses	3	2	9	0	44	12	0	0	56	14
Motor Vehicle Theft	0	0	1	0	3	1	0	0	4	1
Pornography/Obscene Material	1	1	0	0	0	0	0	0	1	1
Prostitution Offenses	0	0	0	0	0	0	0	0	0	0
Robbery	0	0	0	0	1	0	0	0	1	0
Sex Offenses, Forcible	3	0	0	0	9	1	0	0	12	1
Sex Offenses, Nonforcible	1	0	0	0	1	0	0	0	2	0
Stolen Property Offenses (Receiving, etc.)	0	0	0	0	3	1	0	0	3	1
Weapon Law Violations	3	3	7	0	2	1	0	0	12	4
Total	46	33	37	0	224	120	29	20	336	173

Cumberland County

A CRIME IS COMMITTED IN CUMBERLAND COUNTY
EVERY 2 DAYS AND 12 HOURS

FULL TIME SWORN LAW ENFORCEMENT EMPLOYEES

Agency	Male	Female	Total
STATE POLICE	35	0	35
CUMBERLAND COUNTY SHERIFF'S OFFICE	4	0	4
BURKESVILLE POLICE DEPARTMENT	6	0	6

**Kentucky State Police Troopers may be assigned to multiple counties per post.



County Seat: Burkesville
Population: 6,789
Registered Sex Offenders: 7

**CUMBERLAND
COUNTY**

Group A Offenses By Category	State Police		Sheriff		Burkesville		All Other Agencies		Total	
	Offenses		Offenses		Offenses		Offenses		Offenses	
	Reported	Cleared	Reported	Cleared	Reported	Cleared	Reported	Cleared	Reported	Cleared
Arson	0	0	0	0	0	0	0	0	0	0
Assault Offenses	5	4	3	0	3	3	0	0	11	7
Bribery	0	0	0	0	0	0	0	0	0	0
Burglary/Breaking and Entering	7	1	34	1	7	1	0	0	48	3
Counterfeiting/Forgery	0	0	2	0	1	1	0	0	3	1
Destruction/Damage/Vandalism Of Property	3	1	11	0	2	1	0	0	16	2
Drug/Narcotic Offenses	26	14	0	0	0	0	0	0	26	14
Embezzlement	0	0	0	0	0	0	0	0	0	0
Extortion/Blackmail	0	0	0	0	0	0	0	0	0	0
Fraud Offenses	0	0	2	0	0	0	0	0	2	0
Gambling Offenses	0	0	0	0	0	0	0	0	0	0
Homicide Offenses	0	0	0	0	0	0	0	0	0	0
Kidnapping/Abduction	0	0	0	0	1	0	0	0	1	0
Larceny/Theft Offenses	6	3	20	0	2	2	0	0	28	5
Motor Vehicle Theft	0	0	0	0	2	0	0	0	2	0
Pornography/Obscene Material	0	0	0	0	0	0	0	0	0	0
Prostitution Offenses	0	0	0	0	0	0	0	0	0	0
Robbery	0	0	0	0	2	1	0	0	2	1
Sex Offenses, Forcible	2	2	0	0	0	0	0	0	2	2
Sex Offenses, Nonforcible	1	0	0	0	0	0	0	0	1	0
Stolen Property Offenses (Receiving, etc.)	1	0	1	0	0	0	0	0	2	0
Weapon Law Violations	1	1	0	0	0	0	0	0	1	1
Total	52	26	73	1	20	9	0	0	145	36

Daviess County

A CRIME IS COMMITTED IN DAVIESS COUNTY
EVERY 1 HOUR AND 3 MINUTES

FULL TIME SWORN LAW ENFORCEMENT EMPLOYEES

Agency	Male	Female	Total
STATE POLICE	32	0	32
DAVIESS COUNTY SHERIFF'S OFFICE	36	2	38
OWENSBORO POLICE DEPARTMENT	99	2	101

**Kentucky State Police Troopers may be assigned to multiple counties per post.



County Seat: Owensboro
Population: 98,218
Registered Sex Offenders: 164

**DAVIESS
COUNTY**

Group A Offenses By Category	State Police		Sheriff		Owensboro		All Other Agencies		Total	
	Offenses		Offenses		Offenses		Offenses		Offenses	
	Reported	Cleared	Reported	Cleared	Reported	Cleared	Reported	Cleared	Reported	Cleared
Arson	0	0	3	2	8	6	0	0	11	8
Assault Offenses	33	27	213	149	971	559	0	0	1217	735
Bribery	0	0	0	0	0	0	0	0	0	0
Burglary/Breaking and Entering	10	2	132	17	392	138	0	0	534	157
Counterfeiting/Forgery	0	0	33	9	82	76	2	0	117	85
Destruction/Damage/Vandalism Of Property	16	4	134	22	712	168	0	0	862	194
Drug/Narcotic Offenses	75	71	358	337	1224	1202	3	0	1660	1610
Embezzlement	0	0	0	0	0	0	0	0	0	0
Extortion/Blackmail	0	0	0	0	0	0	0	0	0	0
Fraud Offenses	3	3	38	14	52	45	3	0	96	62
Gambling Offenses	0	0	0	0	0	0	0	0	0	0
Homicide Offenses	0	0	2	2	1	1	0	0	3	3
Kidnapping/Abduction	1	1	1	0	11	9	0	0	13	10
Larceny/Theft Offenses	25	11	401	62	1768	809	0	0	2194	882
Motor Vehicle Theft	2	2	17	4	114	51	0	0	133	57
Pornography/Obscene Material	1138	1137	0	0	82	82	0	0	1220	1219
Prostitution Offenses	0	0	0	0	3	3	0	0	3	3
Robbery	0	0	3	1	53	41	0	0	56	42
Sex Offenses, Forcible	6	2	17	3	109	88	0	0	132	93
Sex Offenses, Nonforcible	1	1	0	0	5	4	0	0	6	5
Stolen Property Offenses (Receiving, etc.)	2	2	2	1	22	20	0	0	26	23
Weapon Law Violations	1	1	8	8	18	18	0	0	27	27
Total	1313	1264	1362	631	5627	3320	8	0	8310	5215

Edmonson County

A CRIME IS COMMITTED IN EDMONSON COUNTY
EVERY 23 HOURS AND 44 MINUTES

FULL TIME SWORN LAW ENFORCEMENT EMPLOYEES

Agency	Male	Female	Total
STATE POLICE	45	1	46
EDMONSON COUNTY SHERIFF'S OFFICE	6	0	6
BROWNSVILLE POLICE DEPARTMENT	6	0	6

**Kentucky State Police Troopers may be assigned to multiple counties per post.



County Seat: Brownsville
Population: 12,062
Registered Sex Offenders: 10

**EDMONSON
COUNTY**

Group A Offenses By Category	State Police		Sheriff		Brownsville		All Other Agencies		Total	
	Reported	Cleared	Reported	Cleared	Reported	Cleared	Reported	Cleared	Reported	Cleared
Arson	2	0	0	0	0	0	1	0	3	0
Assault Offenses	7	4	17	9	2	2	11	0	37	15
Bribery	0	0	0	0	0	0	0	0	0	0
Burglary/Breaking and Entering	9	2	29	5	1	0	5	0	44	7
Counterfeiting/Forgery	0	0	48	0	0	0	0	0	48	0
Destruction/Damage/Vandalism Of Property	6	0	16	2	0	0	0	0	22	2
Drug/Narcotic Offenses	7	6	11	1	0	0	35	2	53	9
Embezzlement	0	0	0	0	0	0	0	0	0	0
Extortion/Blackmail	0	0	0	0	0	0	0	0	0	0
Fraud Offenses	7	3	1	0	2	0	0	0	10	3
Gambling Offenses	0	0	0	0	0	0	0	0	0	0
Homicide Offenses	0	0	0	0	0	0	0	0	0	0
Kidnapping/Abduction	0	0	3	3	0	0	0	0	3	3
Larceny/Theft Offenses	4	2	26	1	1	0	0	0	31	3
Motor Vehicle Theft	1	0	8	0	1	0	0	0	10	0
Pornography/Obscene Material	21	21	0	0	1	0	0	0	22	21
Prostitution Offenses	1	1	0	0	0	0	0	0	1	1
Robbery	0	0	0	0	0	0	0	0	0	0
Sex Offenses, Forcible	52	46	0	0	7	7	0	0	59	53
Sex Offenses, Nonforcible	10	10	0	0	4	4	0	0	14	14
Stolen Property Offenses (Receiving, etc.)	4	1	1	0	0	0	2	0	7	1
Weapon Law Violations	0	0	1	0	0	0	4	0	5	0
Total	131	96	161	21	19	13	58	2	369	132

Elliott County

A CRIME IS COMMITTED IN ELLIOTT COUNTY
EVERY 5 DAYS 19 HOURS

FULL TIME SWORN LAW ENFORCEMENT EMPLOYEES

Agency	Male	Female	Total
STATE POLICE	43	1	44
ELLIOTT COUNTY SHERIFF'S OFFICE	2	0	2

**Kentucky State Police Troopers may be assigned to multiple counties per post.



County Seat: Sandy Hook
Population: 7,637
Registered Sex Offenders: 40

**ELLIOTT
COUNTY**

Group A Offenses By Category	State Police		Sheriff		All Other Agencies		Total	
	Offenses		Offenses		Offenses		Offenses	
	Reported	Cleared	Reported	Cleared	Reported	Cleared	Reported	Cleared
Arson	0	0	0	0	0	0	0	0
Assault Offenses	10	6	3	1	0	0	13	7
Bribery	0	0	0	0	0	0	0	0
Burglary/Breaking and Entering	4	2	4	2	0	0	8	4
Counterfeiting/Forgery	0	0	0	0	0	0	0	0
Destruction/Damage/Vandalism Of Property	3	0	4	2	0	0	7	2
Drug/Narcotic Offenses	12	5	4	4	0	0	16	9
Embezzlement	0	0	0	0	0	0	0	0
Extortion/Blackmail	0	0	0	0	0	0	0	0
Fraud Offenses	1	0	0	0	0	0	1	0
Gambling Offenses	0	0	0	0	0	0	0	0
Homicide Offenses	0	0	0	0	0	0	0	0
Kidnapping/Abduction	0	0	0	0	0	0	0	0
Larceny/Theft Offenses	4	2	5	1	0	0	9	3
Motor Vehicle Theft	0	0	2	1	0	0	2	1
Pornography/Obscene Material	0	0	0	0	0	0	0	0
Prostitution Offenses	0	0	0	0	0	0	0	0
Robbery	0	0	0	0	0	0	0	0
Sex Offenses, Forcible	1	1	0	0	0	0	1	1
Sex Offenses, Nonforcible	0	0	0	0	0	0	0	0
Stolen Property Offenses (Receiving, etc.)	2	1	0	0	0	0	2	1
Weapon Law Violations	2	2	2	2	0	0	4	4
Total	39	19	24	13	0	0	63	32

Estill County

A CRIME IS COMMITTED IN ESTILL COUNTY
EVERY 1 DAY AND 4 HOURS

FULL TIME SWORN LAW ENFORCEMENT EMPLOYEES

Agency	Male	Female	Total
STATE POLICE	43	1	44
ESTILL COUNTY SHERIFF'S OFFICE	4	0	4
IRVINE POLICE DEPARTMENT	6	0	6
RAVENNA POLICE DEPARTMENT	2	0	2

**Kentucky State Police Troopers may be assigned to multiple counties per post.



County Seat: Irvine
Population: 14,488
Registered Sex Offenders: 26

**ESTILL
COUNTY**

Group A Offenses By Category	State Police		Sheriff		Irvine		Ravenna		All Other Agencies		Total	
	Offenses		Offenses		Offenses		Offenses		Offenses		Offenses	
	Reported	Cleared	Reported	Cleared	Reported	Cleared	Reported	Cleared	Reported	Cleared	Reported	Cleared
Arson	5	0	0	0	0	0	0	0	0	0	5	0
Assault Offenses	10	9	6	1	1	1	0	0	0	0	17	11
Bribery	0	0	1	1	0	0	0	0	0	0	1	1
Burglary/Breaking and Entering	22	5	12	0	3	1	3	0	0	0	40	6
Counterfeiting/Forgery	3	3	1	0	0	0	0	0	0	0	4	3
Destruction/Damage/Vandalism Of Property	3	2	2	0	3	0	1	0	0	0	9	2
Drug/Narcotic Offenses	58	45	0	0	1	0	0	0	0	0	59	45
Embezzlement	0	0	0	0	0	0	0	0	0	0	0	0
Extortion/Blackmail	0	0	0	0	0	0	0	0	0	0	0	0
Fraud Offenses	2	0	2	0	1	0	0	0	0	0	5	0
Gambling Offenses	0	0	0	0	0	0	0	0	0	0	0	0
Homicide Offenses	0	0	0	0	0	0	0	0	0	0	0	0
Kidnapping/Abduction	1	0	0	0	0	0	0	0	0	0	1	0
Larceny/Theft Offenses	20	5	31	18	4	1	10	1	0	0	65	25
Motor Vehicle Theft	2	1	4	0	0	0	1	0	0	0	7	1
Pornography/Obscene Material	1	0	0	0	0	0	0	0	0	0	1	0
Prostitution Offenses	0	0	0	0	0	0	0	0	0	0	0	0
Robbery	1	1	0	0	0	0	0	0	0	0	1	1
Sex Offenses, Forcible	87	81	0	0	0	0	0	0	0	0	87	81
Sex Offenses, Nonforcible	0	0	0	0	0	0	0	0	0	0	0	0
Stolen Property Offenses (Receiving, etc.)	4	4	0	0	0	0	0	0	0	0	4	4
Weapon Law Violations	1	1	0	0	0	0	0	0	0	0	1	1
Total	220	157	59	20	13	3	15	1	0	0	307	181

Fayette County

A CRIME IS COMMITTED IN FAYETTE
COUNTY EVERY 16 MINUTES

FULL TIME SWORN LAW ENFORCEMENT EMPLOYEES

Agency	Male	Female	Total
STATE POLICE	38	2	40
FAYETTE COUNTY SHERIFF'S OFFICE	0	0	0
LEXINGTON POLICE DEPARTMENT	514	43	557
UK POLICE DEPARTMENT	69	11	80
FAYETTE CO. SCHOOLS	22	6	28
BLUEGRASS AIRPORT	19	0	19
KY HORSE PARK	7	1	8

**Kentucky State Police Troopers may be assigned to multiple counties per post.



County Seat: Lexington
Population: 308,428
Registered Sex Offenders: 326

**FAYETTE
COUNTY**

Group A Offenses By Category	State Police		Sheriff		Lexington PD		UK Police Dept.		Fayette Co. Schools	
	Offenses		Offenses		Offenses		Offenses		Offenses	
	Reported	Cleared	Reported	Cleared	Reported	Cleared	Reported	Cleared	Reported	Cleared
Arson	0	0	0	0	47	5	2	1	2	2
Assault Offenses	23	22	0	0	3749	2752	128	42	166	70
Bribery	0	0	0	0	4	3	0	0	0	0
Burglary/Breaking and Entering	0	0	0	0	2615	428	48	4	13	1
Counterfeiting/Forgery	1	0	0	0	572	312	2	1	3	1
Destruction/Damage/Vandalism Of Property	1	1	0	0	4062	725	141	16	38	6
Drug/Narcotic Offenses	109	43	0	0	3473	3392	249	209	83	75
Embezzlement	0	0	0	0	0	0	0	0	0	0
Extortion/Blackmail	0	0	0	0	5	4	1	0	0	0
Fraud Offenses	7	0	0	0	1405	436	30	2	1	0
Gambling Offenses	0	0	0	0	4	4	0	0	0	0
Homicide Offenses	0	0	0	0	22	22	0	0	0	0
Kidnapping/Abduction	0	0	0	0	91	51	0	0	0	0
Larceny/Theft Offenses	7	1	0	0	10264	3354	649	28	209	36
Motor Vehicle Theft	1	0	0	0	891	231	17	3	0	0
Pornography/Obscene Material	450	11	0	0	50	42	0	0	0	0
Prostitution Offenses	0	0	0	0	96	93	0	0	0	0
Robbery	0	0	0	0	503	144	4	1	3	0
Sex Offenses, Forcible	3	2	0	0	301	132	5	3	6	3
Sex Offenses, Nonforcible	3	3	0	0	25	13	0	0	0	0
Stolen Property Offenses (Receiving, etc.)	7	4	0	0	294	234	17	16	1	1
Weapon Law Violations	10	8	0	0	212	204	7	7	9	5
Total	622	95	0	0	28685	12581	1300	333	534	200

**FAYETTE
COUNTY**

Group A Offenses By Category	Bluegrass Airport		KY Horse Park		All Other Agencies		-		Total	
	Offenses		Offenses		Offenses		Offenses		Offenses	
	Reported	Cleared	Reported	Cleared	Reported	Cleared	Reported	Cleared	Reported	Cleared
Arson	0	0	0	0	0	0	0	0	51	8
Assault Offenses	0	0	1	0	2	1			4069	2887
Bribery	0	0	0	0	0	0			4	3
Burglary/Breaking and Entering	0	0	1	0	0	0			2677	433
Counterfeiting/Forgery	0	0	0	0	1	1			579	315
Destruction/Damage/Vandalism Of Property	0	0	6	0	0	0			4248	748
Drug/Narcotic Offenses	0	0	0	0	6	6			3920	3725
Embezzlement	0	0	0	0	0	0			0	0
Extortion/Blackmail	0	0	0	0	0	0			6	4
Fraud Offenses	0	0	0	0	4	0			1447	438
Gambling Offenses	0	0	0	0	5	5			9	9
Homicide Offenses	0	0	0	0	0	0			22	22
Kidnapping/Abduction	0	0	0	0	0	0			91	51
Larceny/Theft Offenses	1	0	41	3	3	1			11174	3423
Motor Vehicle Theft	0	0	1	0	0	0			910	234
Pornography/Obscene Material	0	0	0	0	0	0			500	53
Prostitution Offenses	0	0	0	0	0	0			96	93
Robbery	0	0	0	0	0	0			510	145
Sex Offenses, Forcible	0	0	0	0	0	0			315	140
Sex Offenses, Nonforcible	0	0	0	0	0	0			28	16
Stolen Property Offenses (Receiving, etc.)	1	1	0	0	0	0			320	256
Weapon Law Violations	0	0	0	0	0	0			238	224
Total	2	1	50	3	21	14	0	0	31214	13227

Fleming County

A CRIME IS COMMITTED IN FLEMING COUNTY
EVERY 1 DAY AND 2 HOURS

FULL TIME SWORN LAW ENFORCEMENT EMPLOYEES

Agency	Male	Female	Total
STATE POLICE	43	1	44
FLEMING COUNTY SHERIFF'S OFFICE	7	0	7
FLEMINGSBURG POLICE DEPARTMENT	7	0	7

**Kentucky State Police Troopers may be assigned to multiple counties per post.



County Seat: Flemingsburg
Population: 14,508
Registered Sex Offenders: 23

**FLEMING
COUNTY**

Group A Offenses By Category	State Police		Sheriff		Flemingsburg		All Other Agencies		Total	
	Reported	Cleared	Reported	Cleared	Reported	Cleared	Reported	Cleared	Reported	Cleared
Arson	0	0	0	0	0	0	0	0	0	0
Assault Offenses	30	25	5	5	45	43	0	0	80	73
Bribery	0	0	0	0	0	0	0	0	0	0
Burglary/Breaking and Entering	15	1	25	3	8	4	0	0	48	8
Counterfeiting/Forgery	5	2	10	9	5	5	0	0	20	16
Destruction/Damage/Vandalism Of Property	5	4	7	0	23	16	0	0	35	20
Drug/Narcotic Offenses	8	6	5	3	30	29	0	0	43	38
Embezzlement	0	0	0	0	0	0	0	0	0	0
Extortion/Blackmail	0	0	0	0	0	0	0	0	0	0
Fraud Offenses	0	0	0	0	3	3	0	0	3	3
Gambling Offenses	0	0	0	0	0	0	0	0	0	0
Homicide Offenses	1	0	0	0	0	0	0	0	1	0
Kidnapping/Abduction	0	0	0	0	0	0	0	0	0	0
Larceny/Theft Offenses	7	2	17	4	48	20	0	0	72	26
Motor Vehicle Theft	0	0	3	0	4	2	0	0	7	2
Pornography/Obscene Material	2	2	0	0	0	0	0	0	2	2
Prostitution Offenses	0	0	0	0	0	0	0	0	0	0
Robbery	0	0	0	0	0	0	0	0	0	0
Sex Offenses, Forcible	7	1	0	0	0	0	0	0	7	1
Sex Offenses, Nonforcible	1	0	0	0	0	0	0	0	1	0
Stolen Property Offenses (Receiving, etc.)	3	0	4	3	0	0	0	0	7	3
Weapon Law Violations	0	0	0	0	3	3	0	0	3	3
Total	84	43	76	27	169	125	0	0	329	195

Floyd County

A CRIME IS COMMITTED IN FLOYD COUNTY
EVERY 8 HOURS AND 8 MINUTES

FULL TIME SWORN LAW ENFORCEMENT EMPLOYEES

Agency	Male	Female	Total
STATE POLICE	56	1	57
FLOYD COUNTY SHERIFF'S OFFICE	17	3	20
MARTIN POLICE DEPARTMENT	5	0	5
PRESTONSBURG POLICE DEPARTMENT	15	1	16
WAYLAND POLICE DEPARTMENT	1	0	1

**Kentucky State Police Troopers may be assigned to multiple counties per post.



County Seat: Prestonsburg
Population: 38,728
Registered Sex Offenders: 58

**FLOYD
COUNTY**

Group A Offenses By Category	State Police		Sheriff		Martin		Prestonsburg		Wayland		All Other Agencies		Total	
	Offenses		Offenses		Offenses		Offenses		Offenses		Offenses		Offenses	
	Reported	Cleared	Reported	Cleared	Reported	Cleared	Reported	Cleared	Reported	Cleared	Reported	Cleared	Reported	Cleared
Arson	3	1	0	0	0	0	0	0	0	0	0	0	3	1
Assault Offenses	181	161	4	1	1	1	17	10	4	0	2	1	209	174
Bribery	1	1	0	0	0	0	1	0	0	0	0	0	2	1
Burglary/Breaking and Entering	83	17	16	2	2	1	17	6	1	0	1	0	120	26
Counterfeiting/Forgery	43	32	21	0	1	1	19	8	0	0	0	0	84	41
Destruction/Damage/Vandalism Of Property	32	14	5	1	2	1	10	2	1	0	0	0	50	18
Drug/Narcotic Offenses	107	58	14	4	2	2	79	55	0	0	28	7	230	126
Embezzlement	0	0	0	0	0	0	0	0	0	0	0	0	0	0
Extortion/Blackmail	0	0	0	0	0	0	0	0	0	0	0	0	0	0
Fraud Offenses	5	1	8	1	1	1	10	3	1	0	5	4	30	10
Gambling Offenses	0	0	0	0	0	0	0	0	0	0	0	0	0	0
Homicide Offenses	2	1	0	0	0	0	0	0	0	0	0	0	2	1
Kidnapping/Abduction	3	0	1	0	0	0	0	0	0	0	0	0	4	0
Larceny/Theft Offenses	89	36	34	4	4	3	50	6	4	0	0	0	181	49
Motor Vehicle Theft	44	7	14	0	0	0	7	1	0	0	1	1	66	9
Pornography/Obscene Material	4	4	1	1	0	0	0	0	0	0	0	0	5	5
Prostitution Offenses	0	0	0	0	0	0	0	0	0	0	0	0	0	0
Robbery	18	4	1	0	0	0	1	0	0	0	1	0	21	4
Sex Offenses, Forcible	22	7	0	0	0	0	2	0	0	0	0	0	24	7
Sex Offenses, Nonforcible	2	0	0	0	0	0	1	1	0	0	0	0	3	1
Stolen Property Offenses (Receiving, etc.)	12	9	9	2	1	0	2	1	0	0	0	0	24	12
Weapon Law Violations	16	15	0	0	1	1	1	1	0	0	1	0	19	17
Total	667	368	128	16	15	11	217	94	11	0	39	13	1077	502

Franklin County

A CRIME IS COMMITTED IN FRANKLIN COUNTY
EVERY 1 HOUR AND 58 MINUTES

FULL TIME SWORN LAW ENFORCEMENT EMPLOYEES

Agency	Male	Female	Total
STATE POLICE	38	2	40
FRANKLIN COUNTY SHERIFF'S DEPARTMENT	25	0	25
FRANKFORT POLICE DEPARTMENT	55	4	59
KENTUCKY STATE UNIVERSITY	5	3	8

**Kentucky State Police Troopers may be assigned to multiple counties per post.



County Seat: Frankfort
Population: 49,648
Registered Sex Offenders: 92

**FRANKLIN
COUNTY**

Group A Offenses By Category	State Police		Sheriff		Frankfort PD		KSU Police Dept.		All Other Agencies		Total	
	Offenses		Offenses		Offenses		Offenses		Offenses		Offenses	
	Reported	Cleared	Reported	Cleared	Reported	Cleared	Reported	Cleared	Reported	Cleared	Reported	Cleared
Arson	0	0	0	0	3	2	0	0	0	0	3	2
Assault Offenses	40	37	83	15	682	260	20	1	0	0	825	313
Bribery	0	0	0	0	0	0	0	0	0	0	0	0
Burglary/Breaking and Entering	35	5	79	4	246	24	10	0	0	0	370	33
Counterfeiting/Forgery	25	19	14	0	145	83	0	0	0	0	184	102
Destruction/Damage/Vandalism Of Property	14	3	84	3	297	18	9	1	0	0	404	25
Drug/Narcotic Offenses	33	27	123	57	609	480	2	1	0	0	767	565
Embezzlement	0	0	0	0	0	0	0	0	0	0	0	0
Extortion/Blackmail	0	0	0	0	0	0	0	0	0	0	0	0
Fraud Offenses	17	4	39	2	198	33	3	1	15	0	272	40
Gambling Offenses	0	0	1	0	0	0	0	0	0	0	1	0
Homicide Offenses	0	0	1	0	1	1	0	0	0	0	2	1
Kidnapping/Abduction	0	0	2	0	4	1	1	1	0	0	7	2
Larceny/Theft Offenses	53	12	211	5	988	274	80	3	0	0	1332	294
Motor Vehicle Theft	4	1	13	0	63	8	0	0	0	0	80	9
Pornography/Obscene Material	0	0	1	0	0	0	0	0	0	0	1	0
Prostitution Offenses	0	0	0	0	0	0	0	0	0	0	0	0
Robbery	0	0	3	0	36	12	1	0	0	0	40	12
Sex Offenses, Forcible	18	8	16	7	42	17	0	0	0	0	76	32
Sex Offenses, Nonforcible	3	1	1	1	5	5	0	0	0	0	9	7
Stolen Property Offenses (Receiving, etc.)	6	1	8	5	30	24	0	0	0	0	44	30
Weapon Law Violations	0	0	1	1	28	25	0	0	0	0	29	26
Total	248	118	680	100	3377	1267	126	8	15	0	4446	1493

Fulton County

A CRIME IS COMMITTED IN FULTON COUNTY
EVERY 1 DAY AND 6 HOURS

FULL TIME SWORN LAW ENFORCEMENT EMPLOYEES

Agency	Male	Female	Total
STATE POLICE	36	1	37
FULTON COUNTY SHERIFF'S OFFICE	4	0	4
FULTON POLICE DEPARTMENT	8	0	8

**Kentucky State Police Troopers may be assigned to multiple counties per post.



County Seat: Hickman
Population: 6,385
Registered Sex Offenders: 25

**FULTON
COUNTY**

Group A Offenses By Category	State Police		Sheriff		Fulton		All Other Agencies		Total	
	Offenses		Offenses		Offenses		Offenses		Offenses	
	Reported	Cleared	Reported	Cleared	Reported	Cleared	Reported	Cleared	Reported	Cleared
Arson	0	0	0	0	0	0	0	0	0	0
Assault Offenses	2	2	23	13	48	25	2	2	75	42
Bribery	0	0	0	0	0	0	0	0	0	0
Burglary/Breaking and Entering	0	0	3	0	14	1	0	0	17	1
Counterfeiting/Forgery	1	0	1	0	4	2	0	0	6	2
Destruction/Damage/Vandalism Of Property	2	2	8	1	29	4	0	0	39	7
Drug/Narcotic Offenses	6	5	1	0	7	6	1	1	15	12
Embezzlement	0	0	0	0	0	0	0	0	0	0
Extortion/Blackmail	0	0	0	0	0	0	0	0	0	0
Fraud Offenses	2	0	2	1	20	7	0	0	24	8
Gambling Offenses	0	0	0	0	0	0	0	0	0	0
Homicide Offenses	3	3	2	0	0	0	0	0	5	3
Kidnapping/Abduction	0	0	0	0	1	1	0	0	1	1
Larceny/Theft Offenses	2	1	23	6	67	13	0	0	92	20
Motor Vehicle Theft	1	1	0	0	3	0	0	0	4	1
Pornography/Obscene Material	0	0	0	0	0	0	0	0	0	0
Prostitution Offenses	0	0	0	0	0	0	0	0	0	0
Robbery	0	0	0	0	2	0	0	0	2	0
Sex Offenses, Forcible	0	0	0	0	3	1	0	0	3	1
Sex Offenses, Nonforcible	0	0	0	0	0	0	0	0	0	0
Stolen Property Offenses (Receiving, etc.)	1	0	1	1	5	2	0	0	7	3
Weapon Law Violations	2	2	0	0	0	0	0	0	2	2
Total	22	16	64	22	203	62	3	3	292	103

Gallatin County

A CRIME IS COMMITTED IN GALLATIN COUNTY
EVERY 1 DAY AND 2 HOURS

FULL TIME SWORN LAW ENFORCEMENT EMPLOYEES

Agency	Male	Female	Total
STATE POLICE	31	0	31
GALLATIN COUNTY SHERIFF'S OFFICE	12	1	13
WARSAW POLICE DEPARTMENT	3	0	3

**Kentucky State Police Troopers may be assigned to multiple counties per post.



County Seat: Warsaw
Population: 8,474
Registered Sex Offenders: 24

**GALLATIN
COUNTY**

Group A Offenses By Category	State Police		Sheriff		Warsaw		All Other Agencies		Total	
	Offenses		Offenses		Offenses		Offenses		Offenses	
	Reported	Cleared	Reported	Cleared	Reported	Cleared	Reported	Cleared	Reported	Cleared
Arson	1	1	0	0	0	0	0	0	1	1
Assault Offenses	6	6	12	6	4	0	0	0	22	12
Bribery	0	0	0	0	0	0	0	0	0	0
Burglary/Breaking and Entering	5	1	28	4	3	0	0	0	36	5
Counterfeiting/Forgery	0	0	4	0	0	0	0	0	4	0
Destruction/Damage/Vandalism Of Property	0	0	15	4	2	0	0	0	17	4
Drug/Narcotic Offenses	106	68	27	14	3	3	0	0	136	85
Embezzlement	0	0	0	0	0	0	0	0	0	0
Extortion/Blackmail	0	0	0	0	0	0	0	0	0	0
Fraud Offenses	0	0	13	2	2	0	2	0	17	2
Gambling Offenses	0	0	0	0	0	0	0	0	0	0
Homicide Offenses	2	2	0	0	0	0	0	0	2	2
Kidnapping/Abduction	0	0	1	0	0	0	0	0	1	0
Larceny/Theft Offenses	8	6	54	6	11	3	0	0	73	15
Motor Vehicle Theft	2	2	5	1	0	0	0	0	7	3
Pornography/Obscene Material	2	2	0	0	0	0	0	0	2	2
Prostitution Offenses	0	0	0	0	0	0	0	0	0	0
Robbery	0	0	1	0	0	0	0	0	1	0
Sex Offenses, Forcible	2	1	0	0	0	0	0	0	2	1
Sex Offenses, Nonforcible	1	1	0	0	0	0	0	0	1	1
Stolen Property Offenses (Receiving, etc.)	1	1	1	0	0	0	0	0	2	1
Weapon Law Violations	0	0	1	1	0	0	0	0	1	1
Total	136	91	162	38	25	6	2	0	325	135

Garrard County

A CRIME IS COMMITTED IN GARRARD COUNTY
EVERY 19 HOURS AND 22 MINUTES

FULL TIME SWORN LAW ENFORCEMENT EMPLOYEES

Agency	Male	Female	Total
STATE POLICE	43	1	44
GARRARD COUNTY SHERIFF'S OFFICE	8	0	8
LANCASTER POLICE DEPARTMENT	9	1	10

**Kentucky State Police Troopers may be assigned to multiple counties per post.



County Seat: Lancaster
Population: 16,915
Registered Sex Offenders: 28

**GARRARD
COUNTY**

Group A Offenses By Category	State Police		Sheriff		Lancaster		All Other Agencies		Total	
	Offenses		Offenses		Offenses		Offenses		Offenses	
	Reported	Cleared	Reported	Cleared	Reported	Cleared	Reported	Cleared	Reported	Cleared
Arson	0	0	0	0	0	0	0	0	0	0
Assault Offenses	5	4	12	9	61	48	0	0	78	61
Bribery	0	0	0	0	0	0	0	0	0	0
Burglary/Breaking and Entering	18	4	13	1	23	2	0	0	54	7
Counterfeiting/Forgery	0	0	0	0	6	2	0	0	6	2
Destruction/Damage/Vandalism Of Property	3	0	1	1	36	9	0	0	40	10
Drug/Narcotic Offenses	19	3	6	4	55	49	1	1	81	57
Embezzlement	0	0	0	0	0	0	0	0	0	0
Extortion/Blackmail	0	0	0	0	0	0	0	0	0	0
Fraud Offenses	0	0	0	0	36	17	0	0	36	17
Gambling Offenses	0	0	0	0	0	0	0	0	0	0
Homicide Offenses	0	0	0	0	0	0	0	0	0	0
Kidnapping/Abduction	1	1	2	0	0	0	0	0	3	1
Larceny/Theft Offenses	15	6	27	1	80	8	0	0	122	15
Motor Vehicle Theft	2	1	4	0	2	0	0	0	8	1
Pornography/Obscene Material	1	1	0	0	0	0	0	0	1	1
Prostitution Offenses	1	0	0	0	0	0	0	0	1	0
Robbery	0	0	0	0	1	1	0	0	1	1
Sex Offenses, Forcible	11	9	1	0	0	0	0	0	12	9
Sex Offenses, Nonforcible	0	0	0	0	0	0	0	0	0	0
Stolen Property Offenses (Receiving, etc.)	1	0	2	0	3	2	0	0	6	2
Weapon Law Violations	1	1	1	0	1	1	0	0	3	2
Total	78	30	69	16	304	139	1	1	452	186

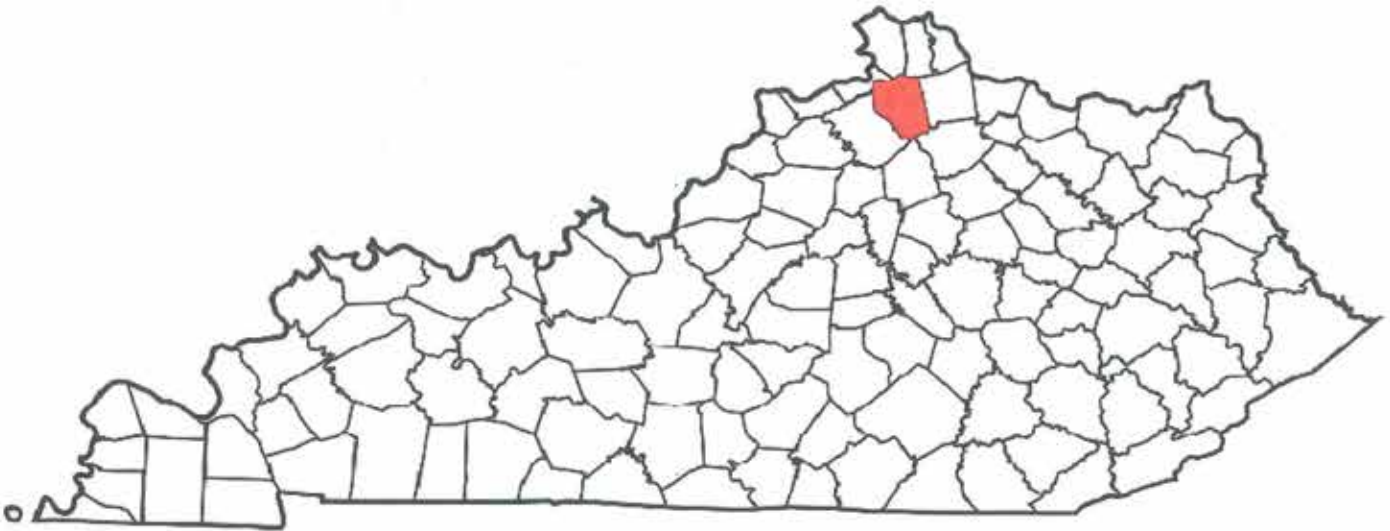
Grant County

A CRIME IS COMMITTED IN GRANT COUNTY
EVERY 8 HOURS AND 17 MINUTES

FULL TIME SWORN LAW ENFORCEMENT EMPLOYEES

Agency	Male	Female	Total
STATE POLICE	37	0	37
GRANT COUNTY SHERIFF'S OFFICE	12	0	12
DRY RIDGE POLICE DEPARTMENT	1	0	1
WILLIAMSTOWN POLICE DEPARTMENT	8	0	8

**Kentucky State Police Troopers may be assigned to multiple counties per post.



County Seat: Williamstown
Population: 24,753
Registered Sex Offenders: 64

**GRANT
COUNTY**

Group A Offenses By Category	State Police		Sheriff		Dry Ridge PD		Williamstown		All Other Agencies		Total	
	Offenses		Offenses		Offenses		Offenses		Offenses		Offenses	
	Reported	Cleared	Reported	Cleared	Reported	Cleared	Reported	Cleared	Reported	Cleared	Reported	Cleared
Arson	0	0	1	1	0	0	0	0	0	0	1	1
Assault Offenses	52	39	40	29	0	0	21	8	0	0	113	76
Bribery	0	0	0	0	0	0	0	0	0	0	0	0
Burglary/Breaking and Entering	54	6	38	10	3	1	30	1	0	0	125	18
Counterfeiting/Forgery	8	4	25	12	4	3	7	0	0	0	44	19
Destruction/Damage/Vandalism Of Property	18	5	25	3	2	1	15	1	0	0	60	10
Drug/Narcotic Offenses	155	143	103	94	1	1	22	2	0	0	281	240
Embezzlement	0	0	0	0	0	0	0	0	0	0	0	0
Extortion/Blackmail	0	0	0	0	0	0	0	0	0	0	0	0
Fraud Offenses	18	1	6	2	2	1	94	0	1	1	121	5
Gambling Offenses	0	0	0	0	0	0	0	0	0	0	0	0
Homicide Offenses	0	0	0	0	0	0	0	0	0	0	0	0
Kidnapping/Abduction	0	0	1	0	0	0	1	1	0	0	2	1
Larceny/Theft Offenses	91	25	75	31	6	4	54	2	0	0	226	62
Motor Vehicle Theft	14	2	6	1	0	0	6	1	0	0	26	4
Pornography/Obscene Material	2	0	0	0	0	0	0	0	0	0	2	0
Prostitution Offenses	0	0	0	0	0	0	0	0	0	0	0	0
Robbery	2	1	0	0	0	0	0	0	0	0	2	1
Sex Offenses, Forcible	26	13	2	0	0	0	1	0	0	0	29	13
Sex Offenses, Nonforcible	1	0	0	0	0	0	0	0	0	0	1	0
Stolen Property Offenses (Receiving, etc.)	5	2	6	4	0	0	3	0	0	0	14	6
Weapon Law Violations	3	3	7	6	0	0	0	0	0	0	10	9
Total	449	244	335	193	18	11	254	16	1	1	1057	465

Graves County

A CRIME IS COMMITTED IN GRAVES COUNTY
EVERY 3 HOURS AND 54 MINUTES

FULL TIME SWORN LAW ENFORCEMENT EMPLOYEES

Agency	Male	Female	Total
STATE POLICE	36	1	37
GRAVES COUNTY SHERIFF'S OFFICE	14	0	14
MAYFIELD POLICE DEPARTMENT	23	1	24

**Kentucky State Police Troopers may be assigned to multiple counties per post.



County Seat: Mayfield
Population: 37,451
Registered Sex Offenders: 76

**GRAVES
COUNTY**

Group A Offenses By Category	State Police		Sheriff		Mayfield		All Other Agencies		Total	
	Offenses		Offenses		Offenses		Offenses		Offenses	
	Reported	Cleared	Reported	Cleared	Reported	Cleared	Reported	Cleared	Reported	Cleared
Arson	0	0	3	0	1	0	0	0	4	0
Assault Offenses	50	41	246	183	199	117	2	2	497	343
Bribery	0	0	0	0	1	0	0	0	1	0
Burglary/Breaking and Entering	23	10	109	25	68	16	0	0	200	51
Counterfeiting/Forgery	9	7	76	49	23	1	0	0	108	57
Destruction/Damage/Vandalism Of Property	16	8	63	15	77	38	0	0	156	61
Drug/Narcotic Offenses	52	42	254	219	249	208	12	7	567	476
Embezzlement	0	0	0	0	0	0	0	0	0	0
Extortion/Blackmail	0	0	0	0	0	0	0	0	0	0
Fraud Offenses	16	10	24	12	6	1	0	0	46	23
Gambling Offenses	0	0	0	0	0	0	0	0	0	0
Homicide Offenses	0	0	1	1	0	0	0	0	1	1
Kidnapping/Abduction	0	0	6	6	2	0	0	0	8	6
Larceny/Theft Offenses	34	12	150	24	199	59	0	0	383	95
Motor Vehicle Theft	4	2	17	8	7	5	0	0	28	15
Pornography/Obscene Material	13	0	3	2	0	0	0	0	16	2
Prostitution Offenses	0	0	0	0	1	1	0	0	1	1
Robbery	0	0	1	0	8	3	0	0	9	3
Sex Offenses, Forcible	17	5	21	13	10	5	0	0	48	23
Sex Offenses, Nonforcible	0	0	26	26	2	1	0	0	28	27
Stolen Property Offenses (Receiving, etc.)	1	1	18	14	16	6	0	0	35	21
Weapon Law Violations	8	7	74	73	22	17	2	2	106	99
Total	243	145	1092	670	891	478	16	11	2242	1304

Grayson County

A CRIME IS COMMITTED IN GRAYSON COUNTY
EVERY 9 HOURS AND 1 MINUTE

FULL TIME SWORN LAW ENFORCEMENT EMPLOYEES

Agency	Male	Female	Total
STATE POLICE	46	1	47
GRAYSON COUNTY SHERIFF'S OFFICE	8	0	8
CLARKSON POLICE DEPARTMENT	1	0	1
LEITCHFIELD POLICE DEPARTMENT	15	0	15

**Kentucky State Police Troopers may be assigned to multiple counties per post.



County Seat: Leitchfield
Population: 25,997
Registered Sex Offenders: 59

**GRAYSON
COUNTY**

Group A Offenses By Category	State Police		Sheriff		Clarkson		Leitchfield		All Other Agencies		Total	
	Offenses		Offenses		Offenses		Offenses		Offenses		Offenses	
	Reported	Cleared	Reported	Cleared	Reported	Cleared	Reported	Cleared	Reported	Cleared	Reported	Cleared
Arson	0	0	2	0	0	0	1	0	0	0	3	0
Assault Offenses	4	3	104	23	0	0	90	35	0	0	198	61
Bribery	1	0	0	0	0	0	0	0	0	0	1	0
Burglary/Breaking and Entering	3	0	60	8	1	0	66	7	0	0	130	15
Counterfeiting/Forgery	0	0	5	0	0	0	12	0	0	0	17	0
Destruction/Damage/Vandalism Of Property	6	5	28	1	1	0	49	9	0	0	84	15
Drug/Narcotic Offenses	21	16	24	20	2	2	37	23	59	25	143	86
Embezzlement	0	0	0	0	0	0	0	0	0	0	0	0
Extortion/Blackmail	0	0	0	0	0	0	0	0	0	0	0	0
Fraud Offenses	2	1	5	0	0	0	4	3	0	0	11	4
Gambling Offenses	0	0	0	0	0	0	0	0	0	0	0	0
Homicide Offenses	1	1	0	0	0	0	0	0	0	0	1	1
Kidnapping/Abduction	2	2	0	0	0	0	1	0	0	0	3	2
Larceny/Theft Offenses	14	2	63	7	3	0	189	63	8	1	277	73
Motor Vehicle Theft	2	1	10	0	1	0	8	0	0	0	21	1
Pornography/Obscene Material	22	20	0	0	0	0	0	0	0	0	22	20
Prostitution Offenses	0	0	0	0	0	0	0	0	0	0	0	0
Robbery	0	0	0	0	0	0	0	0	0	0	0	0
Sex Offenses, Forcible	27	24	7	1	0	0	5	2	0	0	39	27
Sex Offenses, Nonforcible	1	1	1	0	0	0	0	0	0	0	2	1
Stolen Property Offenses (Receiving, etc.)	4	3	4	1	0	0	5	1	1	0	14	5
Weapon Law Violations	0	0	3	3	0	0	2	2	0	0	5	5
Total	110	79	316	64	8	2	469	145	68	26	971	316

Green County

A CRIME IS COMMITTED IN GREEN COUNTY
EVERY 1 DAY AND 18 HOURS

FULL TIME SWORN LAW ENFORCEMENT EMPLOYEES

Agency	Male	Female	Total
STATE POLICE	35	0	35
GREEN COUNTY SHERIFF'S OFFICE	4	0	4
GREENSBURG POLICE DEPARTMENT	6	0	6

**Kentucky State Police Troopers may be assigned to multiple counties per post.



County Seat: Greensburg
Population: 11,180
Registered Sex Offenders: 14

**GREEN
COUNTY**

Group A Offenses By Category	State Police			Sheriff			Greensburg			All Other Agencies			Total	
	Offenses			Offenses			Offenses			Offenses			Offenses	
	Reported	Cleared		Reported	Cleared		Reported	Cleared		Reported	Cleared		Reported	Cleared
Arson	2	0		0	0		0	0		0	0		0	0
Assault Offenses	6	4		8	7		39	25		1	1		54	37
Bribery	1	1		0	0		0	0		0	0		1	1
Burglary/Breaking and Entering	5	2		6	5		6	1		0	0		17	8
Counterfeiting/Forgery	0	0		2	2		6	0		0	0		8	2
Destruction/Damage/Vandalism Of Property	1	1		2	2		7	3		0	0		10	6
Drug/Narcotic Offenses	13	6		8	8		17	14		0	0		38	28
Embezzlement	0	0		0	0		0	0		0	0		0	0
Extortion/Blackmail	0	0		0	0		0	0		0	0		0	0
Fraud Offenses	1	0		0	0		3	2		0	0		4	2
Gambling Offenses	0	0		0	0		0	0		0	0		0	0
Homicide Offenses	1	1		0	0		0	0		0	0		1	1
Kidnapping/Abduction	0	0		0	0		2	2		0	0		2	2
Larceny/Theft Offenses	5	3		2	1		20	9		0	0		27	13
Motor Vehicle Theft	0	0		1	0		1	1		0	0		2	1
Pornography/Obscene Material	5	4		0	0		9	5		0	0		14	9
Prostitution Offenses	0	0		0	0		0	0		0	0		0	0
Robbery	0	0		0	0		0	0		0	0		0	0
Sex Offenses, Forcible	13	6		4	4		2	2		0	0		19	8
Sex Offenses, Nonforcible	2	2		0	0		1	1		0	0		3	3
Stolen Property Offenses (Receiving, etc.)	1	1		0	0		0	0		0	0		1	1
Weapon Law Violations	0	0		0	0		5	4		0	0		5	4
Total	56	31		33	25		118	69		1	1		208	126

Greenup County

A CRIME IS COMMITTED IN GREENUP
COUNTY EVERY 11 HOURS AND 34 MINUTES

FULL TIME SWORN LAW ENFORCEMENT EMPLOYEES

Agency	Male	Female	Total
STATE POLICE	35	0	35
GREENUP COUNTY SHERIFF'S OFFICE	14	1	15
BELLEFONTE POLICE DEPARTMENT	4	0	4
FLATWOODS POLICE DEPARTMENT	11	0	11
GREENUP POLICE DEPARTMENT	4	0	4
RACELAND POLICE DEPARTMENT	6	0	6
SOUTH SHORE POLICE DEPARTMENT	1	0	1
RUSSELL POLICE DEPARTMENT	12	0	12
WORTHINGTON POLICE DEPARTMENT	5	0	5

**Kentucky State Police Troopers may be assigned to multiple counties per post.



County Seat: Greenup
Population: 36,519
Registered Sex Offenders: 45

**GREENUP
COUNTY**

Group A Offenses By Category	State Police		Sheriff		Belleville		Flatwoods		Greenup		South Shore	
	Reported	Cleared	Reported	Cleared	Reported	Cleared	Reported	Cleared	Reported	Cleared	Reported	Cleared
Arson	0	0	0	0	0	0	1	1	0	0	0	0
Assault Offenses	28	22	13	11	0	0	9	8	0	0	0	0
Bribery	0	0	0	0	0	0	0	0	0	0	0	0
Burglary/Breaking and Entering	36	3	15	4	0	0	15	3	1	0	0	0
Counterfeiting/Forgery	16	13	0	0	0	0	4	2	1	1	0	0
Destruction/Damage/Vandalism Of Property	12	3	1	1	0	0	1	1	0	0	0	0
Drug/Narcotic Offenses	26	17	45	41	0	0	15	15	3	3	0	0
Embezzlement	0	0	0	0	0	0	0	0	0	0	0	0
Extortion/Blackmail	0	0	0	0	0	0	0	0	0	0	0	0
Fraud Offenses	13	6	0	0	0	0	6	0	0	0	0	0
Gambling Offenses	0	0	0	0	0	0	0	0	0	0	0	0
Homicide Offenses	0	0	1	1	0	0	0	0	0	0	0	0
Kidnapping/Abduction	0	0	1	1	0	0	0	0	0	0	0	0
Larceny/Theft Offenses	44	23	9	0	0	0	19	4	4	3	3	2
Motor Vehicle Theft	6	2	0	0	0	0	6	0	0	0	0	0
Pornography/Obscene Material	8	0	0	0	0	0	0	0	0	0	0	0
Prostitution Offenses	0	0	0	0	0	0	0	0	0	0	0	0
Robbery	0	0	1	0	0	0	1	1	0	0	0	0
Sex Offenses, Forcible	36	23	1	0	0	0	0	0	0	0	0	0
Sex Offenses, Nonforcible	1	0	0	0	0	0	0	0	0	0	0	0
Stolen Property Offenses (Receiving, etc.)	7	2	1	0	0	0	2	0	0	0	0	0
Weapon Law Violations	1	0	1	1	0	0	2	1	0	0	0	0
Total	234	114	89	60	0	0	81	36	9	7	3	2

**GREENUP
COUNTY**

Group A Offenses By Category	Russell		Worthington		Raceland		All other Agencies		-		Total	
	Offenses		Offenses		Offenses		Offenses		Offenses		Offenses	
	Reported	Cleared	Reported	Cleared	Reported	Cleared	Reported	Cleared	Reported	Cleared	Reported	Cleared
Arson	0	0	0	0	0	0	0	0	0	0	1	1
Assault Offenses	16	9	0	0	27	21	3	3			96	74
Bribery	0	0	0	0	0	0	0	0			0	0
Burglary/Breaking and Entering	7	1	1	0	9	2	0	0			84	13
Counterfeiting/Forgery	25	24	0	0	0	0	0	0			46	40
Destruction/Damage/Vandalism Of Property	3	0	2	1	6	3	2	0			27	9
Drug/Narcotic Offenses	10	9	0	0	11	11	94	19			204	115
Embezzlement	0	0	0	0	0	0	0	0			0	0
Extortion/Blackmail	0	0	0	0	0	0	0	0			0	0
Fraud Offenses	15	0	1	0	5	0	0	0			40	6
Gambling Offenses	0	0	0	0	0	0	0	0			0	0
Homicide Offenses	1	0	0	0	0	0	0	0			2	1
Kidnapping/Abduction	0	0	0	0	0	0	0	0			1	1
Larceny/Theft Offenses	58	15	3	2	24	6	4	0			168	55
Motor Vehicle Theft	0	0	0	0	1	0	0	0			13	2
Pornography/Obscene Material	0	0	0	0	2	2	0	0			10	2
Prostitution Offenses	0	0	0	0	0	0	0	0			0	0
Robbery	2	2	0	0	1	1	0	0			5	4
Sex Offenses, Forcible	2	2	0	0	0	0	0	0			39	25
Sex Offenses, Nonforcible	0	0	0	0	0	0	0	0			1	0
Stolen Property Offenses (Receiving, etc.)	1	0	0	0	3	2	0	0			14	4
Weapon Law Violations	1	1	0	0	1	1	0	0			6	4
Total	141	63	7	3	90	49	103	22	0	0	757	356

Hancock County

A CRIME IS COMMITTED IN HANCOCK COUNTY
EVERY 1 DAY AND 10 HOURS

FULL TIME SWORN LAW ENFORCEMENT EMPLOYEES

Agency	Male	Female	Total
STATE POLICE	32	0	32
HANCOCK COUNTY SHERIFF'S OFFICE	7	0	7
HAWESVILLE POLICE DEPARTMENT	1	0	1
LEWISPORT POLICE DEPARTMENT	2	0	2

**Kentucky State Police Troopers may be assigned to multiple counties per post.



County Seat: Hawesville
Population: 8,687
Registered Sex Offenders: 22

**HANCOCK
COUNTY**

Group A Offenses By Category	State Police		Sheriff		Hawesville		Lewisport		All Other Agencies		Total	
	Offenses		Offenses		Offenses		Offenses		Offenses		Offenses	
	Reported	Cleared	Reported	Cleared	Reported	Cleared	Reported	Cleared	Reported	Cleared	Reported	Cleared
Arson	1	0	0	0	0	0	0	0	0	0	0	1
Assault Offenses	5	5	6	6	22	18	17	17	0	0	0	50
Bribery	0	0	0	0	0	0	0	0	0	0	0	0
Burglary/Breaking and Entering	1	0	4	1	2	1	1	0	0	0	0	8
Counterfeiting/Forgery	4	0	0	0	0	0	0	0	0	0	0	4
Destruction/Damage/Vandalism Of Property	1	0	3	3	1	0	3	1	0	0	0	8
Drug/Narcotic Offenses	23	22	10	10	0	0	11	9	0	0	0	44
Embezzlement	0	0	0	0	0	0	0	0	0	0	0	0
Extortion/Blackmail	0	0	0	0	0	0	0	0	0	0	0	0
Fraud Offenses	1	1	0	0	0	0	0	0	0	0	0	1
Gambling Offenses	0	0	0	0	0	0	0	0	0	0	0	0
Homicide Offenses	0	0	1	1	0	0	0	0	0	0	0	1
Kidnapping/Abduction	0	0	0	0	0	0	0	0	0	0	0	0
Larceny/Theft Offenses	2	1	6	0	7	2	3	1	0	0	0	18
Motor Vehicle Theft	1	0	2	0	0	0	0	0	0	0	0	3
Pornography/Obscene Material	85	85	0	0	0	0	0	0	0	0	0	85
Prostitution Offenses	0	0	0	0	0	0	0	0	0	0	0	0
Robbery	0	0	0	0	0	0	0	0	0	0	0	0
Sex Offenses, Forcible	16	16	0	0	0	0	3	0	0	0	0	19
Sex Offenses, Nonforcible	7	7	0	0	0	0	1	0	0	0	0	8
Stolen Property Offenses (Receiving, etc.)	1	1	0	0	0	0	1	1	0	0	0	2
Weapon Law Violations	1	1	0	0	0	0	2	2	0	0	0	3
Total	149	139	32	21	32	21	42	31	0	0	0	255
												212

Hardin County

A CRIME IS COMMITTED IN HARDIN COUNTY
EVERY 1 HOUR AND 31 MINUTES

FULL TIME SWORN LAW ENFORCEMENT EMPLOYEES

Agency	Male	Female	Total
STATE POLICE	46	1	47
HARDIN COUNTY SHERIFF'S OFFICE	22	4	26
ELIZABETHTOWN POLICE DEPARTMENT	42	4	46
RADCLIFF POLICE DEPARTMENT	38	2	40
VINE GROVE POLICE DEPARTMENT	5	1	6
WEST POINT POLICE DEPARTMENT	4	0	4
GREATER HARDIN COUNTY TASK FORCE	12	1	0

**Kentucky State Police Troopers may be assigned to multiple counties per post.

**Greater Hardin County Narcotics Task Force covers multiple counties



County Seat: Elizabethtown
Population: 108,191
Registered Sex Offenders: 175

**HARDIN
COUNTY**

Group A Offenses By Category	State Police		Sheriff		Elizabethtown		Radcliff		Vine Grove	
	Offenses		Offenses		Offenses		Offenses		Offenses	
	Reported	Cleared	Reported	Cleared	Reported	Cleared	Reported	Cleared	Reported	Cleared
Arson	0	0	1	0	3	0	3	0	1	0
Assault Offenses	137	130	37	17	451	52	309	215	35	20
Bribery	0	0	0	0	1	0	0	0	0	0
Burglary/Breaking and Entering	80	5	42	5	183	2	152	19	18	2
Counterfeiting/Forgery	15	10	0	0	70	0	30	6	2	0
Destruction/Damage/Vandalism Of Property	34	15	49	3	245	4	63	12	9	1
Drug/Narcotic Offenses	100	74	64	43	279	24	373	304	37	17
Embezzlement	0	0	0	0	0	0	0	0	0	0
Extortion/Blackmail	0	0	0	0	0	0	0	0	0	0
Fraud Offenses	10	3	24	1	134	1	76	16	7	2
Gambling Offenses	0	0	0	0	0	0	0	0	0	0
Homicide Offenses	2	2	1	0	1	0	4	1	0	0
Kidnapping/Abduction	5	5	0	0	8	2	7	4	1	1
Larceny/Theft Offenses	103	17	103	4	976	48	519	132	63	14
Motor Vehicle Theft	16	9	5	1	28	1	22	9	1	1
Pornography/Obscene Material	5	3	0	0	5	0	2	0	0	0
Prostitution Offenses	1	1	0	0	0	0	2	0	0	0
Robbery	4	2	0	0	10	0	12	3	0	0
Sex Offenses, Forcible	44	29	5	2	26	0	35	8	10	7
Sex Offenses, Nonforcible	6	5	0	0	4	0	3	1	1	1
Stolen Property Offenses (Receiving, etc.)	14	8	4	0	62	15	15	10	0	0
Weapon Law Violations	35	20	3	2	26	3	33	30	2	1
Total	611	338	338	78	2512	152	1660	770	187	67

**HARDIN
COUNTY**

Group A Offenses By Category	West Point		Greater Hardin TF		All Other Agencies		-		Total	
	Offenses		Offenses		Offenses		Offenses		Offenses	
	Reported	Cleared	Reported	Cleared	Reported	Cleared	Reported	Cleared	Reported	Cleared
Arson	0	0	0	0	0	0	0	0	8	0
Assault Offenses	33	25	1	1	1	1	1	1	1004	461
Bribery	0	0	0	0	0	0	0	0	1	0
Burglary/Breaking and Entering	5	1	0	0	0	0	0	0	480	34
Counterfeiting/Forgery	0	0	2	0	0	0	0	0	119	16
Destruction/Damage/Vandalism Of Property	9	4	0	0	0	0	0	0	409	39
Drug/Narcotic Offenses	41	40	279	138	13	13	13	13	1186	653
Embezzlement	0	0	0	0	0	0	0	0	0	0
Extortion/Blackmail	0	0	0	0	0	0	0	0	0	0
Fraud Offenses	8	5	0	0	1	0	0	0	260	28
Gambling Offenses	0	0	0	0	0	0	0	0	0	0
Homicide Offenses	0	0	0	0	0	0	0	0	8	3
Kidnapping/Abduction	3	3	0	0	0	0	0	0	24	15
Larceny/Theft Offenses	34	15	0	0	3	2	2	2	1801	232
Motor Vehicle Theft	2	1	0	0	2	1	1	1	76	23
Pornography/Obscene Material	0	0	0	0	0	0	0	0	12	3
Prostitution Offenses	0	0	0	0	0	0	0	0	3	1
Robbery	0	0	0	0	0	0	0	0	26	5
Sex Offenses, Forcible	1	0	0	0	0	0	0	0	121	46
Sex Offenses, Nonforcible	0	0	0	0	0	0	0	0	14	7
Stolen Property Offenses (Receiving, etc.)	2	2	1	1	2	1	1	1	100	37
Weapon Law Violations	1	1	4	3	2	2	2	2	106	62
Total	139	97	287	143	24	20	20	0	5758	1665

Harlan County

A CRIME IS COMMITTED IN HARLAN COUNTY
EVERY 6 HOURS AND 18 MINUTES

FULL TIME SWORN LAW ENFORCEMENT EMPLOYEES

Agency	Male	Female	Total
STATE POLICE	39	1	40
HARLAN COUNTY SHERIFF'S OFFICE	17	4	21
BENHAM POLICE DEPARTMENT	2	0	2
CUMBERLAND POLICE DEPARTMENT	7	0	7
EVARTS POLICE DEPARTMENT	4	0	4
HARLAN POLICE DEPARTMENT	11	0	11
LOYALL POLICE DEPARTMENT	2	0	2

**Kentucky State Police Troopers may be assigned to multiple counties per post.



County Seat: Harlan
Population: 28,499
Registered Sex Offenders: 43

**HARLAN
COUNTY**

Group A Offenses By Category	State Police		Sheriff		Benham		Cumberland		Evarts	
	Offenses		Offenses		Offenses		Offenses		Offenses	
	Reported	Cleared	Reported	Cleared	Reported	Cleared	Reported	Cleared	Reported	Cleared
Arson	2	1	0	0	0	0	0	0	0	0
Assault Offenses	131	104	22	12	0	0	22	3	3	0
Bribery	1	1	0	0	0	0	0	0	0	0
Burglary/Breaking and Entering	90	12	10	0	0	0	3	2	4	2
Counterfeiting/Forgery	35	4	6	4	0	0	0	0	1	1
Destruction/Damage/Vandalism Of Property	34	10	4	1	0	0	9	0	3	0
Drug/Narcotic Offenses	95	66	127	29	1	0	16	8	15	3
Embezzlement	0	0	0	0	0	0	0	0	0	0
Extortion/Blackmail	0	0	0	0	0	0	0	0	0	0
Fraud Offenses	13	1	15	1	0	0	2	0	1	1
Gambling Offenses	0	0	0	0	0	0	0	0	0	0
Homicide Offenses	5	5	1	1	0	0	1	0	0	0
Kidnapping/Abduction	2	2	0	0	0	0	0	0	0	0
Larceny/Theft Offenses	104	15	28	2	6	1	21	2	50	3
Motor Vehicle Theft	16	5	2	1	0	0	1	0	0	0
Pornography/Obscene Material	2	1	1	0	0	0	1	1	0	0
Prostitution Offenses	0	0	0	0	0	0	0	0	0	0
Robbery	10	3	0	0	0	0	2	2	0	0
Sex Offenses, Forcible	30	9	7	6	0	0	1	1	0	0
Sex Offenses, Nonforcible	4	2	1	1	0	0	0	0	0	0
Stolen Property Offenses (Receiving, etc.)	8	4	7	3	0	0	3	3	0	0
Weapon Law Violations	6	6	2	1	0	0	1	0	0	0
Total	588	251	233	62	7	1	83	22	77	10

**HARLAN
COUNTY**

Group A Offenses By Category	Harlan		Loyall		All Other Agencies		-		Total	
	Offenses		Offenses		Offenses		Offenses		Offenses	
	Reported	Cleared	Reported	Cleared	Reported	Cleared	Reported	Cleared	Reported	Cleared
Arson	0	0	0	0	0	0			2	1
Assault Offenses	21	18	7	7	0	0			206	144
Bribery	0	0	0	0	0	0			1	1
Burglary/Breaking and Entering	22	16	14	12	0	0			143	44
Counterfeiting/Forgery	14	1	0	0	0	0			56	10
Destruction/Damage/Vandalism Of Property	6	1	13	12	0	0			69	24
Drug/Narcotic Offenses	35	21	32	17	121	0			442	144
Embezzlement	0	0	0	0	0	0			0	0
Extortion/Blackmail	0	0	0	0	0	0			0	0
Fraud Offenses	8	1	1	1	0	0			40	5
Gambling Offenses	0	0	0	0	0	0			0	0
Homicide Offenses	0	0	0	0	0	0			7	6
Kidnapping/Abduction	0	0	0	0	0	0			2	2
Larceny/Theft Offenses	78	48	15	15	0	0			302	86
Motor Vehicle Theft	3	1	0	0	0	0			22	7
Pornography/Obscene Material	0	0	0	0	0	0			4	2
Prostitution Offenses	0	0	0	0	0	0			0	0
Robbery	7	3	0	0	0	0			19	8
Sex Offenses, Forcible	2	2	0	0	0	0			40	18
Sex Offenses, Nonforcible	0	0	0	0	0	0			5	3
Stolen Property Offenses (Receiving, etc.)	0	0	0	0	0	0			18	10
Weapon Law Violations	1	0	0	0	0	0			10	7
Total	197	112	82	64	121	0	0	0	1388	522

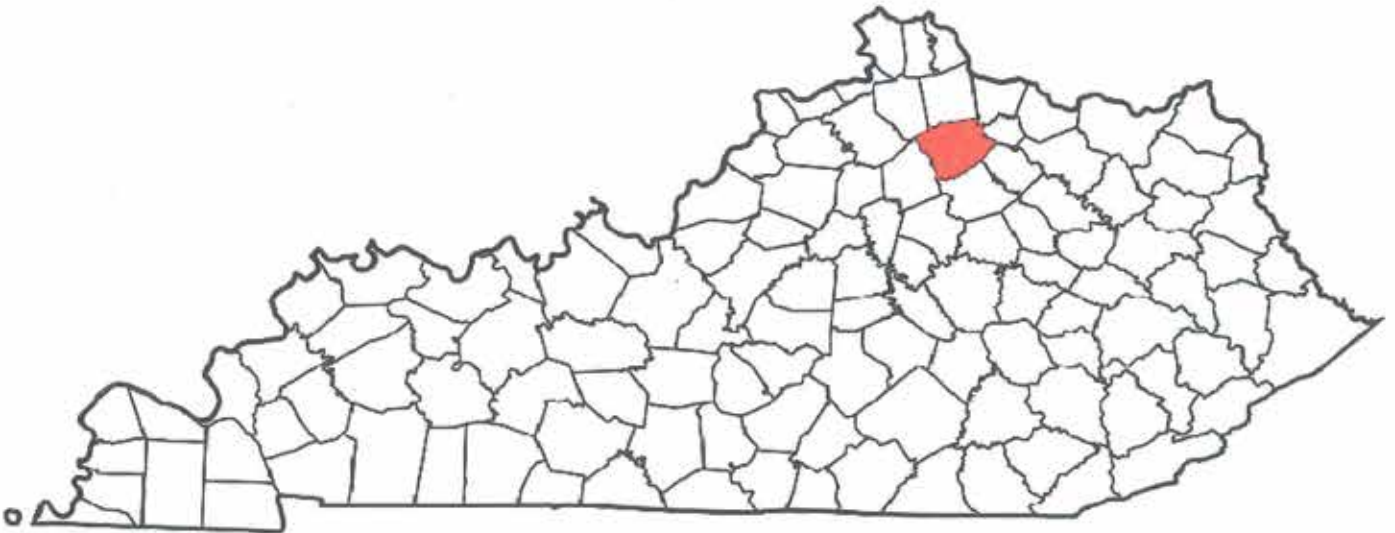
Harrison County

A CRIME IS COMMITTED IN HARRISON COUNTY
EVERY 5 HOURS AND 56 MINUTES

FULL TIME SWORN LAW ENFORCEMENT EMPLOYEES

Agency	Male	Female	Total
STATE POLICE	37	0	37
HARRISON COUNTY SHERIFF'S OFFICE	10	0	10
CYNTHIANA POLICE DEPARTMENT	13	1	14

**Kentucky State Police Troopers may be assigned to multiple counties per post.



County Seat: Cynthiana
Population: 18,518
Registered Sex Offenders: 21

**HARRISON
COUNTY**

Group A Offenses By Category	State Police			Sheriff			Cynthiana			All Other Agencies			Total	
	Offenses			Offenses			Offenses			Offenses			Offenses	
	Reported	Cleared		Reported	Cleared		Reported	Cleared		Reported	Cleared		Reported	Cleared
Arson	5	0	0	0	0	0	0	0	0	0	0	0	5	0
Assault Offenses	4	3	36	8	8	120	45	45	0	0	160	56	160	56
Bribery	0	0	0	0	0	1	1	1	0	0	1	1	1	1
Burglary/Breaking and Entering	10	0	92	6	6	60	9	9	0	0	162	15	162	15
Counterfeiting/Forgery	1	0	44	1	1	43	7	7	0	0	88	8	88	8
Destruction/Damage/Vandalism Of Property	0	0	26	1	1	95	13	13	0	0	121	14	121	14
Drug/Narcotic Offenses	60	31	3	0	0	254	175	175	0	0	317	206	317	206
Embezzlement	0	0	0	0	0	0	0	0	0	0	0	0	0	0
Extortion/Blackmail	0	0	0	0	0	0	0	0	0	0	0	0	0	0
Fraud Offenses	2	0	28	4	4	39	1	1	1	1	70	5	70	5
Gambling Offenses	0	0	0	0	0	0	0	0	0	0	0	0	0	0
Homicide Offenses	0	0	0	0	0	0	0	0	0	0	0	0	0	0
Kidnapping/Abduction	0	0	1	1	1	5	4	4	0	0	6	5	6	5
Larceny/Theft Offenses	7	3	125	17	17	320	74	74	0	0	452	94	452	94
Motor Vehicle Theft	0	0	5	0	0	10	2	2	0	0	15	2	15	2
Pornography/Obscene Material	1	1	0	0	0	0	0	0	0	0	1	1	1	1
Prostitution Offenses	0	0	0	0	0	0	0	0	0	0	0	0	0	0
Robbery	1	0	0	0	0	5	2	2	0	0	6	2	6	2
Sex Offenses, Forcible	13	2	3	3	3	5	3	3	0	0	21	8	21	8
Sex Offenses, Nonforcible	1	0	2	2	2	2	1	1	0	0	5	3	5	3
Stolen Property Offenses (Receiving, etc.)	3	1	13	5	5	12	7	7	0	0	28	13	28	13
Weapon Law Violations	2	2	6	6	6	7	4	4	0	0	15	12	15	12
Total	110	43	384	54	54	978	348	348	1	0	1473	445	1473	445

Hart County

A CRIME IS COMMITTED IN HART COUNTY
EVERY 17 HOURS AND 52 MINUTES

FULL TIME SWORN LAW ENFORCEMENT EMPLOYEES

Agency	Male	Female	Total
STATE POLICE	45	1	46
HART COUNTY SHERIFF'S OFFICE	8	1	9
HORSE CAVE POLICE DEPARTMENT	7	0	7
MUNFORDVILLE POLICE DEPARTMENT	6	0	6

**Kentucky State Police Troopers may be assigned to multiple counties per post.



County Seat: Munfordville
Population: 18,573
Registered Sex Offenders: 33

HART COUNTY

Group A Offenses By Category	State Police			Sheriff			Horse Cave			Munfordville			All Other Agencies			Total		
	Offenses			Offenses			Offenses			Offenses			Offenses			Offenses		
	Reported	Cleared		Reported	Cleared		Reported	Cleared		Reported	Cleared		Reported	Cleared		Reported	Cleared	
Arson	1	0		0	0		0	0		0	0		0	0		0	0	
Assault Offenses	98	92		15	6		0	0		3	1		0	0		116	99	
Bribery	0	0		0	0		0	0		0	0		0	0		0	0	
Burglary/Breaking and Entering	19	5		4	0		0	0		4	0		0	0		27	5	
Counterfeiting/Forgery	6	5		31	22		0	0		13	1		0	0		50	28	
Destruction/Damage/Vandalism Of Property	14	6		3	2		0	0		4	0		0	0		21	8	
Drug/Narcotic Offenses	69	61		8	8		0	0		7	5		11	0		95	74	
Embezzlement	0	0		0	0		0	0		0	0		0	0		0	0	
Extortion/Blackmail	0	0		0	0		0	0		0	0		0	0		0	0	
Fraud Offenses	4	4		4	0		0	0		3	0		0	0		11	4	
Gambling Offenses	0	0		0	0		0	0		0	0		0	0		0	0	
Homicide Offenses	1	1		2	1		0	0		0	0		0	0		3	2	
Kidnapping/Abduction	5	5		0	0		0	0		0	0		0	0		5	5	
Larceny/Theft Offenses	19	8		16	3		0	0		21	8		0	0		56	19	
Motor Vehicle Theft	4	0		3	0		0	0		0	0		0	0		7	0	
Pornography/Obscene Material	14	10		0	0		0	0		0	0		0	0		14	10	
Prostitution Offenses	0	0		0	0		0	0		0	0		0	0		0	0	
Robbery	1	0		0	0		0	0		1	1		0	0		2	1	
Sex Offenses, Forcible	55	43		1	0		0	0		3	0		0	0		59	43	
Sex Offenses, Nonforcible	4	4		0	0		0	0		0	0		0	0		4	4	
Stolen Property Offenses (Receiving, etc.)	7	5		6	2		0	0		1	1		0	0		14	8	
Weapon Law Violations	4	4		1	1		0	0		0	0		0	0		5	5	
Total	325	253		94	45		0	0		60	17		11	0		490	315	

Henderson County

A CRIME IS COMMITTED IN HENDERSON COUNTY
EVERY 2 HOURS

FULL TIME SWORN LAW ENFORCEMENT EMPLOYEES

Agency	Male	Female	Total
STATE POLICE	32	0	32
HENDERSON COUNTY SHERIFF'S OFFICE	18	2	20
HENDERSON POLICE DEPARTMENT	50	5	55

**Kentucky State Police Troopers may be assigned to multiple counties per post.



County Seat: Henderson
Population: 46,347
Registered Sex Offenders: 85

HENDERSON COUNTY

Group A Offenses By Category	State Police		Sheriff		Henderson		All Other Agencies		Total	
	Offenses		Offenses		Offenses		Offenses		Offenses	
	Reported	Cleared	Reported	Cleared	Reported	Cleared	Reported	Cleared	Reported	Cleared
Arson	0	0	0	0	1	0	0	0	1	0
Assault Offenses	26	24	88	61	608	396	0	0	722	481
Bribery	0	0	0	0	1	0	0	0	1	0
Burglary/Breaking and Entering	5	2	71	25	151	49	0	0	227	76
Counterfeiting/Forgery	1	0	44	26	53	15	0	0	98	41
Destruction/Damage/Vandalism Of Property	7	3	45	21	365	92	0	0	417	116
Drug/Narcotic Offenses	35	24	45	39	334	253	1	1	415	317
Embezzlement	0	0	0	0	0	0	0	0	0	0
Extortion/Blackmail	0	0	0	0	0	0	0	0	0	0
Fraud Offenses	5	2	12	4	52	15	2	0	71	21
Gambling Offenses	0	0	0	0	0	0	0	0	0	0
Homicide Offenses	0	0	1	1	0	0	0	0	1	1
Kidnapping/Abduction	0	0	3	3	19	9	0	0	22	12
Larceny/Theft Offenses	15	6	130	59	933	307	2	1	1080	373
Motor Vehicle Theft	2	1	5	2	60	23	1	1	68	27
Pornography/Obscene Material	1069	1069	0	0	17	13	0	0	1086	1082
Prostitution Offenses	0	0	0	0	0	0	0	0	0	0
Robbery	0	0	2	2	30	14	0	0	32	16
Sex Offenses, Forcible	5	4	5	4	25	14	0	0	35	22
Sex Offenses, Nonforcible	2	2	1	0	3	2	0	0	6	4
Stolen Property Offenses (Receiving, etc.)	4	2	8	7	37	15	0	0	49	24
Weapon Law Violations	1	1	4	4	29	21	0	0	34	26
Total	1177	1140	464	258	2718	1238	6	3	4365	2639

Henry County

A CRIME IS COMMITTED IN HENRY COUNTY
EVERY 22 HOURS AND 3 MINUTES

FULL TIME SWORN LAW ENFORCEMENT EMPLOYEES

Agency	Male	Female	Total
STATE POLICE	31	0	31
HENRY COUNTY SHERIFF'S OFFICE	7	0	7
EMINENCE POLICE DEPARTMENT	6	0	6

**Kentucky State Police Troopers may be assigned to multiple counties per post.



County Seat: New Castle
Population: 15,445
Registered Sex Offenders: 37

HENRY COUNTY

Group A Offenses By Category	State Police		Sheriff		Eminence		All Other Agencies		Total	
	Offenses		Offenses		Offenses		Offenses		Offenses	
	Reported	Cleared	Reported	Cleared	Reported	Cleared	Reported	Cleared	Reported	Cleared
Arson	0	0	0	0	0	0	0	0	0	0
Assault Offenses	57	54	5	2	23	17	0	0	85	73
Bribery	0	0	0	0	0	0	0	0	0	0
Burglary/Breaking and Entering	21	8	5	2	8	2	0	0	34	12
Counterfeiting/Forgery	2	2	0	0	12	11	0	0	14	13
Destruction/Damage/Vandalism Of Property	23	13	4	1	9	1	0	0	36	15
Drug/Narcotic Offenses	70	68	15	13	6	0	0	0	91	81
Embezzlement	0	0	0	0	0	0	0	0	0	0
Extortion/Blackmail	0	0	0	0	0	0	0	0	0	0
Fraud Offenses	6	3	0	0	0	0	1	0	7	3
Gambling Offenses	0	0	0	0	0	0	0	0	0	0
Homicide Offenses	1	1	0	0	0	0	0	0	1	1
Kidnapping/Abduction	1	1	0	0	0	0	0	0	1	1
Larceny/Theft Offenses	28	8	2	0	35	19	0	0	65	27
Motor Vehicle Theft	3	0	0	0	1	1	0	0	4	1
Pornography/Obscene Material	9	3	0	0	2	2	0	0	11	5
Prostitution Offenses	0	0	0	0	0	0	0	0	0	0
Robbery	1	1	2	2	0	0	0	0	3	3
Sex Offenses, Forcible	22	18	0	0	2	2	0	0	24	20
Sex Offenses, Nonforcible	1	1	0	0	0	0	0	0	1	1
Stolen Property Offenses (Receiving, etc.)	9	2	3	0	2	0	0	0	14	2
Weapon Law Violations	2	2	0	0	4	0	0	0	6	2
Total	256	185	36	20	104	55	1	0	397	260

Hickman County

A CRIME IS COMMITTED IN HICKMAN COUNTY
EVERY 3 DAYS AND 16 HOURS

FULL TIME SWORN LAW ENFORCEMENT EMPLOYEES

Agency	Male	Female	Total
STATE POLICE	36	1	37
HICKMAN COUNTY SHERIFF'S OFFICE	2	1	3
CLINTON POLICE DEPARTMENT	4	0	4

**Kentucky State Police Troopers may be assigned to multiple counties per post.



County Seat: Clinton
Population: 4,745
Registered Sex Offenders: 11

**HICKMAN
COUNTY**

Group A Offenses By Category	State Police		Sheriff		Clinton		All Other Agencies		Total	
	Offenses		Offenses		Offenses		Offenses		Offenses	
	Reported	Cleared	Reported	Cleared	Reported	Cleared	Reported	Cleared	Reported	Cleared
Arson	1	0	0	0	0	0	0	0	1	0
Assault Offenses	1	1	6	1	0	0	0	0	7	2
Bribery	0	0	0	0	0	0	0	0	0	0
Burglary/Breaking and Entering	0	0	7	1	4	2	0	0	11	3
Counterfeiting/Forgery	0	0	14	6	12	12	0	0	26	18
Destruction/Damage/Vandalism Of Property	1	1	5	0	4	0	0	0	10	1
Drug/Narcotic Offenses	17	17	4	4	11	6	0	0	32	27
Embezzlement	0	0	0	0	0	0	0	0	0	0
Extortion/Blackmail	0	0	0	0	0	0	0	0	0	0
Fraud Offenses	1	0	1	1	0	0	0	0	2	1
Gambling Offenses	0	0	0	0	0	0	0	0	0	0
Homicide Offenses	0	0	0	0	0	0	0	0	0	0
Kidnapping/Abduction	0	0	0	0	0	0	0	0	0	0
Larceny/Theft Offenses	0	0	5	1	4	2	0	0	9	3
Motor Vehicle Theft	1	1	2	0	1	0	0	0	4	1
Pornography/Obscene Material	0	0	0	0	0	0	0	0	0	0
Prostitution Offenses	0	0	0	0	0	0	0	0	0	0
Robbery	0	0	0	0	0	0	0	0	0	0
Sex Offenses, Forcible	3	3	0	0	0	0	0	0	3	3
Sex Offenses, Nonforcible	1	1	0	0	1	1	0	0	2	2
Stolen Property Offenses (Receiving, etc.)	0	0	2	2	0	0	0	0	2	2
Weapon Law Violations	1	0	0	0	4	4	0	0	5	4
Total	27	24	46	16	41	27	0	0	114	67

Hopkins County

A CRIME IS COMMITTED IN HOPKINS COUNTY
EVERY 3 HOURS AND 18 MINUTES

FULL TIME SWORN LAW ENFORCEMENT EMPLOYEES

Agency	Male	Female	Total
STATE POLICE	41	0	41
HOPKINS COUNTY SHERIFF'S OFFICE	16	1	17
DAWSON SPRINGS POLICE DEPARTMENT	4	0	4
EARLINGTON POLICE DEPARTMENT	1	0	1
MADISONVILLE POLICE DEPARTMENT	42	2	44
MORTON'S GAP POLICE DEPARTMENT	1	0	1
NORTONVILLE POLICE DEPARTMENT	1	0	1

**Kentucky State Police Troopers may be assigned to multiple counties per post.



County Seat: Madisonville
Population: 46,634
Registered Sex Offenders: 96

**HOPKINS
COUNTY**

Group A Offenses By Category	State Police		Sheriff		Dawson Springs		Earlington		Madisonville	
	Offenses		Offenses		Offenses		Offenses		Offenses	
	Reported	Cleared	Reported	Cleared	Reported	Cleared	Reported	Cleared	Reported	Cleared
Arson	8	2	0	0	1	1	0	0	2	0
Assault Offenses	64	62	106	81	45	45	3	0	240	222
Bribery	0	0	0	0	0	0	0	0	0	0
Burglary/Breaking and Entering	22	1	96	14	8	4	0	0	81	14
Counterfeiting/Forgery	8	8	16	9	5	5	0	0	87	66
Destruction/Damage/Vandalism Of Property	14	7	30	9	5	3	0	0	58	19
Drug/Narcotic Offenses	132	112	117	103	13	13	0	0	501	428
Embezzlement	0	0	0	0	0	0	0	0	0	0
Extortion/Blackmail	0	0	0	0	0	0	0	0	0	0
Fraud Offenses	6	2	23	14	0	0	0	0	49	19
Gambling Offenses	0	0	0	0	0	0	0	0	0	0
Homicide Offenses	0	0	3	2	0	0	0	0	1	1
Kidnapping/Abduction	3	3	4	3	1	1	0	0	8	7
Larceny/Theft Offenses	39	9	81	16	105	96	0	0	365	216
Motor Vehicle Theft	4	1	21	8	1	0	0	0	17	11
Pornography/Obscene Material	0	0	0	0	0	0	0	0	5	5
Prostitution Offenses	2	2	0	0	0	0	0	0	0	0
Robbery	0	0	5	1	0	0	0	0	11	7
Sex Offenses, Forcible	6	4	14	7	1	0	0	0	24	14
Sex Offenses, Nonforcible	0	0	1	0	0	0	0	0	1	1
Stolen Property Offenses (Receiving, etc.)	8	5	9	3	1	1	0	0	24	22
Weapon Law Violations	8	8	19	19	2	2	0	0	33	32
Total	324	226	545	289	188	171	3	0	1507	1084

**HOPKINS
COUNTY**

Group A Offenses By Category	Morton's Gap		Nortonville		All Other Agencies		Total	
	Offenses		Offenses		Offenses		Offenses	
	Reported	Cleared	Reported	Cleared	Reported	Cleared	Reported	Cleared
Arson	0	0	0	0	0	0	11	3
Assault Offenses	1	1	0	0	0	0	459	411
Bribery	0	0	0	0	0	0	0	0
Burglary/Breaking and Entering	1	0	0	0	0	0	208	33
Counterfeiting/Forgery	1	0	0	0	1	1	118	89
Destruction/Damage/Vandalism Of Property	0	0	0	0	0	0	107	38
Drug/Narcotic Offenses	3	3	0	0	66	1	832	660
Embezzlement	0	0	0	0	0	0	0	0
Extortion/Blackmail	0	0	0	0	0	0	0	0
Fraud Offenses	0	0	0	0	1	0	79	35
Gambling Offenses	0	0	0	0	0	0	0	0
Homicide Offenses	0	0	0	0	0	0	4	3
Kidnapping/Abduction	0	0	0	0	0	0	16	14
Larceny/Theft Offenses	0	0	0	0	1	0	591	337
Motor Vehicle Theft	0	0	0	0	0	0	43	20
Pornography/Obscene Material	0	0	0	0	0	0	5	5
Prostitution Offenses	0	0	0	0	0	0	2	2
Robbery	0	0	0	0	0	0	16	8
Sex Offenses, Forcible	0	0	0	0	0	0	45	25
Sex Offenses, Nonforcible	0	0	0	0	0	0	2	1
Stolen Property Offenses (Receiving, etc.)	0	0	0	0	0	0	42	31
Weapon Law Violations	0	0	0	0	0	0	62	61
Total	6	4	0	0	69	2	2642	1776

Jackson County

A CRIME IS COMMITTED IN JACKSON COUNTY
EVERY 1 DAY AND 5 HOURS

FULL TIME SWORN LAW ENFORCEMENT EMPLOYEES

Agency	Male	Female	Total
STATE POLICE	43	1	44
JACKSON COUNTY SHERIFF'S OFFICE	3	0	3
MCKEE POLICE DEPARTMENT	3	0	3
JACKSON COUNTY POLICE DEPARTMENT	4	0	4

**Kentucky State Police Troopers may be assigned to multiple counties per post.



County Seat: McKee
Population: 13,427
Registered Sex Offenders: 29

JACKSON COUNTY

Group A Offenses By Category	State Police		Sheriff		McKee		Jackson Co. PD		All Other Agencies		Total	
	Offenses		Offenses		Offenses		Offenses		Offenses		Offenses	
	Reported	Cleared	Reported	Cleared	Reported	Cleared	Reported	Cleared	Reported	Cleared	Reported	Cleared
Arson	3	0	0	0	0	0	2	1	0	0	5	1
Assault Offenses	27	25	0	0	8	8	5	4	0	0	40	37
Bribery	0	0	0	0	0	0	0	0	0	0	0	0
Burglary/Breaking and Entering	25	6	0	0	1	0	47	5	0	0	73	11
Counterfeiting/Forgery	3	2	0	0	0	0	1	0	0	0	4	2
Destruction/Damage/Vandalism Of Property	6	3	0	0	2	1	6	1	0	0	14	5
Drug/Narcotic Offenses	36	23	0	0	0	0	27	19	2	2	65	44
Embezzlement	0	0	0	0	0	0	0	0	0	0	0	0
Extortion/Blackmail	0	0	0	0	0	0	0	0	0	0	0	0
Fraud Offenses	1	1	0	0	0	0	0	0	0	0	1	1
Gambling Offenses	0	0	0	0	0	0	0	0	0	0	0	0
Homicide Offenses	1	1	0	0	0	0	0	0	0	0	1	1
Kidnapping/Abduction	1	1	0	0	0	0	0	0	0	0	1	1
Larceny/Theft Offenses	33	9	0	0	2	0	30	4	0	0	65	13
Motor Vehicle Theft	7	0	0	0	0	0	5	0	0	0	12	0
Pornography/Obscene Material	0	0	0	0	0	0	0	0	0	0	0	0
Prostitution Offenses	0	0	0	0	0	0	0	0	0	0	0	0
Robbery	0	0	0	0	0	0	0	0	0	0	0	0
Sex Offenses, Forcible	8	4	0	0	0	0	0	0	0	0	8	4
Sex Offenses, Nonforcible	0	0	0	0	0	0	0	0	0	0	0	0
Stolen Property Offenses (Receiving, etc.)	4	3	0	0	0	0	3	2	0	0	7	5
Weapon Law Violations	0	0	0	0	0	0	2	2	0	0	2	2
Total	155	78	0	0	13	9	128	38	2	2	298	127

Jefferson County

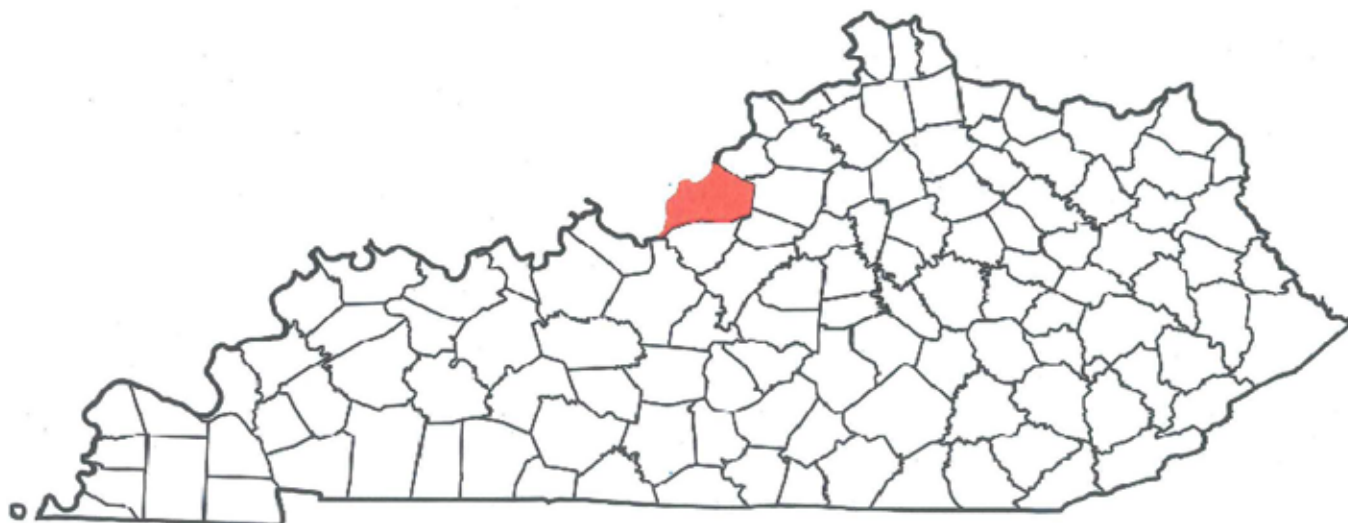
**A CRIME IS COMMITTED IN JEFFERSON COUNTY
EVERY 1 HOUR AND 25 MINUTES**

FULL TIME SWORN LAW ENFORCEMENT EMPLOYEES

Agency	Male	Female	Total
STATE POLICE	46	1	47
JEFFERSON COUNTY SHERIFF'S OFFICE	184	20	204
**LOUISVILLE METRO POLICE DEPARTMENT	1037	163	1200
ST. MATTHEWS POLICE DEPARTMENT	31	1	32
SHIVLEY POLICE DEPARTMENT	27	0	27
ANCHORAGE POLICE DEPARTMENT	9	0	9
JEFFERSTOWN POLICE DEPARTMENT	44	6	50
UNIV. OF LOUISVILLE SECUR.	35	3	38
FAIRGROUND SECURITY	0	0	0
INDIAN HILLS POLICE DEPARTMENT	7	0	7
AUDUBON PARK POLICE DEPARTMENT	3	1	4
LYNNVIEW POLICE DEPARTMENT	3	0	3
HERITAGE CREEK POLICE DEPARTMENT	0	0	0
PROSPECT POLICE DEPARTMENT	6	2	8
JEFFERSON CO. SCHOOL SECUR.	18	2	20
REGIONAL AIRPORT AUTH.	36	1	37
MEADOWVALE POLICE DEPARTMENT	0	1	1
HURSTBOURNE ACRES POLICE DEPT.	1	0	1
STRATHMOOR VILLAGE POLICE DEPT.	5	0	5
NORTHFIELD POLICE DEPARTMENT	0	0	0
GRAYMOOR/DEVONDALE P.D.	1	0	1
WEST BUECHEL	8	0	8

** LMPD is a summary agency. Numbers for this agency are not included here. Data for LMPD can be found in the Summary section.

**Kentucky State Police Troopers may be assigned to multiple counties per post.



County Seat: Louisville
Population: 756,832
Registered Sex Offenders: 1220

**JEFFERSON
COUNTY**

Group A Offenses By Category	State Police			Sheriff			Louisville Metro			St. Matthews			Shively			Anchorage		
	Reported	Cleared	Offenses	Reported	Cleared	Offenses	Reported	Cleared	Offenses	Reported	Cleared	Offenses	Reported	Cleared	Offenses	Reported	Cleared	Offenses
Arson	0	0	0	0	0	-	-	-	0	0	0	0	0	0	0	0	0	0
Assault Offenses	4	4	0	0	0	-	-	-	133	78	61	221	61	0	0	0	0	0
Bribery	0	0	0	0	0	-	-	-	1	0	0	0	0	0	0	0	0	0
Burglary/Breaking and Entering	0	0	0	0	0	-	-	-	135	22	18	182	18	11	7	7	7	7
Counterfeiting/Forgery	1	0	0	0	0	-	-	-	32	20	4	69	4	2	1	1	1	1
Destruction/Damage/Mandalism Of Property	2	2	0	0	0	-	-	-	85	11	23	246	23	7	0	0	0	0
Drug/Narcotic Offenses	72	37	0	0	0	-	-	-	112	108	36	42	36	18	18	18	18	18
Embezzlement	0	0	0	0	0	-	-	-	0	0	0	0	0	0	0	0	0	0
Extortion/Blackmail	0	0	0	0	0	-	-	-	1	0	0	0	0	0	0	0	0	0
Fraud Offenses	2	1	0	0	0	-	-	-	63	5	1	54	1	8	2	2	2	2
Gambling Offenses	0	0	0	0	0	-	-	-	0	0	0	0	0	0	0	0	0	0
Homicide Offenses	0	0	0	0	0	-	-	-	1	0	2	3	2	0	0	0	0	0
Kidnapping/Abduction	0	0	0	0	0	-	-	-	4	4	6	10	6	0	0	0	0	0
Larceny/Theft Offenses	6	2	0	0	0	-	-	-	599	135	28	458	28	34	1	1	1	1
Motor Vehicle Theft	1	1	0	0	0	-	-	-	14	1	4	84	4	3	2	2	2	2
Pornography/Obscene Material	6	4	0	0	0	-	-	-	0	0	0	0	0	1	0	0	0	0
Prostitution Offenses	0	0	0	0	0	-	-	-	0	0	0	0	0	0	0	0	0	0
Robbery	1	0	0	0	0	-	-	-	25	15	11	70	11	0	0	0	0	0
Sex Offenses, Forcible	0	0	0	0	0	-	-	-	9	3	207	215	207	1	1	1	1	1
Sex Offenses, Nonforcible	0	0	0	0	0	-	-	-	1	0	0	0	0	0	0	0	0	0
Stolen Property Offenses (Receiving, etc.)	4	2	0	0	0	-	-	-	20	17	7	25	7	0	0	0	0	0
Weapon Law Violations	2	2	0	0	0	-	-	-	3	3	6	6	6	0	0	0	0	0
Total	101	55	0	0	0	-	-	-	1238	422	414	1686	414	85	32	32	32	32

**Note: Louisville Metro Police Department reported summary during the 2013 year. Data for this agency can be found in the Summary section of this publication.

**JEFFERSON
COUNTY**

Group A Offenses By Category	Jeffersontown		Univ. of Louisville		Fairground Security		Indian Hills		Audubon Park		Lynnview	
	Offenses		Offenses		Offenses		Offenses		Offenses		Offenses	
	Reported	Cleared	Reported	Cleared	Reported	Cleared	Reported	Cleared	Reported	Cleared	Reported	Cleared
Arson	0	0	0	0	0	0	0	0	0	0	0	0
Assault Offenses	76	48	42	5	0	0	4	1	5	2	0	0
Bribery	0	0	0	0	0	0	0	0	0	0	0	0
Burglary/Breaking and Entering	199	42	23	1	0	0	19	0	8	0	2	0
Counterfeiting/Forgery	18	11	3	0	0	0	1	0	1	0	0	0
Destruction/Damage/Vandalism Of Property	120	12	66	6	0	0	4	0	19	2	0	0
Drug/Narcotic Offenses	58	58	57	56	0	0	1	1	13	8	0	0
Embezzlement	0	0	0	0	0	0	0	0	0	0	0	0
Extortion/Blackmail	0	0	1	0	0	0	0	0	0	0	0	0
Fraud Offenses	49	11	8	1	0	0	0	0	7	0	1	0
Gambling Offenses	0	0	0	0	0	0	0	0	0	0	0	0
Homicide Offenses	1	1	0	0	0	0	0	0	0	0	0	0
Kidnapping/Abduction	2	1	0	0	0	0	0	0	0	0	0	0
Larceny/Theft Offenses	507	104	350	17	5	0	30	3	28	1	10	0
Motor Vehicle Theft	45	14	6	2	0	0	3	0	5	0	0	0
Pornography/Obscene Material	0	0	0	0	0	0	0	0	0	0	0	0
Prostitution Offenses	0	0	1	1	0	0	0	0	0	0	0	0
Robbery	22	13	10	0	0	0	0	0	0	0	1	0
Sex Offenses, Forcible	14	7	1	0	0	0	0	0	0	0	0	0
Sex Offenses, Nonforcible	0	0	0	0	0	0	0	0	0	0	0	0
Stolen Property Offenses (Receiving, etc.)	24	16	3	1	0	0	0	0	3	3	0	0
Weapon Law Violations	1	1	2	2	0	0	0	0	0	0	0	0
Total	1136	339	573	92	5	0	62	5	89	16	14	0

JEFFERSON COUNTY

Group A Offenses By Category	Heritage Creek		Prospect		Jefferson Co. School		Regional Airport		Meadowvale PD		Hurstbourne Acres	
	Offenses		Offenses		Offenses		Offenses		Offenses		Offenses	
	Reported	Cleared	Reported	Cleared	Reported	Cleared	Reported	Cleared	Reported	Cleared	Reported	Cleared
Arson	0	0	0	0	1	0	0	0	0	0	0	0
Assault Offenses	0	0	4	3	109	77	8	5	1	0	0	0
Bribery	0	0	0	0	0	0	0	0	0	0	0	0
Burglary/Breaking and Entering	0	0	13	0	36	4	0	0	1	0	4	0
Counterfeiting/Forgery	0	0	1	0	0	0	1	0	0	0	0	0
Destruction/Damage/Vandalism Of Property	2	0	8	1	69	10	5	2	1	0	0	0
Drug/Narcotic Offenses	0	0	0	0	4	4	0	0	0	0	0	0
Embezzlement	0	0	0	0	0	0	0	0	0	0	0	0
Extortion/Blackmail	0	0	0	0	0	0	0	0	0	0	0	0
Fraud Offenses	0	0	0	0	0	0	11	3	0	0	0	0
Gambling Offenses	0	0	0	0	0	0	0	0	0	0	0	0
Homicide Offenses	0	0	0	0	0	0	0	0	0	0	0	0
Kidnapping/Abduction	0	0	0	0	1	0	0	0	0	0	0	0
Larceny/Theft Offenses	1	0	54	17	50	6	13	3	6	0	3	0
Motor Vehicle Theft	0	0	1	0	0	0	47	22	0	0	0	0
Pornography/Obscene Material	0	0	0	0	0	0	0	0	0	0	0	0
Prostitution Offenses	0	0	0	0	0	0	0	0	0	0	0	0
Robbery	0	0	0	0	0	0	1	1	1	0	0	0
Sex Offenses, Forcible	0	0	0	0	1	0	0	0	0	0	0	0
Sex Offenses, Nonforcible	0	0	0	0	0	0	0	0	0	0	0	0
Stolen Property Offenses (Receiving, etc.)	0	0	2	1	0	0	0	0	0	0	0	0
Weapon Law Violations	0	0	0	0	2	2	13	9	0	0	0	0
Total	3	0	83	22	273	103	99	45	10	0	7	0

**JEFFERSON
COUNTY**

Group A Offenses By Category	Strathmoor Village		Northfield PD		Graymoor/Devondale		West Buechel		All Other Agencies		Total	
	Offenses		Offenses		Offenses		Offenses		Offenses		Offenses	
	Reported	Cleared	Reported	Cleared	Reported	Cleared	Reported	Cleared	Reported	Cleared	Reported	Cleared
Arson	0	0	0	0	0	0	0	0	0	0	2	0
Assault Offenses	0	0	6	0	3	0	8	5	3	2	627	291
Bribery	0	0	0	0	0	0	0	0	0	0	1	0
Burglary/Breaking and Entering	2	0	1	0	8	0	16	1	1	0	661	95
Counterfeiting/Forgery	0	0	1	0	0	0	4	0	4	3	138	39
Destruction/Damage/Vandalism Of Property	2	0	3	0	4	0	7	3	2	2	652	74
Drug/Narcotic Offenses	0	0	0	0	0	0	16	16	1	0	394	342
Embezzlement	0	0	0	0	0	0	0	0	0	0	0	0
Extortion/Blackmail	0	0	0	0	1	0	0	0	0	0	3	0
Fraud Offenses	0	0	0	0	2	0	37	3	25	8	267	35
Gambling Offenses	0	0	0	0	0	0	0	0	0	0	0	0
Homicide Offenses	0	0	0	0	0	0	0	0	0	0	5	3
Kidnapping/Abduction	0	0	0	0	0	0	0	0	0	0	17	11
Larceny/Theft Offenses	0	0	8	2	22	0	461	402	2	2	2647	723
Motor Vehicle Theft	0	0	0	0	3	0	9	5	0	0	221	51
Pornography/Obscene Material	0	0	0	0	0	0	0	0	0	0	7	4
Prostitution Offenses	0	0	0	0	0	0	0	0	0	0	1	1
Robbery	0	0	0	0	1	0	14	9	0	0	146	49
Sex Offenses, Forcible	0	0	0	0	0	0	1	0	0	0	242	218
Sex Offenses, Nonforcible	0	0	0	0	0	0	0	0	0	0	1	0
Stolen Property Offenses (Receiving, etc.)	0	0	0	0	1	0	0	0	0	0	82	47
Weapon Law Violations	0	0	0	0	0	0	3	3	0	0	32	28
Total	4	0	19	2	45	0	576	447	38	17	6146	2011

Jessamine County

A CRIME IS COMMITTED IN JESSAMINE COUNTY
EVERY 2 HOURS AND 38 MINUTES

FULL TIME SWORN LAW ENFORCEMENT EMPLOYEES

Agency	Male	Female	Total
STATE POLICE	43	1	44
JESSAMINE COUNTY SHERIFF'S OFFICE	24	1	25
NICHOLASVILLE POLICE DEPARTMENT	54	3	57
WILMORE POLICE DEPARTMENT	6	1	7

**Kentucky State Police Troopers may be assigned to multiple counties per post.



County Seat: Nicholasville
Population: 50,173
Registered Sex Offenders: 64

**JESSAMINE
COUNTY**

Group A Offenses By Category	State Police		Sheriff		Nicholasville		Wilmore		All Other Agencies		Total	
	Offenses		Offenses		Offenses		Offenses		Offenses		Offenses	
	Reported	Cleared	Reported	Cleared	Reported	Cleared	Reported	Cleared	Reported	Cleared	Reported	Cleared
Arson	0	0	1	1	1	0	1	0	0	0	3	1
Assault Offenses	0	0	56	35	291	126	20	10	0	0	367	171
Bribery	0	0	0	0	0	0	0	0	0	0	0	0
Burglary/Breaking and Entering	1	0	133	13	262	10	24	4	0	0	420	27
Counterfeiting/Forgery	55	0	15	3	150	2	4	0	0	0	224	5
Destruction/Damage/Vandalism Of Property	0	0	42	6	181	3	32	1	0	0	255	10
Drug/Narcotic Offenses	56	27	40	31	364	168	33	30	0	0	493	256
Embezzlement	0	0	0	0	0	0	0	0	0	0	0	0
Extortion/Blackmail	0	0	0	0	0	0	0	0	0	0	0	0
Fraud Offenses	0	0	22	1	90	10	9	2	0	0	121	13
Gambling Offenses	0	0	0	0	0	0	0	0	0	0	0	0
Homicide Offenses	0	0	2	1	5	0	0	0	0	0	7	1
Kidnapping/Abduction	0	0	1	1	3	2	0	0	0	0	4	3
Larceny/Theft Offenses	4	1	163	21	943	162	44	11	0	0	1154	195
Motor Vehicle Theft	0	0	11	2	48	3	1	0	0	0	60	5
Pornography/Obscene Material	4	4	1	0	5	1	0	0	0	0	10	5
Prostitution Offenses	0	0	0	0	0	0	0	0	0	0	0	0
Robbery	0	0	6	1	35	5	0	0	0	0	41	6
Sex Offenses, Forcible	4	1	4	0	28	1	0	0	0	0	36	2
Sex Offenses, Nonforcible	3	0	0	0	3	2	0	0	0	0	6	2
Stolen Property Offenses (Receiving, etc.)	1	1	16	3	86	13	1	1	0	0	104	18
Weapon Law Violations	0	0	5	2	7	4	1	1	0	0	13	7
Total	128	34	518	121	2502	512	170	60	0	0	3318	727

Johnson County

A CRIME IS COMMITTED IN JOHNSON COUNTY
EVERY 16 HOURS AND 44 MINUTES

FULL TIME SWORN LAW ENFORCEMENT EMPLOYEES

Agency	Male	Female	Total
STATE POLICE	56	1	57
JOHNSON COUNTY SHERIFF'S OFFICE	12	0	12
PAINTSVILLE POLICE DEPARTMENT	10	0	10

**Kentucky State Police Troopers may be assigned to multiple counties per post.



County Seat: Paintsville
Population: 23,449
Registered Sex Offenders: 29

**JOHNSON
COUNTY**

Group A Offenses By Category	State Police		Sheriff		Paintsville		All Other Agencies		Total	
	Offenses		Offenses		Offenses		Offenses		Offenses	
	Reported	Cleared	Reported	Cleared	Reported	Cleared	Reported	Cleared	Reported	Cleared
Arson	0	0	0	0	0	0	0	0	0	0
Assault Offenses	16	14	27	12	12	2	1	1	56	29
Bribery	0	0	0	0	0	0	0	0	0	0
Burglary/Breaking and Entering	7	3	40	0	11	1	0	0	58	4
Counterfeiting/Forgery	3	0	8	0	1	0	0	0	12	0
Destruction/Damage/Vandalism Of Property	3	2	6	1	11	2	0	0	20	5
Drug/Narcotic Offenses	40	13	99	23	18	7	0	0	157	43
Embezzlement	0	0	0	0	0	0	0	0	0	0
Extortion/Blackmail	0	0	0	0	0	0	0	0	0	0
Fraud Offenses	1	0	3	0	2	0	0	0	6	0
Gambling Offenses	0	0	0	0	0	0	0	0	0	0
Homicide Offenses	1	1	0	0	0	0	1	1	2	2
Kidnapping/Abduction	0	0	0	0	1	0	0	0	1	0
Larceny/Theft Offenses	11	1	70	5	82	34	0	0	163	40
Motor Vehicle Theft	1	0	11	0	2	0	0	0	14	0
Pornography/Obscene Material	1	0	0	0	0	0	0	0	1	0
Prostitution Offenses	0	0	0	0	0	0	0	0	0	0
Robbery	0	0	0	0	3	0	0	0	3	0
Sex Offenses, Forcible	12	3	1	0	2	0	0	0	15	3
Sex Offenses, Nonforcible	1	0	0	0	0	0	0	0	1	0
Stolen Property Offenses (Receiving, etc.)	0	0	3	0	7	2	0	0	10	2
Weapon Law Violations	2	0	1	0	0	0	1	1	4	1
Total	99	37	269	41	152	48	3	3	523	129

Kenton County

**A CRIME IS COMMITTED IN KENTON COUNTY
EVERY 46 MINUTES**

FULL TIME SWORN LAW ENFORCEMENT EMPLOYEES

Agency	Male	Female	Total
STATE POLICE	37	0	37
KENTON COUNTY SHERIFF'S OFFICE	21	0	21
COVINGTON POLICE DEPARTMENT	99	6	105
ELSMERE POLICE DEPARTMENT	13	1	14
ERLANGER POLICE DEPARTMENT	36	4	40
FORT WRIGHT POLICE DEPARTMENT	12	0	12
KENTON CO. POLICE DEPARTMENT	31	0	31
PARK HILLS POLICE DEPARTMENT	5	0	5
LUDLOW POLICE DEPARTMENT	9	0	9
LAKESIDE PARK POLICE DEPARTMENT	9	2	11
TAYLOR MILL POLICE DEPARTMENT	8	2	10
VILLA HILLS POLICE DEPARTMENT	6	0	6
FORT MITCHELL POLICE DEPARTMENT	12	1	13
EDGEWOOD POLICE DEPARTMENT	13	1	14
INDEPENDENCE POLICE DEPARTMENT	31	0	31
CRESCENT SPRINGS POLICE DEPARTMENT	0	0	0
NORTHERN KY TASK FORCE	2	0	2

**Kentucky State Police Troopers may be assigned to multiple counties per post.

**Northern KY Drug Strike Force covers multiple counties



County Seat: Independence
Population: 163,145
Registered Sex Offenders: 184

**KENTON
COUNTY**

Group A Offenses By Category	State Police		Sheriff		Covington		Elsmere		Erlanger		Fort Wright	
	Offenses		Offenses		Offenses		Offenses		Offenses		Offenses	
	Reported	Cleared	Reported	Cleared	Reported	Cleared	Reported	Cleared	Reported	Cleared	Reported	Cleared
Arson	0	0	0	0	25	0	0	0	0	0	0	0
Assault Offenses	0	0	38	15	864	251	70	25	125	51	37	23
Bribery	0	0	1	0	1	0	0	0	0	0	0	0
Burglary/Breaking and Entering	0	0	0	0	612	24	76	13	96	13	28	9
Counterfeiting/Forgery	0	0	1	1	116	15	8	7	27	7	23	8
Destruction/Damage/Vandalism Of Property	0	0	2	0	666	27	64	11	147	8	41	6
Drug/Narcotic Offenses	5	3	33	27	1369	1153	84	82	157	139	44	40
Embezzlement	0	0	0	0	0	0	0	0	0	0	0	0
Extortion/Blackmail	0	0	0	0	0	0	0	0	0	0	0	0
Fraud Offenses	0	0	0	0	192	23	21	6	63	8	26	5
Gambling Offenses	0	0	0	0	0	0	0	0	0	0	0	0
Homicide Offenses	0	0	0	0	3	0	0	0	1	1	0	0
Kidnapping/Abduction	0	0	0	0	31	7	3	1	4	1	4	4
Larceny/Theft Offenses	1	0	9	1	1260	96	150	19	480	102	343	221
Motor Vehicle Theft	0	0	3	2	160	2	11	1	38	10	9	2
Pornography/Obscene Material	5	3	0	0	3	0	1	0	1	0	0	0
Prostitution Offenses	0	0	0	0	63	59	0	0	0	0	0	0
Robbery	0	0	0	0	133	5	10	9	11	6	21	13
Sex Offenses, Forcible	3	2	1	0	96	12	16	3	26	14	3	1
Sex Offenses, Nonforcible	0	0	0	0	4	0	3	2	1	1	1	0
Stolen Property Offenses (Receiving, etc.)	0	0	2	0	158	59	9	6	18	10	45	38
Weapon Law Violations	0	0	7	4	53	43	0	0	2	2	1	0
Total	14	8	97	50	5809	1776	526	185	1197	373	626	370

**KENTON
COUNTY**

Group A Offenses By Category	Kenton Co. PD		Park Hills		Ludlow		Lakeside Park		Taylor Mill		Villa Hills	
	Offenses		Offenses		Offenses		Offenses		Offenses		Offenses	
	Reported	Cleared	Reported	Cleared	Reported	Cleared	Reported	Cleared	Reported	Cleared	Reported	Cleared
Arson	0	0	0	0	1	0	0	0	1	0	0	0
Assault Offenses	76	38	10	3	99	17	13	8	35	21	3	1
Bribery	0	0	0	0	0	0	0	0	0	0	0	0
Burglary/Breaking and Entering	91	22	16	0	60	10	11	1	15	1	4	1
Counterfeiting/Forgery	29	5	1	0	2	0	3	0	2	0	0	0
Destruction/Damage/Vandalism Of Property	32	7	12	1	66	0	10	0	19	1	6	1
Drug/Narcotic Offenses	94	85	5	4	108	100	29	29	86	82	4	4
Embezzlement	0	0	0	0	0	0	0	0	0	0	0	0
Extortion/Blackmail	0	0	0	0	0	0	0	0	0	0	0	0
Fraud Offenses	20	4	4	0	20	3	14	1	14	0	2	0
Gambling Offenses	0	0	0	0	0	0	0	0	0	0	0	0
Homicide Offenses	2	2	0	0	0	0	0	0	0	0	0	0
Kidnapping/Abduction	0	0	0	0	1	1	0	0	3	0	0	0
Larceny/Theft Offenses	109	24	33	0	122	20	110	48	56	11	31	7
Motor Vehicle Theft	14	4	2	0	9	1	6	0	4	1	2	0
Pornography/Obscene Material	3	3	0	0	0	0	0	0	0	0	0	0
Prostitution Offenses	0	0	0	0	0	0	0	0	0	0	0	0
Robbery	1	0	2	0	3	1	3	2	0	0	0	0
Sex Offenses, Forcible	13	6	1	0	7	0	4	4	2	0	0	0
Sex Offenses, Nonforcible	3	2	0	0	0	0	0	0	0	0	0	0
Stolen Property Offenses (Receiving, etc.)	9	4	1	0	2	1	2	2	7	4	0	0
Weapon Law Violations	6	5	0	0	2	2	0	0	2	2	0	0
Total	502	211	87	8	502	156	205	95	246	123	52	14

**KENTON
COUNTY**

Group A Offenses By Category	Fort Mitchell		Edgewood		Independence		Crescent Springs		Northern KY TF		All Other Agencies		Total	
	Offenses		Offenses		Offenses		Offenses		Offenses		Offenses		Offenses	
	Reported	Cleared	Reported	Cleared	Reported	Cleared	Reported	Cleared	Reported	Cleared	Reported	Cleared	Reported	Cleared
Arson	0	0	0	0	0	0	0	0	0	0	0	0	27	0
Assault Offenses	36	18	40	17	155	67	0	0	5	3	0	0	1606	558
Bribery	0	0	0	0	1	1	0	0	0	0	0	0	3	1
Burglary/Breaking and Entering	9	1	11	3	56	9	0	0	0	0	0	0	1085	107
Counterfeiting/Forgery	13	2	5	3	14	8	0	0	2	0	0	0	246	56
Destruction/Damage/Vandalism Of Property	32	5	25	4	55	7	0	0	0	0	0	0	1177	78
Drug/Narcotic Offenses	146	143	62	57	125	107	0	0	177	70	3	3	2531	2128
Embezzlement	0	0	0	0	0	0	0	0	0	0	0	0	0	0
Extortion/Blackmail	0	0	0	0	0	0	0	0	0	0	0	0	0	0
Fraud Offenses	16	4	14	3	43	12	0	0	0	0	0	0	449	69
Gambling Offenses	0	0	0	0	0	0	0	0	0	0	0	0	0	0
Homicide Offenses	1	0	0	0	0	0	0	0	0	0	0	0	7	3
Kidnapping/Abduction	0	0	1	0	2	0	0	0	0	0	0	0	49	14
Larceny/Theft Offenses	80	24	118	30	144	32	0	0	0	0	0	0	3046	635
Motor Vehicle Theft	9	2	4	0	10	1	0	0	0	0	1	0	282	26
Pornography/Obscene Material	1	0	1	1	2	1	0	0	0	0	0	0	17	8
Prostitution Offenses	0	0	0	0	0	0	0	0	0	0	0	0	63	59
Robbery	3	2	0	0	5	1	0	0	0	0	0	0	192	39
Sex Offenses, Forcible	3	1	4	4	21	11	0	0	0	0	1	1	201	59
Sex Offenses, Nonforcible	1	1	1	1	2	1	0	0	0	0	0	0	16	8
Stolen Property Offenses (Receiving, etc.)	2	1	0	0	6	3	0	0	0	0	0	0	261	128
Weapon Law Violations	4	3	0	0	3	3	0	0	2	0	0	0	82	64
Total	356	207	286	123	644	264	0	0	186	73	5	4	11340	4040

Knott County

A CRIME IS COMMITTED IN KNOTT COUNTY
EVERY 21 HOURS AND 31 MINUTES

FULL TIME SWORN LAW ENFORCEMENT EMPLOYEES

Agency	Male	Female	Total
STATE POLICE	38	1	39
KNOTT COUNTY SHERIFF'S OFFICE	7	0	7

**Kentucky State Police Troopers may be assigned to multiple counties per post.



County Seat: Hindman
Population: 15,976
Registered Sex Offenders: 19

**KNOTT
COUNTY**

Group A Offenses By Category	State Police		Sheriff		All Other Agencies		Total	
	Offenses		Offenses		Offenses		Offenses	
	Reported	Cleared	Reported	Cleared	Reported	Cleared	Reported	Cleared
Arson	1	1	0	0	0	0	1	1
Assault Offenses	42	36	8	3	0	0	50	39
Bribery	0	0	0	0	0	0	0	0
Burglary/Breaking and Entering	32	3	10	0	0	0	42	3
Counterfeiting/Forgery	37	36	0	0	0	0	37	36
Destruction/Damage/Vandalism Of Property	10	1	2	0	0	0	12	1
Drug/Narcotic Offenses	97	32	33	8	6	6	136	46
Embezzlement	0	0	0	0	0	0	0	0
Extortion/Blackmail	0	0	0	0	0	0	0	0
Fraud Offenses	8	1	1	0	0	0	9	1
Gambling Offenses	0	0	0	0	0	0	0	0
Homicide Offenses	11	9	0	0	0	0	11	9
Kidnapping/Abduction	3	2	0	0	0	0	3	2
Larceny/Theft Offenses	43	25	28	0	0	0	71	25
Motor Vehicle Theft	11	1	4	0	0	0	15	1
Pornography/Obscene Material	0	0	0	0	0	0	0	0
Prostitution Offenses	0	0	0	0	0	0	0	0
Robbery	5	1	0	0	0	0	5	1
Sex Offenses, Forcible	5	3	0	0	0	0	5	3
Sex Offenses, Nonforcible	0	0	0	0	0	0	0	0
Stolen Property Offenses (Receiving, etc.)	2	0	0	0	0	0	2	0
Weapon Law Violations	1	1	7	0	0	0	8	1
Total	308	152	93	11	6	6	407	169

Knox County

A CRIME IS COMMITTED IN KNOX COUNTY
EVERY 6 HOURS AND 25 MINUTES

FULL TIME SWORN LAW ENFORCEMENT EMPLOYEES

Agency	Male	Female	Total
STATE POLICE	39	1	40
KNOX COUNTY SHERIFF'S OFFICE	9	0	9
BARBOURVILLE POLICE DEPARTMENT	14	0	14

**Kentucky State Police Troopers may be assigned to multiple counties per post.



County Seat: Barbourville
Population: 31,790
Registered Sex Offenders: 50

KNOX COUNTY

Group A Offenses By Category	State Police			Sheriff			Barbourville			All Other Agencies			Total		
	Offenses			Offenses			Offenses			Offenses			Offenses		
	Reported	Cleared		Reported	Cleared		Reported	Cleared		Reported	Cleared		Reported	Cleared	
Arson	2	0		1	0		0	0		0	0		0	3	0
Assault Offenses	70	57		36	16		9	9		16	12		131	94	
Bribery	0	0		0	0		1	0		0	0		1	0	
Burglary/Breaking and Entering	39	10		97	3		13	7		5	0		154	20	
Counterfeiting/Forgery	1	0		9	1		8	0		11	2		29	3	
Destruction/Damage/Vandalism Of Property	16	5		63	6		7	6		18	5		104	22	
Drug/Narcotic Offenses	122	56		91	38		50	28		113	63		376	185	
Embezzlement	0	0		0	0		0	0		0	0		0	0	
Extortion/Blackmail	0	0		0	0		6	0		0	0		6	0	
Fraud Offenses	13	4		11	0		160	1		1	0		185	5	
Gambling Offenses	0	0		0	0		0	0		0	0		0	0	
Homicide Offenses	0	0		0	0		0	0		0	0		0	0	
Kidnapping/Abduction	4	4		1	1		3	3		0	0		8	8	
Larceny/Theft Offenses	40	14		53	10		42	7		74	11		209	42	
Motor Vehicle Theft	9	4		24	0		2	0		1	0		36	4	
Pornography/Obscene Material	0	0		1	1		0	0		0	0		1	1	
Prostitution Offenses	0	0		0	0		0	0		0	0		0	0	
Robbery	2	1		3	2		7	5		1	1		13	9	
Sex Offenses, Forcible	56	9		4	0		8	8		2	0		70	17	
Sex Offenses, Nonforcible	1	0		2	0		3	3		0	0		6	3	
Stolen Property Offenses (Receiving, etc.)	8	5		7	1		7	2		2	1		24	9	
Weapon Law Violations	0	0		8	5		0	0		0	0		8	5	
Total	383	169		411	84		326	79		244	95		1364	427	

Larue County

A CRIME IS COMMITTED IN LARUE COUNTY
EVERY 1 DAY AND 9 HOURS

FULL TIME SWORN LAW ENFORCEMENT EMPLOYEES

Agency	Male	Female	Total
STATE POLICE	46	1	47
LARUE COUNTY SHERIFF'S OFFICE	6	0	6
HODGENVILLE POLICE DEPARTMENT	5	0	5

**Kentucky State Police Troopers may be assigned to multiple counties per post.



County Seat: Hodgenville
Population: 14,064
Registered Sex Offenders: 25

**LARUE
COUNTY**

Group A Offenses By Category	State Police		Sheriff		Hodgenville		All Other Agencies		Total	
	Offenses		Offenses		Offenses		Offenses		Offenses	
	Reported	Cleared	Reported	Cleared	Reported	Cleared	Reported	Cleared	Reported	Cleared
Arson	0	0	0	0	0	0	0	0	0	0
Assault Offenses	18	18	4	3	8	5	1	0	31	26
Bribery	0	0	0	0	0	0	0	0	0	0
Burglary/Breaking and Entering	6	1	20	1	7	2	0	0	33	4
Counterfeiting/Forgery	1	1	4	4	0	0	0	0	5	5
Destruction/Damage/Mandalism Of Property	2	1	5	1	7	2	0	0	14	4
Drug/Narcotic Offenses	16	5	8	0	26	23	45	4	95	32
Embezzlement	0	0	0	0	0	0	0	0	0	0
Extortion/Blackmail	0	0	0	0	0	0	0	0	0	0
Fraud Offenses	0	0	2	0	0	0	0	0	2	0
Gambling Offenses	0	0	0	0	0	0	0	0	0	0
Homicide Offenses	1	0	0	0	0	0	0	0	1	0
Kidnapping/Abduction	0	0	0	0	1	1	0	0	1	1
Larceny/Theft Offenses	6	3	24	4	17	2	0	0	47	9
Motor Vehicle Theft	2	0	3	0	1	0	0	0	6	0
Pornography/Obscene Material	1	1	0	0	1	1	0	0	2	2
Prostitution Offenses	0	0	0	0	0	0	0	0	0	0
Robbery	1	0	1	0	0	0	0	0	2	0
Sex Offenses, Forcible	8	7	0	0	0	0	0	0	8	7
Sex Offenses, Nonforcible	0	0	0	0	0	0	0	0	0	0
Stolen Property Offenses (Receiving, etc.)	0	0	2	0	1	1	2	0	5	1
Weapon Law Violations	1	0	1	0	1	1	4	0	7	1
Total	63	37	74	13	70	38	52	4	259	92

Laurel County

A CRIME IS COMMITTED IN LAUREL COUNTY
EVERY 4 HOURS AND 15 MINUTES

FULL TIME SWORN LAW ENFORCEMENT EMPLOYEES

Agency	Male	Female	Total
STATE POLICE	40	2	42
LAUREL COUNTY SHERIFF'S OFFICE	25	0	25
LONDON POLICE DEPARTMENT	33	1	34

**Kentucky State Police Troopers may be assigned to multiple counties per post.



County Seat: London
Population: 59,563
Registered Sex Offenders: 76

**LAUREL
COUNTY**

Group A Offenses By Category	State Police		Sheriff		London PD		All Other Agencies		Total	
	Offenses		Offenses		Offenses		Offenses		Offenses	
	Reported	Cleared	Reported	Cleared	Reported	Cleared	Reported	Cleared	Reported	Cleared
Arson	6	2	3	0	2	1	0	0	11	3
Assault Offenses	73	62	42	10	14	11	1	1	130	84
Bribery	2	1	0	0	0	0	0	0	2	1
Burglary/Breaking and Entering	39	5	178	8	37	4	0	0	254	17
Counterfeiting/Forgery	61	59	12	3	27	5	0	0	100	67
Destruction/Damage/Vandalism Of Property	13	3	51	10	36	5	2	0	102	18
Drug/Narcotic Offenses	360	141	135	7	86	67	11	10	592	225
Embezzlement	0	0	0	0	0	0	0	0	0	0
Extortion/Blackmail	0	0	0	0	0	0	0	0	0	0
Fraud Offenses	16	6	26	3	21	1	2	1	65	11
Gambling Offenses	0	0	0	0	0	0	0	0	0	0
Homicide Offenses	0	0	2	2	0	0	0	0	2	2
Kidnapping/Abduction	1	1	1	0	2	1	0	0	4	2
Larceny/Theft Offenses	61	11	187	12	244	107	1	0	493	130
Motor Vehicle Theft	15	7	43	0	14	0	1	0	73	7
Pornography/Obscene Material	1	1	0	0	0	0	0	0	1	1
Prostitution Offenses	0	0	0	0	0	0	0	0	0	0
Robbery	0	0	12	1	3	0	0	0	15	1
Sex Offenses, Forcible	41	35	3	3	49	3	0	0	93	41
Sex Offenses, Nonforcible	32	2	0	0	1	1	0	0	33	3
Stolen Property Offenses (Receiving, etc.)	11	5	8	3	13	5	0	0	32	13
Weapon Law Violations	8	6	40	1	7	6	0	0	55	13
Total	740	347	743	63	556	217	18	12	2057	639

Lawrence County

A CRIME IS COMMITTED IN LAWRENCE COUNTY
EVERY 22 HOURS AND 27 MINUTES

FULL TIME SWORN LAW ENFORCEMENT EMPLOYEES

Agency	Male	Female	Total
STATE POLICE	35	0	35
LAWRENCE COUNTY SHERIFF'S OFFICE	9	0	9
LOUISA POLICE DEPARTMENT	4	0	4

**Kentucky State Police Troopers may be assigned to multiple counties per post.



County Seat: Louisa
Population: 15,856
Registered Sex Offenders: 24

**LAWRENCE
COUNTY**

Group A Offenses By Category	State Police			Sheriff			Louisa			All Other Agencies			Total		
	Offenses			Offenses			Offenses			Offenses			Offenses		
	Reported	Cleared		Reported	Cleared		Reported	Cleared		Reported	Cleared		Reported	Cleared	
Arson	1	0		2	1		0	0		0	0		0	3	1
Assault Offenses	20	17		9	3		47	42		1	1		77	63	
Bribery	0	0		0	0		0	0		0	0		0	0	0
Burglary/Breaking and Entering	6	1		47	8		10	1		0	0		63	10	
Counterfeiting/Forgery	2	2		4	4		2	0		0	0		8	6	
Destruction/Damage/Vandalism Of Property	1	1		6	2		4	1		0	0		11	4	
Drug/Narcotic Offenses	5	2		36	28		43	41		1	0		85	71	
Embezzlement	0	0		0	0		0	0		0	0		0	0	0
Extortion/Blackmail	0	0		0	0		0	0		0	0		0	0	0
Fraud Offenses	0	0		4	3		2	0		0	0		6	3	
Gambling Offenses	0	0		0	0		0	0		0	0		0	0	0
Homicide Offenses	1	1		0	0		0	0		0	0		1	1	
Kidnapping/Abduction	0	0		4	1		1	0		0	0		5	1	
Larceny/Theft Offenses	8	2		39	3		29	9		0	0		76	14	
Motor Vehicle Theft	4	1		11	0		1	0		0	0		16	1	
Pornography/Obscene Material	0	0		1	1		2	0		0	0		3	1	
Prostitution Offenses	0	0		0	0		0	0		0	0		0	0	0
Robbery	1	1		4	1		0	0		0	0		5	2	
Sex Offenses, Forcible	9	3		3	3		1	0		0	0		13	6	
Sex Offenses, Nonforcible	1	1		1	1		0	0		0	0		2	2	
Stolen Property Offenses (Receiving, etc.)	2	1		6	4		4	2		0	0		12	7	
Weapon Law Violations	0	0		2	0		2	2		0	0		4	2	
Total	61	33		179	63		148	98		2	1		390	195	

Lee County

A CRIME IS COMMITTED IN LEE COUNTY
EVERY 2 DAYS AND 9 HOURS

FULL TIME SWORN LAW ENFORCEMENT EMPLOYEES

Agency	Male	Female	Total
STATE POLICE	43	1	44
LEE COUNTY SHERIFF'S OFFICE	1	0	1
BEATTYVILLE POLICE DEPARTMENT	4	0	4

**Kentucky State Police Troopers may be assigned to multiple counties per post.



County Seat: Beattyville
Population: 7,260
Registered Sex Offenders: 11

**LEE
COUNTY**

Group A Offenses By Category	State Police				Sheriff				Beattyville				All Other Agencies				Total	
	Offenses		Offenses		Offenses		Offenses		Offenses		Offenses		Offenses		Offenses			
	Reported	Cleared	Reported	Cleared	Reported	Cleared	Reported	Cleared	Reported	Cleared	Reported	Cleared	Reported	Cleared	Reported	Cleared		
Arson	1	0	0	0	0	0	0	0	0	0	0	0	0	0	1	0		
Assault Offenses	5	3	0	0	0	0	4	3	0	0	0	0	0	0	9	6		
Bribery	0	0	0	0	0	0	0	0	0	0	0	0	0	0	0	0		
Burglary/Breaking and Entering	8	2	0	0	0	0	3	1	3	3	1	3	3	14	6			
Counterfeiting/Forgery	0	0	0	0	0	0	0	0	2	2	0	2	2	2	2			
Destruction/Damage/Vandalism Of Property	1	0	2	2	2	2	4	1	2	2	1	2	2	9	5			
Drug/Narcotic Offenses	26	4	1	0	0	0	11	9	34	4	4	72	17					
Embezzlement	0	0	0	0	0	0	0	0	0	0	0	0	0	0	0			
Extortion/Blackmail	0	0	0	0	0	0	0	0	0	0	0	0	0	0	0			
Fraud Offenses	0	0	1	1	1	1	0	0	1	0	0	1	0	2	1			
Gambling Offenses	0	0	0	0	0	0	0	0	0	0	0	0	0	0	0			
Homicide Offenses	1	1	0	0	0	0	0	0	0	0	0	0	0	1	1			
Kidnapping/Abduction	0	0	0	0	0	0	0	0	0	0	0	0	0	0	0			
Larceny/Theft Offenses	2	1	9	4	8	3	5	5	24	13								
Motor Vehicle Theft	0	0	0	0	0	0	3	0	1	1	1	4	1					
Pornography/Obscene Material	1	0	0	0	0	0	0	0	0	0	0	1	0					
Prostitution Offenses	0	0	0	0	0	0	0	0	0	0	0	0	0	0	0			
Robbery	0	0	0	0	0	0	1	1	0	0	0	1	1	1	1			
Sex Offenses, Forcible	1	1	0	0	0	0	0	0	0	0	0	0	0	1	1			
Sex Offenses, Nonforcible	0	0	0	0	0	0	0	0	0	0	0	0	0	0	0			
Stolen Property Offenses (Receiving, etc.)	3	1	0	0	0	0	2	0	0	0	0	5	1					
Weapon Law Violations	1	1	2	0	2	0	2	0	1	0	0	6	1					
Total	50	14	15	7	38	18	49	17	152	56								

Leslie County

A CRIME IS COMMITTED IN LESLIE COUNTY
EVERY 2 DAYS AND 3 HOURS

FULL TIME SWORN LAW ENFORCEMENT EMPLOYEES

Agency	Male	Female	Total
STATE POLICE	38	1	39
LESLIE COUNTY SHERIFF'S OFFICE	9	0	9
HYDEN POLICE DEPARTMENT	1	0	1

**Kentucky State Police Troopers may be assigned to multiple counties per post.



County Seat: Hyden
Population: 11,019
Registered Sex Offenders: 16

**LESLIE
COUNTY**

Group A Offenses By Category	State Police		Sheriff		Hyden		All Other Agencies		Total	
	Offenses		Offenses		Offenses		Offenses		Offenses	
	Reported	Cleared	Reported	Cleared	Reported	Cleared	Reported	Cleared	Reported	Cleared
Arson	0	0	0	0	0	0	0	0	0	0
Assault Offenses	10	6	9	6	0	0	0	0	19	12
Bribery	0	0	0	0	0	0	0	0	0	0
Burglary/Breaking and Entering	7	0	6	1	0	0	0	0	13	1
Counterfeiting/Forgery	1	1	0	0	0	0	1	1	2	2
Destruction/Damage/Vandalism Of Property	3	0	3	1	0	0	0	0	6	1
Drug/Narcotic Offenses	61	28	21	17	0	0	22	0	104	45
Embezzlement	0	0	0	0	0	0	0	0	0	0
Extortion/Blackmail	0	0	0	0	0	0	0	0	0	0
Fraud Offenses	4	1	1	0	0	0	0	0	5	1
Gambling Offenses	0	0	0	0	0	0	0	0	0	0
Homicide Offenses	1	0	0	0	0	0	0	0	1	0
Kidnapping/Abduction	0	0	0	0	0	0	0	0	0	0
Larceny/Theft Offenses	7	3	6	2	0	0	0	0	13	5
Motor Vehicle Theft	0	0	2	0	0	0	0	0	2	0
Pornography/Obscene Material	0	0	0	0	0	0	0	0	0	0
Prostitution Offenses	0	0	0	0	0	0	0	0	0	0
Robbery	1	1	0	0	0	0	0	0	1	1
Sex Offenses, Forcible	1	1	0	0	0	0	0	0	1	1
Sex Offenses, Nonforcible	0	0	0	0	0	0	0	0	0	0
Stolen Property Offenses (Receiving, etc.)	2	1	0	0	0	0	0	0	2	1
Weapon Law Violations	1	0	1	0	0	0	0	0	2	0
Total	99	42	49	27	0	0	23	1	171	70

Letcher County

A CRIME IS COMMITTED IN LETCHER COUNTY
EVERY 1 DAY AND 53 MINUTES

FULL TIME SWORN LAW ENFORCEMENT EMPLOYEES

Agency	Male	Female	Total
STATE POLICE	38	1	39
LETCHER COUNTY SHERIFF'S OFFICE	5	0	5
JENKINS POLICE DEPARTMENT	3	0	3
FLEMING-NEON POLICE DEPARTMENT	2	0	2
WHITESBURG POLICE DEPARTMENT	4	1	5

**Kentucky State Police Troopers may be assigned to multiple counties per post.



County Seat: Whitesburg
Population: 23,619
Registered Sex Offenders: 40

**LETCHER
COUNTY**

Group A Offenses By Category	State Police		Sheriff		Jenkins		Fleming-Neon		Whitesburg PD		All Other Agencies		Total	
	Offenses		Offenses		Offenses		Offenses		Offenses		Offenses		Offenses	
	Reported	Cleared	Reported	Cleared	Reported	Cleared	Reported	Cleared	Reported	Cleared	Reported	Cleared	Reported	Cleared
Arson	0	0	0	0	0	0	0	0	0	0	0	0	0	0
Assault Offenses	40	38	14	12	0	0	0	0	0	0	0	0	54	50
Bribery	0	0	0	0	0	0	0	0	0	0	0	0	0	0
Burglary/Breaking and Entering	40	5	27	3	0	0	0	0	0	0	0	0	67	8
Counterfeiting/Forgery	4	0	7	3	0	0	0	0	0	0	0	0	11	3
Destruction/Damage/Vandalism Of Property	17	10	9	2	0	0	0	0	0	0	0	0	26	12
Drug/Narcotic Offenses	21	4	5	5	0	0	0	0	0	0	3	0	29	9
Embezzlement	0	0	0	0	0	0	0	0	0	0	0	0	0	0
Extortion/Blackmail	0	0	1	0	0	0	0	0	0	0	0	0	1	0
Fraud Offenses	4	0	32	0	0	0	0	0	0	0	0	0	36	0
Gambling Offenses	2	0	0	0	0	0	0	0	0	0	0	0	2	0
Homicide Offenses	3	0	0	0	0	0	0	0	0	0	0	0	3	0
Kidnapping/Abduction	0	0	0	0	0	0	0	0	0	0	0	0	0	0
Larceny/Theft Offenses	41	16	46	7	0	0	0	0	0	0	0	0	87	23
Motor Vehicle Theft	12	4	1	0	0	0	0	0	0	0	0	0	13	4
Pornography/Obscene Material	1	0	0	0	0	0	0	0	0	0	0	0	1	0
Prostitution Offenses	0	0	0	0	0	0	0	0	0	0	0	0	0	0
Robbery	0	0	0	0	0	0	0	0	0	0	0	0	0	0
Sex Offenses, Forcible	11	5	2	0	0	0	0	0	0	0	0	0	13	5
Sex Offenses, Nonforcible	0	0	0	0	0	0	0	0	0	0	0	0	0	0
Stolen Property Offenses (Receiving, etc.)	3	2	4	4	0	0	0	0	0	0	0	0	7	6
Weapon Law Violations	0	0	2	2	0	0	0	0	0	0	0	0	2	2
Total	199	84	150	38	0	0	0	0	0	0	3	0	352	122

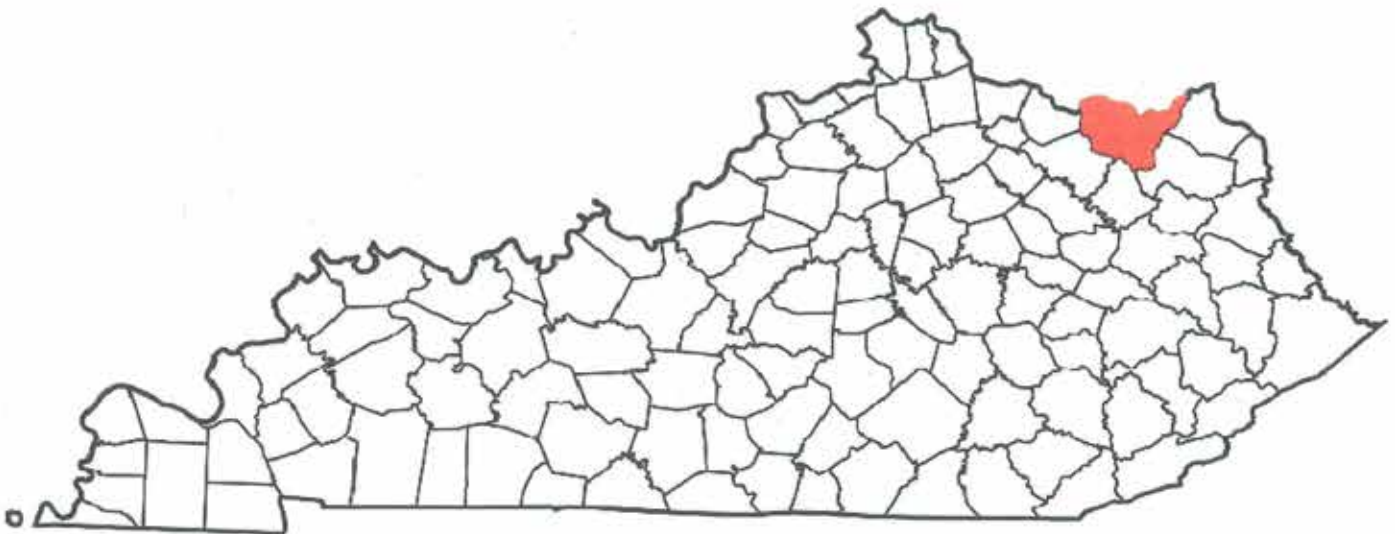
Lewis County

A CRIME IS COMMITTED IN LEWIS COUNTY
EVERY 2 DAYS AND 5 HOURS

FULL TIME SWORN LAW ENFORCEMENT EMPLOYEES

Agency	Male	Female	Total
STATE POLICE	43	1	44
LEWIS COUNTY SHERIFF'S OFFICE	4	0	4
VANCEBURG POLICE DEPARTMENT	6	0	6

**Kentucky State Police Troopers may be assigned to multiple counties per post.



County Seat: Vanceburg
Population: 13,806
Registered Sex Offenders: 22

**LEWIS
COUNTY**

Group A Offenses By Category	State Police		Sheriff		Vanceburg		All Other Agencies		Total	
	Offenses		Offenses		Offenses		Offenses		Offenses	
	Reported	Cleared	Reported	Cleared	Reported	Cleared	Reported	Cleared	Reported	Cleared
Arson	0	0	0	0	0	0	0	0	0	0
Assault Offenses	2	2	4	2	4	1	0	0	10	5
Bribery	0	0	0	0	0	0	0	0	0	0
Burglary/Breaking and Entering	3	0	18	5	0	0	0	0	21	5
Counterfeiting/Forgery	1	1	1	1	0	0	0	0	2	2
Destruction/Damage/Vandalism Of Property	1	0	3	1	2	1	0	0	6	2
Drug/Narcotic Offenses	10	2	7	6	4	3	31	29	52	40
Embezzlement	0	0	0	0	0	0	0	0	0	0
Extortion/Blackmail	0	0	0	0	0	0	0	0	0	0
Fraud Offenses	0	0	1	1	0	0	0	0	1	1
Gambling Offenses	0	0	0	0	0	0	0	0	0	0
Homicide Offenses	1	0	1	0	0	0	0	0	2	0
Kidnapping/Abduction	0	0	0	0	0	0	0	0	0	0
Larceny/Theft Offenses	3	0	14	5	9	1	1	1	27	7
Motor Vehicle Theft	0	0	1	1	2	0	0	0	3	1
Pornography/Obscene Material	0	0	0	0	0	0	0	0	0	0
Prostitution Offenses	0	0	0	0	0	0	0	0	0	0
Robbery	0	0	0	0	0	0	0	0	0	0
Sex Offenses, Forcible	16	13	5	0	0	0	0	0	21	13
Sex Offenses, Nonforcible	8	7	0	0	0	0	0	0	8	7
Stolen Property Offenses (Receiving, etc.)	1	0	4	2	1	0	0	0	6	2
Weapon Law Violations	0	0	5	5	1	1	0	0	6	6
Total	46	25	64	29	23	7	32	30	165	91

Lincoln County

A CRIME IS COMMITTED IN LINCOLN COUNTY
EVERY 16 HOURS AND 41 MINUTES

FULL TIME SWORN LAW ENFORCEMENT EMPLOYEES

Agency	Male	Female	Total
STATE POLICE	43	1	44
LINCOLN COUNTY SHERIFF'S OFFICE	6	1	7
STANFORD POLICE DEPARTMENT	11	0	11

**Kentucky State Police Troopers may be assigned to multiple counties per post.



County Seat: Stanford
Population: 24,370
Registered Sex Offenders: 43

**LINCOLN
COUNTY**

Group A Offenses By Category	State Police		Sheriff		Stanford		All Other Agencies		Total	
	Offenses		Offenses		Offenses		Offenses		Offenses	
	Reported	Cleared	Reported	Cleared	Reported	Cleared	Reported	Cleared	Reported	Cleared
Arson	3	1	0	0	0	0	0	0	3	1
Assault Offenses	18	11	15	12	18	17	1	1	52	41
Bribery	0	0	0	0	0	0	0	0	0	0
Burglary/Breaking and Entering	11	0	29	8	6	3	0	0	46	11
Counterfeiting/Forgery	28	19	1	0	2	1	0	0	31	20
Destruction/Damage/Vandalism Of Property	0	0	2	2	1	1	0	0	3	3
Drug/Narcotic Offenses	41	13	17	16	49	49	6	5	113	83
Embezzlement	0	0	0	0	0	0	0	0	0	0
Extortion/Blackmail	0	0	0	0	0	0	0	0	0	0
Fraud Offenses	6	1	0	0	1	1	0	0	7	2
Gambling Offenses	0	0	0	0	0	0	0	0	0	0
Homicide Offenses	4	3	0	0	0	0	0	0	4	3
Kidnapping/Abduction	0	0	1	1	0	0	0	0	1	1
Larceny/Theft Offenses	35	24	23	9	16	11	0	0	74	44
Motor Vehicle Theft	1	0	16	0	8	1	0	0	25	1
Pornography/Obscene Material	1	0	0	0	0	0	0	0	1	0
Prostitution Offenses	0	0	0	0	0	0	0	0	0	0
Robbery	0	0	0	0	2	0	0	0	2	0
Sex Offenses, Forcible	9	4	0	0	3	0	0	0	12	4
Sex Offenses, Nonforcible	0	0	0	0	0	0	0	0	0	0
Stolen Property Offenses (Receiving, etc.)	4	3	4	1	0	0	0	0	8	4
Weapon Law Violations	140	139	3	2	0	0	0	0	143	141
Total	301	218	111	51	106	84	7	6	525	359

Livingston County

A CRIME IS COMMITTED IN LIVINGSTON COUNTY
EVERY 18 HOURS AND 8 MINUTES

FULL TIME SWORN LAW ENFORCEMENT EMPLOYEES

Agency	Male	Female	Total
STATE POLICE	36	1	37
LIVINGSTON COUNTY SHERIFF'S OFFICE	7	0	7

**Kentucky State Police Troopers may be assigned to multiple counties per post.



County Seat: Smithland
Population: 9,359
Registered Sex Offenders: 19

**LIVINGSTON
COUNTY**

Group A Offenses By Category	State Police		Sheriff		All Other Agencies		-		Total	
	Offenses		Offenses		Offenses		Offenses		Offenses	
	Reported	Cleared	Reported	Cleared	Reported	Cleared	Reported	Cleared	Reported	Cleared
Arson	1	1	1	0	0	0			2	1
Assault Offenses	53	53	25	6	0	0			78	59
Bribery	0	0	0	0	0	0			0	0
Burglary/Breaking and Entering	10	3	39	1	0	0			49	4
Counterfeiting/Forgery	0	0	5	0	0	0			5	0
Destruction/Damage/Vandalism Of Property	18	16	34	1	0	0			52	17
Drug/Narcotic Offenses	63	57	40	13	37	23			140	93
Embezzlement	0	0	0	0	0	0			0	0
Extortion/Blackmail	0	0	0	0	0	0			0	0
Fraud Offenses	4	2	4	0	0	0			8	2
Gambling Offenses	0	0	0	0	0	0			0	0
Homicide Offenses	0	0	0	0	0	0			0	0
Kidnapping/Abduction	0	0	3	0	0	0			3	0
Larceny/Theft Offenses	29	19	69	1	0	0			98	20
Motor Vehicle Theft	0	0	10	1	1	0			11	1
Pornography/Obscene Material	0	0	0	0	0	0			0	0
Prostitution Offenses	0	0	0	0	0	0			0	0
Robbery	0	0	0	0	0	0			0	0
Sex Offenses, Forcible	4	1	7	0	0	0			11	1
Sex Offenses, Nonforcible	1	1	0	0	0	0			1	1
Stolen Property Offenses (Receiving, etc.)	13	11	1	1	0	0			14	12
Weapon Law Violations	11	11	0	0	0	0			11	11
Total	207	175	238	24	38	23	0	0	483	222

Logan County

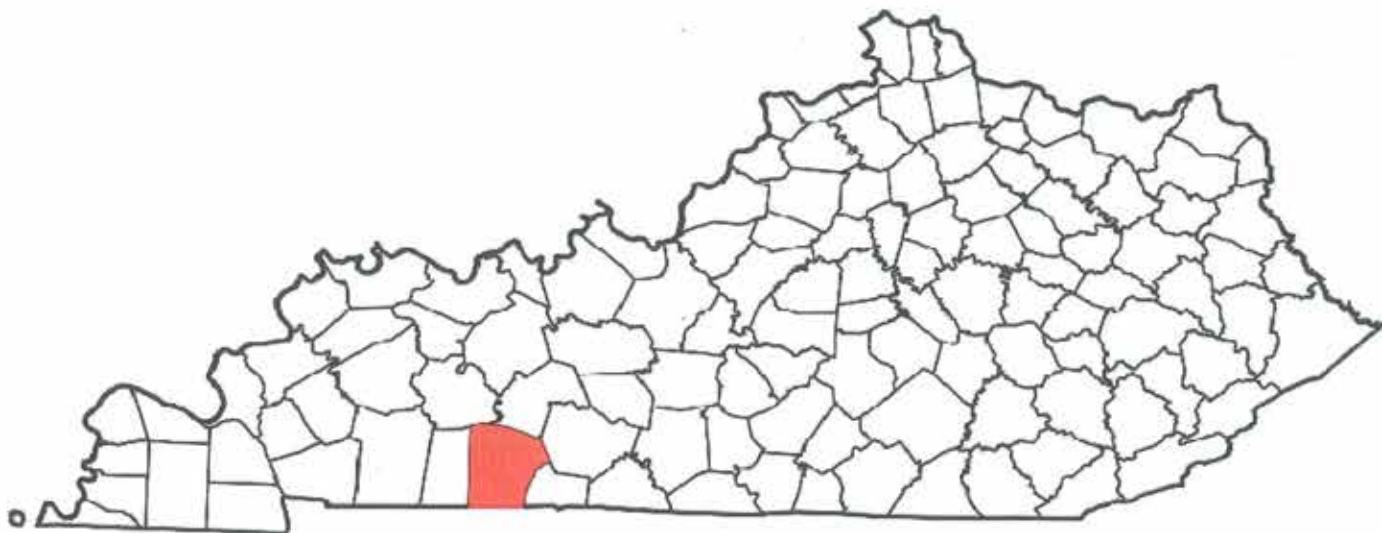
A CRIME IS COMMITTED IN LOGAN COUNTY
EVERY 4 HOURS AND 30 MINUTES

FULL TIME SWORN LAW ENFORCEMENT EMPLOYEES

Agency	Male	Female	Total
STATE POLICE	45	1	46
LOGAN COUNTY SHERIFF'S OFFICE	18	1	19
RUSSELLVILLE POLICE DEPARTMENT	16	3	19
AUBURN POLICE DEPARTMENT	2	0	2
LEWISBURG POLICE DEPARTMENT	1	0	1
ADAIRVILLE POLICE DEPARTMENT	1	0	1
SOUTH CENTRAL TASK FORCE	1	0	1

**Kentucky State Police Troopers may be assigned to multiple counties per post.

**South Central Kentucky Drug Task Force covers multiple counties.



County Seat: Russellville
Population: 26,876
Registered Sex Offenders: 49

**LOGAN
COUNTY**

Group A Offenses By Category	State Police		Sheriff		Russellville		Auburn		Lewisburg	
	Reported	Cleared	Reported	Cleared	Reported	Cleared	Reported	Cleared	Reported	Cleared
Arson	0	0	2	1	0	0	0	0	0	0
Assault Offenses	10	10	113	78	96	26	13	4	1	1
Bribery	0	0	1	1	0	0	0	0	0	0
Burglary/Breaking and Entering	1	0	68	7	54	13	4	3	2	0
Counterfeiting/Forgery	0	0	17	0	54	3	0	0	0	0
Destruction/Damage/Vandalism Of Property	1	0	51	19	65	8	2	1	0	0
Drug/Narcotic Offenses	5	5	240	213	105	59	13	9	3	3
Embezzlement	0	0	0	0	0	0	0	0	0	0
Extortion/Blackmail	0	0	0	0	0	0	0	0	0	0
Fraud Offenses	4	2	14	3	6	1	3	1	0	0
Gambling Offenses	0	0	0	0	0	0	0	0	0	0
Homicide Offenses	0	0	2	2	0	0	0	0	0	0
Kidnapping/Abduction	1	1	2	1	5	0	1	0	0	0
Larceny/Theft Offenses	1	0	132	10	221	50	10	2	2	1
Motor Vehicle Theft	1	0	5	0	14	5	2	2	0	0
Pornography/Obscene Material	0	0	4	0	0	0	0	0	0	0
Prostitution Offenses	0	0	0	0	0	0	0	0	0	0
Robbery	0	0	1	1	2	1	0	0	0	0
Sex Offenses, Forcible	41	41	66	6	65	4	6	0	0	0
Sex Offenses, Nonforcible	1	1	0	0	5	0	20	0	0	0
Stolen Property Offenses (Receiving, etc.)	0	0	21	6	4	1	2	1	0	0
Weapon Law Violations	1	1	13	12	9	1	2	2	0	0
Total	67	61	752	360	705	172	78	25	8	5

**LOGAN
COUNTY**

Group A Offenses By Category	South Central TF		Adairville PD		All Other Agencies		Total	
	Offenses		Offenses		Offenses		Offenses	
	Reported	Cleared	Reported	Cleared	Reported	Cleared	Reported	Cleared
Arson	0	0	0	0	0	0	2	1
Assault Offenses	2	2	0	0	1	1	236	122
Bribery	0	0	0	0	0	0	1	1
Burglary/Breaking and Entering	0	0	0	0	0	0	129	23
Counterfeiting/Forgery	2	0	0	0	1	0	74	3
Destruction/Damage/Vandalism Of Property	0	0	0	0	0	0	119	28
Drug/Narcotic Offenses	313	73	2	2	0	0	681	364
Embezzlement	0	0	0	0	0	0	0	0
Extortion/Blackmail	0	0	0	0	0	0	0	0
Fraud Offenses	1	0	0	0	2	0	30	7
Gambling Offenses	0	0	0	0	0	0	0	0
Homicide Offenses	0	0	0	0	0	0	2	2
Kidnapping/Abduction	0	0	0	0	0	0	9	2
Larceny/Theft Offenses	4	2	0	0	1	0	371	65
Motor Vehicle Theft	0	0	0	0	0	0	22	7
Pornography/Obscene Material	0	0	0	0	0	0	4	0
Prostitution Offenses	0	0	0	0	0	0	0	0
Robbery	0	0	0	0	0	0	3	2
Sex Offenses, Forcible	0	0	0	0	0	0	178	51
Sex Offenses, Nonforcible	0	0	0	0	0	0	26	1
Stolen Property Offenses (Receiving, etc.)	1	0	0	0	0	0	28	8
Weapon Law Violations	0	0	0	0	1	1	26	17
Total	323	77	2	2	6	2	1941	704

Lyon County

A CRIME IS COMMITTED IN LYON COUNTY
EVERY 19 HOURS AND 17 MINUTES

FULL TIME SWORN LAW ENFORCEMENT EMPLOYEES

Agency	Male	Female	Total
STATE POLICE	36	1	37
LYON COUNTY SHERIFF'S OFFICE	4	1	5
EDDYVILLE POLICE DEPARTMENT	3	1	4

**Kentucky State Police Troopers may be assigned to multiple counties per post.



County Seat: Eddyville
Population: 8,451
Registered Sex Offenders: 65

**LYON
COUNTY**

Group A Offenses By Category	State Police		Sheriff		Eddyville		All Other Agencies		Total	
	Offenses		Offenses		Offenses		Offenses		Offenses	
	Reported	Cleared	Reported	Cleared	Reported	Cleared	Reported	Cleared	Reported	Cleared
Arson	1	1	0	0	0	0	0	0	1	1
Assault Offenses	40	36	4	2	12	8	0	0	56	46
Bribery	1	1	0	0	0	0	0	0	1	1
Burglary/Breaking and Entering	9	3	17	7	10	6	0	0	36	16
Counterfeiting/Forgery	5	4	31	25	3	3	0	0	39	32
Destruction/Damage/Vandalism Of Property	10	6	7	0	13	8	0	0	30	14
Drug/Narcotic Offenses	96	91	5	3	14	14	12	1	127	109
Embezzlement	0	0	0	0	0	0	0	0	0	0
Extortion/Blackmail	0	0	0	0	0	0	0	0	0	0
Fraud Offenses	0	0	5	1	0	0	0	0	5	1
Gambling Offenses	0	0	0	0	0	0	0	0	0	0
Homicide Offenses	2	0	0	0	0	0	0	0	2	0
Kidnapping/Abduction	0	0	0	0	0	0	0	0	0	0
Larceny/Theft Offenses	13	5	71	3	21	8	0	0	105	16
Motor Vehicle Theft	0	0	1	0	0	0	0	0	1	0
Pornography/Obscene Material	1	1	0	0	0	0	0	0	1	1
Prostitution Offenses	0	0	0	0	0	0	0	0	0	0
Robbery	0	0	0	0	0	0	0	0	0	0
Sex Offenses, Forcible	2	1	0	0	0	0	0	0	2	1
Sex Offenses, Nonforcible	2	0	0	0	0	0	0	0	2	0
Stolen Property Offenses (Receiving, etc.)	8	6	4	2	1	1	0	0	13	9
Weapon Law Violations	33	33	0	0	0	0	0	0	33	33
Total	223	188	145	43	74	48	12	1	454	280

Madison County

A CRIME IS COMMITTED IN MADISON COUNTY
EVERY 1 HOUR AND 15 MINUTES

FULL TIME SWORN LAW ENFORCEMENT EMPLOYEES

Agency	Male	Female	Total
STATE POLICE	43	1	44
MADISON COUNTY SHERIFF'S OFFICE	18	4	22
BEREA POLICE DEPARTMENT	31	1	32
RICHMOND POLICE DEPARTMENT	53	4	57
EASTERN KY UNIVERSITY POLICE	18	3	21

**Kentucky State Police Troopers may be assigned to multiple counties per post.



County Seat: Richmond
Population: 85,590
Registered Sex Offenders: 68

**MADISON
COUNTY**

Group A Offenses By Category	State Police		Sheriff		Berea		Richmond		EKU Police		All Other Agencies		Total	
	Offenses		Offenses		Offenses		Offenses		Offenses		Offenses		Offenses	
	Reported	Cleared	Reported	Cleared	Reported	Cleared	Reported	Cleared	Reported	Cleared	Reported	Cleared	Reported	Cleared
Arson	1	0	0	0	0	0	8	4	2	0	0	0	11	4
Assault Offenses	59	51	97	58	105	52	583	446	44	28	3	3	891	638
Bribery	0	0	0	0	0	0	0	0	2	2	0	0	2	2
Burglary/Breaking and Entering	99	13	130	8	100	7	377	102	38	5	0	0	744	135
Counterfeiting/Forgery	4	2	13	3	36	7	259	200	4	2	0	0	316	214
Destruction/Damage/Vandalism Of Property	19	7	94	13	59	7	393	86	89	8	0	0	654	121
Drug/Narcotic Offenses	109	78	96	54	259	231	922	800	18	18	1	1	1405	1182
Embezzlement	0	0	0	0	0	0	0	0	0	0	0	0	0	0
Extortion/Blackmail	0	0	0	0	0	0	0	0	0	0	0	0	0	0
Fraud Offenses	29	9	22	1	47	8	188	92	12	9	0	0	298	119
Gambling Offenses	0	0	0	0	0	0	0	0	0	0	0	0	0	0
Homicide Offenses	1	1	0	0	0	0	4	4	0	0	0	0	5	5
Kidnapping/Abduction	1	0	2	1	5	5	18	16	4	3	3	3	33	28
Larceny/Theft Offenses	141	39	257	25	298	33	1338	646	172	10	0	0	2206	753
Motor Vehicle Theft	17	8	22	3	13	0	54	21	3	1	0	0	109	33
Pornography/Obscene Material	5	4	0	0	2	1	7	2	0	0	0	0	14	7
Prostitution Offenses	0	0	0	0	0	0	0	0	0	0	0	0	0	0
Robbery	4	0	0	0	6	2	52	33	0	0	0	0	62	35
Sex Offenses, Forcible	14	3	13	7	7	4	18	7	4	2	0	0	56	23
Sex Offenses, Nonforcible	0	0	2	1	0	0	3	1	0	0	0	0	5	2
Stolen Property Offenses (Receiving, etc.)	25	23	15	2	9	6	91	81	6	4	0	0	146	116
Weapon Law Violations	5	5	2	2	14	12	27	24	0	0	0	0	48	43
Total	533	243	765	178	960	375	4342	2565	398	92	7	7	7005	3460

Magoffin County

A CRIME IS COMMITTED IN MAGOFFIN COUNTY
EVERY 1 DAY AND 23 HOURS

FULL TIME SWORN LAW ENFORCEMENT EMPLOYEES

Agency	Male	Female	Total
STATE POLICE	56	1	57
MAGOFFIN COUNTY SHERIFF'S OFFICE	6	0	6
SALYERSVILLE POLICE DEPARTMENT	4	0	4

**Kentucky State Police Troopers may be assigned to multiple counties per post.



County Seat: Salyersville
Population: 12,950
Registered Sex Offenders: 23

**MAGOFFIN
COUNTY**

Group A Offenses By Category	State Police			Sheriff			Salyersville			All Other Agencies			Total					
	Offenses			Offenses			Offenses			Offenses			Offenses					
	Reported	Cleared		Reported	Cleared		Reported	Cleared		Reported	Cleared		Reported	Cleared				
Arson	2	1		0	0		0	0		0	0		0	0		2	1	
Assault Offenses	14	13		5	0		0	0		0	0		0	0		19	13	
Bribery	0	0		0	0		0	0		0	0		0	0		0	0	
Burglary/Breaking and Entering	12	4		3	2		0	0		0	0		0	0		15	6	
Counterfeiting/Forgery	0	0		0	0		0	0		0	0		0	0		0	0	
Destruction/Damage/Vandalism Of Property	1	1		4	0		0	0		0	0		0	0		5	1	
Drug/Narcotic Offenses	64	28		0	0		0	0		0	38		0	0		102	28	
Embezzlement	0	0		0	0		0	0		0	0		0	0		0	0	
Extortion/Blackmail	0	0		0	0		0	0		0	0		0	0		0	0	
Fraud Offenses	1	0		1	0		0	0		0	0		0	0		2	0	
Gambling Offenses	0	0		0	0		0	0		0	0		0	0		0	0	
Homicide Offenses	0	0		0	0		0	0		1	0		0	0		1	1	
Kidnapping/Abduction	0	0		1	0		0	0		0	0		0	0		1	0	
Larceny/Theft Offenses	3	0		11	0		1	1		1	0		0	0		15	1	
Motor Vehicle Theft	1	0		9	0		0	0		0	0		0	0		10	0	
Pornography/Obscene Material	0	0		0	0		0	0		0	0		0	0		0	0	
Prostitution Offenses	0	0		0	0		0	0		0	0		0	0		0	0	
Robbery	0	0		0	0		0	0		0	0		0	0		0	0	
Sex Offenses, Forcible	8	3		0	0		0	0		0	0		0	0		8	3	
Sex Offenses, Nonforcible	1	0		0	0		0	0		0	0		0	0		1	0	
Stolen Property Offenses (Receiving, etc.)	1	1		0	0		0	0		0	0		0	0		1	1	
Weapon Law Violations	0	0		2	2		0	0		0	0		0	0		2	2	
Total	108	51		36	4		2	2		2	38		0	0		184	57	

Marion County

A CRIME IS COMMITTED IN MARION COUNTY
EVERY 12 HOURS AND 8 MINUTES

FULL TIME SWORN LAW ENFORCEMENT EMPLOYEES

Agency	Male	Female	Total
STATE POLICE	35	0	35
MARION COUNTY SHERIFF'S OFFICE	7	0	7
LEBANON POLICE DEPARTMENT	17	0	17

**Kentucky State Police Troopers may be assigned to multiple counties per post.



County Seat: Lebanon
Population: 20,045
Registered Sex Offenders: 29

**MARION
COUNTY**

Group A Offenses By Category	State Police		Sheriff		Lebanon		All Other Agencies		Total	
	Offenses		Offenses		Offenses		Offenses		Offenses	
	Reported	Cleared	Reported	Cleared	Reported	Cleared	Reported	Cleared	Reported	Cleared
Arson	2	0	0	0	0	0	0	0	2	0
Assault Offenses	27	22	11	9	39	28	0	0	77	59
Bribery	1	1	0	0	0	0	0	0	1	1
Burglary/Breaking and Entering	3	2	34	3	55	9	0	0	92	14
Counterfeiting/Forgery	0	0	78	3	21	6	0	0	99	9
Destruction/Damage/Vandalism Of Property	3	2	16	2	38	10	0	0	57	14
Drug/Narcotic Offenses	50	21	13	3	118	93	0	0	181	117
Embezzlement	0	0	0	0	0	0	0	0	0	0
Extortion/Blackmail	0	0	0	0	0	0	0	0	0	0
Fraud Offenses	1	0	11	0	15	1	0	0	27	1
Gambling Offenses	0	0	0	0	0	0	0	0	0	0
Homicide Offenses	1	1	0	0	0	0	0	0	1	1
Kidnapping/Abduction	0	0	0	0	2	1	0	0	2	1
Larceny/Theft Offenses	0	0	35	3	89	31	0	0	124	34
Motor Vehicle Theft	0	0	3	0	4	0	0	0	7	0
Pornography/Obscene Material	1	0	0	0	0	0	0	0	1	0
Prostitution Offenses	0	0	0	0	0	0	0	0	0	0
Robbery	1	0	1	1	1	0	0	0	3	1
Sex Offenses, Forcible	18	15	2	0	6	0	0	0	26	15
Sex Offenses, Nonforcible	2	1	0	0	1	0	0	0	3	1
Stolen Property Offenses (Receiving, etc.)	0	0	3	0	4	3	0	0	7	3
Weapon Law Violations	6	2	1	0	4	2	0	0	11	4
Total	116	67	208	24	397	184	0	0	721	275

**LAUREL
COUNTY**

Group A Offenses By Category	State Police		Sheriff		London PD		All Other Agencies		Total	
	Offenses		Offenses		Offenses		Offenses		Offenses	
	Reported	Cleared	Reported	Cleared	Reported	Cleared	Reported	Cleared	Reported	Cleared
Arson	6	2	3	0	2	1	0	0	11	3
Assault Offenses	73	62	42	10	14	11	1	1	130	84
Bribery	2	1	0	0	0	0	0	0	2	1
Burglary/Breaking and Entering	39	5	178	8	37	4	0	0	254	17
Counterfeiting/Forgery	61	59	12	3	27	5	0	0	100	67
Destruction/Damage/Vandalism Of Property	13	3	51	10	36	5	2	0	102	18
Drug/Narcotic Offenses	360	141	135	7	86	67	11	10	592	225
Embezzlement	0	0	0	0	0	0	0	0	0	0
Extortion/Blackmail	0	0	0	0	0	0	0	0	0	0
Fraud Offenses	16	6	26	3	21	1	2	1	65	11
Gambling Offenses	0	0	0	0	0	0	0	0	0	0
Homicide Offenses	0	0	2	2	0	0	0	0	2	2
Kidnapping/Abduction	1	1	1	0	2	1	0	0	4	2
Larceny/Theft Offenses	61	11	187	12	244	107	1	0	493	130
Motor Vehicle Theft	15	7	43	0	14	0	1	0	73	7
Pornography/Obscene Material	1	1	0	0	0	0	0	0	1	1
Prostitution Offenses	0	0	0	0	0	0	0	0	0	0
Robbery	0	0	12	1	3	0	0	0	15	1
Sex Offenses, Forcible	41	35	3	3	49	3	0	0	93	41
Sex Offenses, Nonforcible	32	2	0	0	1	1	0	0	33	3
Stolen Property Offenses (Receiving, etc.)	11	5	8	3	13	5	0	0	32	13
Weapon Law Violations	8	6	40	1	7	6	0	0	55	13
Total	740	347	743	63	556	217	18	12	2057	639

**LAWRENCE
COUNTY**

Group A Offenses By Category	State Police			Sheriff			Louisa			All Other Agencies			Total		
	Offenses			Offenses			Offenses			Offenses			Offenses		
	Reported	Cleared		Reported	Cleared		Reported	Cleared		Reported	Cleared		Reported	Cleared	
Arson	1	0		2	1		0	0		0	0		0	3	1
Assault Offenses	20	17		9	3		47	42		1	1		77	63	
Bribery	0	0		0	0		0	0		0	0		0	0	0
Burglary/Breaking and Entering	6	1		47	8		10	1		0	0		63	10	
Counterfeiting/Forgery	2	2		4	4		2	0		0	0		8	6	
Destruction/Damage/Vandalism Of Property	1	1		6	2		4	1		0	0		11	4	
Drug/Narcotic Offenses	5	2		36	28		43	41		1	0		85	71	
Embezzlement	0	0		0	0		0	0		0	0		0	0	0
Extortion/Blackmail	0	0		0	0		0	0		0	0		0	0	0
Fraud Offenses	0	0		4	3		2	0		0	0		6	3	
Gambling Offenses	0	0		0	0		0	0		0	0		0	0	0
Homicide Offenses	1	1		0	0		0	0		0	0		1	1	
Kidnapping/Abduction	0	0		4	1		1	0		0	0		5	1	
Larceny/Theft Offenses	8	2		39	3		29	9		0	0		76	14	
Motor Vehicle Theft	4	1		11	0		1	0		0	0		16	1	
Pornography/Obscene Material	0	0		1	1		2	0		0	0		3	1	
Prostitution Offenses	0	0		0	0		0	0		0	0		0	0	0
Robbery	1	1		4	1		0	0		0	0		5	2	
Sex Offenses, Forcible	9	3		3	3		1	0		0	0		13	6	
Sex Offenses, Nonforcible	1	1		1	1		0	0		0	0		2	2	
Stolen Property Offenses (Receiving, etc.)	2	1		6	4		4	2		0	0		12	7	
Weapon Law Violations	0	0		2	0		2	2		0	0		4	2	
Total	61	33		179	63		148	98		2	1		390	195	

**LEE
COUNTY**

Group A Offenses By Category	State Police				Sheriff				Beattyville				All Other Agencies				Total	
	Offenses		Offenses		Offenses		Offenses		Offenses		Offenses		Offenses		Offenses			
	Reported	Cleared	Reported	Cleared	Reported	Cleared	Reported	Cleared	Reported	Cleared	Reported	Cleared	Reported	Cleared	Reported	Cleared		
Arson	1	0	0	0	0	0	0	0	0	0	0	0	0	0	1	0		
Assault Offenses	5	3	0	0	0	0	4	3	0	0	0	0	0	9	6			
Bribery	0	0	0	0	0	0	0	0	0	0	0	0	0	0	0	0		
Burglary/Breaking and Entering	8	2	0	0	0	0	3	1	3	3	1	3	3	14	6			
Counterfeiting/Forgery	0	0	0	0	0	0	0	0	2	2	0	2	2	2	2			
Destruction/Damage/Vandalism Of Property	1	0	2	2	2	2	4	1	2	2	1	2	2	9	5			
Drug/Narcotic Offenses	26	4	1	0	0	0	11	9	34	4	4	72	17					
Embezzlement	0	0	0	0	0	0	0	0	0	0	0	0	0	0	0			
Extortion/Blackmail	0	0	0	0	0	0	0	0	0	0	0	0	0	0	0			
Fraud Offenses	0	0	1	1	1	1	0	0	1	1	0	0	2	1				
Gambling Offenses	0	0	0	0	0	0	0	0	0	0	0	0	0	0	0			
Homicide Offenses	1	1	0	0	0	0	0	0	0	0	0	0	1	1				
Kidnapping/Abduction	0	0	0	0	0	0	0	0	0	0	0	0	0	0	0			
Larceny/Theft Offenses	2	1	9	4	8	3	5	5	24	13								
Motor Vehicle Theft	0	0	0	0	3	0	1	1	4	1								
Pornography/Obscene Material	1	0	0	0	0	0	0	0	1	0								
Prostitution Offenses	0	0	0	0	0	0	0	0	0	0								
Robbery	0	0	0	0	1	1	0	0	1	1								
Sex Offenses, Forcible	1	1	0	0	0	0	0	0	0	0								
Sex Offenses, Nonforcible	0	0	0	0	0	0	0	0	0	0								
Stolen Property Offenses (Receiving, etc.)	3	1	0	0	2	0	0	0	5	1								
Weapon Law Violations	1	1	2	0	2	0	1	0	6	1								
Total	50	14	15	7	38	18	49	17	152	56								

**LESLIE
COUNTY**

Group A Offenses By Category	State Police		Sheriff		Hyden		All Other Agencies		Total	
	Offenses		Offenses		Offenses		Offenses		Offenses	
	Reported	Cleared	Reported	Cleared	Reported	Cleared	Reported	Cleared	Reported	Cleared
Arson	0	0	0	0	0	0	0	0	0	0
Assault Offenses	10	6	9	6	0	0	0	0	19	12
Bribery	0	0	0	0	0	0	0	0	0	0
Burglary/Breaking and Entering	7	0	6	1	0	0	0	0	13	1
Counterfeiting/Forgery	1	1	0	0	0	0	1	1	2	2
Destruction/Damage/Vandalism Of Property	3	0	3	1	0	0	0	0	6	1
Drug/Narcotic Offenses	61	28	21	17	0	0	22	0	104	45
Embezzlement	0	0	0	0	0	0	0	0	0	0
Extortion/Blackmail	0	0	0	0	0	0	0	0	0	0
Fraud Offenses	4	1	1	0	0	0	0	0	5	1
Gambling Offenses	0	0	0	0	0	0	0	0	0	0
Homicide Offenses	1	0	0	0	0	0	0	0	1	0
Kidnapping/Abduction	0	0	0	0	0	0	0	0	0	0
Larceny/Theft Offenses	7	3	6	2	0	0	0	0	13	5
Motor Vehicle Theft	0	0	2	0	0	0	0	0	2	0
Pornography/Obscene Material	0	0	0	0	0	0	0	0	0	0
Prostitution Offenses	0	0	0	0	0	0	0	0	0	0
Robbery	1	1	0	0	0	0	0	0	1	1
Sex Offenses, Forcible	1	1	0	0	0	0	0	0	1	1
Sex Offenses, Nonforcible	0	0	0	0	0	0	0	0	0	0
Stolen Property Offenses (Receiving, etc.)	2	1	0	0	0	0	0	0	2	1
Weapon Law Violations	1	0	1	0	0	0	0	0	2	0
Total	99	42	49	27	0	0	23	1	171	70

**LETCHER
COUNTY**

Group A Offenses By Category	State Police		Sheriff		Jenkins		Fleming-Neon		Whitesburg PD		All Other Agencies		Total	
	Offenses		Offenses		Offenses		Offenses		Offenses		Offenses		Offenses	
	Reported	Cleared	Reported	Cleared	Reported	Cleared	Reported	Cleared	Reported	Cleared	Reported	Cleared	Reported	Cleared
Arson	0	0	0	0	0	0	0	0	0	0	0	0	0	0
Assault Offenses	40	38	14	12	0	0	0	0	0	0	0	0	54	50
Bribery	0	0	0	0	0	0	0	0	0	0	0	0	0	0
Burglary/Breaking and Entering	40	5	27	3	0	0	0	0	0	0	0	0	67	8
Counterfeiting/Forgery	4	0	7	3	0	0	0	0	0	0	0	0	11	3
Destruction/Damage/Vandalism Of Property	17	10	9	2	0	0	0	0	0	0	0	0	26	12
Drug/Narcotic Offenses	21	4	5	5	0	0	0	0	0	0	3	0	29	9
Embezzlement	0	0	0	0	0	0	0	0	0	0	0	0	0	0
Extortion/Blackmail	0	0	1	0	0	0	0	0	0	0	0	0	1	0
Fraud Offenses	4	0	32	0	0	0	0	0	0	0	0	0	36	0
Gambling Offenses	2	0	0	0	0	0	0	0	0	0	0	0	2	0
Homicide Offenses	3	0	0	0	0	0	0	0	0	0	0	0	3	0
Kidnapping/Abduction	0	0	0	0	0	0	0	0	0	0	0	0	0	0
Larceny/Theft Offenses	41	16	46	7	0	0	0	0	0	0	0	0	87	23
Motor Vehicle Theft	12	4	1	0	0	0	0	0	0	0	0	0	13	4
Pornography/Obscene Material	1	0	0	0	0	0	0	0	0	0	0	0	1	0
Prostitution Offenses	0	0	0	0	0	0	0	0	0	0	0	0	0	0
Robbery	0	0	0	0	0	0	0	0	0	0	0	0	0	0
Sex Offenses, Forcible	11	5	2	0	0	0	0	0	0	0	0	0	13	5
Sex Offenses, Nonforcible	0	0	0	0	0	0	0	0	0	0	0	0	0	0
Stolen Property Offenses (Receiving, etc.)	3	2	4	4	0	0	0	0	0	0	0	0	7	6
Weapon Law Violations	0	0	2	2	0	0	0	0	0	0	0	0	2	2
Total	199	84	150	38	0	0	0	0	0	0	3	0	352	122

**LEWIS
COUNTY**

Group A Offenses By Category	State Police		Sheriff		Vanceburg		All Other Agencies		Total	
	Offenses		Offenses		Offenses		Offenses		Offenses	
	Reported	Cleared	Reported	Cleared	Reported	Cleared	Reported	Cleared	Reported	Cleared
Arson	0	0	0	0	0	0	0	0	0	0
Assault Offenses	2	2	4	2	4	1	0	0	10	5
Bribery	0	0	0	0	0	0	0	0	0	0
Burglary/Breaking and Entering	3	0	18	5	0	0	0	0	21	5
Counterfeiting/Forgery	1	1	1	1	0	0	0	0	2	2
Destruction/Damage/Vandalism Of Property	1	0	3	1	2	1	0	0	6	2
Drug/Narcotic Offenses	10	2	7	6	4	3	31	29	52	40
Embezzlement	0	0	0	0	0	0	0	0	0	0
Extortion/Blackmail	0	0	0	0	0	0	0	0	0	0
Fraud Offenses	0	0	1	1	0	0	0	0	1	1
Gambling Offenses	0	0	0	0	0	0	0	0	0	0
Homicide Offenses	1	0	1	0	0	0	0	0	2	0
Kidnapping/Abduction	0	0	0	0	0	0	0	0	0	0
Larceny/Theft Offenses	3	0	14	5	9	1	1	1	27	7
Motor Vehicle Theft	0	0	1	1	2	0	0	0	3	1
Pornography/Obscene Material	0	0	0	0	0	0	0	0	0	0
Prostitution Offenses	0	0	0	0	0	0	0	0	0	0
Robbery	0	0	0	0	0	0	0	0	0	0
Sex Offenses, Forcible	16	13	5	0	0	0	0	0	21	13
Sex Offenses, Nonforcible	8	7	0	0	0	0	0	0	8	7
Stolen Property Offenses (Receiving, etc.)	1	0	4	2	1	0	0	0	6	2
Weapon Law Violations	0	0	5	5	1	1	0	0	6	6
Total	46	25	64	29	23	7	32	30	165	91

**LINCOLN
COUNTY**

Group A Offenses By Category	State Police		Sheriff		Stanford		All Other Agencies		Total	
	Offenses		Offenses		Offenses		Offenses		Offenses	
	Reported	Cleared	Reported	Cleared	Reported	Cleared	Reported	Cleared	Reported	Cleared
Arson	3	1	0	0	0	0	0	0	3	1
Assault Offenses	18	11	15	12	18	17	1	1	52	41
Bribery	0	0	0	0	0	0	0	0	0	0
Burglary/Breaking and Entering	11	0	29	8	6	3	0	0	46	11
Counterfeiting/Forgery	28	19	1	0	2	1	0	0	31	20
Destruction/Damage/Vandalism Of Property	0	0	2	2	1	1	0	0	3	3
Drug/Narcotic Offenses	41	13	17	16	49	49	6	5	113	83
Embezzlement	0	0	0	0	0	0	0	0	0	0
Extortion/Blackmail	0	0	0	0	0	0	0	0	0	0
Fraud Offenses	6	1	0	0	1	1	0	0	7	2
Gambling Offenses	0	0	0	0	0	0	0	0	0	0
Homicide Offenses	4	3	0	0	0	0	0	0	4	3
Kidnapping/Abduction	0	0	1	1	0	0	0	0	1	1
Larceny/Theft Offenses	35	24	23	9	16	11	0	0	74	44
Motor Vehicle Theft	1	0	16	0	8	1	0	0	25	1
Pornography/Obscene Material	1	0	0	0	0	0	0	0	1	0
Prostitution Offenses	0	0	0	0	0	0	0	0	0	0
Robbery	0	0	0	0	2	0	0	0	2	0
Sex Offenses, Forcible	9	4	0	0	3	0	0	0	12	4
Sex Offenses, Nonforcible	0	0	0	0	0	0	0	0	0	0
Stolen Property Offenses (Receiving, etc.)	4	3	4	1	0	0	0	0	8	4
Weapon Law Violations	140	139	3	2	0	0	0	0	143	141
Total	301	218	111	51	106	84	7	6	525	359

**LIVINGSTON
COUNTY**

Group A Offenses By Category	State Police		Sheriff		All Other Agencies		-		Total	
	Offenses		Offenses		Offenses		Offenses		Offenses	
	Reported	Cleared	Reported	Cleared	Reported	Cleared	Reported	Cleared	Reported	Cleared
Arson	1	1	1	0	0	0			2	1
Assault Offenses	53	53	25	6	0	0			78	59
Bribery	0	0	0	0	0	0			0	0
Burglary/Breaking and Entering	10	3	39	1	0	0			49	4
Counterfeiting/Forgery	0	0	5	0	0	0			5	0
Destruction/Damage/Vandalism Of Property	18	16	34	1	0	0			52	17
Drug/Narcotic Offenses	63	57	40	13	37	23			140	93
Embezzlement	0	0	0	0	0	0			0	0
Extortion/Blackmail	0	0	0	0	0	0			0	0
Fraud Offenses	4	2	4	0	0	0			8	2
Gambling Offenses	0	0	0	0	0	0			0	0
Homicide Offenses	0	0	0	0	0	0			0	0
Kidnapping/Abduction	0	0	3	0	0	0			3	0
Larceny/Theft Offenses	29	19	69	1	0	0			98	20
Motor Vehicle Theft	0	0	10	1	1	0			11	1
Pornography/Obscene Material	0	0	0	0	0	0			0	0
Prostitution Offenses	0	0	0	0	0	0			0	0
Robbery	0	0	0	0	0	0			0	0
Sex Offenses, Forcible	4	1	7	0	0	0			11	1
Sex Offenses, Nonforcible	1	1	0	0	0	0			1	1
Stolen Property Offenses (Receiving, etc.)	13	11	1	1	0	0			14	12
Weapon Law Violations	11	11	0	0	0	0			11	11
Total	207	175	238	24	38	23	0	0	483	222

**LOGAN
COUNTY**

Group A Offenses By Category	State Police		Sheriff		Russellville		Auburn		Lewisburg	
	Reported	Cleared	Reported	Cleared	Reported	Cleared	Reported	Cleared	Reported	Cleared
Arson	0	0	2	1	0	0	0	0	0	0
Assault Offenses	10	10	113	78	96	26	13	4	1	1
Bribery	0	0	1	1	0	0	0	0	0	0
Burglary/Breaking and Entering	1	0	68	7	54	13	4	3	2	0
Counterfeiting/Forgery	0	0	17	0	54	3	0	0	0	0
Destruction/Damage/Vandalism Of Property	1	0	51	19	65	8	2	1	0	0
Drug/Narcotic Offenses	5	5	240	213	105	59	13	9	3	3
Embezzlement	0	0	0	0	0	0	0	0	0	0
Extortion/Blackmail	0	0	0	0	0	0	0	0	0	0
Fraud Offenses	4	2	14	3	6	1	3	1	0	0
Gambling Offenses	0	0	0	0	0	0	0	0	0	0
Homicide Offenses	0	0	2	2	0	0	0	0	0	0
Kidnapping/Abduction	1	1	2	1	5	0	1	0	0	0
Larceny/Theft Offenses	1	0	132	10	221	50	10	2	2	1
Motor Vehicle Theft	1	0	5	0	14	5	2	2	0	0
Pornography/Obscene Material	0	0	4	0	0	0	0	0	0	0
Prostitution Offenses	0	0	0	0	0	0	0	0	0	0
Robbery	0	0	1	1	2	1	0	0	0	0
Sex Offenses, Forcible	41	41	66	6	65	4	6	0	0	0
Sex Offenses, Nonforcible	1	1	0	0	5	0	20	0	0	0
Stolen Property Offenses (Receiving, etc.)	0	0	21	6	4	1	2	1	0	0
Weapon Law Violations	1	1	13	12	9	1	2	2	0	0
Total	67	61	752	360	705	172	78	25	8	5

**LOGAN
COUNTY**

Group A Offenses By Category	South Central TF		Adairville PD		All Other Agencies		Total	
	Offenses		Offenses		Offenses		Offenses	
	Reported	Cleared	Reported	Cleared	Reported	Cleared	Reported	Cleared
Arson	0	0	0	0	0	0	2	1
Assault Offenses	2	2	0	0	1	1	236	122
Bribery	0	0	0	0	0	0	1	1
Burglary/Breaking and Entering	0	0	0	0	0	0	129	23
Counterfeiting/Forgery	2	0	0	0	1	0	74	3
Destruction/Damage/Vandalism Of Property	0	0	0	0	0	0	119	28
Drug/Narcotic Offenses	313	73	2	2	0	0	681	364
Embezzlement	0	0	0	0	0	0	0	0
Extortion/Blackmail	0	0	0	0	0	0	0	0
Fraud Offenses	1	0	0	0	2	0	30	7
Gambling Offenses	0	0	0	0	0	0	0	0
Homicide Offenses	0	0	0	0	0	0	2	2
Kidnapping/Abduction	0	0	0	0	0	0	9	2
Larceny/Theft Offenses	4	2	0	0	1	0	371	65
Motor Vehicle Theft	0	0	0	0	0	0	22	7
Pornography/Obscene Material	0	0	0	0	0	0	4	0
Prostitution Offenses	0	0	0	0	0	0	0	0
Robbery	0	0	0	0	0	0	3	2
Sex Offenses, Forcible	0	0	0	0	0	0	178	51
Sex Offenses, Nonforcible	0	0	0	0	0	0	26	1
Stolen Property Offenses (Receiving, etc.)	1	0	0	0	0	0	28	8
Weapon Law Violations	0	0	0	0	1	1	26	17
Total	323	77	2	2	6	2	1941	704

**LYON
COUNTY**

Group A Offenses By Category	State Police		Sheriff		Eddyville		All Other Agencies		Total	
	Offenses		Offenses		Offenses		Offenses		Offenses	
	Reported	Cleared	Reported	Cleared	Reported	Cleared	Reported	Cleared	Reported	Cleared
Arson	1	1	0	0	0	0	0	0	1	1
Assault Offenses	40	36	4	2	12	8	0	0	56	46
Bribery	1	1	0	0	0	0	0	0	1	1
Burglary/Breaking and Entering	9	3	17	7	10	6	0	0	36	16
Counterfeiting/Forgery	5	4	31	25	3	3	0	0	39	32
Destruction/Damage/Vandalism Of Property	10	6	7	0	13	8	0	0	30	14
Drug/Narcotic Offenses	96	91	5	3	14	14	12	1	127	109
Embezzlement	0	0	0	0	0	0	0	0	0	0
Extortion/Blackmail	0	0	0	0	0	0	0	0	0	0
Fraud Offenses	0	0	5	1	0	0	0	0	5	1
Gambling Offenses	0	0	0	0	0	0	0	0	0	0
Homicide Offenses	2	0	0	0	0	0	0	0	2	0
Kidnapping/Abduction	0	0	0	0	0	0	0	0	0	0
Larceny/Theft Offenses	13	5	71	3	21	8	0	0	105	16
Motor Vehicle Theft	0	0	1	0	0	0	0	0	1	0
Pornography/Obscene Material	1	1	0	0	0	0	0	0	1	1
Prostitution Offenses	0	0	0	0	0	0	0	0	0	0
Robbery	0	0	0	0	0	0	0	0	0	0
Sex Offenses, Forcible	2	1	0	0	0	0	0	0	2	1
Sex Offenses, Nonforcible	2	0	0	0	0	0	0	0	2	0
Stolen Property Offenses (Receiving, etc.)	8	6	4	2	1	1	0	0	13	9
Weapon Law Violations	33	33	0	0	0	0	0	0	33	33
Total	223	188	145	43	74	48	12	1	454	280

**MADISON
COUNTY**

Group A Offenses By Category	State Police		Sheriff		Berea		Richmond		EKU Police		All Other Agencies		Total	
	Offenses		Offenses		Offenses		Offenses		Offenses		Offenses		Offenses	
	Reported	Cleared	Reported	Cleared	Reported	Cleared	Reported	Cleared	Reported	Cleared	Reported	Cleared	Reported	Cleared
Arson	1	0	0	0	0	0	8	4	2	0	0	0	11	4
Assault Offenses	59	51	97	58	105	52	583	446	44	28	3	891	638	
Bribery	0	0	0	0	0	0	0	0	2	2	0	2	2	2
Burglary/Breaking and Entering	99	13	130	8	100	7	377	102	38	5	0	744	135	
Counterfeiting/Forgery	4	2	13	3	36	7	259	200	4	2	0	316	214	
Destruction/Damage/Vandalism Of Property	19	7	94	13	59	7	393	86	89	8	0	654	121	
Drug/Narcotic Offenses	109	78	96	54	259	231	922	800	18	18	1	1405	1182	
Embezzlement	0	0	0	0	0	0	0	0	0	0	0	0	0	0
Extortion/Blackmail	0	0	0	0	0	0	0	0	0	0	0	0	0	0
Fraud Offenses	29	9	22	1	47	8	188	92	12	9	0	298	119	
Gambling Offenses	0	0	0	0	0	0	0	0	0	0	0	0	0	0
Homicide Offenses	1	1	0	0	0	0	4	4	0	0	0	5	5	
Kidnapping/Abduction	1	0	2	1	5	5	18	16	4	3	3	33	28	
Larceny/Theft Offenses	141	39	257	25	298	33	1338	646	172	10	0	2206	753	
Motor Vehicle Theft	17	8	22	3	13	0	54	21	3	1	0	109	33	
Pornography/Obscene Material	5	4	0	0	2	1	7	2	0	0	0	14	7	
Prostitution Offenses	0	0	0	0	0	0	0	0	0	0	0	0	0	0
Robbery	4	0	0	0	6	2	52	33	0	0	0	62	35	
Sex Offenses, Forcible	14	3	13	7	7	4	18	7	4	2	0	56	23	
Sex Offenses, Nonforcible	0	0	2	1	0	0	3	1	0	0	0	5	2	
Stolen Property Offenses (Receiving, etc.)	25	23	15	2	9	6	91	81	6	4	0	146	116	
Weapon Law Violations	5	5	2	2	14	12	27	24	0	0	0	48	43	
Total	533	243	765	178	960	375	4342	2565	398	92	7	7005	3460	

**MAGOFFIN
COUNTY**

Group A Offenses By Category	State Police		Sheriff		Salyersville		All Other Agencies		Total	
	Offenses		Offenses		Offenses		Offenses		Offenses	
	Reported	Cleared	Reported	Cleared	Reported	Cleared	Reported	Cleared	Reported	Cleared
Arson	2	1	0	0	0	0	0	0	2	1
Assault Offenses	14	13	5	0	0	0	0	0	19	13
Bribery	0	0	0	0	0	0	0	0	0	0
Burglary/Breaking and Entering	12	4	3	2	0	0	0	0	15	6
Counterfeiting/Forgery	0	0	0	0	0	0	0	0	0	0
Destruction/Damage/Vandalism Of Property	1	1	4	0	0	0	0	0	5	1
Drug/Narcotic Offenses	64	28	0	0	0	0	38	0	102	28
Embezzlement	0	0	0	0	0	0	0	0	0	0
Extortion/Blackmail	0	0	0	0	0	0	0	0	0	0
Fraud Offenses	1	0	1	0	0	0	0	0	2	0
Gambling Offenses	0	0	0	0	0	0	0	0	0	0
Homicide Offenses	0	0	0	0	1	1	0	0	1	1
Kidnapping/Abduction	0	0	1	0	0	0	0	0	1	0
Larceny/Theft Offenses	3	0	11	0	1	1	0	0	15	1
Motor Vehicle Theft	1	0	9	0	0	0	0	0	10	0
Pornography/Obscene Material	0	0	0	0	0	0	0	0	0	0
Prostitution Offenses	0	0	0	0	0	0	0	0	0	0
Robbery	0	0	0	0	0	0	0	0	0	0
Sex Offenses, Forcible	8	3	0	0	0	0	0	0	8	3
Sex Offenses, Nonforcible	1	0	0	0	0	0	0	0	1	0
Stolen Property Offenses (Receiving, etc.)	1	1	0	0	0	0	0	0	1	1
Weapon Law Violations	0	0	2	2	0	0	0	0	2	2
Total	108	51	36	4	2	2	38	0	184	57

**MARION
COUNTY**

Group A Offenses By Category	State Police		Sheriff		Lebanon		All Other Agencies		Total	
	Offenses		Offenses		Offenses		Offenses		Offenses	
	Reported	Cleared	Reported	Cleared	Reported	Cleared	Reported	Cleared	Reported	Cleared
Arson	2	0	0	0	0	0	0	0	2	0
Assault Offenses	27	22	11	9	39	28	0	0	77	59
Bribery	1	1	0	0	0	0	0	0	1	1
Burglary/Breaking and Entering	3	2	34	3	55	9	0	0	92	14
Counterfeiting/Forgery	0	0	78	3	21	6	0	0	99	9
Destruction/Damage/Vandalism Of Property	3	2	16	2	38	10	0	0	57	14
Drug/Narcotic Offenses	50	21	13	3	118	93	0	0	181	117
Embezzlement	0	0	0	0	0	0	0	0	0	0
Extortion/Blackmail	0	0	0	0	0	0	0	0	0	0
Fraud Offenses	1	0	11	0	15	1	0	0	27	1
Gambling Offenses	0	0	0	0	0	0	0	0	0	0
Homicide Offenses	1	1	0	0	0	0	0	0	1	1
Kidnapping/Abduction	0	0	0	0	2	1	0	0	2	1
Larceny/Theft Offenses	0	0	35	3	89	31	0	0	124	34
Motor Vehicle Theft	0	0	3	0	4	0	0	0	7	0
Pornography/Obscene Material	1	0	0	0	0	0	0	0	1	0
Prostitution Offenses	0	0	0	0	0	0	0	0	0	0
Robbery	1	0	1	1	1	0	0	0	3	1
Sex Offenses, Forcible	18	15	2	0	6	0	0	0	26	15
Sex Offenses, Nonforcible	2	1	0	0	1	0	0	0	3	1
Stolen Property Offenses (Receiving, etc.)	0	0	3	0	4	3	0	0	7	3
Weapon Law Violations	6	2	1	0	4	2	0	0	11	4
Total	116	67	208	24	397	184	0	0	721	275

Marshall County

A CRIME IS COMMITTED IN MARSHALL COUNTY
EVERY 7 HOURS AND 15 MINUTES

FULL TIME SWORN LAW ENFORCEMENT EMPLOYEES

Agency	Male	Female	Total
STATE POLICE	36	1	37
MARSHALL COUNTY SHERIFF'S OFFICE	20	2	22
BENTON POLICE DEPARTMENT	8	0	8
CALVERT CITY POLICE DEPARTMENT	6	0	6

**Kentucky State Police Troopers may be assigned to multiple counties per post.



County Seat: Benton
Population: 31,107
Registered Sex Offenders: 47

**MARSHALL
COUNTY**

Group A Offenses By Category	State Police		Sheriff		Benton		Calvert City		All Other Agencies		Total	
	Offenses		Offenses		Offenses		Offenses		Offenses		Offenses	
	Reported	Cleared	Reported	Cleared	Reported	Cleared	Reported	Cleared	Reported	Cleared	Reported	Cleared
Arson	1	0	2	0	0	0	0	0	0	0	3	0
Assault Offenses	9	8	95	46	23	16	14	10	0	0	141	80
Bribery	0	0	0	0	1	0	0	0	0	0	1	0
Burglary/Breaking and Entering	8	0	110	10	23	8	6	2	0	0	147	20
Counterfeiting/Forgery	2	1	48	32	2	1	9	8	0	0	61	42
Destruction/Damage/Vandalism Of Property	7	4	84	13	7	2	4	0	0	0	102	19
Drug/Narcotic Offenses	46	35	168	150	32	28	51	51	42	28	339	292
Embezzlement	0	0	0	0	0	0	0	0	0	0	0	0
Extortion/Blackmail	0	0	2	2	0	0	0	0	0	0	2	2
Fraud Offenses	7	6	24	1	8	2	2	1	0	0	41	10
Gambling Offenses	0	0	0	0	0	0	0	0	0	0	0	0
Homicide Offenses	0	0	5	3	0	0	0	0	0	0	5	3
Kidnapping/Abduction	0	0	1	0	0	0	0	0	0	0	1	0
Larceny/Theft Offenses	7	2	151	18	58	21	25	13	0	0	241	54
Motor Vehicle Theft	2	1	16	5	1	0	1	1	0	0	20	7
Pornography/Obscene Material	1	0	0	0	0	0	0	0	0	0	1	0
Prostitution Offenses	0	0	0	0	0	0	0	0	0	0	0	0
Robbery	0	0	1	0	0	0	0	0	0	0	1	0
Sex Offenses, Forcible	14	9	16	11	0	0	0	0	0	0	30	20
Sex Offenses, Nonforcible	6	6	1	1	0	0	0	0	0	0	7	7
Stolen Property Offenses (Receiving, etc.)	5	3	13	8	3	0	5	1	0	0	26	12
Weapon Law Violations	9	8	22	17	1	1	0	0	5	2	37	28
Total	124	83	759	317	169	79	117	87	47	30	1206	596

Martin County

A CRIME IS COMMITTED IN MARTIN COUNTY
EVERY 2 DAYS AND 5 HOURS

FULL TIME SWORN LAW ENFORCEMENT EMPLOYEES

Agency	Male	Female	Total
STATE POLICE	56	1	57
MARTIN COUNTY SHERIFF'S OFFICE	6	0	6
INEZ POLICE DEPARTMENT	1	0	1

**Kentucky State Police Troopers may be assigned to multiple counties per post.



County Seat: Inez
Population: 12,647
Registered Sex Offenders: 14

**MARTIN
COUNTY**

Group A Offenses By Category	State Police				Sheriff				Inez				All Other Agencies				Total	
	Offenses		Offenses		Offenses		Offenses		Offenses		Offenses		Offenses		Offenses			
	Reported	Cleared	Reported	Cleared	Reported	Cleared	Reported	Cleared	Reported	Cleared	Reported	Cleared	Reported	Cleared	Reported	Cleared		
Arson	1	0	1	1	0	0	0	0	0	0	0	0	0	0	2	1		
Assault Offenses	7	4	9	5	0	0	0	0	0	0	0	0	0	16	9			
Bribery	0	0	0	0	0	0	0	0	0	0	0	0	0	0	0	0		
Burglary/Breaking and Entering	3	0	19	1	2	2	1	0	0	0	0	0	0	24	3			
Counterfeiting/Forgery	2	1	3	0	1	0	0	0	0	0	0	0	0	6	1			
Destruction/Damage/Vandalism Of Property	0	0	3	0	1	1	0	0	0	0	0	0	0	4	1			
Drug/Narcotic Offenses	21	3	1	0	0	0	0	0	0	0	0	0	0	22	3			
Embezzlement	0	0	0	0	0	0	0	0	0	0	0	0	0	0	0			
Extortion/Blackmail	0	0	0	0	0	0	0	0	0	0	0	0	0	0	0			
Fraud Offenses	1	0	2	0	0	0	0	0	0	0	0	0	0	3	0			
Gambling Offenses	0	0	0	0	0	0	0	0	0	0	0	0	0	0	0			
Homicide Offenses	2	2	0	0	0	0	0	0	0	0	0	0	0	2	2			
Kidnapping/Abduction	0	0	0	0	0	0	0	0	0	0	0	0	0	0	0			
Larceny/Theft Offenses	6	1	52	12	1	0	0	0	0	0	0	0	0	59	13			
Motor Vehicle Theft	2	0	10	0	0	0	0	0	0	0	0	0	0	12	0			
Pornography/Obscene Material	5	5	0	0	0	0	0	0	0	0	0	0	0	5	5			
Prostitution Offenses	0	0	0	0	0	0	0	0	0	0	0	0	0	0	0			
Robbery	0	0	0	0	0	0	0	0	0	0	0	0	0	0	0			
Sex Offenses, Forcible	6	3	0	0	0	0	0	0	0	0	0	0	0	6	3			
Sex Offenses, Nonforcible	0	0	0	0	0	0	0	0	0	0	0	0	0	0	0			
Stolen Property Offenses (Receiving, etc.)	1	1	0	0	1	0	0	0	0	0	0	0	0	2	1			
Weapon Law Violations	0	0	1	1	0	0	0	0	0	0	0	0	0	1	1			
Total	57	20	101	20	6	3	20	6	3	0	0	164	43					

Mason County

A CRIME IS COMMITTED IN MASON COUNTY
EVERY 6 HOURS AND 43 MINUTES

FULL TIME SWORN LAW ENFORCEMENT EMPLOYEES

Agency	Male	Female	Total
STATE POLICE	43	1	44
MASON COUNTY SHERIFF'S OFFICE	12	0	12
MAYSVILLE POLICE DEPARTMENT	22	2	24

**Kentucky State Police Troopers may be assigned to multiple counties per post.



County Seat: Maysville
Population: 17,278
Registered Sex Offenders: 31

**MASON
COUNTY**

Group A Offenses By Category	State Police			Sheriff			Maysville			All Other Agencies			Total	
	Offenses			Offenses			Offenses			Offenses			Offenses	
	Reported	Cleared		Reported	Cleared		Reported	Cleared		Reported	Cleared		Reported	Cleared
Arson	0	0	0	0	0	0	1	1	0	0	0	1	1	1
Assault Offenses	3	1	48	31	31	31	144	48	0	0	0	195	80	80
Bribery	0	0	0	0	0	0	0	0	0	0	0	0	0	0
Burglary/Breaking and Entering	0	0	74	12	12	12	90	13	0	0	0	164	25	25
Counterfeiting/Forgery	1	0	2	0	0	0	88	4	0	0	0	91	4	4
Destruction/Damage/Vandalism Of Property	0	0	13	2	2	2	117	15	0	0	0	130	17	17
Drug/Narcotic Offenses	6	2	45	17	17	17	148	101	0	0	0	199	120	120
Embezzlement	0	0	0	0	0	0	0	0	0	0	0	0	0	0
Extortion/Blackmail	0	0	0	0	0	0	0	0	0	0	0	0	0	0
Fraud Offenses	1	0	17	0	0	0	23	3	0	0	0	41	3	3
Gambling Offenses	0	0	0	0	0	0	0	0	0	0	0	0	0	0
Homicide Offenses	0	0	1	0	0	0	1	0	0	0	0	2	0	0
Kidnapping/Abduction	1	0	0	0	0	0	0	0	0	0	0	1	0	0
Larceny/Theft Offenses	4	0	75	23	23	23	313	72	0	0	0	392	95	95
Motor Vehicle Theft	1	0	8	1	1	1	13	1	0	0	0	22	2	2
Pornography/Obscene Material	5	3	1	1	1	1	0	0	0	0	0	6	4	4
Prostitution Offenses	0	0	1	0	0	0	0	0	0	0	0	1	0	0
Robbery	0	0	2	0	0	0	9	6	0	0	0	11	6	6
Sex Offenses, Forcible	5	0	0	0	0	0	7	1	0	0	0	12	1	1
Sex Offenses, Nonforcible	5	5	0	0	0	0	1	0	0	0	0	6	5	5
Stolen Property Offenses (Receiving, etc.)	0	0	11	3	3	3	11	7	0	0	0	22	10	10
Weapon Law Violations	2	1	1	1	1	1	3	3	0	0	0	6	5	5
Total	34	12	299	91	91	91	969	275	0	0	0	1302	378	378

McCracken County

A CRIME IS COMMITTED IN MCCRACKEN COUNTY
EVERY 1 HOUR AND 31 MINUTES

FULL TIME SWORN LAW ENFORCEMENT EMPLOYEES

Agency	Male	Female	Total
STATE POLICE	36	1	37
MCCRACKEN COUNTY SHERIFF'S OFFICE	33	4	37
PADUCAH POLICE DEPARTMENT	68	6	74
MCCRACKEN CO. SCHOOLS	7	0	7

**Kentucky State Police Troopers may be assigned to multiple counties per post.



County Seat: Paducah
Population: 65,373
Registered Sex Offenders: 124

**MCCRACKEN
COUNTY**

Group A Offenses By Category	State Police		Sheriff		Paducah		McCracken Co. School		All Other Agencies		Total	
	Offenses		Offenses		Offenses		Offenses		Offenses		Offenses	
	Reported	Cleared	Reported	Cleared	Reported	Cleared	Reported	Cleared	Reported	Cleared	Reported	Cleared
Arson	0	0	4	1	4	1	0	0	0	0	8	2
Assault Offenses	12	6	438	246	644	192	6	1	0	0	1100	445
Bribery	2	1	2	1	0	0	0	0	0	0	4	2
Burglary/Breaking and Entering	0	0	115	16	140	28	0	0	0	0	255	44
Counterfeiting/Forgery	8	8	111	30	88	53	0	0	0	0	207	91
Destruction/Damage/Vandalism Of Property	3	2	159	56	342	31	1	0	0	0	505	89
Drug/Narcotic Offenses	61	51	344	291	1076	970	3	1	0	0	1484	1313
Embezzlement	0	0	0	0	0	0	0	0	0	0	0	0
Extortion/Blackmail	0	0	0	0	0	0	0	0	0	0	0	0
Fraud Offenses	7	5	58	9	121	47	1	0	1	0	188	61
Gambling Offenses	0	0	0	0	0	0	0	0	0	0	0	0
Homicide Offenses	0	0	1	1	1	1	0	0	0	0	2	2
Kidnapping/Abduction	1	1	3	0	6	3	0	0	0	0	10	4
Larceny/Theft Offenses	11	4	402	63	1180	381	5	0	0	0	1598	448
Motor Vehicle Theft	2	0	24	1	55	12	0	0	0	0	81	13
Pornography/Obscene Material	12	10	2	0	4	1	0	0	0	0	18	11
Prostitution Offenses	0	0	2	2	0	0	0	0	0	0	2	2
Robbery	1	0	8	4	27	11	0	0	0	0	36	15
Sex Offenses, Forcible	22	13	34	15	37	29	0	0	0	0	93	57
Sex Offenses, Nonforcible	0	0	3	0	1	1	0	0	0	0	4	1
Stolen Property Offenses (Receiving, etc.)	0	0	21	18	31	27	0	0	0	0	52	45
Weapon Law Violations	2	1	29	29	44	39	0	0	0	0	75	69
Total	144	102	1760	783	3801	1827	16	2	1	0	5722	2714

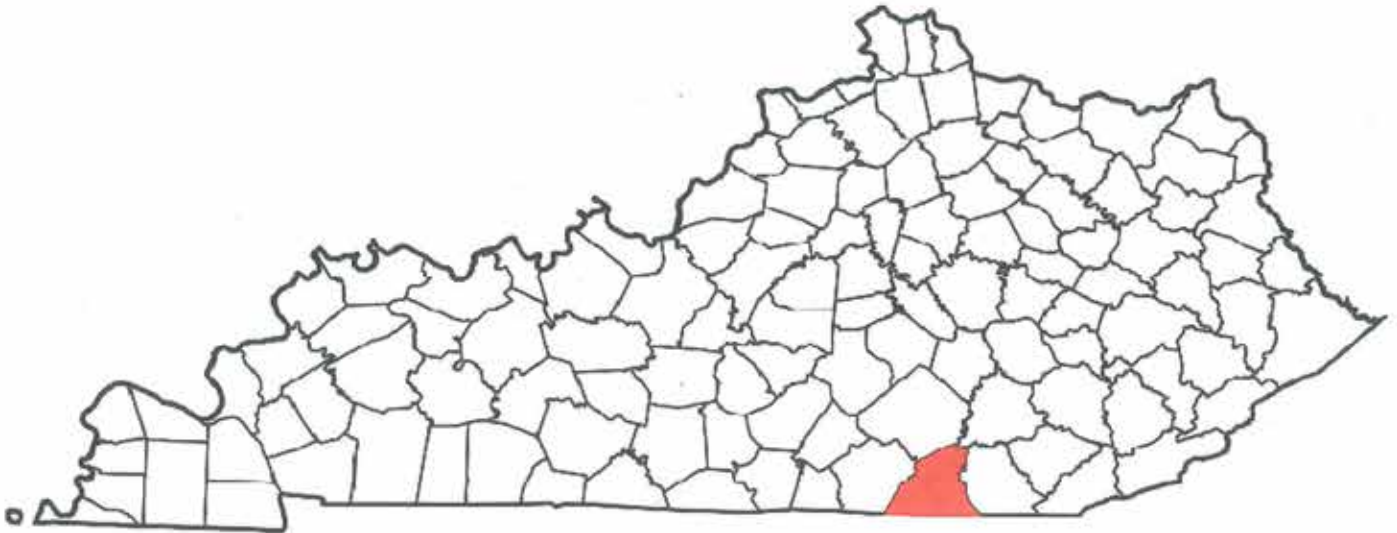
McCreary County

A CRIME IS COMMITTED IN MCCREARY COUNTY
EVERY 1 DAY AND 3 HOURS

FULL TIME SWORN LAW ENFORCEMENT EMPLOYEES

Agency	Male	Female	Total
STATE POLICE	40	2	42
MCCREARY COUNTY SHERIFF'S OFFICE	6	0	6

**Kentucky State Police Troopers may be assigned to multiple counties per post.



County Seat: Whitley City
Population: 17,989
Registered Sex Offenders: 27

**MCCREARY
COUNTY**

Group A Offenses By Category	State Police		Sheriff		All Other Agencies		Total	
	Offenses		Offenses		Offenses		Offenses	
	Reported	Cleared	Reported	Cleared	Reported	Cleared	Reported	Cleared
Arson	7	0	0	0	0	0	7	0
Assault Offenses	17	14	2	0	0	0	19	14
Bribery	0	0	0	0	0	0	0	0
Burglary/Breaking and Entering	25	0	22	0	1	0	48	0
Counterfeiting/Forgery	18	18	0	0	0	0	18	18
Destruction/Damage/Vandalism Of Property	8	3	20	0	0	0	28	3
Drug/Narcotic Offenses	51	23	6	0	2	0	59	23
Embezzlement	0	0	0	0	0	0	0	0
Extortion/Blackmail	0	0	0	0	0	0	0	0
Fraud Offenses	4	3	3	0	0	0	7	3
Gambling Offenses	0	0	0	0	0	0	0	0
Homicide Offenses	1	1	0	0	0	0	1	1
Kidnapping/Abduction	1	1	0	0	0	0	1	1
Larceny/Theft Offenses	39	27	44	0	0	0	83	27
Motor Vehicle Theft	6	1	15	1	0	0	21	2
Pornography/Obscene Material	1	1	0	0	0	0	1	1
Prostitution Offenses	0	0	0	0	0	0	0	0
Robbery	2	1	3	0	0	0	5	1
Sex Offenses, Forcible	8	5	0	0	0	0	8	5
Sex Offenses, Nonforcible	3	1	0	0	0	0	3	1
Stolen Property Offenses (Receiving, etc.)	8	2	0	0	1	1	9	3
Weapon Law Violations	0	0	0	0	0	0	0	0
Total	199	101	115	1	4	1	318	103

McLean County

A CRIME IS COMMITTED IN MCLEAN COUNTY
EVERY 1 DAY AND 21 HOURS

FULL TIME SWORN LAW ENFORCEMENT EMPLOYEES

Agency	Male	Female	Total
STATE POLICE	32	0	32
MCLEAN COUNTY SCHOOLS POLICE	1	0	1
MCLEAN COUNTY SHERIFF'S OFFICE	7	0	7

**Kentucky State Police Troopers may be assigned to multiple counties per post.



County Seat: Calhoun
Population: 9,496
Registered Sex Offenders: 15

**MCLEAN
COUNTY**

Group A Offenses By Category	State Police		Sheriff		All Other Agencies		Total	
	Offenses		Offenses		Offenses		Offenses	
	Reported	Cleared	Reported	Cleared	Reported	Cleared	Reported	Cleared
Arson	0	0	0	0	0	0	0	0
Assault Offenses	6	5	12	12	0	0	18	17
Bribery	0	0	0	0	0	0	0	0
Burglary/Breaking and Entering	8	0	18	3	0	0	26	3
Counterfeiting/Forgery	7	7	14	10	0	0	21	17
Destruction/Damage/Vandalism Of Property	2	0	2	2	0	0	4	2
Drug/Narcotic Offenses	7	4	22	8	28	18	57	30
Embezzlement	0	0	0	0	0	0	0	0
Extortion/Blackmail	0	0	0	0	0	0	0	0
Fraud Offenses	0	0	6	0	0	0	6	0
Gambling Offenses	0	0	0	0	0	0	0	0
Homicide Offenses	0	0	0	0	0	0	0	0
Kidnapping/Abduction	0	0	0	0	0	0	0	0
Larceny/Theft Offenses	6	2	20	8	0	0	26	10
Motor Vehicle Theft	0	0	3	1	0	0	3	1
Pornography/Obscene Material	0	0	2	2	0	0	2	2
Prostitution Offenses	0	0	0	0	0	0	0	0
Robbery	0	0	1	0	0	0	1	0
Sex Offenses, Forcible	11	9	1	1	0	0	12	10
Sex Offenses, Nonforcible	0	0	0	0	0	0	0	0
Stolen Property Offenses (Receiving, etc.)	1	0	0	0	0	0	1	0
Weapon Law Violations	1	1	14	14	0	0	15	15
Total	49	28	115	61	28	0	192	107

Meade County

A CRIME IS COMMITTED IN MEADE COUNTY
EVERY 12 HOURS AND 15 MINUTES

FULL TIME SWORN LAW ENFORCEMENT EMPLOYEES

Agency	Male	Female	Total
STATE POLICE	46	1	47
MEADE COUNTY SHERIFF'S OFFICE	11	0	11
BRANDENBURG POLICE DEPARTMENT	5	0	5
MULDRAUGH POLICE DEPARTMENT	4	0	4

**Kentucky State Police Troopers may be assigned to multiple counties per post.



County Seat: Brandenburg
Population: 29,210
Registered Sex Offenders: 42

**MEADE
COUNTY**

Group A Offenses By Category	State Police		Sheriff		Brandenburg		Muldrough		All Other Agencies		Total	
	Offenses		Offenses		Offenses		Offenses		Offenses		Offenses	
	Reported	Cleared	Reported	Cleared	Reported	Cleared	Reported	Cleared	Reported	Cleared	Reported	Cleared
Arson	1	0	1	1	0	0	0	0	0	0	2	1
Assault Offenses	17	15	31	27	3	3	7	7	0	0	58	52
Bribery	0	0	0	0	0	0	0	0	0	0	0	0
Burglary/Breaking and Entering	8	0	87	9	5	1	6	4	0	0	106	14
Counterfeiting/Forgery	0	0	7	4	4	1	1	1	0	0	12	6
Destruction/Damage/Vandalism Of Property	1	1	37	21	5	2	11	4	0	0	54	28
Drug/Narcotic Offenses	38	21	120	120	24	23	41	38	0	0	223	202
Embezzlement	0	0	0	0	0	0	0	0	0	0	0	0
Extortion/Blackmail	0	0	0	0	0	0	0	0	0	0	0	0
Fraud Offenses	1	0	21	5	3	0	2	1	0	0	27	6
Gambling Offenses	0	0	0	0	0	0	0	0	0	0	0	0
Homicide Offenses	3	1	1	1	0	0	0	0	0	0	4	2
Kidnapping/Abduction	0	0	4	4	1	1	0	0	0	0	5	5
Larceny/Theft Offenses	7	0	112	12	24	10	14	4	0	0	157	26
Motor Vehicle Theft	0	0	14	4	1	0	3	2	0	0	18	6
Pornography/Obscene Material	1	0	1	0	0	0	0	0	0	0	2	0
Prostitution Offenses	0	0	0	0	0	0	0	0	0	0	0	0
Robbery	1	1	0	0	0	0	0	0	0	0	1	1
Sex Offenses, Forcible	17	12	1	1	0	0	2	1	0	0	20	14
Sex Offenses, Nonforcible	3	3	0	0	0	0	0	0	0	0	3	3
Stolen Property Offenses (Receiving, etc.)	0	0	7	6	4	3	1	0	0	0	12	9
Weapon Law Violations	1	1	7	7	1	1	2	2	0	0	11	11
Total	99	55	451	222	75	45	90	64	0	0	715	386

Menifee County

A CRIME IS COMMITTED IN MENIFEE COUNTY
EVERY 2 DAYS AND 6 HOURS

FULL TIME SWORN LAW ENFORCEMENT EMPLOYEES

Agency	Male	Female	Total
STATE POLICE	43	1	44
MENIFEE COUNTY SHERIFF'S OFFICE	12	2	14

**Kentucky State Police Troopers may be assigned to multiple counties per post.



County Seat: Frenchburg
Population: 6,288
Registered Sex Offenders: 7

**MENIFEE
COUNTY**

Group A Offenses By Category	State Police		Sheriff		All Other Agencies		Total	
	Offenses		Offenses		Offenses		Offenses	
	Reported	Cleared	Reported	Cleared	Reported	Cleared	Reported	Cleared
Arson	1	0	0	0	0	0	1	0
Assault Offenses	8	7	42	1	0	0	50	8
Bribery	0	0	0	0	0	0	0	0
Burglary/Breaking and Entering	9	0	19	0	0	0	28	0
Counterfeiting/Forgery	1	0	16	0	0	0	17	0
Destruction/Damage/Vandalism Of Property	1	0	8	3	0	0	9	3
Drug/Narcotic Offenses	4	0	1	1	0	0	5	1
Embezzlement	0	0	0	0	0	0	0	0
Extortion/Blackmail	0	0	0	0	0	0	0	0
Fraud Offenses	0	0	4	0	0	0	4	0
Gambling Offenses	0	0	0	0	0	0	0	0
Homicide Offenses	0	0	0	0	0	0	0	0
Kidnapping/Abduction	0	0	1	1	0	0	1	1
Larceny/Theft Offenses	7	2	28	5	0	0	35	7
Motor Vehicle Theft	1	0	2	0	0	0	3	0
Pornography/Obscene Material	0	0	0	0	0	0	0	0
Prostitution Offenses	0	0	0	0	0	0	0	0
Robbery	0	0	0	0	0	0	0	0
Sex Offenses, Forcible	8	3	0	0	0	0	8	3
Sex Offenses, Nonforcible	0	0	0	0	0	0	0	0
Stolen Property Offenses (Receiving, etc.)	0	0	0	0	0	0	0	0
Weapon Law Violations	1	1	0	0	0	0	1	1
Total	41	13	121	11	0	0	162	24

Mercer County

A CRIME IS COMMITTED IN MERCER COUNTY
EVERY 9 HOURS AND 51 MINUTES

FULL TIME SWORN LAW ENFORCEMENT EMPLOYEES

Agency	Male	Female	Total
STATE POLICE	43	1	44
MERCER COUNTY SHERIFF'S OFFICE	7	2	9
HARRODSBURG POLICE DEPARTMENT	16	1	17

**Kentucky State Police Troopers may be assigned to multiple counties per post.



County Seat: Harrodsburg
Population: 21,349
Registered Sex Offenders: 119

**MERCER
COUNTY**

Group A Offenses By Category	State Police		Sheriff		Harrodsburg		All Other Agencies		Total	
	Offenses		Offenses		Offenses		Offenses		Offenses	
	Reported	Cleared	Reported	Cleared	Reported	Cleared	Reported	Cleared	Reported	Cleared
Arson	0	0	0	0	0	0	0	0	0	0
Assault Offenses	11	10	16	16	119	57	0	0	146	83
Bribery	0	0	0	0	0	0	0	0	0	0
Burglary/Breaking and Entering	6	1	40	11	72	10	0	0	118	22
Counterfeiting/Forgery	0	0	11	3	61	11	0	0	72	14
Destruction/Damage/Vandalism Of Property	2	0	11	3	35	6	0	0	48	9
Drug/Narcotic Offenses	4	0	48	41	81	64	0	0	133	105
Embezzlement	0	0	0	0	0	0	0	0	0	0
Extortion/Blackmail	0	0	0	0	1	0	0	0	1	0
Fraud Offenses	2	0	15	1	15	6	0	0	32	7
Gambling Offenses	0	0	0	0	0	0	0	0	0	0
Homicide Offenses	0	0	0	0	0	0	0	0	0	0
Kidnapping/Abduction	0	0	0	0	2	1	0	0	2	1
Larceny/Theft Offenses	1	0	32	3	192	64	0	0	225	67
Motor Vehicle Theft	0	0	6	0	5	1	0	0	11	1
Pornography/Obscene Material	0	0	0	0	56	13	0	0	56	13
Prostitution Offenses	0	0	0	0	0	0	0	0	0	0
Robbery	0	0	2	1	3	1	0	0	5	2
Sex Offenses, Forcible	1	1	4	1	6	4	0	0	11	6
Sex Offenses, Nonforcible	0	0	0	0	3	2	0	0	3	2
Stolen Property Offenses (Receiving, etc.)	1	1	1	0	4	3	0	0	6	4
Weapon Law Violations	0	0	12	12	7	4	0	0	19	16
Total	28	13	198	92	662	247	0	0	888	352

Metcalfe County

A CRIME IS COMMITTED IN METCALFE COUNTY
EVERY 1 DAY AND 22 HOURS

FULL TIME SWORN LAW ENFORCEMENT EMPLOYEES

Agency	Male	Female	Total
STATE POLICE	35	0	35
METCALFE COUNTY SHERIFF'S OFFICE	4	0	4
EDMONTON POLICE DEPARTMENT	6	0	6

**Kentucky State Police Troopers may be assigned to multiple counties per post.



County Seat: Edmonton
Population: 9,983
Registered Sex Offenders: 33

**METCALFE
COUNTY**

Group A Offenses By Category	State Police		Sheriff		Edmonton		All Other Agencies		Total	
	Offenses		Offenses		Offenses		Offenses		Offenses	
	Reported	Cleared	Reported	Cleared	Reported	Cleared	Reported	Cleared	Reported	Cleared
Arson	1	1	0	0	0	0	0	0	1	1
Assault Offenses	17	12	11	5	3	3	0	0	31	20
Bribery	0	0	0	0	0	0	0	0	0	0
Burglary/Breaking and Entering	10	2	32	4	3	0	0	0	45	6
Counterfeiting/Forgery	1	0	0	0	0	0	0	0	1	0
Destruction/Damage/Vandalism Of Property	2	1	9	3	1	0	0	0	12	4
Drug/Narcotic Offenses	12	5	12	7	0	0	0	0	24	12
Embezzlement	0	0	0	0	0	0	0	0	0	0
Extortion/Blackmail	0	0	0	0	0	0	0	0	0	0
Fraud Offenses	7	0	2	1	0	0	0	0	9	1
Gambling Offenses	0	0	0	0	0	0	0	0	0	0
Homicide Offenses	1	1	0	0	0	0	0	0	1	1
Kidnapping/Abduction	0	0	2	2	0	0	0	0	2	2
Larceny/Theft Offenses	5	3	33	6	4	1	0	0	42	10
Motor Vehicle Theft	2	0	1	0	0	0	0	0	3	0
Pornography/Obscene Material	0	0	0	0	0	0	0	0	0	0
Prostitution Offenses	0	0	0	0	0	0	0	0	0	0
Robbery	0	0	0	0	1	1	0	0	1	1
Sex Offenses, Forcible	10	8	1	0	0	0	0	0	11	8
Sex Offenses, Nonforcible	2	2	0	0	0	0	0	0	2	2
Stolen Property Offenses (Receiving, etc.)	2	2	1	0	0	0	0	0	3	2
Weapon Law Violations	1	0	1	1	0	0	0	0	2	1
Total	73	37	105	29	12	5	0	0	190	71

Monroe County

A CRIME IS COMMITTED IN MONROE COUNTY
EVERY 3 DAYS AND 23 HOURS

FULL TIME SWORN LAW ENFORCEMENT EMPLOYEES

Agency	Male	Female	Total
STATE POLICE	35	0	35
MONROE COUNTY SHERIFF'S OFFICE	3	0	3
TOMPKINSVILLE POLICE DEPARTMENT	9	0	9
GAMALIEL POLICE DEPARTMENT	1	0	1

**Kentucky State Police Troopers may be assigned to multiple counties per post.



County Seat: Tompkinsville
Population: 10,681
Registered Sex Offenders: 16

**MONROE
COUNTY**

Group A Offenses By Category	State Police		Sheriff		Tompkinsville		Gamaliel		All Other Agencies		Total	
	Offenses		Offenses		Offenses		Offenses		Offenses		Offenses	
	Reported	Cleared	Reported	Cleared	Reported	Cleared	Reported	Cleared	Reported	Cleared	Reported	Cleared
Arson	2	0	0	0	0	0	0	0	0	0	2	0
Assault Offenses	15	14	0	0	2	2	0	0	0	0	17	16
Bribery	0	0	0	0	0	0	0	0	0	0	0	0
Burglary/Breaking and Entering	13	2	0	0	2	2	0	0	0	0	15	4
Counterfeiting/Forgery	1	0	0	0	0	0	0	0	0	0	1	0
Destruction/Damage/Vandalism Of Property	1	0	0	0	1	1	0	0	0	0	2	1
Drug/Narcotic Offenses	15	7	0	0	2	2	0	0	0	0	17	9
Embezzlement	0	0	0	0	0	0	0	0	0	0	0	0
Extortion/Blackmail	0	0	0	0	0	0	0	0	0	0	0	0
Fraud Offenses	0	0	0	0	0	0	0	0	1	1	1	1
Gambling Offenses	1	1	0	0	0	0	0	0	0	0	1	1
Homicide Offenses	2	2	0	0	0	0	0	0	0	0	2	2
Kidnapping/Abduction	2	2	0	0	0	0	0	0	0	0	2	2
Larceny/Theft Offenses	7	0	1	1	1	1	0	0	0	0	9	2
Motor Vehicle Theft	3	2	0	0	3	2	0	0	0	0	6	4
Pornography/Obscene Material	1	0	0	0	0	0	0	0	0	0	1	0
Prostitution Offenses	0	0	0	0	0	0	0	0	0	0	0	0
Robbery	1	1	0	0	0	0	0	0	0	0	1	1
Sex Offenses, Forcible	13	7	0	0	0	0	0	0	0	0	13	7
Sex Offenses, Nonforcible	1	1	0	0	0	0	0	0	0	0	1	1
Stolen Property Offenses (Receiving, etc.)	1	0	0	0	0	0	0	0	0	0	1	0
Weapon Law Violations	0	0	0	0	0	0	0	0	0	0	0	0
Total	79	39	1	1	11	10	0	0	1	1	92	51

Montgomery County

A CRIME IS COMMITTED IN MONTGOMERY COUNTY
EVERY 4 HOURS AND 25 MINUTES

FULL TIME SWORN LAW ENFORCEMENT EMPLOYEES

Agency	Male	Female	Total
STATE POLICE	43	1	44
MONTGOMERY COUNTY SHERIFF'S OFFICE	15	2	17
MONTGOMERY COUNTY SCHOOL	4	1	5
MOUNT STERLING POLICE DEPARTMENT	20	1	21

**Kentucky State Police Troopers may be assigned to multiple counties per post.



County Seat: Mt. Sterling
Population: 27,251
Registered Sex Offenders: 46

**MONTGOMERY
COUNTY**

Group A Offenses By Category	State Police		Sheriff		Montgomery Co. School		Mount Sterling PD		All Other Agencies		Total	
	Offenses		Offenses		Offenses		Offenses		Offenses		Offenses	
	Reported	Cleared	Reported	Cleared	Reported	Cleared	Reported	Cleared	Reported	Cleared	Reported	Cleared
Arson	5	0	0	0	0	0	1	0	0	0	6	0
Assault Offenses	4	4	102	20	17	17	75	30	0	0	198	71
Bribery	0	0	0	0	0	0	0	0	0	0	0	0
Burglary/Breaking and Entering	8	1	192	2	0	0	63	8	0	0	263	11
Counterfeiting/Forgery	0	0	45	2	1	0	50	2	0	0	96	4
Destruction/Damage/Vandalism Of Property	2	2	114	4	4	3	71	2	0	0	191	11
Drug/Narcotic Offenses	43	22	80	36	20	15	192	91	18	3	353	167
Embezzlement	0	0	0	0	0	0	0	0	0	0	0	0
Extortion/Blackmail	0	0	0	0	0	0	0	0	0	0	0	0
Fraud Offenses	1	1	52	0	1	0	25	3	1	0	80	4
Gambling Offenses	0	0	1	0	0	0	0	0	0	0	1	0
Homicide Offenses	0	0	1	1	0	0	0	0	0	0	1	1
Kidnapping/Abduction	0	0	0	0	0	0	1	1	0	0	1	1
Larceny/Theft Offenses	7	4	285	11	4	2	339	160	0	0	635	177
Motor Vehicle Theft	1	0	20	0	0	0	15	1	0	0	36	1
Pornography/Obscene Material	2	0	1	1	0	0	0	0	0	0	3	1
Prostitution Offenses	0	0	0	0	0	0	0	0	0	0	0	0
Robbery	0	0	6	1	0	0	7	2	0	0	13	3
Sex Offenses, Forcible	34	29	2	0	1	1	7	1	0	0	44	31
Sex Offenses, Nonforcible	3	3	0	0	0	0	1	0	0	0	4	3
Stolen Property Offenses (Receiving, etc.)	2	1	21	5	5	4	11	4	0	0	39	14
Weapon Law Violations	0	0	5	5	2	2	6	2	1	1	14	10
Total	112	67	927	88	55	44	864	307	20	4	1978	510

Morgan County

A CRIME IS COMMITTED IN MORGAN COUNTY
EVERY 1 DAY AND 22 HOURS

FULL TIME SWORN LAW ENFORCEMENT EMPLOYEES

Agency	Male	Female	Total
STATE POLICE	43	1	44
MORGAN COUNTY SHERIFF'S OFFICE	3	0	3
WEST LIBERTY POLICE DEPARTMENT	7	1	8

**Kentucky State Police Troopers may be assigned to multiple counties per post.



County Seat: West Liberty
Population: 13,380
Registered Sex Offenders: 78

**MORGAN
COUNTY**

Group A Offenses By Category	State Police		Sheriff		West Liberty		All Other Agencies		Total	
	Offenses		Offenses		Offenses		Offenses		Offenses	
	Reported	Cleared	Reported	Cleared	Reported	Cleared	Reported	Cleared	Reported	Cleared
Arson	0	0	0	0	0	0	0	0	0	0
Assault Offenses	25	20	0	0	9	6	0	0	34	26
Bribery	0	0	0	0	1	1	0	0	1	1
Burglary/Breaking and Entering	19	1	0	0	6	1	0	0	25	2
Counterfeiting/Forgery	3	3	0	0	1	0	0	0	4	3
Destruction/Damage/Vandalism Of Property	1	1	0	0	3	0	0	0	4	1
Drug/Narcotic Offenses	28	22	0	0	31	22	0	0	59	44
Embezzlement	0	0	0	0	0	0	0	0	0	0
Extortion/Blackmail	0	0	0	0	0	0	0	0	0	0
Fraud Offenses	4	1	0	0	1	0	0	0	5	1
Gambling Offenses	0	0	0	0	0	0	0	0	0	0
Homicide Offenses	2	1	0	0	0	0	0	0	2	1
Kidnapping/Abduction	0	0	0	0	1	0	0	0	1	0
Larceny/Theft Offenses	12	3	0	0	16	2	0	0	28	5
Motor Vehicle Theft	3	0	0	0	0	0	0	0	3	0
Pornography/Obscene Material	3	0	0	0	0	0	0	0	3	0
Prostitution Offenses	0	0	0	0	0	0	0	0	0	0
Robbery	1	0	0	0	1	1	0	0	2	1
Sex Offenses, Forcible	8	2	0	0	0	0	0	0	8	2
Sex Offenses, Nonforcible	1	1	0	0	0	0	0	0	1	1
Stolen Property Offenses (Receiving, etc.)	2	1	0	0	1	0	0	0	3	1
Weapon Law Violations	3	3	0	0	1	1	0	0	4	4
Total	115	59	0	0	72	34	0	0	187	93

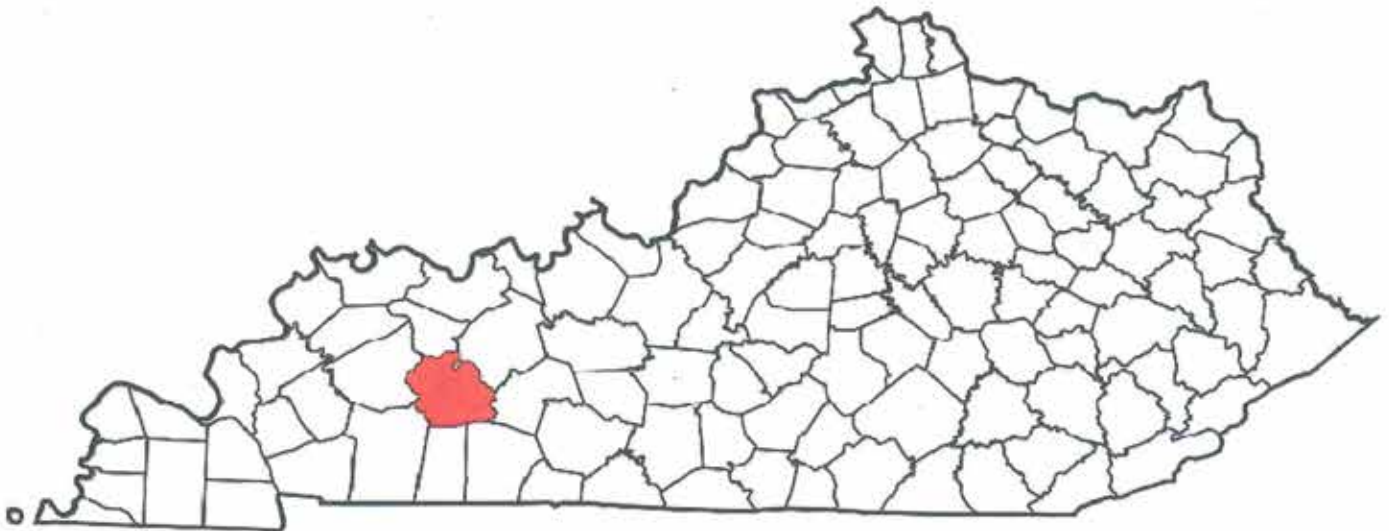
Muhlenberg County

A CRIME IS COMMITTED IN MUHLENBERG COUNTY
EVERY 8 HOURS AND 4 MINUTES

FULL TIME SWORN LAW ENFORCEMENT EMPLOYEES

Agency	Male	Female	Total
STATE POLICE	41	0	41
MUHLENBERG COUNTY SHERIFF'S OFFICE	12	2	14
GREENVILLE POLICE DEPARTMENT	9	0	9
CENTRAL CITY POLICE DEPARTMENT	12	0	12
MUHLENBERG COUNTY POLICE DEPT.	12	0	12
POWDERLY POLICE DEPARTMENT	2	0	2

**Kentucky State Police Troopers may be assigned to multiple counties per post.



County Seat: Greenville
Population: 31,179
Registered Sex Offenders: 83

**MUHLENBERG
COUNTY**

Group A Offenses By Category	State Police		Sheriff		Greenville		Central City		Muhlenberg Co. PD	
	Offenses		Offenses		Offenses		Offenses		Offenses	
	Reported	Cleared	Reported	Cleared	Reported	Cleared	Reported	Cleared	Reported	Cleared
Arson	5	0	0	0	0	0	0	0	0	0
Assault Offenses	26	24	14	12	3	3	22	22	2	2
Bribery	0	0	0	0	0	0	0	0	0	0
Burglary/Breaking and Entering	19	6	25	4	6	3	10	7	0	0
Counterfeiting/Forgery	2	1	8	6	1	0	2	2	0	0
Destruction/Damage/Vandalism Of Property	7	5	8	2	1	0	6	6	1	1
Drug/Narcotic Offenses	154	144	223	114	5	4	59	57	0	0
Embezzlement	0	0	0	0	0	0	0	0	0	0
Extortion/Blackmail	0	0	0	0	0	0	0	0	0	0
Fraud Offenses	2	0	17	0	1	1	1	1	0	0
Gambling Offenses	0	0	0	0	0	0	1	1	0	0
Homicide Offenses	2	0	0	0	0	0	1	1	0	0
Kidnapping/Abduction	0	0	1	0	0	0	1	1	0	0
Larceny/Theft Offenses	25	11	32	12	8	2	75	71	0	0
Motor Vehicle Theft	4	2	3	0	0	0	0	0	0	0
Pornography/Obscene Material	2	2	0	0	0	0	1	1	0	0
Prostitution Offenses	0	0	0	0	0	0	0	0	0	0
Robbery	0	0	1	1	0	0	1	1	0	0
Sex Offenses, Forcible	13	5	3	0	1	0	0	0	0	0
Sex Offenses, Nonforcible	1	0	0	0	0	0	1	1	0	0
Stolen Property Offenses (Receiving, etc.)	5	5	10	6	3	3	5	4	0	0
Weapon Law Violations	9	9	7	7	1	1	4	4	0	0
Total	276	214	352	164	30	17	190	180	3	3

**MUHLENBERG
COUNTY**

Group A Offenses By Category	Powderly		All Other Agencies		-		-		Total	
	Offenses		Offenses		Offenses		Offenses		Offenses	
	Reported	Cleared	Reported	Cleared	Reported	Cleared	Reported	Cleared	Reported	Cleared
Arson	0	0	0	0					5	0
Assault Offenses	1	1	1	1					69	65
Bribery	0	0	3	3					3	3
Burglary/Breaking and Entering	2	1	0	0					62	21
Counterfeiting/Forgery	0	0	0	0					13	9
Destruction/Damage/Vandalism Of Property	2	0	0	0					25	14
Drug/Narcotic Offenses	0	0	202	118					643	437
Embezzlement	0	0	0	0					0	0
Extortion/Blackmail	0	0	0	0					0	0
Fraud Offenses	1	1	0	0					22	3
Gambling Offenses	0	0	0	0					1	1
Homicide Offenses	0	0	0	0					3	1
Kidnapping/Abduction	1	0	0	0					3	1
Larceny/Theft Offenses	12	6	1	1					153	103
Motor Vehicle Theft	2	0	0	0					9	2
Pornography/Obscene Material	0	0	0	0					3	3
Prostitution Offenses	0	0	0	0					0	0
Robbery	0	0	0	0					2	2
Sex Offenses, Forcible	0	0	0	0					17	5
Sex Offenses, Nonforcible	0	0	0	0					2	1
Stolen Property Offenses (Receiving, etc.)	1	1	0	0					24	19
Weapon Law Violations	0	0	4	4					25	25
Total	22	10	211	127	0	0	0	0	1084	715

Nelson County

A CRIME IS COMMITTED IN NELSON COUNTY
EVERY 5 HOURS AND 40 MINUTES

FULL TIME SWORN LAW ENFORCEMENT EMPLOYEES

Agency	Male	Female	Total
STATE POLICE	46	1	47
NELSON COUNTY SHERIFF'S OFFICE	24	0	24
BARDSTOWN POLICE DEPARTMENT	25	2	27
BLOOMFIELD POLICE DEPARTMENT	0	0	0
NEW HAVEN POLICE DEPARTMENT	1	0	1

**Kentucky State Police Troopers may be assigned to multiple counties per post.



County Seat: Bardstown
Population: 44,540
Registered Sex Offenders: 62

**NELSON
COUNTY**

Group A Offenses By Category	State Police		Sheriff		Bardstown		Bloomfield PD		New Haven PD		All Other Agencies		Total	
	Offenses		Offenses		Offenses		Offenses		Offenses		Offenses		Offenses	
	Reported	Cleared	Reported	Cleared	Reported	Cleared	Reported	Cleared	Reported	Cleared	Reported	Cleared	Reported	Cleared
Arson	0	0	2	0	5	0	0	0	0	0	0	0	7	0
Assault Offenses	1	1	55	41	96	74	1	0	1	1	4	2	158	119
Bribery	1	0	0	0	0	0	0	0	0	0	0	0	1	0
Burglary/Breaking and Entering	0	0	86	9	78	9	3	1	0	0	0	0	167	19
Counterfeiting/Forgery	8	7	18	1	30	2	0	0	0	0	4	0	60	10
Destruction/Damage/Vandalism Of Property	0	0	41	8	77	10	0	0	0	0	0	0	118	18
Drug/Narcotic Offenses	32	20	146	104	82	78	4	4	3	3	236	73	503	282
Embezzlement	0	0	0	0	0	0	0	0	0	0	0	0	0	0
Extortion/Blackmail	0	0	0	0	0	0	0	0	0	0	0	0	0	0
Fraud Offenses	1	1	16	0	12	0	2	0	0	0	0	0	31	1
Gambling Offenses	0	0	0	0	0	0	0	0	0	0	0	0	0	0
Homicide Offenses	1	0	4	1	0	0	0	0	1	1	0	0	6	2
Kidnapping/Abduction	0	0	2	1	4	3	0	0	0	0	1	0	7	4
Larceny/Theft Offenses	2	2	120	10	265	77	4	1	3	0	1	1	395	91
Motor Vehicle Theft	0	0	12	2	6	0	1	0	0	0	0	0	19	2
Pornography/Obscene Material	0	0	0	0	2	0	0	0	0	0	0	0	2	0
Prostitution Offenses	0	0	0	0	0	0	0	0	0	0	0	0	0	0
Robbery	0	0	0	0	5	2	0	0	0	0	0	0	5	2
Sex Offenses, Forcible	3	2	8	0	2	1	0	0	0	0	0	0	13	3
Sex Offenses, Nonforcible	0	0	2	1	7	1	0	0	0	0	0	0	9	2
Stolen Property Offenses (Receiving, etc.)	2	2	13	5	5	3	0	0	0	0	0	0	20	10
Weapon Law Violations	0	0	8	6	6	1	0	0	0	0	10	4	24	11
Total	51	35	533	189	682	261	15	6	8	5	256	80	1545	576

Nicholas County

A CRIME IS COMMITTED IN NICHOLAS COUNTY
EVERY 1 DAY AND 11 HOURS

FULL TIME SWORN LAW ENFORCEMENT EMPLOYEES

Agency	Male	Female	Total
STATE POLICE	37	0	37
NICHOLAS COUNTY SHERIFF'S OFFICE	2	0	2
CARLISLE POLICE DEPARTMENT	6	0	6

**Kentucky State Police Troopers may be assigned to multiple counties per post.



County Seat: Carlisle
Population: 7,039
Registered Sex Offenders: 8

**NICHOLAS
COUNTY**

Group A Offenses By Category	State Police		Sheriff		Carlisle		All Other Agencies		Total	
	Offenses		Offenses		Offenses		Offenses		Offenses	
	Reported	Cleared	Reported	Cleared	Reported	Cleared	Reported	Cleared	Reported	Cleared
Arson	1	0	2	1	0	0	0	0	3	1
Assault Offenses	3	1	6	5	15	11	0	0	24	17
Bribery	0	0	1	1	1	0	0	0	2	1
Burglary/Breaking and Entering	3	0	6	0	0	0	0	0	9	0
Counterfeiting/Forgery	0	0	0	0	23	9	0	0	23	9
Destruction/Damage/Vandalism Of Property	1	0	6	1	26	1	0	0	33	2
Drug/Narcotic Offenses	4	4	52	5	27	20	1	0	84	29
Embezzlement	0	0	0	0	0	0	0	0	0	0
Extortion/Blackmail	0	0	1	1	0	0	0	0	1	1
Fraud Offenses	1	0	1	0	9	1	1	0	12	1
Gambling Offenses	0	0	0	0	0	0	0	0	0	0
Homicide Offenses	0	0	0	0	0	0	0	0	0	0
Kidnapping/Abduction	0	0	1	1	1	0	0	0	2	1
Larceny/Theft Offenses	5	0	5	3	33	17	0	0	43	20
Motor Vehicle Theft	0	0	0	0	3	2	0	0	3	2
Pornography/Obscene Material	0	0	0	0	0	0	0	0	0	0
Prostitution Offenses	0	0	0	0	0	0	0	0	0	0
Robbery	0	0	0	0	1	1	0	0	1	1
Sex Offenses, Forcible	5	2	1	1	0	0	0	0	6	3
Sex Offenses, Nonforcible	2	0	0	0	0	0	0	0	2	0
Stolen Property Offenses (Receiving, etc.)	0	0	0	0	0	0	0	0	0	0
Weapon Law Violations	0	0	0	0	0	0	0	0	0	0
Total	25	7	82	19	139	62	2	0	248	88

Ohio County

A CRIME IS COMMITTED IN OHIO COUNTY
EVERY 10 HOURS AND 22 MINUTES

FULL TIME SWORN LAW ENFORCEMENT EMPLOYEES

Agency	Male	Female	Total
STATE POLICE	32	0	32
OHIO COUNTY SHERIFF'S OFFICE	14	0	14
HARTFORD POLICE DEPARTMENT	6	0	6
BEAVER DAM POLICE DEPARTMENT	6	0	6
OHIO COUNTY SCHOOLS	0	0	0

**Kentucky State Police Troopers may be assigned to multiple counties per post.



County Seat: Hartford
Population: 23,988
Registered Sex Offenders: 55

**OHIO
COUNTY**

Group A Offenses By Category	State Police		Sheriff		Hartford		Beaver Dam		Ohio Co. Schools		All Other Agencies		Total	
	Offenses		Offenses		Offenses		Offenses		Offenses		Offenses		Offenses	
	Reported	Cleared	Reported	Cleared	Reported	Cleared	Reported	Cleared	Reported	Cleared	Reported	Cleared	Reported	Cleared
Arson	1	1	7	0	0	0	0	0	0	0	0	0	8	1
Assault Offenses	43	42	60	39	2	2	25	22	0	0	0	0	130	105
Bribery	0	0	0	0	0	0	0	0	0	0	0	0	0	0
Burglary/Breaking and Entering	10	6	80	8	3	0	3	3	0	0	0	0	96	17
Counterfeiting/Forgery	1	0	8	0	2	2	2	2	0	0	0	0	13	4
Destruction/Damage/Vandalism Of Property	7	5	35	7	1	0	3	3	0	0	0	0	46	15
Drug/Narcotic Offenses	81	74	111	53	6	6	48	33	0	0	0	0	246	166
Embezzlement	0	0	0	0	0	0	0	0	0	0	0	0	0	0
Extortion/Blackmail	0	0	0	0	0	0	0	0	0	0	0	0	0	0
Fraud Offenses	2	1	4	0	0	0	6	4	0	0	0	0	12	5
Gambling Offenses	0	0	0	0	0	0	0	0	0	0	0	0	0	0
Homicide Offenses	0	0	0	0	0	0	0	0	0	0	0	0	0	0
Kidnapping/Abduction	2	2	1	0	0	0	0	0	0	0	0	0	3	2
Larceny/Theft Offenses	9	5	61	7	3	2	47	37	0	0	0	0	120	51
Motor Vehicle Theft	3	2	13	1	2	0	6	3	0	0	0	0	24	6
Pornography/Obscene Material	0	0	1	1	0	0	0	0	0	0	0	0	1	1
Prostitution Offenses	0	0	0	0	0	0	0	0	0	0	0	0	0	0
Robbery	0	0	0	0	0	0	0	0	0	0	0	0	0	0
Sex Offenses, Forcible	11	10	26	3	1	1	0	0	0	0	0	0	38	14
Sex Offenses, Nonforcible	0	0	3	2	1	1	0	0	0	0	0	0	4	3
Stolen Property Offenses (Receiving, etc.)	5	4	5	4	80	80	1	1	0	0	0	0	91	89
Weapon Law Violations	5	5	5	2	0	0	2	1	0	0	0	0	12	8
Total	180	157	420	127	101	94	143	109	0	0	0	0	844	487

Oldham County

A CRIME IS COMMITTED IN OLDHAM COUNTY
EVERY 6 HOURS AND 48 MINUTES

FULL TIME SWORN LAW ENFORCEMENT EMPLOYEES

Agency	Male	Female	Total
STATE POLICE	31	0	31
OLDHAM COUNTY SHERIFF'S OFFICE	15	3	18
LAGRANGE POLICE DEPARTMENT	13	0	13
PEWEE VALLEY POLICE DEPARTMENT	1	0	1
OLDHAM COUNTY POLICE DEPARTMENT	30	0	30

**Kentucky State Police Troopers may be assigned to multiple counties per post.



County Seat: LaGrange
Population: 62,364
Registered Sex Offenders: 370

**OLDHAM
COUNTY**

Group A Offenses By Category	State Police		Sheriff		LaGrange		Pewee Valley		Oldham Co. PD		All Other Agencies		Total		
	Offenses		Offenses		Offenses		Offenses		Offenses		Offenses		Offenses		
	Reported	Cleared	Reported	Cleared	Reported	Cleared	Reported	Cleared	Reported	Cleared	Reported	Cleared	Reported	Cleared	
Arson	0	0	0	0	1	0	0	0	1	0	0	0	0	2	0
Assault Offenses	0	0	0	0	44	32	0	0	101	38	0	0	0	145	70
Bribery	0	0	0	0	0	0	0	0	2	1	0	0	0	2	1
Burglary/Breaking and Entering	1	0	1	0	21	6	2	1	188	7	0	0	0	213	14
Counterfeiting/Forgery	1	1	0	0	17	10	0	0	8	2	0	0	0	26	13
Destruction/Damage/Vandalism Of Property	1	1	2	1	37	6	0	0	152	5	0	0	0	192	13
Drug/Narcotic Offenses	14	13	6	5	16	14	0	0	51	37	0	0	0	87	69
Embezzlement	0	0	0	0	0	0	0	0	0	0	0	0	0	0	0
Extortion/Blackmail	0	0	0	0	1	0	0	0	0	0	0	0	0	1	0
Fraud Offenses	2	2	1	1	22	5	1	0	69	3	0	0	0	95	11
Gambling Offenses	0	0	0	0	0	0	0	0	0	0	0	0	0	0	0
Homicide Offenses	0	0	0	0	0	0	0	0	1	0	0	0	0	1	0
Kidnapping/Abduction	0	0	0	0	1	1	0	0	4	1	0	0	0	5	2
Larceny/Theft Offenses	0	0	6	1	107	38	3	0	278	14	0	0	0	394	53
Motor Vehicle Theft	1	1	0	0	11	2	0	0	21	2	0	0	0	33	5
Pornography/Obscene Material	3	2	1	0	1	1	0	0	3	0	0	0	0	8	3
Prostitution Offenses	0	0	0	0	0	0	0	0	0	0	0	0	0	0	0
Robbery	0	0	0	0	0	0	0	0	9	3	0	0	0	9	3
Sex Offenses, Forcible	10	9	0	0	10	7	0	0	18	2	0	0	0	38	18
Sex Offenses, Nonforcible	2	2	0	0	0	0	0	0	1	0	0	0	0	3	2
Stolen Property Offenses (Receiving, etc.)	1	0	0	0	6	0	0	0	21	3	0	0	0	28	3
Weapon Law Violations	1	1	0	0	0	0	0	0	3	3	0	0	0	4	4
Total	37	32	17	8	295	122	6	1	931	121	0	0	0	1286	284

Owen County

A CRIME IS COMMITTED IN OWEN COUNTY
EVERY 1 DAY AND 13 HOURS

FULL TIME SWORN LAW ENFORCEMENT EMPLOYEES

Agency	Male	Female	Total
STATE POLICE	31	0	31
OWEN COUNTY SHERIFF'S OFFICE	5	0	5
OWENTON POLICE DEPARTMENT	4	0	4

**Kentucky State Police Troopers may be assigned to multiple counties per post.



County Seat: Owenton
Population: 10,662
Registered Sex Offenders: 13

**OWEN
COUNTY**

Group A Offenses By Category	State Police		Sheriff		Owenton		All Other Agencies		Total	
	Offenses		Offenses		Offenses		Offenses		Offenses	
	Reported	Cleared	Reported	Cleared	Reported	Cleared	Reported	Cleared	Reported	Cleared
Arson	1	0	0	0	0	0	0	0	1	0
Assault Offenses	24	22	3	2	2	2	0	0	29	26
Bribery	0	0	0	0	0	0	0	0	0	0
Burglary/Breaking and Entering	20	1	22	4	5	1	0	0	47	6
Counterfeiting/Forgery	7	7	8	0	0	0	0	0	15	7
Destruction/Damage/Vandalism Of Property	5	3	2	0	2	1	0	0	9	4
Drug/Narcotic Offenses	28	25	8	4	16	9	0	0	52	38
Embezzlement	0	0	0	0	0	0	0	0	0	0
Extortion/Blackmail	0	0	0	0	0	0	0	0	0	0
Fraud Offenses	1	1	0	0	1	0	0	0	2	1
Gambling Offenses	0	0	0	0	0	0	0	0	0	0
Homicide Offenses	0	0	0	0	0	0	0	0	0	0
Kidnapping/Abduction	1	1	0	0	0	0	0	0	1	1
Larceny/Theft Offenses	13	6	22	4	7	0	0	0	42	10
Motor Vehicle Theft	2	1	1	0	2	1	0	0	5	2
Pornography/Obscene Material	1	0	0	0	0	0	0	0	1	0
Prostitution Offenses	0	0	0	0	0	0	0	0	0	0
Robbery	3	3	0	0	0	0	0	0	3	3
Sex Offenses, Forcible	17	14	0	0	0	0	0	0	17	14
Sex Offenses, Nonforcible	5	4	0	0	0	0	0	0	5	4
Stolen Property Offenses (Receiving, etc.)	3	3	1	1	0	0	0	0	4	4
Weapon Law Violations	0	0	1	0	0	0	0	0	1	0
Total	131	91	68	15	35	14	0	0	234	120

Owsley County

A CRIME IS COMMITTED IN OWSLEY COUNTY
EVERY 2 DAYS AND 6 HOURS

FULL TIME SWORN LAW ENFORCEMENT EMPLOYEES

Agency	Male	Female	Total
STATE POLICE	43	1	44
OWSLEY COUNTY SHERIFF'S OFFICE	3	0	3
BOONEVILLE POLICE DEPARTMENT	1	0	1

**Kentucky State Police Troopers may be assigned to multiple counties per post.



County Seat: Booneville
Population: 4,654
Registered Sex Offenders: 8

**OWSLEY
COUNTY**

Group A Offenses By Category	State Police			Sheriff			Booneville PD			All Other Agencies			Total		
	Offenses			Offenses			Offenses			Offenses			Offenses		
	Reported	Cleared		Reported	Cleared		Reported	Cleared		Reported	Cleared		Reported	Cleared	
Arson	0	0		0	0		0	0		0	0		0	0	
Assault Offenses	4	4		1	1		0	0		0	0		5	5	
Bribery	0	0		0	0		0	0		0	0		0	0	
Burglary/Breaking and Entering	9	0		4	0		0	0		0	0		13	0	
Counterfeiting/Forgery	0	0		0	0		0	0		0	0		0	0	
Destruction/Damage/Vandalism Of Property	2	0		4	0		0	0		0	0		6	0	
Drug/Narcotic Offenses	73	62		1	0		0	0		0	0		74	62	
Embezzlement	0	0		0	0		0	0		0	0		0	0	
Extortion/Blackmail	0	0		0	0		0	0		0	0		0	0	
Fraud Offenses	4	1		0	0		0	0		0	0		4	1	
Gambling Offenses	0	0		0	0		0	0		0	0		0	0	
Homicide Offenses	0	0		0	0		0	0		0	0		0	0	
Kidnapping/Abduction	0	0		0	0		0	0		0	0		0	0	
Larceny/Theft Offenses	5	1		21	0		0	0		0	0		26	1	
Motor Vehicle Theft	1	0		2	0		0	0		0	0		3	0	
Pornography/Obscene Material	1	0		0	0		0	0		0	0		1	0	
Prostitution Offenses	0	0		0	0		0	0		0	0		0	0	
Robbery	0	0		0	0		0	0		0	0		0	0	
Sex Offenses, Forcible	8	7		0	0		0	0		0	0		8	7	
Sex Offenses, Nonforcible	3	3		0	0		0	0		0	0		3	3	
Stolen Property Offenses (Receiving, etc.)	3	1		6	2		0	0		0	0		9	3	
Weapon Law Violations	3	3		5	2		0	0		0	0		8	5	
Total	116	82		44	5		0	0		0	0		160	87	

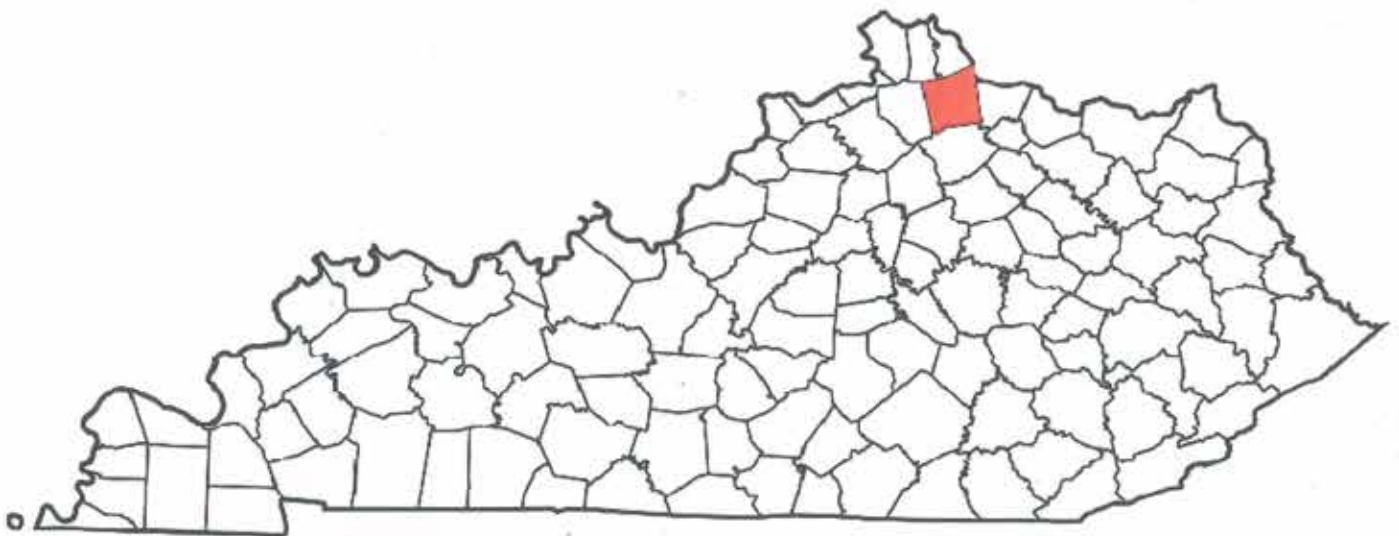
Pendleton County

A CRIME IS COMMITTED IN PENDLETON COUNTY
EVERY 13 HOURS AND 10 MINUTES

FULL TIME SWORN LAW ENFORCEMENT EMPLOYEES

Agency	Male	Female	Total
STATE POLICE	37	0	37
PENDLETON COUNTY SHERIFF'S OFFICE	6	0	6
FALMOUTH POLICE DEPARTMENT	7	0	7

**Kentucky State Police Troopers may be assigned to multiple counties per post.



County Seat: Falmouth
Population: 14,570
Registered Sex Offenders: 12

**PENDLETON
COUNTY**

Group A Offenses By Category	State Police		Sheriff		Falmouth		All Other Agencies		Total	
	Offenses		Offenses		Offenses		Offenses		Offenses	
	Reported	Cleared	Reported	Cleared	Reported	Cleared	Reported	Cleared	Reported	Cleared
Arson	3	0	0	0	0	0	0	0	3	0
Assault Offenses	31	22	25	11	20	3	0	0	76	36
Bribery	0	0	0	0	0	0	0	0	0	0
Burglary/Breaking and Entering	40	5	65	15	15	1	0	0	120	21
Counterfeiting/Forgery	1	0	8	1	4	0	0	0	13	1
Destruction/Damage/Vandalism Of Property	5	0	58	16	21	2	0	0	84	18
Drug/Narcotic Offenses	82	38	56	33	29	5	0	0	167	76
Embezzlement	0	0	0	0	0	0	0	0	0	0
Extortion/Blackmail	0	0	0	0	0	0	0	0	0	0
Fraud Offenses	3	0	12	2	1	0	0	0	16	2
Gambling Offenses	0	0	0	0	0	0	0	0	0	0
Homicide Offenses	0	0	0	0	0	0	0	0	0	0
Kidnapping/Abduction	0	0	1	1	0	0	0	0	1	1
Larceny/Theft Offenses	21	3	83	20	40	6	0	0	144	29
Motor Vehicle Theft	6	3	3	3	2	0	0	0	11	6
Pornography/Obscene Material	1	1	0	0	0	0	0	0	1	1
Prostitution Offenses	0	0	0	0	0	0	0	0	0	0
Robbery	2	1	1	0	1	0	0	0	4	1
Sex Offenses, Forcible	11	5	2	2	0	0	0	0	13	7
Sex Offenses, Nonforcible	0	0	0	0	0	0	0	0	0	0
Stolen Property Offenses (Receiving, etc.)	6	4	1	0	3	1	0	0	10	5
Weapon Law Violations	1	1	1	1	0	0	0	0	2	2
Total	213	83	316	105	136	18	0	0	665	206

Perry County

A CRIME IS COMMITTED IN PERRY COUNTY
EVERY 7 HOURS AND 45 MINUTES

FULL TIME SWORN LAW ENFORCEMENT EMPLOYEES

Agency	Male	Female	Total
STATE POLICE	38	1	39
PERRY COUNTY SHERIFF'S OFFICE	11	0	11
HAZARD POLICE DEPARTMENT	21	0	21
PERRY COUNTY POLICE DEPARTMENT	1	0	1

**Kentucky State Police Troopers may be assigned to multiple counties per post.



County Seat: Hazard
Population: 28,010
Registered Sex Offenders: 54

**PERRY
COUNTY**

Group A Offenses By Category	State Police		Sheriff		Hazard		Perry County PD		All Other Agencies		Total	
	Offenses		Offenses		Offenses		Offenses		Offenses		Offenses	
	Reported	Cleared	Reported	Cleared	Reported	Cleared	Reported	Cleared	Reported	Cleared	Reported	Cleared
Arson	2	1	2	2	2	0	0	0	0	0	6	3
Assault Offenses	94	80	10	8	97	58	0	0	1	0	202	146
Bribery	0	0	0	0	0	0	0	0	0	0	0	0
Burglary/Breaking and Entering	48	8	5	1	44	9	0	0	0	0	97	18
Counterfeiting/Forgery	2	1	4	4	15	6	0	0	0	0	21	11
Destruction/Damage/Vandalism Of Property	13	5	3	1	18	7	0	0	0	0	34	13
Drug/Narcotic Offenses	129	48	30	30	166	132	4	4	0	0	329	214
Embezzlement	0	0	0	0	0	0	0	0	0	0	0	0
Extortion/Blackmail	0	0	0	0	0	0	0	0	0	0	0	0
Fraud Offenses	5	3	1	0	13	0	0	0	0	0	19	3
Gambling Offenses	0	0	0	0	0	0	0	0	0	0	0	0
Homicide Offenses	6	4	0	0	5	5	0	0	0	0	11	9
Kidnapping/Abduction	1	1	1	1	0	0	0	0	0	0	2	2
Larceny/Theft Offenses	54	8	14	5	228	137	3	0	0	0	299	150
Motor Vehicle Theft	16	2	7	1	14	2	0	0	0	0	37	5
Pornography/Obscene Material	0	0	0	0	2	2	0	0	0	0	2	2
Prostitution Offenses	0	0	0	0	0	0	0	0	0	0	0	0
Robbery	6	2	0	0	6	5	0	0	0	0	12	7
Sex Offenses, Forcible	22	9	0	0	3	2	0	0	0	0	25	11
Sex Offenses, Nonforcible	1	1	0	0	1	0	0	0	0	0	2	1
Stolen Property Offenses (Receiving, etc.)	3	1	3	2	15	6	0	0	0	0	21	9
Weapon Law Violations	5	4	2	2	4	4	0	0	0	0	11	10
Total	407	178	82	57	633	375	7	4	1	0	1130	614

Pike County

A CRIME IS COMMITTED IN PIKE COUNTY
EVERY 4 HOURS AND 8 MINUTES

FULL TIME SWORN LAW ENFORCEMENT EMPLOYEES

Agency	Male	Female	Total
STATE POLICE	56	1	57
PIKE COUNTY SHERIFF'S OFFICE	9	0	9
COAL RUN VILLAGE POLICE DEPARTMENT	3	0	3
PIKEVILLE POLICE DEPARTMENT	21	0	21

**Kentucky State Police Troopers may be assigned to multiple counties per post.



County Seat: Pikeville
Population: 63,380
Registered Sex Offenders: 72

**PIKE
COUNTY**

Group A Offenses By Category	State Police		Sheriff		Coal Run Village		Pikeville		All Other Agencies		Total	
	Offenses		Offenses		Offenses		Offenses		Offenses		Offenses	
	Reported	Cleared	Reported	Cleared	Reported	Cleared	Reported	Cleared	Reported	Cleared	Reported	Cleared
Arson	4	1	0	0	0	0	1	1	0	0	5	2
Assault Offenses	202	161	3	3	2	1	70	51	2	2	279	218
Bribery	0	0	0	0	0	0	0	0	0	0	0	0
Burglary/Breaking and Entering	151	19	3	0	11	0	41	11	0	0	206	30
Counterfeiting/Forgery	14	10	0	0	2	1	10	0	0	0	26	11
Destruction/Damage/Vandalism Of Property	30	15	3	0	11	0	78	20	0	0	122	35
Drug/Narcotic Offenses	186	51	0	0	2	2	296	293	39	0	523	346
Embezzlement	0	0	0	0	0	0	0	0	0	0	0	0
Extortion/Blackmail	0	0	0	0	0	0	0	0	0	0	0	0
Fraud Offenses	12	7	7	0	5	2	24	7	2	0	50	16
Gambling Offenses	0	0	0	0	0	0	0	0	0	0	0	0
Homicide Offenses	3	3	0	0	0	0	0	0	0	0	3	3
Kidnapping/Abduction	1	1	0	0	0	0	1	1	0	0	2	2
Larceny/Theft Offenses	151	45	12	3	64	34	475	298	0	0	702	380
Motor Vehicle Theft	70	6	0	0	1	0	13	4	0	0	84	10
Pornography/Obscene Material	4	2	0	0	0	0	1	0	0	0	5	2
Prostitution Offenses	0	0	0	0	0	0	0	0	0	0	0	0
Robbery	21	5	0	0	0	0	3	2	0	0	24	7
Sex Offenses, Forcible	38	19	0	0	1	1	2	1	0	0	41	21
Sex Offenses, Nonforcible	5	3	0	0	0	0	1	1	0	0	6	4
Stolen Property Offenses (Receiving, etc.)	9	5	0	0	0	0	12	11	0	0	21	16
Weapon Law Violations	5	4	0	0	0	0	11	11	1	1	17	16
Total	906	357	28	6	99	41	1039	712	44	3	2116	1119

Powell County

A CRIME IS COMMITTED IN POWELL COUNTY
EVERY 16 HOURS AND 41 MINUTES

FULL TIME SWORN LAW ENFORCEMENT EMPLOYEES

Agency	Male	Female	Total
STATE POLICE	43	1	44
POWELL COUNTY SHERIFF'S OFFICE	12	0	12
CLAY CITY POLICE DEPARTMENT	2	0	2
STANTON POLICE DEPARTMENT	7	0	7

**Kentucky State Police Troopers may be assigned to multiple counties per post.



County Seat: Stanton
Population: 12,494
Registered Sex Offenders: 35

**POWELL
COUNTY**

Group A Offenses By Category	State Police		Sheriff		Clay City		Stanton		All Other Agencies		Total	
	Offenses		Offenses		Offenses		Offenses		Offenses		Offenses	
	Reported	Cleared	Reported	Cleared	Reported	Cleared	Reported	Cleared	Reported	Cleared	Reported	Cleared
Arson	1	1	0	0	1	0	0	0	0	0	2	1
Assault Offenses	14	12	18	15	2	2	11	1	0	0	45	30
Bribery	0	0	0	0	0	0	0	0	0	0	0	0
Burglary/Breaking and Entering	34	6	58	3	9	0	14	2	0	0	115	11
Counterfeiting/Forgery	3	0	1	0	1	0	6	0	0	0	11	0
Destruction/Damage/Vandalism Of Property	13	2	12	0	5	0	9	2	0	0	39	4
Drug/Narcotic Offenses	25	14	87	19	20	13	3	0	0	0	135	46
Embezzlement	0	0	0	0	0	0	0	0	0	0	0	0
Extortion/Blackmail	0	0	0	0	0	0	0	0	0	0	0	0
Fraud Offenses	4	1	8	0	1	0	6	0	1	1	20	2
Gambling Offenses	0	0	0	0	0	0	0	0	0	0	0	0
Homicide Offenses	1	1	0	0	0	0	0	0	0	0	1	1
Kidnapping/Abduction	0	0	0	0	0	0	2	0	0	0	2	0
Larceny/Theft Offenses	16	6	51	6	7	0	41	4	0	0	115	16
Motor Vehicle Theft	1	1	4	0	1	0	0	0	0	0	6	1
Pornography/Obscene Material	3	0	0	0	0	0	0	0	0	0	3	0
Prostitution Offenses	0	0	0	0	0	0	0	0	0	0	0	0
Robbery	1	0	1	1	0	0	1	0	0	0	3	1
Sex Offenses, Forcible	9	4	2	0	1	0	1	0	0	0	13	4
Sex Offenses, Nonforcible	1	0	0	0	0	0	0	0	0	0	1	0
Stolen Property Offenses (Receiving, etc.)	3	2	3	1	1	0	3	0	0	0	10	3
Weapon Law Violations	0	0	0	0	4	1	0	0	0	0	4	1
Total	129	50	245	45	53	16	97	9	1	1	525	121

Pulaski County

A CRIME IS COMMITTED IN PULASKI COUNTY
EVERY 3 HOURS AND 14 MINUTES

FULL TIME SWORN LAW ENFORCEMENT EMPLOYEES

Agency	Male	Female	Total
STATE POLICE	40	2	42
PULASKI COUNTY SHERIFF'S OFFICE	35	1	36
SCIENCE HILL POLICE DEPARTMENT	2	0	2
SOMERSET POLICE DEPARTMENT	34	1	35
BURNSIDE POLICE DEPARTMENT	4	0	4
FERGUSON POLICE DEPARTMENT	1	0	1
LAKE CUMBERLAND TASK FORCE	3	0	0
UNITE DRUG TASK FORCE	14	0	0

**Kentucky State Police Troopers may be assigned to multiple counties per post.

**Lake Cumberland Area Drug Task Force covers multiple counties.



County Seat: Somerset
Population: 63,907
Registered Sex Offenders: 75

**PULASKI
COUNTY**

Group A Offenses By Category	State Police		Sheriff		Science Hill		Somerset		Burnside	
	Offenses		Offenses		Offenses		Offenses		Offenses	
	Reported	Cleared	Reported	Cleared	Reported	Cleared	Reported	Cleared	Reported	Cleared
Arson	0	0	1	0	0	0	1	0	0	0
Assault Offenses	9	7	15	3	0	0	135	71	4	2
Bribery	0	0	0	0	0	0	0	0	0	0
Burglary/Breaking and Entering	8	0	231	3	2	1	74	7	8	4
Counterfeiting/Forgery	2	1	26	13	0	0	39	4	0	0
Destruction/Damage/Vandalism Of Property	4	1	44	2	1	0	53	6	16	7
Drug/Narcotic Offenses	36	19	12	1	0	0	869	831	3	3
Embezzlement	0	0	0	0	0	0	0	0	0	0
Extortion/Blackmail	0	0	0	0	0	0	0	0	0	0
Fraud Offenses	3	1	19	0	1	0	36	13	0	0
Gambling Offenses	0	0	0	0	0	0	1	0	0	0
Homicide Offenses	0	0	0	0	0	0	1	0	0	0
Kidnapping/Abduction	0	0	1	0	0	0	2	1	0	0
Larceny/Theft Offenses	6	1	369	3	3	1	462	189	33	20
Motor Vehicle Theft	1	0	20	0	0	0	21	0	2	1
Pornography/Obscene Material	0	0	0	0	0	0	2	0	0	0
Prostitution Offenses	0	0	0	0	0	0	0	0	0	0
Robbery	0	0	4	0	0	0	11	4	0	0
Sex Offenses, Forcible	6	6	14	0	0	0	16	0	0	0
Sex Offenses, Nonforcible	2	1	0	0	0	0	3	0	0	0
Stolen Property Offenses (Receiving, etc.)	4	3	7	0	0	0	12	5	4	4
Weapon Law Violations	1	1	1	1	0	0	10	8	3	3
Total	82	41	764	26	7	2	1748	1139	73	44

**PULASKI
COUNTY**

Group A Offenses By Category	Ferguson		Lake Cumberland TF		UNITE Drug TF		All Other Agencies		Total	
	Offenses		Offenses		Offenses		Offenses		Offenses	
	Reported	Cleared	Reported	Cleared	Reported	Cleared	Reported	Cleared	Reported	Cleared
Arson	0	0	0	0	0	0	0	0	2	0
Assault Offenses	0	0	0	0	0	0	0	0	163	83
Bribery	0	0	0	0	0	0	0	0	0	0
Burglary/Breaking and Entering	3	0	0	0	0	0	0	0	326	15
Counterfeiting/Forgery	0	0	0	0	0	0	0	0	67	18
Destruction/Damage/Vandalism Of Property	0	0	0	0	0	0	0	0	118	16
Drug/Narcotic Offenses	0	0	2	0	4	0	8	6	934	860
Embezzlement	0	0	0	0	0	0	0	0	0	0
Extortion/Blackmail	0	0	0	0	0	0	0	0	0	0
Fraud Offenses	1	0	0	0	0	0	1	1	61	15
Gambling Offenses	0	0	0	0	0	0	0	0	1	0
Homicide Offenses	0	0	0	0	0	0	0	0	1	0
Kidnapping/Abduction	0	0	0	0	0	0	0	0	3	1
Larceny/Theft Offenses	6	1	0	0	0	0	0	0	879	215
Motor Vehicle Theft	0	0	0	0	0	0	0	0	44	1
Pornography/Obscene Material	0	0	0	0	0	0	0	0	2	0
Prostitution Offenses	0	0	0	0	0	0	0	0	0	0
Robbery	0	0	0	0	0	0	0	0	15	4
Sex Offenses, Forcible	0	0	0	0	0	0	0	0	36	6
Sex Offenses, Nonforcible	0	0	0	0	0	0	0	0	5	1
Stolen Property Offenses (Receiving, etc.)	0	0	0	0	0	0	0	0	27	12
Weapon Law Violations	0	0	0	0	0	0	0	0	15	13
Total	10	1	2	0	4	0	9	7	2699	1260

Robertson County

A CRIME IS COMMITTED IN ROBERTSON COUNTY
EVERY 6 DAYS 18 HOURS

FULL TIME SWORN LAW ENFORCEMENT EMPLOYEES

Agency	Male	Female	Total
STATE POLICE	37	0	37
ROBERTSON COUNTY SHERIFF'S OFFICE	1	0	1

**Kentucky State Police Troopers may be assigned to multiple counties per post.



County Seat: Mt. Olivet
Population: 2,235
Registered Sex Offenders: 4

**ROBERTSON
COUNTY**

Group A Offenses By Category	State Police		Sheriff		All Other Agencies		-		Total	
	Offenses		Offenses		Offenses		Offenses		Offenses	
	Reported	Cleared	Reported	Cleared	Reported	Cleared	Reported	Cleared	Reported	Cleared
Arson	1	0	0	0	0	0			1	0
Assault Offenses	10	7	0	0	0	0			10	7
Bribery	0	0	0	0	0	0			0	0
Burglary/Breaking and Entering	22	7	0	0	0	0			22	7
Counterfeiting/Forgery	1	0	0	0	0	0			1	0
Destruction/Damage/Vandalism Of Property	7	6	0	0	0	0			7	6
Drug/Narcotic Offenses	4	4	0	0	0	0			4	4
Embezzlement	0	0	0	0	0	0			0	0
Extortion/Blackmail	0	0	0	0	0	0			0	0
Fraud Offenses	0	0	0	0	0	0			0	0
Gambling Offenses	0	0	0	0	0	0			0	0
Homicide Offenses	0	0	0	0	0	0			0	0
Kidnapping/Abduction	0	0	0	0	0	0			0	0
Larceny/Theft Offenses	5	0	1	0	0	0			6	0
Motor Vehicle Theft	2	1	0	0	0	0			2	1
Pornography/Obscene Material	0	0	0	0	0	0			0	0
Prostitution Offenses	0	0	0	0	0	0			0	0
Robbery	0	0	0	0	0	0			0	0
Sex Offenses, Forcible	1	0	0	0	0	0			1	0
Sex Offenses, Nonforcible	0	0	0	0	0	0			0	0
Stolen Property Offenses (Receiving, etc.)	0	0	0	0	0	0			0	0
Weapon Law Violations	0	0	0	0	0	0			0	0
Total	53	25	1	0	0	0	0	0	54	25

Rockcastle County

A CRIME IS COMMITTED IN ROCKCASTLE COUNTY
EVERY 18 HOURS AND 24 MINUTES

FULL TIME SWORN LAW ENFORCEMENT EMPLOYEES

Agency	Male	Female	Total
STATE POLICE	40	2	42
ROCKCASTLE COUNTY SHERIFF'S OFFICE	3	0	3
MOUNT VERNON POLICE DEPARTMENT	8	0	8
BRODHEAD POLICE DEPARTMENT	1	0	1

**Kentucky State Police Troopers may be assigned to multiple counties per post.



County Seat: Mt. Vernon
Population: 16,693
Registered Sex Offenders: 24

**ROCKCASTLE
COUNTY**

Group A Offenses By Category	State Police		Sheriff		Mount Vernon		Brodhead		All Other Agencies		Total	
	Offenses		Offenses		Offenses		Offenses		Offenses		Offenses	
	Reported	Cleared	Reported	Cleared	Reported	Cleared	Reported	Cleared	Reported	Cleared	Reported	Cleared
Arson	0	0	1	1	0	0	0	0	0	0	1	1
Assault Offenses	30	22	13	12	11	11	0	0	0	0	54	45
Bribery	0	0	2	2	0	0	0	0	0	0	2	2
Burglary/Breaking and Entering	19	4	28	7	7	1	0	0	0	0	54	12
Counterfeiting/Forgery	2	0	6	0	6	5	0	0	0	0	14	5
Destruction/Damage/Vandalism Of Property	8	5	4	1	4	1	0	0	0	0	16	7
Drug/Narcotic Offenses	83	63	6	6	97	88	0	0	4	0	190	157
Embezzlement	0	0	0	0	0	0	0	0	0	0	0	0
Extortion/Blackmail	0	0	0	0	0	0	0	0	0	0	0	0
Fraud Offenses	3	2	3	0	1	0	0	0	0	0	7	2
Gambling Offenses	0	0	0	0	0	0	0	0	0	0	0	0
Homicide Offenses	0	0	0	0	0	0	0	0	0	0	0	0
Kidnapping/Abduction	0	0	0	0	0	0	0	0	0	0	0	0
Larceny/Theft Offenses	33	9	19	3	21	11	0	0	0	0	73	23
Motor Vehicle Theft	4	1	7	3	3	0	0	0	0	0	14	4
Pornography/Obscene Material	0	0	0	0	0	0	0	0	0	0	0	0
Prostitution Offenses	0	0	0	0	0	0	0	0	0	0	0	0
Robbery	2	0	3	1	3	2	0	0	0	0	8	3
Sex Offenses, Forcible	10	5	0	0	0	0	0	0	0	0	10	5
Sex Offenses, Nonforcible	7	5	1	0	0	0	0	0	0	0	8	5
Stolen Property Offenses (Receiving, etc.)	10	8	5	3	1	0	0	0	0	0	16	11
Weapon Law Violations	9	7	0	0	0	0	0	0	0	0	9	7
Total	220	131	98	39	154	119	0	0	4	0	476	289

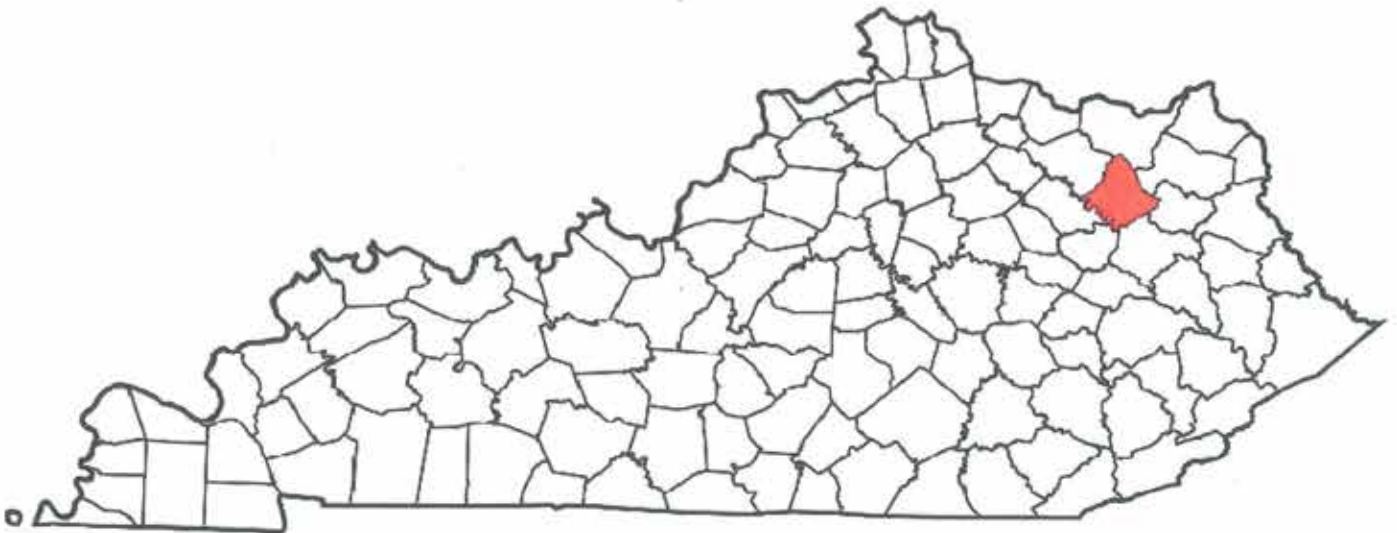
Rowan County

A CRIME IS COMMITTED IN ROWAN COUNTY
EVERY 8 HOURS AND 26 MINUTES

FULL TIME SWORN LAW ENFORCEMENT EMPLOYEES

Agency	Male	Female	Total
STATE POLICE	43	1	44
ROWAN COUNTY SHERIFF'S OFFICE	7	0	7
MOREHEAD POLICE DEPARTMENT	17	0	17
MOREHEAD STATE UNIVERSITY	13	2	15

**Kentucky State Police Troopers may be assigned to multiple counties per post.



County Seat: Morehead
Population: 23,527
Registered Sex Offenders: 27

**ROWAN
COUNTY**

Group A Offenses	State Police		Sheriff		Morehead		Morehead University		All Other Agencies		Total	
	Offenses		Offenses		Offenses		Offenses		Offenses		Offenses	
	Reported	Cleared	Reported	Cleared	Reported	Cleared	Reported	Cleared	Reported	Cleared	Reported	Cleared
Arson	0	0	0	0	1	1	1	1	0	0	2	2
Assault Offenses	92	83	39	16	76	38	6	3	0	0	213	140
Bribery	0	0	0	0	0	0	0	0	0	0	0	0
Burglary/Breaking and Entering	57	11	7	2	18	2	18	0	0	0	100	15
Counterfeiting/Forgery	19	11	12	4	10	5	0	0	0	0	41	20
Destruction/Damage/Vandalism Of Property	12	5	7	2	29	2	47	2	0	0	95	11
Drug/Narcotic Offenses	43	25	38	17	69	64	9	8	0	0	159	114
Embezzlement	0	0	0	0	0	0	0	0	0	0	0	0
Extortion/Blackmail	0	0	0	0	0	0	0	0	0	0	0	0
Fraud Offenses	11	5	3	1	11	4	2	0	0	0	27	10
Gambling Offenses	0	0	0	0	0	0	0	0	0	0	0	0
Homicide Offenses	0	0	0	0	1	1	0	0	0	0	1	1
Kidnapping/Abduction	3	3	2	2	0	0	0	0	0	0	5	5
Larceny/Theft Offenses	57	22	33	6	136	64	65	13	1	0	292	105
Motor Vehicle Theft	12	4	5	3	6	1	0	0	0	0	23	8
Pornography/Obscene Material	3	1	0	0	0	0	0	0	0	0	3	1
Prostitution Offenses	0	0	0	0	0	0	0	0	0	0	0	0
Robbery	2	2	0	0	4	2	1	0	0	0	7	4
Sex Offenses, Forcible	18	10	0	0	4	0	0	0	0	0	22	10
Sex Offenses, Nonforcible	2	2	0	0	1	0	0	0	0	0	3	2
Stolen Property Offenses (Receiving, etc.)	11	7	9	2	7	1	3	1	1	0	31	11
Weapon Law Violations	4	4	4	4	5	3	0	0	0	0	13	11
Total	346	195	159	59	378	188	152	28	2	0	1037	470

Russell County

A CRIME IS COMMITTED IN RUSSELL COUNTY
EVERY 19 HOURS AND 33 MINUTES

FULL TIME SWORN LAW ENFORCEMENT EMPLOYEES

Agency	Male	Female	Total
STATE POLICE	35	0	35
RUSSELL COUNTY SHERIFF'S OFFICE	8	1	9
JAMESTOWN POLICE DEPARTMENT	4	1	5
RUSSELL SPRINGS POLICE DEPARTMENT	6	2	8

**Kentucky State Police Troopers may be assigned to multiple counties per post.



County Seat: Jamestown
Population: 17,752
Registered Sex Offenders: 31

**RUSSELL
COUNTY**

Group A Offenses By Category	State Police		Sheriff		Jamestown		Russell Springs		All Other Agencies		Total	
	Offenses		Offenses		Offenses		Offenses		Offenses		Offenses	
	Reported	Cleared	Reported	Cleared	Reported	Cleared	Reported	Cleared	Reported	Cleared	Reported	Cleared
Arson	2	0	0	0	0	0	0	0	0	0	2	0
Assault Offenses	12	9	3	1	11	10	26	23	0	0	52	43
Bribery	0	0	0	0	0	0	0	0	0	0	0	0
Burglary/Breaking and Entering	9	3	14	5	5	2	15	0	0	0	43	10
Counterfeiting/Forgery	2	1	13	11	3	1	9	4	0	0	27	17
Destruction/Damage/Vandalism Of Property	0	0	2	1	9	3	9	4	0	0	20	8
Drug/Narcotic Offenses	40	35	7	5	11	11	42	40	0	0	100	91
Embezzlement	0	0	0	0	0	0	0	0	0	0	0	0
Extortion/Blackmail	0	0	0	0	0	0	0	0	0	0	0	0
Fraud Offenses	6	2	0	0	4	0	7	0	0	0	17	2
Gambling Offenses	0	0	0	0	0	0	0	0	0	0	0	0
Homicide Offenses	0	0	0	0	0	0	0	0	0	0	0	0
Kidnapping/Abduction	0	0	1	1	0	0	0	0	0	0	1	1
Larceny/Theft Offenses	42	37	30	2	10	0	51	33	5	2	138	74
Motor Vehicle Theft	1	0	3	0	0	0	1	1	0	0	5	1
Pornography/Obscene Material	1	1	0	0	0	0	0	0	0	0	1	1
Prostitution Offenses	0	0	0	0	0	0	0	0	0	0	0	0
Robbery	0	0	0	0	0	0	1	1	0	0	1	1
Sex Offenses, Forcible	26	17	0	0	0	0	0	0	0	0	26	17
Sex Offenses, Nonforcible	1	1	0	0	0	0	0	0	0	0	1	1
Stolen Property Offenses (Receiving, etc.)	2	1	5	1	1	1	3	3	0	0	11	6
Weapon Law Violations	0	0	2	0	1	1	0	0	0	0	3	1
Total	144	107	80	27	55	29	164	109	5	2	448	274

Scott County

A CRIME IS COMMITTED IN SCOTT COUNTY
EVERY 2 HOURS AND 34 MINUTES

FULL TIME SWORN LAW ENFORCEMENT EMPLOYEES

Agency	Male	Female	Total
STATE POLICE	38	2	40
SCOTT COUNTY SHERIFF'S OFFICE	28	3	31
GEORGETOWN POLICE DEPARTMENT	48	3	51
STAMPING GROUND POLICE DEPARTMENT	0	0	0
SADIEVILLE POLICE DEPARTMENT	1	0	1

**Georgetown Police Department reported summary for a portion of the year before moving to eNIBRS.

**Kentucky State Police Troopers may be assigned to multiple counties per post.



County Seat: Georgetown
Population: 49,947
Registered Sex Offenders: 46

**SCOTT
COUNTY**

Group A Offenses By Category	State Police		Sheriff		Georgetown PD		Stamping Ground		Sadieville PD		All Other Agencies		Total	
	Offenses		Offenses		Offenses		Offenses		Offenses		Offenses		Offenses	
	Reported	Cleared	Reported	Cleared	Reported	Cleared	Reported	Cleared	Reported	Cleared	Reported	Cleared	Reported	Cleared
Arson	3	1	0	0	1	*	0	0	0	0	0	0	4	1
Assault Offenses	11	7	88	42	402	*	0	0	0	0	1	1	502	50
Bribery	0	0	0	0	0	*	0	0	0	0	0	0	0	0
Burglary/Breaking and Entering	3	1	99	10	193	*	0	0	0	0	0	0	295	11
Counterfeiting/Forgery	2	2	8	4	46	*	0	0	0	0	0	0	56	6
Destruction/Damage/Vandalism Of Property	1	1	65	10	444	*	0	0	0	0	1	1	511	12
Drug/Narcotic Offenses	53	30	103	77	333	*	0	0	0	0	3	3	492	110
Embezzlement	0	0	0	0	0	*	0	0	0	0	0	0	0	0
Extortion/Blackmail	1	0	0	0	0	*	0	0	0	0	0	0	1	0
Fraud Offenses	4	1	26	6	91	*	0	0	0	0	0	0	121	7
Gambling Offenses	0	0	0	0	0	*	0	0	0	0	0	0	0	0
Homicide Offenses	1	1	0	0	3	*	0	0	0	0	0	0	4	1
Kidnapping/Abduction	0	0	2	1	6	*	0	0	0	0	0	0	8	1
Larceny/Theft Offenses	7	0	159	18	1051	*	1	1	0	0	1	1	1219	20
Motor Vehicle Theft	1	0	5	0	39	*	0	0	0	0	0	0	45	0
Pornography/Obscene Material	1	1	0	0	1	*	0	0	0	0	0	0	2	1
Prostitution Offenses	0	0	0	0	0	*	0	0	0	0	0	0	0	0
Robbery	0	0	4	2	42	*	0	0	0	0	0	0	46	2
Sex Offenses, Forcible	10	4	4	0	21	*	0	0	0	0	0	0	35	4
Sex Offenses, Nonforcible	0	0	0	0	2	*	0	0	0	0	0	0	2	0
Stolen Property Offenses (Receiving, etc.)	2	0	13	8	24	*	0	0	0	0	2	2	41	10
Weapon Law Violations	1	1	10	9	17	*	0	0	0	0	0	0	28	10
Total	101	50	586	187	2716	0	1	1	0	0	8	8	3412	246

*Clearance numbers are not collected for those agencies that submit data via their own Incident Based Reporting System.

Shelby County

A CRIME IS COMMITTED IN SHELBY COUNTY
EVERY 4 HOURS AND 7 MINUTES

FULL TIME SWORN LAW ENFORCEMENT EMPLOYEES

Agency	Male	Female	Total
STATE POLICE	38	2	40
SHELBY COUNTY SHERIFF'S OFFICE	20	3	23
SHELBYVILLE POLICE DEPARTMENT	22	1	23
SIMPSONVILLE POLICE DEPARTMENT	5	0	5

**Kentucky State Police Troopers may be assigned to multiple counties per post.



County Seat: Shelbyville
Population: 44,216
Registered Sex Offenders: 65

**SHELBY
COUNTY**

Group A Offenses By Category	State Police		Sheriff		Shelbyville		Simpsonville		All Other Agencies		Total	
	Offenses		Offenses		Offenses		Offenses		Offenses		Offenses	
	Reported	Cleared	Reported	Cleared	Reported	Cleared	Reported	Cleared	Reported	Cleared	Reported	Cleared
Arson	0	0	1	0	3	1	0	0	0	0	4	1
Assault Offenses	32	28	196	124	95	38	3	0	4	3	330	193
Bribery	1	1	0	0	0	0	0	0	0	0	1	1
Burglary/Breaking and Entering	12	6	142	5	84	22	3	0	0	0	241	33
Counterfeiting/Forgery	3	1	68	4	37	23	1	0	0	0	109	28
Destruction/Damage/Vandalism Of Property	3	2	129	21	117	16	8	1	0	0	257	40
Drug/Narcotic Offenses	82	55	87	49	71	69	0	0	0	0	240	173
Embezzlement	0	0	0	0	0	0	0	0	0	0	0	0
Extortion/Blackmail	0	0	0	0	0	0	0	0	0	0	0	0
Fraud Offenses	4	3	42	2	35	6	1	1	24	22	106	34
Gambling Offenses	0	0	0	0	1	1	0	0	0	0	1	1
Homicide Offenses	0	0	0	0	0	0	0	0	0	0	0	0
Kidnapping/Abduction	0	0	2	2	0	0	0	0	0	0	2	2
Larceny/Theft Offenses	9	5	352	39	287	58	16	3	2	0	666	105
Motor Vehicle Theft	1	0	27	0	12	7	0	0	0	0	40	7
Pornography/Obscene Material	0	0	0	0	4	2	0	0	0	0	4	2
Prostitution Offenses	1	1	0	0	0	0	0	0	0	0	1	1
Robbery	1	0	2	0	22	6	1	0	0	0	26	6
Sex Offenses, Forcible	13	4	16	3	21	15	0	0	0	0	50	22
Sex Offenses, Nonforcible	1	1	0	0	4	2	0	0	0	0	5	3
Stolen Property Offenses (Receiving, etc.)	4	1	17	12	5	4	1	1	1	0	28	18
Weapon Law Violations	0	0	6	5	8	8	0	0	1	1	15	14
Total	167	108	1087	266	806	278	34	6	32	26	2126	684

Simpson County

A CRIME IS COMMITTED IN SIMPSON COUNTY
EVERY 5 HOURS AND 56 MINUTES

FULL TIME SWORN LAW ENFORCEMENT EMPLOYEES

Agency	Male	Female	Total
STATE POLICE	45	1	46
SIMPSON COUNTY SHERIFF'S OFFICE	11	0	11
FRANKLIN POLICE DEPARTMENT	21	3	24

**Kentucky State Police Troopers may be assigned to multiple counties per post.



County Seat: Franklin
Population: 17,793
Registered Sex Offenders: 40

**SCOTT
COUNTY**

Group A Offenses By Category	State Police		Sheriff		Georgetown PD		Stamping Ground		Sadieville PD		All Other Agencies		Total	
	Offenses		Offenses		Offenses		Offenses		Offenses		Offenses		Offenses	
	Reported	Cleared	Reported	Cleared	Reported	Cleared	Reported	Cleared	Reported	Cleared	Reported	Cleared	Reported	Cleared
Arson	3	1	0	0	1	*	0	0	0	0	0	0	4	1
Assault Offenses	11	7	88	42	402	*	0	0	0	0	1	1	502	50
Bribery	0	0	0	0	0	*	0	0	0	0	0	0	0	0
Burglary/Breaking and Entering	3	1	99	10	193	*	0	0	0	0	0	0	295	11
Counterfeiting/Forgery	2	2	8	4	46	*	0	0	0	0	0	0	56	6
Destruction/Damage/Vandalism Of Property	1	1	65	10	444	*	0	0	0	0	1	1	511	12
Drug/Narcotic Offenses	53	30	103	77	333	*	0	0	0	0	3	3	492	110
Embezzlement	0	0	0	0	0	*	0	0	0	0	0	0	0	0
Extortion/Blackmail	1	0	0	0	0	*	0	0	0	0	0	0	1	0
Fraud Offenses	4	1	26	6	91	*	0	0	0	0	0	0	121	7
Gambling Offenses	0	0	0	0	0	*	0	0	0	0	0	0	0	0
Homicide Offenses	1	1	0	0	3	*	0	0	0	0	0	0	4	1
Kidnapping/Abduction	0	0	2	1	6	*	0	0	0	0	0	0	8	1
Larceny/Theft Offenses	7	0	159	18	1051	*	1	1	0	0	1	1	1219	20
Motor Vehicle Theft	1	0	5	0	39	*	0	0	0	0	0	0	45	0
Pornography/Obscene Material	1	1	0	0	1	*	0	0	0	0	0	0	2	1
Prostitution Offenses	0	0	0	0	0	*	0	0	0	0	0	0	0	0
Robbery	0	0	4	2	42	*	0	0	0	0	0	0	46	2
Sex Offenses, Forcible	10	4	4	0	21	*	0	0	0	0	0	0	35	4
Sex Offenses, Nonforcible	0	0	0	0	2	*	0	0	0	0	0	0	2	0
Stolen Property Offenses (Receiving, etc.)	2	0	13	8	24	*	0	0	0	0	2	2	41	10
Weapon Law Violations	1	1	10	9	17	*	0	0	0	0	0	0	28	10
Total	101	50	586	187	2716	0	1	1	0	0	8	8	3412	246

*Clearance numbers are not collected for those agencies that submit data via their own Incident Based Reporting System.

**SHELBY
COUNTY**

Group A Offenses By Category	State Police		Sheriff		Shelbyville		Simpsonville		All Other Agencies		Total	
	Offenses		Offenses		Offenses		Offenses		Offenses		Offenses	
	Reported	Cleared	Reported	Cleared	Reported	Cleared	Reported	Cleared	Reported	Cleared	Reported	Cleared
Arson	0	0	1	0	3	1	0	0	0	0	4	1
Assault Offenses	32	28	196	124	95	38	3	0	4	3	330	193
Bribery	1	1	0	0	0	0	0	0	0	0	1	1
Burglary/Breaking and Entering	12	6	142	5	84	22	3	0	0	0	241	33
Counterfeiting/Forgery	3	1	68	4	37	23	1	0	0	0	109	28
Destruction/Damage/Vandalism Of Property	3	2	129	21	117	16	8	1	0	0	257	40
Drug/Narcotic Offenses	82	55	87	49	71	69	0	0	0	0	240	173
Embezzlement	0	0	0	0	0	0	0	0	0	0	0	0
Extortion/Blackmail	0	0	0	0	0	0	0	0	0	0	0	0
Fraud Offenses	4	3	42	2	35	6	1	1	24	22	106	34
Gambling Offenses	0	0	0	0	1	1	0	0	0	0	1	1
Homicide Offenses	0	0	0	0	0	0	0	0	0	0	0	0
Kidnapping/Abduction	0	0	2	2	0	0	0	0	0	0	2	2
Larceny/Theft Offenses	9	5	352	39	287	58	16	3	2	0	666	105
Motor Vehicle Theft	1	0	27	0	12	7	0	0	0	0	40	7
Pornography/Obscene Material	0	0	0	0	4	2	0	0	0	0	4	2
Prostitution Offenses	1	1	0	0	0	0	0	0	0	0	1	1
Robbery	1	0	2	0	22	6	1	0	0	0	26	6
Sex Offenses, Forcible	13	4	16	3	21	15	0	0	0	0	50	22
Sex Offenses, Nonforcible	1	1	0	0	4	2	0	0	0	0	5	3
Stolen Property Offenses (Receiving, etc.)	4	1	17	12	5	4	1	1	1	0	28	18
Weapon Law Violations	0	0	6	5	8	8	0	0	1	1	15	14
Total	167	108	1087	266	806	278	34	6	32	26	2126	684

**SCOTT
COUNTY**

Group A Offenses By Category	State Police		Sheriff		Georgetown PD		Stamping Ground		Sadieville PD		All Other Agencies		Total	
	Offenses		Offenses		Offenses		Offenses		Offenses		Offenses		Offenses	
	Reported	Cleared	Reported	Cleared	Reported	Cleared	Reported	Cleared	Reported	Cleared	Reported	Cleared	Reported	Cleared
Arson	3	1	0	0	1	*	0	0	0	0	0	0	4	1
Assault Offenses	11	7	88	42	402	*	0	0	0	0	1	1	502	50
Bribery	0	0	0	0	0	*	0	0	0	0	0	0	0	0
Burglary/Breaking and Entering	3	1	99	10	193	*	0	0	0	0	0	0	295	11
Counterfeiting/Forgery	2	2	8	4	46	*	0	0	0	0	0	0	56	6
Destruction/Damage/Vandalism Of Property	1	1	65	10	444	*	0	0	0	0	1	1	511	12
Drug/Narcotic Offenses	53	30	103	77	333	*	0	0	0	0	3	3	492	110
Embezzlement	0	0	0	0	0	*	0	0	0	0	0	0	0	0
Extortion/Blackmail	1	0	0	0	0	*	0	0	0	0	0	0	1	0
Fraud Offenses	4	1	26	6	91	*	0	0	0	0	0	0	121	7
Gambling Offenses	0	0	0	0	0	*	0	0	0	0	0	0	0	0
Homicide Offenses	1	1	0	0	3	*	0	0	0	0	0	0	4	1
Kidnapping/Abduction	0	0	2	1	6	*	0	0	0	0	0	0	8	1
Larceny/Theft Offenses	7	0	159	18	1051	*	1	1	0	0	1	1	1219	20
Motor Vehicle Theft	1	0	5	0	39	*	0	0	0	0	0	0	45	0
Pornography/Obscene Material	1	1	0	0	1	*	0	0	0	0	0	0	2	1
Prostitution Offenses	0	0	0	0	0	*	0	0	0	0	0	0	0	0
Robbery	0	0	4	2	42	*	0	0	0	0	0	0	46	2
Sex Offenses, Forcible	10	4	4	0	21	*	0	0	0	0	0	0	35	4
Sex Offenses, Nonforcible	0	0	0	0	2	*	0	0	0	0	0	0	2	0
Stolen Property Offenses (Receiving, etc.)	2	0	13	8	24	*	0	0	0	0	2	2	41	10
Weapon Law Violations	1	1	10	9	17	*	0	0	0	0	0	0	28	10
Total	101	50	586	187	2716	0	1	1	0	0	8	8	3412	246

*Clearance numbers are not collected for those agencies that submit data via their own Incident Based Reporting System.

**SCOTT
COUNTY**

Group A Offenses By Category	State Police		Sheriff		Georgetown PD		Stamping Ground		Sadieville PD		All Other Agencies		Total	
	Offenses		Offenses		Offenses		Offenses		Offenses		Offenses		Offenses	
	Reported	Cleared	Reported	Cleared	Reported	Cleared	Reported	Cleared	Reported	Cleared	Reported	Cleared	Reported	Cleared
Arson	3	1	0	0	1	*	0	0	0	0	0	0	4	1
Assault Offenses	11	7	88	42	402	*	0	0	0	0	1	1	502	50
Bribery	0	0	0	0	0	*	0	0	0	0	0	0	0	0
Burglary/Breaking and Entering	3	1	99	10	193	*	0	0	0	0	0	0	295	11
Counterfeiting/Forgery	2	2	8	4	46	*	0	0	0	0	0	0	56	6
Destruction/Damage/Vandalism Of Property	1	1	65	10	444	*	0	0	0	0	1	1	511	12
Drug/Narcotic Offenses	53	30	103	77	333	*	0	0	0	0	3	3	492	110
Embezzlement	0	0	0	0	0	*	0	0	0	0	0	0	0	0
Extortion/Blackmail	1	0	0	0	0	*	0	0	0	0	0	0	1	0
Fraud Offenses	4	1	26	6	91	*	0	0	0	0	0	0	121	7
Gambling Offenses	0	0	0	0	0	*	0	0	0	0	0	0	0	0
Homicide Offenses	1	1	0	0	3	*	0	0	0	0	0	0	4	1
Kidnapping/Abduction	0	0	2	1	6	*	0	0	0	0	0	0	8	1
Larceny/Theft Offenses	7	0	159	18	1051	*	1	1	0	0	1	1	1219	20
Motor Vehicle Theft	1	0	5	0	39	*	0	0	0	0	0	0	45	0
Pornography/Obscene Material	1	1	0	0	1	*	0	0	0	0	0	0	2	1
Prostitution Offenses	0	0	0	0	0	*	0	0	0	0	0	0	0	0
Robbery	0	0	4	2	42	*	0	0	0	0	0	0	46	2
Sex Offenses, Forcible	10	4	4	0	21	*	0	0	0	0	0	0	35	4
Sex Offenses, Nonforcible	0	0	0	0	2	*	0	0	0	0	0	0	2	0
Stolen Property Offenses (Receiving, etc.)	2	0	13	8	24	*	0	0	0	0	2	2	41	10
Weapon Law Violations	1	1	10	9	17	*	0	0	0	0	0	0	28	10
Total	101	50	586	187	2716	0	1	1	0	0	8	8	3412	246

*Clearance numbers are not collected for those agencies that submit data via their own Incident Based Reporting System.

**SHELBY
COUNTY**

Group A Offenses By Category	State Police		Sheriff		Shelbyville		Simpsonville		All Other Agencies		Total	
	Offenses		Offenses		Offenses		Offenses		Offenses		Offenses	
	Reported	Cleared	Reported	Cleared	Reported	Cleared	Reported	Cleared	Reported	Cleared	Reported	Cleared
Arson	0	0	1	0	3	1	0	0	0	0	4	1
Assault Offenses	32	28	196	124	95	38	3	0	4	3	330	193
Bribery	1	1	0	0	0	0	0	0	0	0	1	1
Burglary/Breaking and Entering	12	6	142	5	84	22	3	0	0	0	241	33
Counterfeiting/Forgery	3	1	68	4	37	23	1	0	0	0	109	28
Destruction/Damage/Vandalism Of Property	3	2	129	21	117	16	8	1	0	0	257	40
Drug/Narcotic Offenses	82	55	87	49	71	69	0	0	0	0	240	173
Embezzlement	0	0	0	0	0	0	0	0	0	0	0	0
Extortion/Blackmail	0	0	0	0	0	0	0	0	0	0	0	0
Fraud Offenses	4	3	42	2	35	6	1	1	24	22	106	34
Gambling Offenses	0	0	0	0	1	1	0	0	0	0	1	1
Homicide Offenses	0	0	0	0	0	0	0	0	0	0	0	0
Kidnapping/Abduction	0	0	2	2	0	0	0	0	0	0	2	2
Larceny/Theft Offenses	9	5	352	39	287	58	16	3	2	0	666	105
Motor Vehicle Theft	1	0	27	0	12	7	0	0	0	0	40	7
Pornography/Obscene Material	0	0	0	0	4	2	0	0	0	0	4	2
Prostitution Offenses	1	1	0	0	0	0	0	0	0	0	1	1
Robbery	1	0	2	0	22	6	1	0	0	0	26	6
Sex Offenses, Forcible	13	4	16	3	21	15	0	0	0	0	50	22
Sex Offenses, Nonforcible	1	1	0	0	4	2	0	0	0	0	5	3
Stolen Property Offenses (Receiving, etc.)	4	1	17	12	5	4	1	1	1	0	28	18
Weapon Law Violations	0	0	6	5	8	8	0	0	1	1	15	14
Total	167	108	1087	266	806	278	34	6	32	26	2126	684

**SIMPSON
COUNTY**

Group A Offenses By Category	State Police		Sheriff		Franklin		All Other Agencies		Total	
	Offenses		Offenses		Offenses		Offenses		Offenses	
	Reported	Cleared	Reported	Cleared	Reported	Cleared	Reported	Cleared	Reported	Cleared
Arson	1	0	1	0	0	0	0	0	2	0
Assault Offenses	1	1	26	10	96	61	1	1	124	73
Bribery	0	0	2	2	0	0	0	0	2	2
Burglary/Breaking and Entering	1	0	42	2	46	3	0	0	89	5
Counterfeiting/Forgery	0	0	13	2	119	15	3	0	135	17
Destruction/Damage/Vandalism Of Property	1	0	38	7	86	20	0	0	125	27
Drug/Narcotic Offenses	32	29	61	34	174	143	162	15	429	221
Embezzlement	0	0	0	0	0	0	0	0	0	0
Extortion/Blackmail	0	0	0	0	0	0	0	0	0	0
Fraud Offenses	0	0	9	1	26	7	0	0	35	8
Gambling Offenses	0	0	0	0	0	0	0	0	0	0
Homicide Offenses	0	0	1	1	0	0	0	0	1	1
Kidnapping/Abduction	0	0	2	1	2	0	0	0	4	1
Larceny/Theft Offenses	7	6	76	9	356	66	1	1	440	82
Motor Vehicle Theft	2	1	2	0	5	1	2	0	11	2
Pornography/Obscene Material	0	0	0	0	2	1	0	0	2	1
Prostitution Offenses	0	0	0	0	0	0	0	0	0	0
Robbery	0	0	1	0	6	2	0	0	7	2
Sex Offenses, Forcible	1	0	10	3	19	9	0	0	30	12
Sex Offenses, Nonforcible	0	0	1	0	1	1	0	0	2	1
Stolen Property Offenses (Receiving, etc.)	2	1	8	3	7	1	0	0	17	5
Weapon Law Violations	0	0	4	2	10	6	7	0	21	8
Total	48	38	297	77	955	336	176	17	1476	468

**SIMPSON
COUNTY**

Group A Offenses By Category	State Police		Sheriff		Franklin		All Other Agencies		Total	
	Offenses		Offenses		Offenses		Offenses		Offenses	
	Reported	Cleared	Reported	Cleared	Reported	Cleared	Reported	Cleared	Reported	Cleared
Arson	1	0	1	0	0	0	0	0	2	0
Assault Offenses	1	1	26	10	96	61	1	1	124	73
Bribery	0	0	2	2	0	0	0	0	2	2
Burglary/Breaking and Entering	1	0	42	2	46	3	0	0	89	5
Counterfeiting/Forgery	0	0	13	2	119	15	3	0	135	17
Destruction/Damage/Vandalism Of Property	1	0	38	7	86	20	0	0	125	27
Drug/Narcotic Offenses	32	29	61	34	174	143	162	15	429	221
Embezzlement	0	0	0	0	0	0	0	0	0	0
Extortion/Blackmail	0	0	0	0	0	0	0	0	0	0
Fraud Offenses	0	0	9	1	26	7	0	0	35	8
Gambling Offenses	0	0	0	0	0	0	0	0	0	0
Homicide Offenses	0	0	1	1	0	0	0	0	1	1
Kidnapping/Abduction	0	0	2	1	2	0	0	0	4	1
Larceny/Theft Offenses	7	6	76	9	356	66	1	1	440	82
Motor Vehicle Theft	2	1	2	0	5	1	2	0	11	2
Pornography/Obscene Material	0	0	0	0	2	1	0	0	2	1
Prostitution Offenses	0	0	0	0	0	0	0	0	0	0
Robbery	0	0	1	0	6	2	0	0	7	2
Sex Offenses, Forcible	1	0	10	3	19	9	0	0	30	12
Sex Offenses, Nonforcible	0	0	1	0	1	1	0	0	2	1
Stolen Property Offenses (Receiving, etc.)	2	1	8	3	7	1	0	0	17	5
Weapon Law Violations	0	0	4	2	10	6	7	0	21	8
Total	48	38	297	77	955	336	176	17	1476	468

Spencer County

A CRIME IS COMMITTED IN SPENCER COUNTY
EVERY 1 DAY AND 7 HOURS

FULL TIME SWORN LAW ENFORCEMENT EMPLOYEES

Agency	Male	Female	Total
STATE POLICE	38	2	40
SPENCER COUNTY SHERIFF'S OFFICE	10	0	10
TAYLORSVILLE POLICE DEPARTMENT	4	0	4

**Kentucky State Police Troopers may be assigned to multiple counties per post.



County Seat: Taylorsville
Population: 17,637
Registered Sex Offenders: 16

**SPENCER
COUNTY**

Group A Offenses By Category	State Police		Sheriff		Taylorsville PD		All Other Agencies		Total	
	Offenses		Offenses		Offenses		Offenses		Offenses	
	Reported	Cleared	Reported	Cleared	Reported	Cleared	Reported	Cleared	Reported	Cleared
Arson	0	0	0	0	0	0	0	0	0	0
Assault Offenses	17	11	5	2	10	5	0	0	32	18
Bribery	0	0	0	0	0	0	0	0	0	0
Burglary/Breaking and Entering	5	1	41	1	6	3	0	0	52	5
Counterfeiting/Forgery	2	1	1	1	5	1	0	0	8	3
Destruction/Damage/Vandalism Of Property	5	2	18	4	17	3	0	0	40	9
Drug/Narcotic Offenses	11	7	6	1	24	3	0	0	41	11
Embezzlement	0	0	0	0	0	0	0	0	0	0
Extortion/Blackmail	1	1	0	0	0	0	0	0	1	1
Fraud Offenses	2	0	10	2	7	0	0	0	19	2
Gambling Offenses	0	0	0	0	0	0	0	0	0	0
Homicide Offenses	0	0	0	0	0	0	0	0	0	0
Kidnapping/Abduction	0	0	0	0	0	0	0	0	0	0
Larceny/Theft Offenses	3	2	39	2	20	4	0	0	62	8
Motor Vehicle Theft	0	0	3	1	1	1	0	0	4	2
Pornography/Obscene Material	0	0	0	0	1	0	0	0	1	0
Prostitution Offenses	0	0	0	0	0	0	0	0	0	0
Robbery	1	0	0	0	0	0	0	0	1	0
Sex Offenses, Forcible	8	3	0	0	2	2	0	0	10	5
Sex Offenses, Nonforcible	1	1	0	0	0	0	0	0	1	1
Stolen Property Offenses (Receiving, etc.)	0	0	1	1	1	1	0	0	2	2
Weapon Law Violations	0	0	2	2	1	1	0	0	3	3
Total	56	29	126	17	95	24	0	0	277	70

Taylor County

A CRIME IS COMMITTED IN TAYLOR COUNTY
EVERY 4 HOURS AND 13 MINUTES.

FULL TIME SWORN LAW ENFORCEMENT EMPLOYEES

Agency	Male	Female	Total
STATE POLICE	35	0	35
TAYLOR COUNTY SHERIFF'S OFFICE	10	0	10
CAMPBELLSVILLE POLICE DEPARTMENT	21	1	22

**Kentucky State Police Troopers may be assigned to multiple counties per post.



County Seat: Campbellsville
Population: 24,649
Registered Sex Offenders: 49

**TAYLOR
COUNTY**

Group A Offenses By Category	State Police		Sheriff		Campbellsville		All Other Agencies		Total	
	Offenses		Offenses		Offenses		Offenses		Offenses	
	Reported	Cleared	Reported	Cleared	Reported	Cleared	Reported	Cleared	Reported	Cleared
Arson	0	0	0	0	0	0	0	0	0	0
Assault Offenses	5	5	46	27	843	800	0	0	894	832
Bribery	0	0	0	0	0	0	0	0	0	0
Burglary/Breaking and Entering	4	2	84	7	87	17	0	0	175	26
Counterfeiting/Forgery	1	1	14	0	23	13	0	0	38	14
Destruction/Damage/Vandalism Of Property	1	1	35	3	114	25	0	0	150	29
Drug/Narcotic Offenses	79	45	18	14	168	146	0	0	265	205
Embezzlement	0	0	0	0	0	0	0	0	0	0
Extortion/Blackmail	0	0	0	0	0	0	0	0	0	0
Fraud Offenses	1	1	17	0	43	18	0	0	61	19
Gambling Offenses	0	0	0	0	0	0	0	0	0	0
Homicide Offenses	0	0	1	1	0	0	0	0	1	1
Kidnapping/Abduction	0	0	1	1	2	2	0	0	3	3
Larceny/Theft Offenses	2	0	91	7	254	72	0	0	347	79
Motor Vehicle Theft	0	0	8	1	6	1	0	0	14	2
Pornography/Obscene Material	0	0	1	1	0	0	0	0	1	1
Prostitution Offenses	0	0	0	0	0	0	0	0	0	0
Robbery	0	0	1	0	17	10	0	0	18	10
Sex Offenses, Forcible	10	5	7	3	42	29	0	0	59	37
Sex Offenses, Nonforcible	0	0	0	0	3	1	0	0	3	1
Stolen Property Offenses (Receiving, etc.)	1	0	6	3	15	6	0	0	22	9
Weapon Law Violations	0	0	2	2	20	20	0	0	22	22
Total	104	60	332	70	1637	1160	0	0	2073	1290

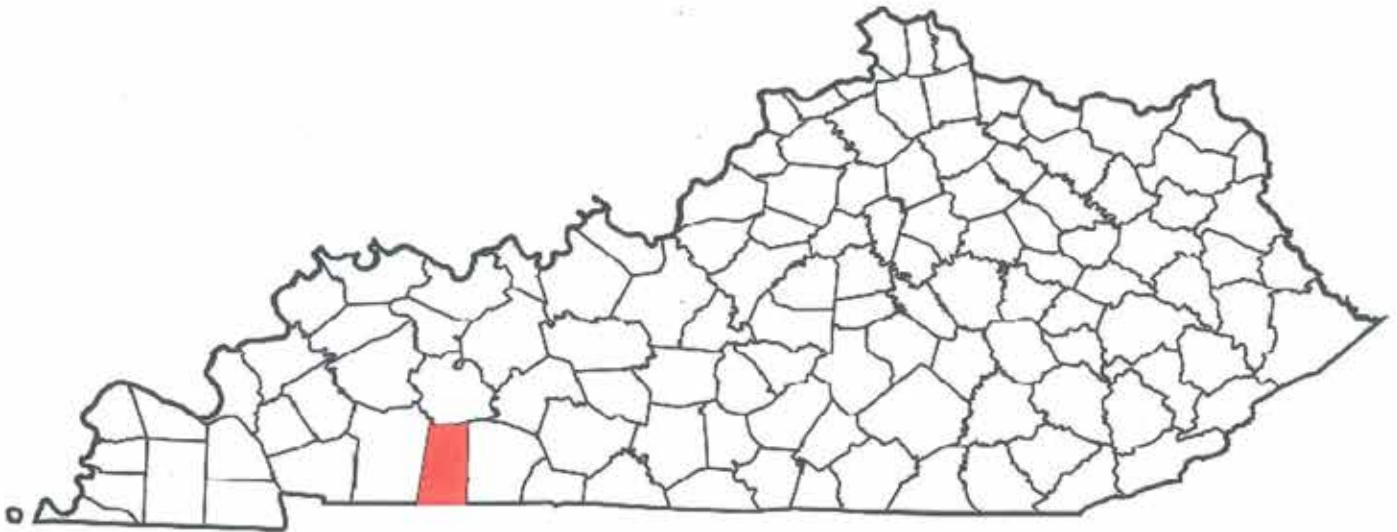
Todd County

A CRIME IS COMMITTED IN TODD COUNTY
EVERY 14 HOURS AND 31 MINUTES

FULL TIME SWORN LAW ENFORCEMENT EMPLOYEES

Agency	Male	Female	Total
STATE POLICE	41	0	41
TODD COUNTY SHERIFF'S OFFICE	4	0	4
ELKTON POLICE DEPARTMENT	6	0	6
GUTHRIE POLICE DEPARTMENT	4	0	4
TRENTON POLICE DEPARTMENT	1	0	1

**Kentucky State Police Troopers may be assigned to multiple counties per post.



County Seat: Elkton
Population: 12,503
Registered Sex Offenders: 20

**TODD
COUNTY**

Group A Offenses By Category	State Police		Sheriff		Elkton		Guthrie		Trenton		All Other Agencies		Total	
	Offenses		Offenses		Offenses		Offenses		Offenses		Offenses		Offenses	
	Reported	Cleared	Reported	Cleared	Reported	Cleared	Reported	Cleared	Reported	Cleared	Reported	Cleared	Reported	Cleared
Arson	1	0	1	0	0	0	0	0	0	0	0	0	2	0
Assault Offenses	10	9	30	24	17	9	14	14	0	0	0	0	71	56
Bribery	0	0	0	0	0	0	0	0	0	0	0	0	0	0
Burglary/Breaking and Entering	3	0	47	22	5	0	4	2	0	0	0	0	59	24
Counterfeiting/Forgery	0	0	9	2	149	0	2	0	0	0	0	0	160	2
Destruction/Damage/Vandalism Of Property	5	2	12	8	2	0	2	0	1	0	0	0	22	10
Drug/Narcotic Offenses	29	17	63	28	54	53	11	11	0	0	16	9	173	118
Embezzlement	0	0	0	0	0	0	0	0	0	0	0	0	0	0
Extortion/Blackmail	0	0	0	0	0	0	0	0	0	0	0	0	0	0
Fraud Offenses	1	1	3	1	1	0	0	0	0	0	0	0	5	2
Gambling Offenses	0	0	0	0	0	0	0	0	0	0	0	0	0	0
Homicide Offenses	0	0	0	0	0	0	0	0	0	0	0	0	0	0
Kidnapping/Abduction	0	0	1	0	0	0	0	0	0	0	0	0	1	0
Larceny/Theft Offenses	6	2	37	19	25	9	11	7	0	0	0	0	79	37
Motor Vehicle Theft	1	1	2	1	0	0	2	0	0	0	0	0	5	2
Pornography/Obscene Material	0	0	0	0	0	0	0	0	0	0	0	0	0	0
Prostitution Offenses	0	0	0	0	0	0	0	0	0	0	0	0	0	0
Robbery	0	0	0	0	2	0	0	0	0	0	0	0	2	0
Sex Offenses, Forcible	1	1	1	0	0	0	0	0	0	0	0	0	2	1
Sex Offenses, Nonforcible	0	0	0	0	0	0	0	0	0	0	0	0	0	0
Stolen Property Offenses (Receiving, etc.)	0	0	9	4	1	1	0	0	0	0	0	0	10	5
Weapon Law Violations	1	1	5	2	5	5	1	1	0	0	0	0	12	9
Total	58	34	220	111	261	77	47	35	1	0	16	9	603	266

Trigg County

A CRIME IS COMMITTED IN TRIGG COUNTY
EVERY 12 HOURS AND 16 MINUTES

FULL TIME SWORN LAW ENFORCEMENT EMPLOYEES

Agency	Male	Female	Total
STATE POLICE	36	1	37
TRIGG COUNTY SHERIFF'S OFFICE	8	1	9
CADIZ POLICE DEPARTMENT	9	0	9

**Kentucky State Police Troopers may be assigned to multiple counties per post.



County Seat: Cadiz
Population: 14,293
Registered Sex Offenders: 18

**TRIGG
COUNTY**

Group A Offenses By Category	State Police		Sheriff		Cadiz		All Other Agencies		Total	
	Offenses		Offenses		Offenses		Offenses		Offenses	
	Reported	Cleared	Reported	Cleared	Reported	Cleared	Reported	Cleared	Reported	Cleared
Arson	1	0	0	0	0	0	0	0	1	0
Assault Offenses	13	9	54	35	64	51	0	0	131	95
Bribery	0	0	0	0	0	0	0	0	0	0
Burglary/Breaking and Entering	5	0	33	5	25	5	0	0	63	10
Counterfeiting/Forgery	5	5	26	1	2	1	4	0	37	7
Destruction/Damage/Vandalism Of Property	3	1	28	12	50	21	0	0	81	34
Drug/Narcotic Offenses	24	24	63	62	54	53	5	1	146	140
Embezzlement	0	0	0	0	0	0	0	0	0	0
Extortion/Blackmail	0	0	0	0	0	0	0	0	0	0
Fraud Offenses	10	7	12	1	5	1	0	0	27	9
Gambling Offenses	0	0	0	0	0	0	0	0	0	0
Homicide Offenses	0	0	1	1	0	0	0	0	1	1
Kidnapping/Abduction	0	0	1	0	0	0	0	0	1	0
Larceny/Theft Offenses	25	17	47	7	88	39	0	0	160	63
Motor Vehicle Theft	1	0	5	2	1	1	0	0	7	3
Pornography/Obscene Material	1	0	0	0	0	0	0	0	1	0
Prostitution Offenses	0	0	0	0	0	0	0	0	0	0
Robbery	0	0	0	0	1	0	0	0	1	0
Sex Offenses, Forcible	19	0	2	2	2	1	0	0	23	3
Sex Offenses, Nonforcible	0	0	1	0	1	1	0	0	2	1
Stolen Property Offenses (Receiving, etc.)	2	2	15	14	1	1	0	0	18	17
Weapon Law Violations	0	0	12	9	2	1	0	0	14	10
Total	109	65	300	151	296	176	9	1	714	393

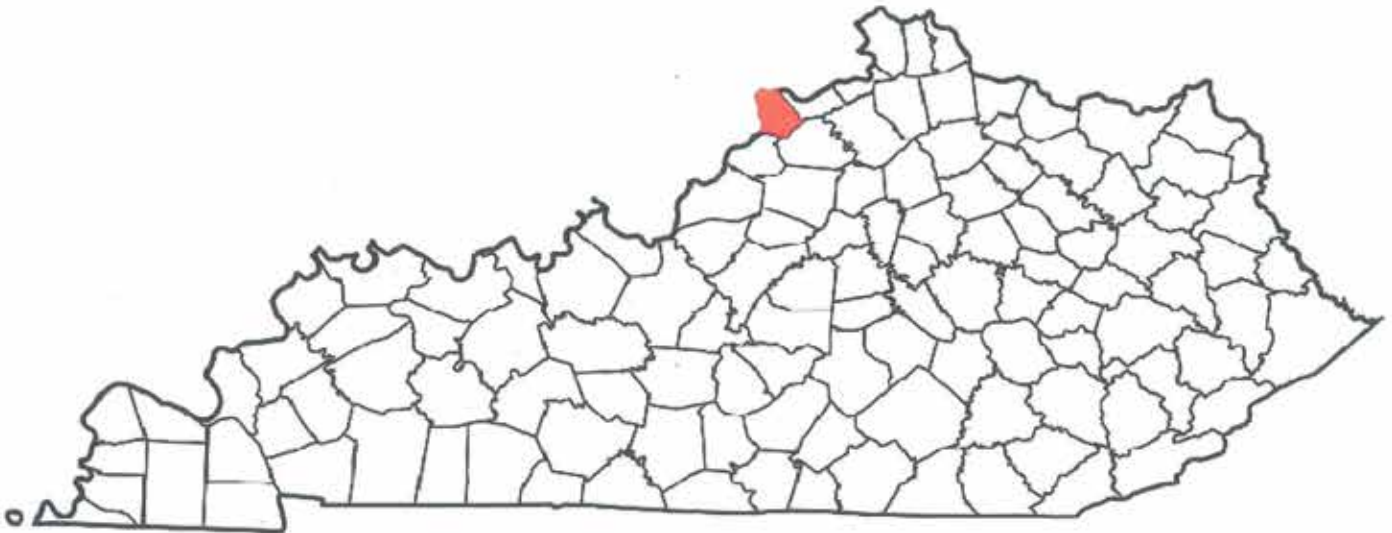
Trimble County

A CRIME IS COMMITTED IN TRIMBLE COUNTY
EVERY 1 DAY AND 1 HOUR

FULL TIME SWORN LAW ENFORCEMENT EMPLOYEES

Agency	Male	Female	Total
STATE POLICE	31	0	31
TRIMBLE COUNTY SHERIFF'S OFFICE	2	0	2

**Kentucky State Police Troopers may be assigned to multiple counties per post.



County Seat: Bedford
Population: 8,816
Registered Sex Offenders: 25

**TRIMBLE
COUNTY**

Group A Offenses By Category	State Police		Sheriff		All Other Agencies		Total	
	Offenses		Offenses		Offenses		Offenses	
	Reported	Cleared	Reported	Cleared	Reported	Cleared	Reported	Cleared
Arson	0	0	0	0	0	0	0	0
Assault Offenses	49	48	0	0	0	0	49	48
Bribery	1	1	0	0	0	0	1	1
Burglary/Breaking and Entering	32	15	0	0	0	0	32	15
Counterfeiting/Forgery	6	5	0	0	0	0	6	5
Destruction/Damage/Vandalism Of Property	13	6	0	0	0	0	13	6
Drug/Narcotic Offenses	189	173	0	0	1	1	190	174
Embezzlement	0	0	0	0	0	0	0	0
Extortion/Blackmail	0	0	0	0	0	0	0	0
Fraud Offenses	0	0	0	0	0	0	0	0
Gambling Offenses	0	0	0	0	0	0	0	0
Homicide Offenses	1	1	0	0	0	0	1	1
Kidnapping/Abduction	6	6	0	0	0	0	6	6
Larceny/Theft Offenses	15	8	2	1	0	0	17	9
Motor Vehicle Theft	5	3	0	0	0	0	5	3
Pornography/Obscene Material	1	1	0	0	0	0	1	1
Prostitution Offenses	0	0	0	0	0	0	0	0
Robbery	0	0	0	0	0	0	0	0
Sex Offenses, Forcible	11	8	0	0	0	0	11	8
Sex Offenses, Nonforcible	0	0	0	0	0	0	0	0
Stolen Property Offenses (Receiving, etc.)	9	7	0	0	0	0	9	7
Weapon Law Violations	6	6	0	0	1	1	7	7
Total	344	288	2	1	2	2	348	291

Union County

A CRIME IS COMMITTED IN UNION COUNTY
EVERY 13 HOURS AND 20 MINUTES

FULL TIME SWORN LAW ENFORCEMENT EMPLOYEES

Agency	Male	Female	Total
STATE POLICE	32	0	32
UNION COUNTY SHERIFF'S OFFICE	8	1	9
MORGANFIELD POLICE DEPARTMENT	8	0	8
STURGIS POLICE DEPARTMENT	4	0	4
UNIONTOWN POLICE DEPARTMENT	2	0	2

**Kentucky State Police Troopers may be assigned to multiple counties per post.



County Seat: Morganfield
Population: 15,029
Registered Sex Offenders: 18

**UNION
COUNTY**

Group A Offenses By Category	State Police		Sheriff		Morganfield		Sturgis		Uniontown		All Other Agencies		Total	
	Offenses		Offenses		Offenses		Offenses		Offenses		Offenses		Offenses	
	Reported	Cleared	Reported	Cleared	Reported	Cleared	Reported	Cleared	Reported	Cleared	Reported	Cleared	Reported	Cleared
Arson	0	0	0	0	0	0	0	0	0	0	0	0	0	0
Assault Offenses	6	6	50	38	27	23	11	7	4	0	0	0	101	78
Bribery	0	0	3	3	0	0	0	0	0	0	0	0	3	3
Burglary/Breaking and Entering	5	0	17	4	6	4	1	0	2	0	0	0	38	10
Counterfeiting/Forgery	21	21	12	5	11	0	0	0	0	0	0	0	44	26
Destruction/Damage/Vandalism Of Property	3	0	32	9	11	2	1	0	1	0	0	0	56	12
Drug/Narcotic Offenses	39	26	112	98	48	48	10	10	8	0	0	0	219	190
Embezzlement	0	0	0	0	0	0	0	0	0	0	0	0	0	0
Extortion/Blackmail	0	0	0	0	0	0	0	0	0	0	0	0	0	0
Fraud Offenses	1	1	7	1	0	0	0	0	1	0	0	0	9	3
Gambling Offenses	0	0	0	0	0	0	0	0	0	0	0	0	0	0
Homicide Offenses	0	0	0	0	0	0	0	0	0	0	0	0	0	0
Kidnapping/Abduction	1	1	1	1	0	0	0	0	0	0	0	0	2	2
Larceny/Theft Offenses	10	8	60	24	30	15	11	7	23	7	0	0	134	61
Motor Vehicle Theft	0	0	6	1	1	0	0	0	1	1	0	0	8	2
Pornography/Obscene Material	1	0	15	15	0	0	1	1	0	0	0	0	17	16
Prostitution Offenses	0	0	0	0	0	0	0	0	0	0	0	0	0	0
Robbery	0	0	0	0	0	0	1	1	0	0	0	0	1	1
Sex Offenses, Forcible	3	2	5	5	0	0	0	0	1	1	0	0	9	8
Sex Offenses, Nonforcible	0	0	0	0	0	0	0	0	0	0	0	0	0	0
Stolen Property Offenses (Receiving, etc.)	0	0	5	5	3	2	1	1	2	2	0	0	11	10
Weapon Law Violations	0	0	5	4	0	0	0	0	0	0	0	0	5	4
Total	90	65	330	213	137	94	37	27	63	27	0	0	657	426

Warren County

A CRIME IS COMMITTED IN WARREN COUNTY
EVERY 1 HOUR AND 1 MINUTE

FULL TIME SWORN LAW ENFORCEMENT EMPLOYEES

Agency	Male	Female	Total
STATE POLICE	45	1	46
WARREN COUNTY SHERIFF'S OFFICE	37	0	37
BOWLING GREEN POLICE DEPARTMENT	100	13	113
SMITHS GROVE POLICE DEPARTMENT	1	0	1
WESTERN KENTUCKY UNIVERSITY	27	0	27

**Kentucky State Police Troopers may be assigned to multiple counties per post.



County Seat: Bowling Green
Population: 118,370
Registered Sex Offenders: 118

**WARREN
COUNTY**

Group A Offenses By Category	State Police		Sheriff		Bowling Green		Smiths Grove		Western KY Univ.		All Other Agencies		Total	
	Offenses		Offenses		Offenses		Offenses		Offenses		Offenses		Offenses	
	Reported	Cleared	Reported	Cleared	Reported	Cleared	Reported	Cleared	Reported	Cleared	Reported	Cleared	Reported	Cleared
Arson	2	0	0	0	2	1	0	0	1	0	0	0	5	1
Assault Offenses	133	112	148	53	820	82	0	0	33	6	4	1138	257	
Bribery	1	0	1	1	1	1	0	0	0	0	0	3	2	
Burglary/Breaking and Entering	38	10	142	4	472	16	0	0	39	4	0	691	34	
Counterfeiting/Forgery	12	9	17	3	300	22	0	0	1	0	6	336	39	
Destruction/Damage/Vandalism Of Property	34	11	134	11	820	26	4	4	46	3	2	1040	57	
Drug/Narcotic Offenses	190	167	223	108	498	82	0	0	89	77	38	1038	472	
Embezzlement	0	0	0	0	0	0	0	0	0	0	0	0	0	
Extortion/Blackmail	0	0	0	0	1	0	0	0	0	0	0	1	0	
Fraud Offenses	9	4	25	3	253	7	0	0	3	0	5	295	16	
Gambling Offenses	0	0	0	0	0	0	0	0	0	0	2	2	2	
Homicide Offenses	0	0	3	0	2	0	0	0	0	0	0	5	0	
Kidnapping/Abduction	0	0	2	2	23	5	0	0	0	0	0	25	7	
Larceny/Theft Offenses	53	23	381	14	2652	423	8	8	108	6	4	3206	475	
Motor Vehicle Theft	9	2	28	3	137	7	0	0	2	1	1	177	14	
Pornography/Obscene Material	106	93	13	12	38	21	0	0	0	0	0	157	126	
Prostitution Offenses	4	4	0	0	4	0	0	0	0	0	0	8	4	
Robbery	2	0	3	1	84	7	0	0	2	0	0	91	8	
Sex Offenses, Forcible	14	3	14	2	128	5	1	1	2	0	0	159	11	
Sex Offenses, Nonforcible	6	6	2	0	22	8	0	0	0	0	0	30	14	
Stolen Property Offenses (Receiving, etc.)	15	10	10	5	86	19	0	0	4	1	1	116	36	
Weapon Law Violations	10	9	16	6	21	4	0	0	1	1	2	50	22	
Total	638	463	1162	228	6364	736	13	13	331	99	65	8573	1597	

Washington County

A CRIME IS COMMITTED IN WASHINGTON COUNTY
EVERY 2 DAYS AND 4 HOURS

FULL TIME SWORN LAW ENFORCEMENT EMPLOYEES

Agency	Male	Female	Total
STATE POLICE	35	0	35
WASHINGTON COUNTY SHERIFF'S OFFICE	4	2	6
SPRINGFIELD POLICE DEPARTMENT	8	0	8

**Kentucky State Police Troopers may be assigned to multiple counties per post.



County Seat: Springfield
Population: 11,875
Registered Sex Offenders: 22

**WASHINGTON
COUNTY**

Group A Offenses By Category	State Police		Sheriff		Springfield		All Other Agencies		Total	
	Offenses		Offenses		Offenses		Offenses		Offenses	
	Reported	Cleared	Reported	Cleared	Reported	Cleared	Reported	Cleared	Reported	Cleared
Arson	1	0	0	0	0	0	0	0	1	0
Assault Offenses	7	6	8	7	18	0	0	0	33	13
Bribery	0	0	0	0	0	0	0	0	0	0
Burglary/Breaking and Entering	3	1	13	1	9	0	0	0	25	2
Counterfeiting/Forgery	0	0	4	0	2	1	0	0	6	1
Destruction/Damage/Vandalism Of Property	6	1	4	0	7	0	0	0	17	1
Drug/Narcotic Offenses	4	0	5	5	8	3	0	0	17	8
Embezzlement	0	0	0	0	0	0	0	0	0	0
Extortion/Blackmail	0	0	0	0	0	0	0	0	0	0
Fraud Offenses	2	1	0	0	0	0	0	0	2	1
Gambling Offenses	0	0	0	0	0	0	0	0	0	0
Homicide Offenses	1	1	0	0	0	0	0	0	1	1
Kidnapping/Abduction	0	0	0	0	1	0	0	0	1	0
Larceny/Theft Offenses	0	0	10	1	13	1	0	0	23	2
Motor Vehicle Theft	0	0	2	0	5	3	0	0	7	3
Pornography/Obscene Material	1	1	0	0	0	0	0	0	1	1
Prostitution Offenses	0	0	0	0	0	0	0	0	0	0
Robbery	0	0	0	0	4	1	0	0	4	1
Sex Offenses, Forcible	22	6	0	0	0	0	0	0	22	6
Sex Offenses, Nonforcible	1	0	0	0	0	0	0	0	1	0
Stolen Property Offenses (Receiving, etc.)	2	1	0	0	1	1	0	0	3	2
Weapon Law Violations	2	2	0	0	0	0	0	0	2	2
Total	52	20	46	14	68	10	0	0	166	44

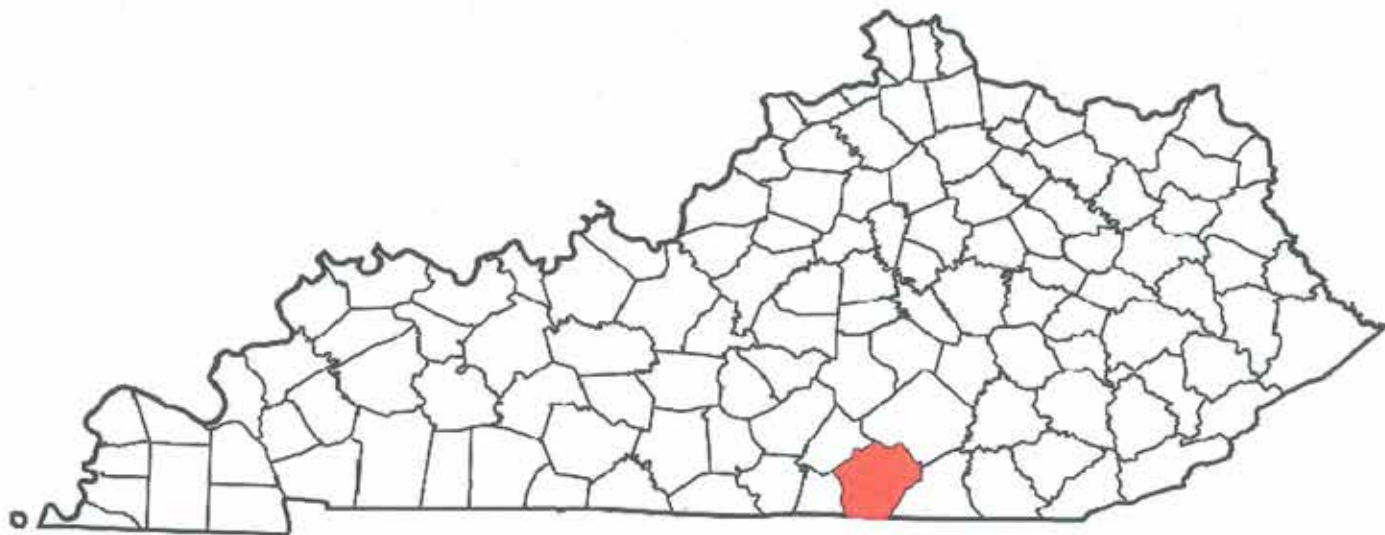
Wayne County

A CRIME IS COMMITTED IN WAYNE COUNTY
EVERY 19 HOURS AND 10 MINUTES

FULL TIME SWORN LAW ENFORCEMENT EMPLOYEES

Agency	Male	Female	Total
STATE POLICE	40	2	42
WAYNE COUNTY SHERIFF'S OFFICE	8	1	9
MONTICELLO POLICE DEPARTMENT	9	0	9

**Kentucky State Police Troopers may be assigned to multiple counties per post.



County Seat: Monticello
Population: 20,678
Registered Sex Offenders: 24

**WAYNE
COUNTY**

Group A Offenses By Category	State Police		Sheriff		Monticello		All Other Agencies		Total	
	Offenses		Offenses		Offenses		Offenses		Offenses	
	Reported	Cleared	Reported	Cleared	Reported	Cleared	Reported	Cleared	Reported	Cleared
Arson	2	0	0	0	1	0	0	0	3	0
Assault Offenses	2	2	0	0	8	3	0	0	10	5
Bribery	0	0	0	0	0	0	0	0	0	0
Burglary/Breaking and Entering	3	0	0	0	59	2	0	0	62	2
Counterfeiting/Forgery	0	0	0	0	58	1	0	0	58	1
Destruction/Damage/Vandalism Of Property	0	0	0	0	55	2	0	0	55	2
Drug/Narcotic Offenses	20	1	0	0	17	12	28	4	65	17
Embezzlement	0	0	0	0	0	0	0	0	0	0
Extortion/Blackmail	0	0	0	0	0	0	0	0	0	0
Fraud Offenses	1	0	0	0	39	0	0	0	40	0
Gambling Offenses	0	0	0	0	0	0	0	0	0	0
Homicide Offenses	0	0	0	0	0	0	0	0	0	0
Kidnapping/Abduction	0	0	0	0	1	1	0	0	1	1
Larceny/Theft Offenses	2	1	0	0	131	21	0	0	133	22
Motor Vehicle Theft	1	0	0	0	5	0	0	0	6	0
Pornography/Obscene Material	1	0	0	0	0	0	0	0	1	0
Prostitution Offenses	0	0	0	0	0	0	0	0	0	0
Robbery	0	0	0	0	2	0	0	0	2	0
Sex Offenses, Forcible	11	7	0	0	0	0	0	0	11	7
Sex Offenses, Nonforcible	3	1	0	0	0	0	0	0	3	1
Stolen Property Offenses (Receiving, etc.)	3	1	0	0	3	1	0	0	6	2
Weapon Law Violations	0	0	0	0	0	0	1	1	1	1
Total	49	13	0	0	379	43	29	5	457	61

Webster County

A CRIME IS COMMITTED IN WEBSTER COUNTY
EVERY 1 DAY AND 7 HOURS

FULL TIME SWORN LAW ENFORCEMENT EMPLOYEES

Agency	Male	Female	Total
STATE POLICE	41	0	41
WEBSTER COUNTY SHERIFF'S OFFICE	6	0	6
CLAY POLICE DEPARTMENT	1	0	1
PROVIDENCE POLICE DEPARTMENT	6	0	6
SEBREE POLICE DEPARTMENT	1	0	1

**Kentucky State Police Troopers may be assigned to multiple counties per post.



County Seat: Dixon
Population: 13,452
Registered Sex Offenders: 39

**WEBSTER
COUNTY**

Group A Offenses By Category	State Police		Sheriff		Providence		Clay		Sebree		All Other Agencies		Total		
	Offenses		Offenses		Offenses		Offenses		Offenses		Offenses		Offenses		
	Reported	Cleared	Reported	Cleared	Reported	Cleared	Reported	Cleared	Reported	Cleared	Reported	Cleared	Reported	Cleared	
Arson	6	2	0	0	0	0	0	0	0	0	0	0	0	6	2
Assault Offenses	6	4	2	2	66	35	2	2	0	0	0	0	0	76	43
Bribery	0	0	0	0	0	0	0	0	0	0	0	0	0	0	0
Burglary/Breaking and Entering	2	0	0	0	13	6	2	2	0	0	0	0	0	17	8
Counterfeiting/Forgery	1	0	0	0	0	0	0	0	0	0	0	0	0	1	0
Destruction/Damage/Vandalism Of Property	1	1	0	0	12	5	0	0	0	0	0	0	0	13	6
Drug/Narcotic Offenses	34	28	4	4	15	12	3	3	0	0	16	1	0	72	48
Embezzlement	0	0	0	0	0	0	0	0	0	0	0	0	0	0	0
Extortion/Blackmail	0	0	0	0	0	0	0	0	0	0	0	0	0	0	0
Fraud Offenses	2	2	0	0	1	0	0	0	0	0	0	0	0	3	2
Gambling Offenses	0	0	0	0	0	0	0	0	0	0	0	0	0	0	0
Homicide Offenses	0	0	0	0	0	0	0	0	0	0	0	0	0	0	0
Kidnapping/Abduction	0	0	0	0	0	0	0	0	0	0	0	0	0	0	0
Larceny/Theft Offenses	8	0	6	1	45	31	3	3	0	0	3	0	0	65	35
Motor Vehicle Theft	2	0	2	0	4	1	0	0	0	0	0	0	0	8	1
Pornography/Obscene Material	0	0	0	0	0	0	0	0	0	0	0	0	0	0	0
Prostitution Offenses	0	0	0	0	0	0	0	0	0	0	0	0	0	0	0
Robbery	0	0	0	0	2	2	0	0	0	0	0	0	0	2	2
Sex Offenses, Forcible	3	1	5	5	0	0	0	0	0	0	0	0	0	8	6
Sex Offenses, Nonforcible	3	2	0	0	0	0	0	0	0	0	0	0	0	3	2
Stolen Property Offenses (Receiving, etc.)	1	1	1	1	2	2	0	0	0	0	0	0	0	4	4
Weapon Law Violations	0	0	0	0	0	0	0	0	0	0	0	0	0	1	1
Total	69	41	20	13	160	94	10	10	0	0	20	2	279	160	

Whitley County

A CRIME IS COMMITTED IN WHITLEY COUNTY
EVERY 4 HOURS AND 42 MINUTES

FULL TIME SWORN LAW ENFORCEMENT EMPLOYEES

Agency	Male	Female	Total
STATE POLICE	40	2	42
WHITLEY COUNTY SHERIFF'S OFFICE	15	0	15
CORBIN POLICE DEPARTMENT	22	0	22
WILLIAMSBURG POLICE DEPARTMENT	12	0	12

**Kentucky State Police Troopers may be assigned to multiple counties per post.



County Seat: Williamsburg
Population: 35,766
Registered Sex Offenders: 73

**WHITLEY
COUNTY**

Group A Offenses By Category	State Police			Sheriff			Corbin			Williamsburg			All Other Agencies			Total	
	Offenses			Offenses			Offenses			Offenses			Offenses			Offenses	
	Reported	Cleared		Reported	Cleared		Reported	Cleared		Reported	Cleared		Reported	Cleared		Reported	Cleared
Arson	1	0	0	0	0	0	3	1	0	0	0	0	0	0	0	4	1
Assault Offenses	6	6	12	6	6	18	30	18	16	8	0	0	0	0	64	38	0
Bribery	0	0	0	0	0	0	0	0	0	0	0	0	0	0	0	0	0
Burglary/Breaking and Entering	12	2	75	5	5	6	65	6	30	1	0	0	0	0	182	14	0
Counterfeiting/Forgery	0	0	4	0	0	5	81	5	41	0	0	0	0	0	126	5	0
Destruction/Damage/Vandalism Of Property	4	2	44	4	4	15	84	15	12	0	0	0	0	0	144	21	0
Drug/Narcotic Offenses	138	46	145	42	42	267	328	267	34	4	0	0	0	0	645	359	0
Embezzlement	0	0	0	0	0	0	0	0	0	0	0	0	0	0	0	0	0
Extortion/Blackmail	0	0	0	0	0	0	1	0	0	0	0	0	0	0	1	0	0
Fraud Offenses	7	2	6	0	0	19	64	19	8	2	1	0	0	0	86	23	0
Gambling Offenses	0	0	0	0	0	0	0	0	0	0	0	0	0	0	0	0	0
Homicide Offenses	2	2	1	1	1	0	1	0	2	0	0	0	0	0	6	3	0
Kidnapping/Abduction	0	0	0	0	0	1	1	1	0	0	0	0	0	0	1	1	0
Larceny/Theft Offenses	30	6	107	3	3	45	232	45	86	1	0	0	0	0	455	55	0
Motor Vehicle Theft	5	2	14	2	2	3	11	3	8	0	0	0	0	0	38	7	0
Pornography/Obscene Material	1	1	0	0	0	1	2	1	0	0	0	0	0	0	3	2	0
Prostitution Offenses	0	0	0	0	0	0	0	0	0	0	0	0	0	0	0	0	0
Robbery	0	0	1	1	1	2	6	2	2	1	0	0	0	0	9	4	0
Sex Offenses, Forcible	27	22	1	0	1	3	5	1	3	1	0	0	0	0	36	24	0
Sex Offenses, Nonforcible	2	1	0	0	0	0	0	0	0	0	0	0	0	0	2	1	0
Stolen Property Offenses (Receiving, etc.)	4	4	3	1	1	10	24	10	15	4	0	0	0	0	46	19	0
Weapon Law Violations	2	2	0	0	0	3	4	3	6	3	0	0	0	0	12	8	0
Total	241	98	413	65	397	942	263	25	1	0	1860	585	0	0	0	0	0

Wolfe County

A CRIME IS COMMITTED IN WOLFE COUNTY
EVERY 2 DAYS AND 8 HOURS

FULL TIME SWORN LAW ENFORCEMENT EMPLOYEES

Agency	Male	Female	Total
STATE POLICE	43	1	44
WOLFE COUNTY SHERIFF'S OFFICE	4	0	4

**Kentucky State Police Troopers may be assigned to multiple counties per post.



County Seat: Campton
Population: 7,248
Registered Sex Offenders: 26

**WOLFE
COUNTY**

Group A Offenses By Category	State Police		Sheriff		All Other Agencies		-		Total	
	Offenses		Offenses		Offenses		Offenses		Offenses	
	Reported	Cleared	Reported	Cleared	Reported	Cleared	Reported	Cleared	Reported	Cleared
Arson	0	0	0	0	0	0	0	0	0	0
Assault Offenses	13	9	1	1	0	0	0	0	14	10
Bribery	0	0	0	0	0	0	0	0	0	0
Burglary/Breaking and Entering	18	1	12	2	0	0	0	0	30	3
Counterfeiting/Forgery	2	0	1	0	0	0	0	0	3	0
Destruction/Damage/Vandalism Of Property	4	2	6	0	0	0	0	0	10	2
Drug/Narcotic Offenses	24	16	14	5	0	0	0	0	38	21
Embezzlement	0	0	0	0	0	0	0	0	0	0
Extortion/Blackmail	0	0	0	0	0	0	0	0	0	0
Fraud Offenses	0	0	2	0	0	0	0	0	2	0
Gambling Offenses	0	0	0	0	0	0	0	0	0	0
Homicide Offenses	1	0	0	0	0	0	0	0	1	0
Kidnapping/Abduction	0	0	0	0	0	0	0	0	0	0
Larceny/Theft Offenses	14	6	23	5	0	0	0	0	37	11
Motor Vehicle Theft	3	0	1	1	0	0	0	0	4	1
Pornography/Obscene Material	2	1	0	0	0	0	0	0	2	1
Prostitution Offenses	0	0	0	0	0	0	0	0	0	0
Robbery	0	0	0	0	0	0	0	0	0	0
Sex Offenses, Forcible	6	3	0	0	0	0	0	0	6	3
Sex Offenses, Nonforcible	1	1	0	0	0	0	0	0	1	1
Stolen Property Offenses (Receiving, etc.)	4	2	0	0	0	0	0	0	4	2
Weapon Law Violations	2	2	0	0	0	0	0	0	2	2
Total	94	43	60	14	0	0	0	0	154	57

Woodford County

A CRIME IS COMMITTED IN WOODFORD COUNTY
EVERY 5 HOURS AND 48 MINUTES

FULL TIME SWORN LAW ENFORCEMENT EMPLOYEES

Agency	Male	Female	Total
STATE POLICE	38	2	40
WOODFORD COUNTY SHERIFF'S OFFICE	8	1	9
VERSAILLES POLICE DEPARTMENT	33	2	35

**Kentucky State Police Troopers may be assigned to multiple counties per post.



County Seat: Versailles
Population: 25,275
Registered Sex Offenders: 19

**WOODFORD
COUNTY**

Group A Offenses By Category	State Police		Sheriff		Versailles		All Other Agencies		Total	
	Offenses		Offenses		Offenses		Offenses		Offenses	
	Reported	Cleared	Reported	Cleared	Reported	Cleared	Reported	Cleared	Reported	Cleared
Arson	0	0	0	0	0	0	0	0	0	0
Assault Offenses	1	0	3	2	257	123	0	0	261	125
Bribery	0	0	0	0	1	0	0	0	1	0
Burglary/Breaking and Entering	1	0	1	0	128	10	0	0	130	10
Counterfeiting/Forgery	0	0	0	0	52	9	0	0	52	9
Destruction/Damage/Vandalism Of Property	0	0	0	0	158	19	0	0	158	19
Drug/Narcotic Offenses	5	1	0	0	293	269	2	2	300	272
Embezzlement	0	0	0	0	0	0	0	0	0	0
Extortion/Blackmail	0	0	0	0	0	0	0	0	0	0
Fraud Offenses	0	0	6	0	48	6	0	0	54	6
Gambling Offenses	0	0	0	0	0	0	0	0	0	0
Homicide Offenses	0	0	0	0	2	0	0	0	2	0
Kidnapping/Abduction	0	0	0	0	7	3	0	0	7	3
Larceny/Theft Offenses	0	0	15	1	447	57	0	0	462	58
Motor Vehicle Theft	0	0	0	0	23	6	1	1	24	7
Pornography/Obscene Material	0	0	0	0	8	0	0	0	8	0
Prostitution Offenses	0	0	0	0	3	2	0	0	3	2
Robbery	0	0	0	0	12	4	0	0	12	4
Sex Offenses, Forcible	3	1	0	0	10	4	0	0	13	5
Sex Offenses, Nonforcible	2	1	0	0	1	0	0	0	3	1
Stolen Property Offenses (Receiving, etc.)	0	0	0	0	11	2	0	0	11	2
Weapon Law Violations	1	1	0	0	7	4	0	0	8	5
Total	13	4	25	3	1468	518	3	3	1509	528



**PROGRAMS
OF
INTEREST**

DOMESTIC VIOLENCE

DOMESTIC VIOLENCE is a problem that has been of major news focus both nationally and in Kentucky. The number of reported cases and victims assisted in protective shelters is proof that this is a serious public safety issue worthy of priority response. Domestic violence includes any of the following crimes when committed by one family member/partner against another: Homicide, kidnapping, sex offenses, stalking, assault, and terroristic threatening.

ADMINISTRATIVE OFFICE OF THE COURTS (AOC)

Petitions filed by persons seeking Domestic Violence Protective Orders - Calendar Year: **27,279**

***RESEARCH AND STATISTICS DISCLAIMER**

Information received from COURTNET is subject to change, reprogramming, modifications of format, and availability at the direction of the Administrative Office of the Courts (AOC). Further, information received may not at any particular moment reflect the true status of court cases due to ordinary limitations, delay or errors in processing data, or delay or errors in the system's operation. The AOC disclaims and makes no warranty, express or implied, nor assumes any legal liability or responsibility, for the validity, accuracy, correctness, or completeness of any information that is available and/or obtained through COURTNET. The recipient is solely responsible for verifying the accuracy of information received from COURTNET through the cross-referencing of official court records held in the Office(s) of the Kentucky Circuit Court Clerk(s). Furthermore, the AOC shall not be liable to the recipient, the recipient's heirs and assigns, next of kin or to any third party, for any and all claims, demands, losses or damages arising from the usage of COURTNET and/or information contained therein.

Statistical Source: AOC

LAW INFORMATION NETWORK OF KY (LINK) DOMESTIC VIOLENCE FILE (ACTIVE & HISTORY)

	<u>CY 2012</u>	<u>CY 2013</u>
Emergency Temporary Orders:	12,673	11,262
Emergency Temporary Orders - Caution:	4,092	4,289
Emergency Protective Orders:	5,126	4,610
Emergency Protective Orders - Caution:	3,298	3,227
Total:	25,189	23,388

"LINK" Domestic Violence File records (active and history) reflect an 7.1% decrease from CY12 to CY13.

Kentucky law mandates Domestic Violence Protective Orders be entered into the LINK Domestic Violence File. LINK provides notice to officers of existence and status of protective orders including "Caution Indicators." The caution indicators are: weapon involved and believed to be armed/dangerous.

Statistical Source: Kentucky State Police

DOMESTIC VIOLENCE

REPORTS TO THE DEPARTMENT FOR COMMUNITY BASED SERVICES (DCBS)

The 1976 Kentucky General Assembly enacted KRS 209, the Adult Protection Act, which mandates reporting any known or suspected cases of adult abuse, neglect, or exploitation to the Cabinet for Health and Family Services, Division of Protection and Permanency, Department for Community Based Services (DCBS). DCBS protective and support services are provided to adult victims upon request. In 1978 the statute was expanded to include the mandatory reporting and delivery of voluntary protective services to victims of spouse abuse. Law enforcement agencies continue to serve as the primary reporting source to DCBS and often work together in responding to violent families.

DCBS Adult and Child Abuse 24-Hour Toll-free Reporting Hotline 1-800-752-6200

	<u>CY2012</u>	<u>CY2013</u>
Total number of Kentucky Adult Protection Service calls (Adult Abuse, Spouse Abuse, Self Neglect, Caretaker Neglect and Exploitation)	69,675	72,377
Total Number of Investigated or Assessed Reports	35,174	35,810
Domestic Violence-Individuals in Investigated or Assessed calls (reports)	19,705	19,816
Adult Abuse-Individuals in Investigated or Assessed APS calls (reports)	16,332	16,780
Percent Adult Protection Investigations due to Domestic Violence	54.7%	54.1%
Percent <i>increase</i> of Domestic Violence Investigations from 2012	-	12.6%

Kentucky has a regionalized network of 15 state-funded spouse abuse centers with shelter capacity for 460 people. Spouse abuse centers also provide crisis line services, advocacy, follow-up counseling, information and referral, community education programs and professional training.

	(502) 209-5382	
	<u>CY2012</u>	<u>CY2013</u>
Kentucky Domestic Violence Association:		
# Domestic Violence Related Calls Received	25,302	22,136
# Information and Referral Calls Received	46,441	30,883
Shelter Statistics (Unduplicated reflects first time use of services)		
* Women	2,142	2,360
* Men	25	23
* Children	1,848	1,767
* TOTAL SHELTERED	4,015	4,150
TOTAL UNABLE TO SHELTER	(2,818)	(3,017)
** TOTAL NON-RESIDENTIAL CLIENTS	18,150	21,181

*These figures are unduplicated. A woman and her children may come to a domestic violence program facility several times over the course of a year, but these figures only reflect the first time they enter a facility, or receive non-residential services. In addition, outreach services are continually being increased across the state which has increased the availability of services in outlying counties.

**These clients did not receive emergency shelter, but did receive services from the shelter programs. Some of these services include individual and/or group counseling, legal and/or agency and/or hospital advocacy, as well as, follow-up assistance.

Statistical Source: Cabinet for Health and Family Services, Division of Protection and Permanency, Department for Community Based Services

2013 HATE BIAS CRIME

DEFINITION:

A criminal offense committed against a person or property which is motivated, in whole or in part, by the offender's bias against a race, religion, disability, ethnicity/national origin, or sexual orientation. These criminal offenses are also known as "Hate Crimes."

The chart on the lower left shows how Hate Crime offenses are broken down within the twenty-two Group-A crimes for 2013. The most common offenses involving hate-bias were "Assault" and "Destruction/Damage/Vandalism of Property."

In 2013, the most commonly reported bias motivation was Racial. The second largest percentage fell under Sexual Orientation, followed by Ethnicity National Origin, then Religious. The least common bias motivation was Disability.

HATE BIAS CRIME OFFENSES		
Offense	No.	% of Total
Arson	2	0.9%
Assault Offenses	119	52.4%
Bribery	0	0.0%
Burglary/Breaking and Entering	15	6.6%
Counterfeiting/Forgery	4	1.8%
Destruction/Damage/Vandalism of Property	54	23.8%
Drug/Narcotic Offenses	5	2.2%
Embezzlement	0	0.0%
Extortion/Blackmail	1	0.4%
Fraud Offenses	1	0.4%
Gambling Offenses	0	0.0%
Homicide Offenses	1	0.4%
Kidnapping/Abduction	0	0.0%
Larceny/Theft Offenses	9	4.0%
Motor Vehicle Theft	3	1.3%
Pornography/Obscene Material	1	0.4%
Prostitution Offenses	0	0.0%
Robbery	6	2.6%
Sex Offenses (Forcible)	5	2.2%
Sex Offenses (Non-Forcible)	1	0.4%
Stolen Property Offenses (Receiving, etc.)	0	0.0%
Weapon Law Violations	0	0.0%
TOTAL	227	100.0%

HATE BIAS CRIME MOTIVATION				
Bias Nature	Group %	Bias Type	Incidents	% of Total
Racial	67.0%	Anti-White	44	19.4%
		Anti-Black	92	40.5%
		Anti-American Indian/ Alaskan Native	8	3.5%
		Anti-Asian/Pacific Islander	4	1.8%
		Anti-Multi-Racial Group	4	1.8%
		Sexual Orientation	13.7%	Anti-Male Homosexual
Anti-Female Homosexual	7	3.1%		
Anti-Homosexual Male & Female	8	3.5%		
Anti-Heterosexual	0	0.0%		
Anti-Bisexual	0	0.0%		
Ethnicity National Origin	8.8%	Anti-Arab	0	0.0%
		Anti-Hispanic Anti-Other Ethnic/ National Origin	15	6.6%
Religious	6.2%	Anti-Jewish	0	0.0%
		Anti-Catholic	0	0.0%
		Anti-Protestant	0	0.0%
		Anti-Islamic (Moslem)	4	1.8%
		Anti-Multi-Religion	1	0.4%
		Anti-Other Religion	9	4.0%
Disability	4.4%	Anti-Physical Disability	4	1.8%
		Anti-Mental Disability	6	2.6%

2013 HATE BIAS CRIME

Victim types in the hate crime data collection program are listed as: Individual, Business, Financial Institution, Government, Religious Organization, School, Society/Public, and Other. Of these victim types, "Individuals" were reported to be the main hate crime target.

HATE BIAS CRIMES BY VICTIM TYPES		
Victim Type	No.	% of Total
Individual	192	84.6%
Business	10	4.4%
Financial Institution	1	0.4%
Government	8	3.5%
Religious Organization	1	0.4%
School (Staff/Student/Parent)	9	4.0%
Society/Public	6	2.6%
Other	0	0.0%
TOTAL	227	100%

The most common race of suspected offender of hate crimes was white.

HATE BIAS CRIME OFFENDERS BY RACE		
Suspected Offenders Race	No.	% of Total
White	170	64.6%
Black	88	33.5%
American Indian/ Alaskan Native	0	0.0%
Asian/Pacific Islander	0	0.0%
Multi-Racial Group	0	0.0%
Unknown	5	1.9%
TOTAL	263	100%

The most frequently reported locations of hate bias crimes in 2013 were at residential locations, followed by highways/roadways/alleys (Including streets), and parking lots/garages.

HATE BIAS CRIME LOCATIONS		
Locations	Incidents	%
Arena/Stadium/Fairgrounds/Coliseum	1	0.4%
Bank/Savings and Loan	2	0.9%
Bar/Nightclub	2	0.9%
Church/Synagogue/Temple	2	0.9%
Commercial/Office Building	4	1.8%
Convenience Store	5	2.2%
Department/Discount store	1	0.4%
Drug Store/Doctor's Office/Hospital	3	1.3%
Government/Public Building	5	2.2%
Highway/Road/Alley (Includes Street)	39	17.2%
Hotel/Motel/etc.	1	0.4%
Industrial Site	2	0.9%
Jail/Prison (Includes Penitentiary)	3	1.3%
Other/Unknown	7	3.1%
Park/Playground	2	0.9%
Parking Lot/Garage	18	7.9%
Residence/Home	106	46.7%
Restaurant (Includes Cafeteria)	7	3.1%
School-College/University	3	1.3%
School-Elementary/Secondary	10	4.4%
Service/Gas Station	4	1.8%



**DRIVING
UNDER THE
INFLUENCE**

2013 DUI ARRESTS BY AGE, SEX, AND RACE

COUNTY	AGE			SEX			RACE				TOTAL
	ADULT	JUV	UNK	MALE	FEMALE	UNK	WHITE	BLACK	OTHER	UNK	
ADAIR	60	0	0	48	12	0	58	2	0	0	60
ALLEN	93	1	0	79	15	0	93	1	0	0	94
ANDERSON	161	0	1	126	36	0	153	9	0	0	162
BALLARD	37	0	0	28	9	0	33	4	0	0	37
BARREN	277	2	1	217	63	0	257	21	0	2	280
BATH	59	0	0	46	13	0	53	4	1	1	59
BELL	303	0	1	215	89	0	297	6	0	1	304
BOONE	652	3	0	454	201	0	626	27	2	0	655
BOURBON	238	1	1	184	56	0	212	28	0	0	240
BOYD	320	1	0	222	99	0	311	10	0	0	321
BOYLE	190	2	0	149	43	0	171	20	0	1	192
BRACKEN	24	0	0	21	3	0	24	0	0	0	24
BREATHITT	93	0	0	64	29	0	93	0	0	0	93
BRECKINRIDGE	62	0	0	48	14	0	59	3	0	0	62
BULLITT	562	1	0	434	129	0	544	17	1	1	563
BUTLER	60	0	0	53	7	0	60	0	0	0	60
CALDWELL	57	0	0	48	9	0	51	5	1	0	57
CALLOWAY	316	5	1	251	71	0	296	23	3	0	322
CAMPBELL	501	6	0	342	165	0	479	27	1	0	507
CARLISLE	14	1	0	9	6	0	15	0	0	0	15
CARROLL	172	2	0	137	37	0	162	12	0	0	174
CARTER	169	0	0	137	32	0	168	1	0	0	169
CASEY	82	1	1	55	29	0	84	0	0	0	84
CHRISTIAN	396	1	1	310	88	0	247	146	4	1	398
CLARK	159	0	0	113	46	0	144	14	1	0	159
CLAY	276	1	0	197	80	0	273	4	0	0	277
CLINTON	43	0	0	36	7	0	43	0	0	0	43
CRITTENDEN	39	0	0	28	11	0	38	1	0	0	39
CUMBERLAND	61	0	0	42	19	0	55	5	0	1	61
DAVISS	818	3	0	636	185	0	741	73	7	0	821
EDMONSON	38	0	0	31	7	0	38	0	0	0	38
ELLIOTT	20	1	0	19	2	0	21	0	0	0	21
ESTILL	56	0	1	45	12	0	57	0	0	0	57
FAYETTE	737	4	0	576	165	0	593	141	5	2	741
FLEMING	83	1	0	68	16	0	82	2	0	0	84
FLOYD	316	0	0	218	98	0	314	2	0	0	316
FRANKLIN	566	2	0	424	144	0	446	119	3	0	568
FULTON	43	0	0	33	10	0	28	15	0	0	43
GALLATIN	116	0	1	97	20	0	110	6	1	0	117
GARRARD	67	0	0	50	17	0	63	4	0	0	67
GRANT	94	0	0	64	30	0	93	1	0	0	94
GRAVES	366	6	0	285	87	0	324	47	1	0	372
GRAYSON	117	0	0	96	21	0	115	2	0	0	117
GREEN	36	0	0	28	8	0	33	3	0	0	36
GREENUP	198	1	0	140	59	0	194	3	2	0	199
HANCOCK	30	0	0	18	12	0	27	3	0	0	30

2013 DUI ARRESTS BY AGE, SEX, AND RACE

COUNTY	AGE			SEX			RACE				TOTAL
	ADULT	JUV	UNK	MALE	FEMALE	UNK	WHITE	BLACK	OTHER	UNK	
HARDIN	784	4	0	590	198	0	580	198	6	4	788
HARLAN	313	1	1	233	81	1	304	9	0	2	315
HARRISON	107	0	0	83	24	0	107	0	0	0	107
HART	90	0	0	73	17	0	85	5	0	0	90
HENDERSON	330	1	0	270	61	0	295	34	2	0	331
HENRY	139	0	0	112	27	0	127	12	0	0	139
HICKMAN	20	0	0	14	6	0	14	6	0	0	20
HOPKINS	321	2	0	241	82	0	274	47	1	1	323
JACKSON	36	1	0	34	3	0	37	0	0	0	37
JEFFERSON	716	1	2	551	168	0	522	196	1	0	719
JESSAMINE	326	3	0	243	86	0	304	23	2	0	329
JOHNSON	288	2	0	235	55	0	288	2	0	0	290
KENTON	811	2	0	581	232	0	732	74	7	0	813
KNOTT	85	0	0	64	21	0	84	1	0	0	85
KNOX	212	1	0	162	51	0	212	1	0	0	213
LARUE	101	2	0	82	21	0	87	14	2	0	103
LAUREL	758	5	0	561	202	0	747	14	2	0	763
LAWRENCE	70	0	0	50	20	0	69	0	1	0	70
LEE	45	0	1	30	16	0	45	0	0	1	46
LESLIE	37	0	0	30	7	0	37	0	0	0	37
LETCHER	108	0	0	85	23	0	108	0	0	0	108
LEWIS	45	0	1	33	13	0	46	0	0	0	46
LINCOLN	106	1	1	85	23	0	99	9	0	0	108
LIVINGSTON	56	0	1	46	11	0	56	1	0	0	57
LOGAN	180	3	0	139	44	0	164	19	0	0	183
LYON	96	3	0	74	25	0	93	5	1	0	99
MCCRACKEN	693	3	0	519	177	0	604	91	1	0	696
MCCREARY	103	0	0	79	24	0	101	2	0	0	103
MCLEAN	40	2	0	33	9	0	39	3	0	0	42
MADISON	635	0	0	467	168	0	597	35	3	0	635
MAGOFFIN	147	1	0	123	25	0	147	1	0	0	148
MARION	257	2	0	203	56	0	216	37	3	3	259
MARSHALL	208	0	0	152	56	0	205	3	0	0	208
MARTIN	78	1	0	64	15	0	78	1	0	0	79
MASON	129	0	0	86	43	0	119	10	0	0	129
MEADE	199	0	0	167	32	0	181	18	0	0	199
MENIFEE	18	0	0	13	5	0	17	1	0	0	18
MERCER	87	2	0	70	19	0	79	10	0	0	89
METCALFE	27	0	0	20	7	0	26	1	0	0	27
MONROE	43	1	0	39	5	0	40	3	0	1	44
MONTGOMERY	162	1	1	125	39	0	159	4	0	1	164
MORGAN	70	0	0	50	20	0	69	1	0	0	70
MUHLENBERG	284	1	0	220	65	0	269	12	1	3	285
NELSON	224	2	0	193	33	0	207	19	0	0	226
NICHOLAS	76	4	0	60	20	0	78	2	0	0	80
OHIO	130	0	0	103	27	0	128	1	0	1	130

2013 DUI ARRESTS BY AGE, SEX, AND RACE

COUNTY	AGE			SEX			RACE				TOTAL
	ADULT	JUV	UNK	MALE	FEMALE	UNK	WHITE	BLACK	OTHER	UNK	
OLDHAM	227	0	1	170	58	0	218	10	0	0	228
OWEN	35	0	0	27	8	0	35	0	0	0	35
OWSLEY	31	0	0	21	10	0	30	0	0	1	31
PENDLETON	55	1	0	38	18	0	55	1	0	0	56
PERRY	186	1	2	135	54	0	184	5	0	0	189
PIKE	525	2	0	369	158	0	520	5	1	1	527
POWELL	130	0	0	103	27	0	128	2	0	0	130
PULASKI	474	4	0	363	115	0	463	12	2	1	478
ROBERTSON	6	0	0	6		0	6	0	0	0	6
ROCKCASTLE	140	1	0	111	30	0	139	2	0	0	141
ROWAN	216	2	0	171	47	0	209	7	1	1	218
RUSSELL	100	1	0	80	21	0	99	2	0	0	101
SCOTT	99	0	0	77	22	0	84	14	1	0	99
SHELBY	384	2	1	307	80	0	343	41	2	1	387
SIMPSON	81	0	0	62	19	0	71	10	0	0	81
SPENCER	84	0	0	68	16	0	79	5	0	0	84
TAYLOR	195	0	0	147	48	0	172	21	1	1	195
TODD	56	0	0	47	9	0	50	6	0	0	56
TRIGG	139	1	0	108	32	0	121	18	0	1	140
TRIMBLE	60	0	0	48	12	0	59	1	0	0	60
UNION	71	1	0	55	17	0	64	8	0	0	72
WARREN	1,096	2	0	859	239	0	922	153	21	2	1,098
WASHINGTON	35	0	0	30	5	0	26	9	0	0	35
WAYNE	98	1	0	87	12	0	95	3	0	1	99
WEBSTER	53	1	0	42	12	0	50	4	0	0	54
WHITLEY	186	2	0	136	52	0	183	4	0	1	188
WOLFE	23	0	0	21	2	0	23	0	0	0	23
WOODFORD	264	3	0	200	67	0	235	28	4	0	267

STATE TOTALS	24,016	123	21	18,296	5,863	1	21,916	2,107	99	38	24,160
--------------	--------	-----	----	--------	-------	---	--------	-------	----	----	--------

DUI CONVICTIONS BY COUNTY

Please use caution in attempting to compare number of DUI arrests with number of DUI convictions due to the fact that the actual arrest and court conviction could appear in different years. Figures are compiled according to the date of the violation and the date the conviction was entered into the automated data system.

COUNTY	2009	2010	2011	2012	2013
ADAIR	72	81	90	66	81
ALLEN	95	68	70	74	89
ANDERSON	141	134	186	146	131
BALLARD	60	58	103	71	60
BARREN	248	257	256	260	239
BATH	45	42	47	38	60
BELL	341	347	295	184	229
BOONE	768	621	680	711	578
BOURBON	91	80	84	154	226
BOYD	477	428	477	354	266
BOYLE	213	189	144	209	229
BRACKEN	21	17	25	18	21
BREATHITT	147	145	117	109	105
BRECKINRIDGE	74	62	53	51	65
BULLITT	251	293	360	422	537
BUTLER	69	63	67	78	73
CALDWELL	52	45	44	54	57
CALLOWAY	296	241	235	242	278
CAMPBELL	486	476	442	399	478
CARLISLE	25	35	18	13	20
CARROLL	130	109	88	108	146
CARTER	139	108	128	128	171
CASEY	113	107	94	98	93
CHRISTIAN	775	582	482	410	388
CLARK	182	156	117	164	126
CLAY	82	111	80	165	168
CLINTON	52	51	51	47	76
CRITTENDEN	60	51	41	47	37
CUMBERLAND	50	41	36	35	48
DAVISS	746	652	657	729	717
EDMONSON	47	28	24	29	24
ELLIOTT	51	51	25	27	30
ESTILL	66	75	54	44	56
FAYETTE	1,645	1,678	1,457	1,453	1,382
FLEMING	70	74	71	67	79
FLOYD	464	349	398	372	343
FRANKLIN	377	362	363	315	394
FULTON	95	73	55	67	44
GALLATIN	91	84	96	94	83
GARRARD	101	74	64	44	47

Statistical Source: KY Transportation Cabinet, Division of Driver Licensing

DUI CONVICTIONS BY COUNTY

COUNTY	2009	2010	2011	2012	2013
GRANT	97	96	96	56	71
GRAVES	202	182	260	279	312
GRAYSON	129	111	125	116	117
GREEN	64	55	45	33	44
GREENUP	309	262	252	315	236
HANCOCK	52	36	29	69	34
HARDIN	672	708	725	922	756
HARLAN	348	253	231	276	267
HARRISON	76	62	80	68	103
HART	125	116	136	105	104
HENDERSON	349	326	416	322	339
HENRY	183	155	144	104	143
HICKMAN	26	22	31	13	16
HOPKINS	371	300	314	316	309
JACKSON	26	49	38	40	29
JEFFERSON	3,299	3,096	3,210	3,057	3,029
JESSAMINE	318	313	279	244	262
JOHNSON	269	265	248	179	223
KENTON	771	716	688	709	706
KNOTT	93	94	184	80	87
KNOX	162	195	147	224	269
LARUE	48	47	37	71	97
LAUREL	721	586	579	760	681
LAWRENCE	138	114	95	62	83
LEE	58	66	61	36	43
LESLIE	72	31	42	28	27
LETCHER	127	120	140	99	113
LEWIS	53	63	73	76	52
LINCOLN	76	79	99	98	82
LIVINGSTON	62	50	60	55	52
LOGAN	209	163	210	204	148
LYON	91	84	82	78	79
MCCRACKEN	689	507	664	696	607
MCCREARY	121	78	132	115	103
MCLEAN	42	30	55	62	42
MADISON	506	498	437	439	457
MAGOFFIN	119	120	105	78	97
MARION	145	116	140	177	200
MARSHALL	195	194	168	169	181
MARTIN	101	120	120	97	79
MASON	120	101	100	109	124
MEADE	156	147	126	138	181
MENIFEE	42	20	21	24	25
MERCER	129	111	97	73	80

Statistical Source: KY Transportation Cabinet, Division of Driver Licensing

DUI CONVICTIONS BY COUNTY

COUNTY	2009	2010	2011	2012	2013
METCALFE	80	47	46	46	29
MONROE	38	30	28	42	42
MONTGOMERY	120	89	96	101	113
MORGAN	119	92	67	76	59
MUHLENBERG	217	229	165	231	274
NELSON	255	219	208	197	194
NICHOLAS	50	52	38	49	91
OHIO	110	121	154	121	100
OLDHAM	170	216	222	220	201
OWEN	47	46	50	44	28
OWSLEY	31	19	42	36	21
PENDLETON	80	51	56	64	53
PERRY	269	209	350	265	203
PIKE	626	509	407	380	378
POWELL	97	93	118	95	101
PULASKI	387	352	333	299	372
ROBERTSON	3	9	9	4	3
ROCKCASTLE	129	145	105	104	84
ROWAN	271	278	261	260	186
RUSSELL	102	64	78	87	79
SCOTT	144	118	150	171	190
SHELBY	297	382	352	293	317
SIMPSON	92	99	108	102	95
SPENCER	114	103	104	132	115
TAYLOR	132	117	153	131	138
TODD	58	48	45	60	61
TRIGG	110	85	119	119	110
TRIMBLE	50	21	23	59	63
UNION	133	123	169	124	91
WARREN	1,013	1,075	1,029	891	940
WASHINGTON	53	37	36	33	38
WAYNE	62	53	34	49	31
WEBSTER	54	66	55	76	61
WHITLEY	186	212	241	288	261
WOLFE	42	28	49	30	26
WOODFORD	147	107	144	159	253
TOTALS	27,157	24,899	25,139	24,805	24,764

Statistical Source: KY Transportation Cabinet, Division of Driver Licensing



+



=





**2013
ARREST
DATA**

2013 STATE ARREST DATA

GROUP-A	2012 ARRESTS	% OF TOTAL	2013 ARRESTS	% OF TOTAL
Arson	219	0.1%	157	0.0%
Assault Offenses	24,311	6.6%	23,051	6.4%
Bribery	136	0.0%	88	0.0%
Burglary/Breaking and Entering	4,797	1.3%	4,158	1.2%
Counterfeiting/Forgery	5,675	1.6%	4,727	1.3%
Destruction/Damage/Vandalism of Property	4,309	1.2%	4,239	1.2%
Drug/Narcotic Offenses	52,597	14.4%	55,617	15.5%
Embezzlement	0	0.0%	0	0.0%
Extortion/Blackmail	6	0.0%	18	0.0%
Fraud Offenses	3,503	1.0%	3,443	1.0%
Gambling Offenses	22	0.0%	30	0.0%
Homicide Offenses	343	0.1%	308	0.1%
Kidnapping/Abduction	516	0.1%	479	0.1%
Larceny/Theft Offenses	35,161	9.6%	33,856	9.4%
Motor Vehicle Theft	897	0.2%	739	0.2%
Pornography/Obscene Material	8,574	2.3%	10,545	2.9%
Prostitution Offenses	441	0.1%	433	0.1%
Robbery	1,084	0.3%	999	0.3%
Sex Offenses (Forcible)	2,256	0.6%	1,998	0.6%
Sex Offenses (Non-Forcible)	318	0.1%	425	0.1%
Stolen Property Offenses (Receiving, etc.)	4,821	1.3%	4,401	1.2%
Weapon Law Violations	2,455	0.7%	2,656	0.7%
TOTAL GROUP-A ARRESTS	152,441	41.7%	152,367	42.4%

GROUP-B	2012 ARRESTS	% OF TOTAL	2013 ARRESTS	% OF TOTAL
Bad Checks	0	0.0%	0	0.0%
Curfew/Loitering/Vagrancy	111	0.0%	102	0.0%
Disorderly Conduct	7,080	1.9%	6,804	1.9%
Driving Under the Influence	26,050	7.1%	24,160	6.7%
Drunkenness	22,107	6.0%	19,894	5.5%
Family Offenses (Non-Violent)	4,196	1.1%	4,136	1.1%
Liquor Law Violations	1,800	0.5%	1,519	0.4%
Peeping Tom	16	0.0%	32	0.0%
Runaway	156	0.0%	175	0.0%
Trespass of Real Property	4,381	1.2%	3,876	1.1%
All Other Offenses	147,257	40.3%	146,678	40.8%
TOTAL GROUP-B ARRESTS	213,154	58.3%	207,376	57.6%

TOTAL CRIME ARRESTS	365,595	100%	359,743	100%
----------------------------	----------------	-------------	----------------	-------------

2013 TOTAL ARRESTS BY AGE

GROUP-A	17 & Under	18-20	21-29	30-39	40-49	50 & Above	UNK	TOTAL
Arson	31	12	28	30	40	16	0	157
Assault Offenses	1,781	1,602	6,746	6,116	3,914	2,844	48	23,051
Bribery	3	5	26	27	10	17	0	88
Burglary/Breaking and Entering	403	526	1,627	995	423	182	2	4,158
Counterfeiting/Forgery	20	218	1,636	1,531	964	358	0	4,727
Destruction/Damage/Vandalism of Property	499	631	1,343	961	511	286	8	4,239
Drug/Narcotic Offenses	1,479	6,188	18,203	15,816	8,461	5,443	27	55,617
Embezzlement	0	0	0	0	0	0	0	0
Extortion/Blackmail	2	0	9	3	2	2	0	18
Fraud Offenses	23	148	931	1,219	717	341	64	3,443
Gambling Offenses	3	1	1	4	3	17	1	30
Homicide Offenses	11	38	91	56	41	71	0	308
Kidnapping/Abduction	10	44	132	140	83	69	1	479
Larceny/Theft Offenses	1,442	2,632	9,585	10,021	5,916	4,081	179	33,856
Motor Vehicle Theft	70	105	216	216	87	45	0	739
Pornography/Obscene Material	85	128	1,429	155	253	8,495	0	10,545
Prostitution Offenses	1	14	174	124	68	52	0	433
Robbery	61	145	422	232	104	34	1	999
Sex Offenses (Forcible)	141	89	641	384	384	358	1	1,998
Sex Offenses (Non-Forcible)	3	19	182	104	58	59	0	425
Stolen Property Offenses (Receiving, etc.)	281	571	1,630	1,140	473	301	5	4,401
Weapon Law Violations	137	223	633	651	629	383	0	2,656
TOTAL GROUP-A ARRESTS	6,486	13,339	45,685	39,925	23,141	23,454	337	152,367

GROUP-B	17 & Under	18-20	21-29	30-39	40-49	50 & Above	UNK	TOTAL
Bad Checks	0	0	0	0	0	0	0	0
Curfew/Loitering/Vagrancy	4	13	31	24	21	9	0	102
Disorderly Conduct	761	637	2,037	1,522	1,007	819	21	6,804
Driving Under the Influence	129	1,525	6,953	6,335	5,007	4,209	2	24,160
Drunkenness	372	1,390	5,686	5,266	4,098	3,057	25	19,894
Family Offenses (Non-Violent)	10	74	1,152	1,569	940	382	9	4,136
Liquor Law Violations	229	873	259	49	51	55	3	1,519
Peeping Tom	2	1	7	15	3	4	0	32
Runaway	141	22	3	1	4	3	1	175
Trespass of Real Property	254	369	1,131	973	584	554	11	3,876
All Other Offenses	2,348	7,773	48,986	47,917	25,216	14,232	206	146,678
TOTAL GROUP-B ARRESTS	4,250	12,677	66,245	63,671	36,931	23,324	278	207,376

TOTAL CRIME ARRESTS	10,736	26,016	111,930	103,596	60,072	46,778	615	359,743
----------------------------	---------------	---------------	----------------	----------------	---------------	---------------	------------	----------------

2013 TOTAL ARRESTS BY SEX

GROUP-A	PERSONS ARRESTED					
	MALE	%	FEMALE	%	UNK	%
Arson	133	0.1%	24	0.0%	0	0.0%
Assault Offenses	17,309	6.7%	5,735	5.6%	7	14.6%
Bribery	66	0.0%	22	0.0%	0	0.0%
Burglary/Breaking and Entering	3,408	1.3%	750	0.7%	0	0.0%
Counterfeiting/Forgery	2,716	1.1%	2,011	2.0%	0	0.0%
Destruction/Damage/Vandalism of Property	3,457	1.3%	779	0.8%	3	6.3%
Drug/Narcotic Offenses	39,819	15.4%	15,784	15.5%	14	29.2%
Embezzlement	0	0.0%	0	0.0%	0	0.0%
Extortion/Blackmail	10	0.0%	8	0.0%	0	0.0%
Fraud Offenses	1,900	0.7%	1,543	1.5%	0	0.0%
Gambling Offenses	23	0.0%	6	0.0%	1	2.1%
Homicide Offenses	257	0.1%	51	0.1%	0	0.0%
Kidnapping/Abduction	393	0.2%	86	0.1%	0	0.0%
Larceny/Theft Offenses	17,473	6.8%	16,378	16.1%	5	10.4%
Motor Vehicle Theft	574	0.2%	165	0.2%	0	0.0%
Pornography/Obscene Material	10,469	4.1%	76	0.1%	0	0.0%
Prostitution Offenses	120	0.0%	313	0.3%	0	0.0%
Robbery	837	0.3%	161	0.2%	1	2.1%
Sex Offenses (Forcible)	1,757	0.7%	241	0.2%	0	0.0%
Sex Offenses (Non-Forcible)	381	0.1%	44	0.0%	0	0.0%
Stolen Property Offenses (Receiving, etc.)	3,395	1.3%	1,006	1.0%	0	0.0%
Weapon Law Violations	2,426	0.9%	230	0.2%	0	0.0%
TOTAL GROUP-A ARRESTS	106,923	41.4%	45,413	44.7%	31	64.6%

GROUP-B	PERSONS ARRESTED					
	MALE	%	FEMALE	%	UNK	%
Bad Checks	0	0.0%	0	0.0%	0	0.0%
Curfew/Loitering/Vagrancy	65	0.0%	37	0.0%	0	0.0%
Disorderly Conduct	4,813	1.9%	1,991	2.0%	0	0.0%
Driving Under the Influence	18,296	7.1%	5,863	5.8%	1	2.1%
Drunkenness	15,023	5.8%	4,864	4.8%	7	14.6%
Family Offenses (Non-Violent)	3,487	1.4%	648	0.6%	1	2.1%
Liquor Law Violations	1,076	0.4%	440	0.4%	3	6.3%
Peeping Tom	32	0.0%	0	0.0%	0	0.0%
Runaway	85	0.0%	90	0.1%	0	0.0%
Trespass of Real Property	2,950	1.1%	926	0.9%	0	0.0%
All Other Offenses	105,339	40.8%	41,334	40.7%	5	10.4%
TOTAL GROUP-B ARRESTS	151,166	58.6%	56,193	55.3%	17	35.4%

TOTAL CRIME ARRESTS	258,089	100%	101,606	100%	48	100%
----------------------------	----------------	-------------	----------------	-------------	-----------	-------------

Percentages shown in total categories are not intended to reflect column totals.

Percentages reflect the sex of the individual arrested for each offense type.

2013 TOTAL ARRESTS BY RACE

GROUP-A					
	WHITE	BLACK	AMERICAN INDIAN OR ALASKAN NATIVE	ASIAN OR PACIFIC ISLANDER	UNKNOWN
Arson	137	20	0	0	0
Assault Offenses	19,016	3,862	8	71	94
Bribery	66	22	0	0	0
Burglary/Breaking and Entering	3,455	681	0	6	16
Counterfeiting/Forgery	4,111	603	0	5	8
Destruction/Damage/Vandalism of Property	3,612	599	1	8	19
Drug/Narcotic Offenses	47,088	8,263	12	82	172
Embezzlement	0	0	0	0	0
Extortion/Blackmail	18	0	0	0	0
Fraud Offenses	2,793	620	4	4	22
Gambling Offenses	28	1	0	0	1
Homicide Offenses	260	47	0	0	1
Kidnapping/Abduction	386	89	0	3	1
Larceny/Theft Offenses	29,358	4,231	15	67	185
Motor Vehicle Theft	609	127	1	0	2
Pornography/Obscene Material	10,524	21	0	0	0
Prostitution Offenses	364	63	1	4	1
Robbery	632	365	0	1	1
Sex Offenses (Forcible)	1,852	129	4	2	11
Sex Offenses (Non-Forcible)	366	55	4	0	0
Stolen Property Offenses (Receiving, etc.)	3,707	669	2	9	14
Weapon Law Violations	2,069	572	6	1	8
TOTAL GROUP-A ARRESTS	130,451	21,039	58	263	556

GROUP-B					
	WHITE	BLACK	AMERICAN INDIAN OR ALASKAN NATIVE	ASIAN OR PACIFIC ISLANDER	UNKNOWN
Bad Checks	0	0	0	0	0
Curfew/Loitering/Vagrancy	76	26	0	0	0
Disorderly Conduct	5,358	1,409	1	11	25
Driving Under the Influence	21,916	2,107	23	76	38
Drunkenness	17,909	1,857	20	38	70
Family Offenses (Non-Violent)	3,341	772	0	3	20
Liquor Law Violations	1,363	133	0	9	14
Peeping Tom	30	2	0	0	0
Runaway	134	40	0	0	1
Trespass of Real Property	3,102	749	4	7	14
All Other Offenses	126,087	19,858	88	239	406
TOTAL GROUP-B ARRESTS	179,316	26,953	136	383	588

TOTAL CRIME ARRESTS	309,767	47,992	194	646	1,144
----------------------------	----------------	---------------	------------	------------	--------------

2013 TOTAL ARRESTS BY COUNTY - ADULT AND JUVENILE

GROUP-A	ADAIR				ALLEN				ANDERSON			
	ADULT	JUV	UNK	TOTAL	ADULT	JUV	UNK	TOTAL	ADULT	JUV	UNK	TOTAL
Arson	1	0	0	1	0	2	0	2	0	0	0	0
Assault Offenses	41	5	1	47	132	12	0	144	119	29	0	148
Bribery	0	0	0	0	0	0	0	0	0	0	0	0
Burglary/Breaking and Entering	4	2	0	6	27	5	0	32	28	4	0	32
Counterfeiting/Forgery	4	0	0	4	11	0	0	11	10	0	0	10
Destruction/Damage/Vandalism of Property	11	1	0	12	13	2	0	15	20	14	0	34
Drug/Narcotic Offenses	127	0	5	132	274	3	0	277	272	2	0	274
Embezzlement	0	0	0	0	0	0	0	0	0	0	0	0
Extortion/Blackmail	0	0	0	0	0	0	0	0	0	0	0	0
Fraud Offenses	6	0	0	6	12	0	0	12	20	0	0	20
Gambling Offenses	0	0	0	0	0	0	0	0	0	0	0	0
Homicide Offenses	0	0	0	0	0	0	0	0	1	0	0	1
Kidnapping/Abduction	0	0	0	0	7	0	0	7	1	0	0	1
Larceny/Theft Offenses	96	4	0	100	55	7	0	62	170	8	0	178
Motor Vehicle Theft	2	0	0	2	1	0	0	1	2	8	0	10
Pornography/Obscene Material	1	0	0	1	20	0	0	20	0	1	0	1
Prostitution Offenses	0	0	0	0	0	0	0	0	0	0	0	0
Robbery	3	0	0	3	7	0	0	7	3	1	0	4
Sex Offenses (Forcible)	1	0	0	1	14	1	0	15	3	0	0	3
Sex Offenses (Non-Forcible)	1	0	0	1	32	0	0	32	0	0	0	0
Stolen Property Offenses (Receiving, etc.)	8	0	0	8	28	3	0	31	6	0	0	6
Weapon Law Violations	9	0	0	9	15	0	0	15	7	2	0	9
TOTAL GROUP-A ARRESTS	315	12	6	333	648	35	0	683	662	69	0	731

GROUP-B	ADULT	JUV	UNK	TOTAL	ADULT	JUV	UNK	TOTAL	ADULT	JUV	UNK	TOTAL
Bad Checks	0	0	0	0	0	0	0	0	0	0	0	0
Curfew/Loitering/Vagrancy	0	0	0	0	0	0	0	0	0	0	0	0
Disorderly Conduct	10	1	1	12	11	20	0	31	32	5	0	37
Driving Under the Influence	60	0	0	60	93	1	0	94	161	0	1	162
Drunkenness	68	3	2	73	44	5	0	49	72	1	0	73
Family Offenses (Non-Violent)	15	0	0	15	37	0	0	37	17	0	0	17
Liquor Law Violations	2	0	0	2	2	4	0	6	3	0	0	3
Peeping Tom	0	0	0	0	1	0	0	1	1	0	0	1
Runaway	0	0	0	0	0	0	0	0	0	1	0	1
Trespass of Real Property	6	0	0	6	8	0	0	8	15	0	0	15
All Other Offenses	316	4	0	320	916	12	2	930	864	21	1	886
TOTAL GROUP-B ARRESTS	477	8	3	488	1,112	42	2	1,156	1,165	28	2	1,195

TOTAL CRIMES	792	20	9	821	1,760	77	2	1,839	1,827	97	2	1,926
---------------------	------------	-----------	----------	------------	--------------	-----------	----------	--------------	--------------	-----------	----------	--------------

2013 TOTAL ARRESTS BY COUNTY - ADULT AND JUVENILE

GROUP-A	BALLARD				BARREN				BATH			
	ADULT	JUV	UNK	TOTAL	ADULT	JUV	UNK	TOTAL	ADULT	JUV	UNK	TOTAL
Arson	2	0	0	2	1	0	0	1	0	0	0	0
Assault Offenses	45	3	0	48	372	11	0	383	39	0	0	39
Bribery	0	0	0	0	0	0	0	0	0	0	0	0
Burglary/Breaking and Entering	18	8	0	26	37	0	0	37	5	0	0	5
Counterfeiting/Forgery	1	0	0	1	20	0	0	20	1	0	0	1
Destruction/Damage/Vandalism of Property	10	0	0	10	75	2	0	77	10	0	0	10
Drug/Narcotic Offenses	75	0	0	75	808	3	1	812	170	2	0	172
Embezzlement	0	0	0	0	0	0	0	0	0	0	0	0
Extortion/Blackmail	0	0	0	0	0	0	0	0	0	0	0	0
Fraud Offenses	3	0	0	3	33	0	1	34	5	0	0	5
Gambling Offenses	0	0	0	0	2	0	0	2	0	0	0	0
Homicide Offenses	1	0	0	1	2	0	0	2	1	0	0	1
Kidnapping/Abduction	0	0	0	0	7	0	0	7	0	0	0	0
Larceny/Theft Offenses	78	5	0	83	460	5	2	467	54	0	0	54
Motor Vehicle Theft	3	0	0	3	4	0	0	4	2	0	0	2
Pornography/Obscene Material	0	0	0	0	13	7	0	20	0	0	0	0
Prostitution Offenses	0	0	0	0	1	0	0	1	0	0	0	0
Robbery	0	0	0	0	7	0	0	7	0	0	0	0
Sex Offenses (Forcible)	4	4	0	8	147	0	4	151	0	0	0	0
Sex Offenses (Non-Forcible)	1	0	0	1	5	0	0	5	0	0	0	0
Stolen Property Offenses (Receiving, etc.)	0	0	0	0	51	0	0	51	12	0	0	12
Weapon Law Violations	1	0	0	1	44	0	0	44	4	0	0	4
TOTAL GROUP-A ARRESTS	242	20	0	262	2,089	28	8	2,125	303	2	0	305

GROUP-B	ADULT	JUV	UNK	TOTAL	ADULT	JUV	UNK	TOTAL	ADULT	JUV	UNK	TOTAL
Bad Checks	0	0	0	0	0	0	0	0	0	0	0	0
Curfew/Loitering/Vagrancy	0	0	0	0	0	0	0	0	0	0	0	0
Disorderly Conduct	4	0	0	4	74	2	0	76	5	1	0	6
Driving Under the Influence	37	0	0	37	278	2	0	280	59	0	0	59
Drunkenness	18	0	0	18	267	2	1	270	59	6	0	65
Family Offenses (Non-Violent)	10	0	0	10	50	0	0	50	7	0	0	7
Liquor Law Violations	4	0	0	4	13	1	0	14	3	0	0	3
Peeping Tom	0	0	0	0	0	0	0	0	0	0	0	0
Runaway	0	0	0	0	0	0	0	0	0	2	0	2
Trespass of Real Property	6	0	0	6	34	1	0	35	3	0	0	3
All Other Offenses	269	1	0	270	1,381	12	3	1,396	385	2	0	387
TOTAL GROUP-B ARRESTS	348	1	0	349	2,097	20	4	2,121	521	11	0	532

TOTAL CRIMES	590	21	0	611	4,186	48	12	4,246	824	13	0	837
---------------------	------------	-----------	----------	------------	--------------	-----------	-----------	--------------	------------	-----------	----------	------------

2013 TOTAL ARRESTS BY COUNTY - ADULT AND JUVENILE

GROUP-A	BELL				BOONE				BOURBON			
	ADULT	JUV	UNK	TOTAL	ADULT	JUV	UNK	TOTAL	ADULT	JUV	UNK	TOTAL
Arson	3	0	0	3	3	1	0	4	1	2	0	3
Assault Offenses	244	6	0	250	311	57	1	369	123	18	0	141
Bribery	3	0	0	3	0	1	0	1	0	0	0	0
Burglary/Breaking and Entering	26	1	0	27	101	29	0	130	33	0	0	33
Counterfeiting/Forgery	28	1	0	29	127	0	0	127	81	0	0	81
Destruction/Damage/Vandalism of Property	33	1	0	34	105	29	1	135	19	2	0	21
Drug/Narcotic Offenses	513	4	0	517	1,738	108	1	1,847	267	6	0	273
Embezzlement	0	0	0	0	0	0	0	0	0	0	0	0
Extortion/Blackmail	0	0	0	0	0	0	0	0	0	0	0	0
Fraud Offenses	44	0	0	44	148	1	2	151	12	0	0	12
Gambling Offenses	3	0	0	3	0	0	0	0	0	0	0	0
Homicide Offenses	1	0	0	1	8	0	0	8	0	0	0	0
Kidnapping/Abduction	3	0	0	3	12	0	0	12	2	0	0	2
Larceny/Theft Offenses	447	24	0	471	1,070	53	4	1,127	181	0	3	184
Motor Vehicle Theft	7	1	0	8	15	0	0	15	3	0	0	3
Pornography/Obscene Material	2	1	0	3	45	0	0	45	20	0	0	20
Prostitution Offenses	8	0	0	8	1	0	0	1	0	0	0	0
Robbery	28	0	0	28	23	0	0	23	7	0	0	7
Sex Offenses (Forcible)	2	5	0	7	31	5	0	36	0	0	0	0
Sex Offenses (Non-Forcible)	2	0	0	2	10	0	0	10	0	0	0	0
Stolen Property Offenses (Receiving, etc.)	38	3	2	43	195	18	1	214	24	0	0	24
Weapon Law Violations	17	0	0	17	33	20	0	53	22	0	0	22
TOTAL GROUP-A ARRESTS	1,452	47	2	1,501	3,976	322	10	4,308	795	28	3	826

GROUP-B	ADULT	JUV	UNK	TOTAL	ADULT	JUV	UNK	TOTAL	ADULT	JUV	UNK	TOTAL
Bad Checks	0	0	0	0	0	0	0	0	0	0	0	0
Curfew/Loitering/Vagrancy	0	0	0	0	0	0	0	0	0	0	0	0
Disorderly Conduct	102	6	0	108	87	83	0	170	64	9	0	73
Driving Under the Influence	304	0	0	304	652	3	0	655	238	1	1	240
Drunkenness	258	3	0	261	542	22	0	564	248	1	1	250
Family Offenses (Non-Violent)	23	0	0	23	232	0	1	233	27	0	1	28
Liquor Law Violations	2	0	0	2	25	21	1	47	5	0	0	5
Peeping Tom	0	0	0	0	0	0	0	0	0	0	0	0
Runaway	0	3	0	3	2	11	0	13	0	0	0	0
Trespass of Real Property	64	0	0	64	74	23	1	98	29	0	1	30
All Other Offenses	3,196	11	6	3,213	3,510	93	5	3,608	881	29	3	913
TOTAL GROUP-B ARRESTS	3,949	23	6	3,978	5,124	256	8	5,388	1,492	40	7	1,539

TOTAL CRIMES	5,401	70	8	5,479	9,100	578	18	9,696	2,287	68	10	2,365
---------------------	--------------	-----------	----------	--------------	--------------	------------	-----------	--------------	--------------	-----------	-----------	--------------

2013 TOTAL ARRESTS BY COUNTY - ADULT AND JUVENILE

GROUP-A	BOYD				BOYLE				BRACKEN			
	ADULT	JUV	UNK	TOTAL	ADULT	JUV	UNK	TOTAL	ADULT	JUV	UNK	TOTAL
Arson	0	0	0	0	3	0	0	3	0	0	0	0
Assault Offenses	236	12	0	248	200	22	0	222	24	1	1	26
Bribery	0	0	0	0	1	0	0	1	0	0	0	0
Burglary/Breaking and Entering	50	0	0	50	42	0	0	42	7	3	0	10
Counterfeiting/Forgery	19	0	0	19	22	0	0	22	0	0	0	0
Destruction/Damage/Vandalism of Property	16	0	0	16	25	0	0	25	5	0	0	5
Drug/Narcotic Offenses	844	11	0	855	239	6	0	245	45	0	0	45
Embezzlement	0	0	0	0	0	0	0	0	0	0	0	0
Extortion/Blackmail	0	0	0	0	0	0	0	0	0	0	0	0
Fraud Offenses	59	0	0	59	36	0	0	36	5	0	0	5
Gambling Offenses	0	0	0	0	0	0	0	0	0	0	0	0
Homicide Offenses	5	0	0	5	12	3	0	15	0	0	0	0
Kidnapping/Abduction	8	0	0	8	5	0	0	5	0	0	0	0
Larceny/Theft Offenses	650	20	3	673	251	22	1	274	26	5	1	32
Motor Vehicle Theft	9	0	0	9	9	1	0	10	2	0	0	2
Pornography/Obscene Material	3	0	0	3	4	0	0	4	0	0	0	0
Prostitution Offenses	22	0	0	22	0	0	0	0	0	0	0	0
Robbery	22	0	0	22	17	0	0	17	1	0	0	1
Sex Offenses (Forcible)	9	0	0	9	6	0	0	6	2	10	0	12
Sex Offenses (Non-Forcible)	1	0	0	1	0	0	0	0	1	0	0	1
Stolen Property Offenses (Receiving, etc.)	81	2	0	83	48	3	0	51	4	0	0	4
Weapon Law Violations	30	0	0	30	10	1	0	11	1	0	0	1
TOTAL GROUP-A ARRESTS	2,064	45	3	2,112	930	58	1	989	123	19	2	144

GROUP-B	ADULT	JUV	UNK	TOTAL	ADULT	JUV	UNK	TOTAL	ADULT	JUV	UNK	TOTAL
Bad Checks	0	0	0	0	0	0	0	0	0	0	0	0
Curfew/Loitering/Vagrancy	0	0	0	0	0	0	0	0	0	0	0	0
Disorderly Conduct	47	4	0	51	44	3	1	48	5	1	0	6
Driving Under the Influence	320	1	0	321	190	2	0	192	24	0	0	24
Drunkenness	401	2	1	404	160	1	0	161	24	0	0	24
Family Offenses (Non-Violent)	40	0	0	40	55	0	0	55	18	0	0	18
Liquor Law Violations	7	0	0	7	6	0	0	6	2	0	0	2
Peeping Tom	0	0	0	0	1	0	0	1	0	0	0	0
Runaway	0	2	0	2	0	0	0	0	0	0	0	0
Trespass of Real Property	33	2	0	35	22	2	0	24	3	0	0	3
All Other Offenses	2,639	32	7	2,678	1,125	4	2	1,131	182	1	1	184
TOTAL GROUP-B ARRESTS	3,487	43	8	3,538	1,603	12	3	1,618	258	2	1	261

TOTAL CRIMES	5,551	88	11	5,650	2,533	70	4	2,607	381	21	3	405
---------------------	--------------	-----------	-----------	--------------	--------------	-----------	----------	--------------	------------	-----------	----------	------------

2013 TOTAL ARRESTS BY COUNTY - ADULT AND JUVENILE

GROUP-A	BREATHITT				BRECKINRIDGE				BULLITT			
	ADULT	JUV	UNK	TOTAL	ADULT	JUV	UNK	TOTAL	ADULT	JUV	UNK	TOTAL
Arson	0	0	0	0	1	0	0	1	1	0	0	1
Assault Offenses	52	4	0	56	103	3	1	107	421	47	2	470
Bribery	0	0	0	0	0	0	0	0	1	0	0	1
Burglary/Breaking and Entering	4	0	0	4	16	0	0	16	56	5	0	61
Counterfeiting/Forgery	16	0	0	16	4	0	0	4	13	0	0	13
Destruction/Damage/Vandalism of Property	9	1	0	10	15	0	0	15	93	10	0	103
Drug/Narcotic Offenses	162	0	0	162	178	5	0	183	1,357	15	0	1,372
Embezzlement	0	0	0	0	0	0	0	0	0	0	0	0
Extortion/Blackmail	0	0	0	0	0	0	0	0	0	0	0	0
Fraud Offenses	0	0	0	0	8	0	0	8	58	0	0	58
Gambling Offenses	0	0	0	0	0	0	0	0	0	0	0	0
Homicide Offenses	0	0	0	0	2	0	0	2	1	0	0	1
Kidnapping/Abduction	0	0	0	0	0	0	0	0	13	0	0	13
Larceny/Theft Offenses	62	0	0	62	176	4	1	181	355	21	1	377
Motor Vehicle Theft	3	0	0	3	2	0	0	2	6	2	0	8
Pornography/Obscene Material	0	0	0	0	4	0	0	4	5	0	0	5
Prostitution Offenses	0	0	0	0	1	0	0	1	15	0	0	15
Robbery	0	0	0	0	0	0	0	0	7	2	0	9
Sex Offenses (Forcible)	1	0	0	1	5	0	0	5	8	1	0	9
Sex Offenses (Non-Forcible)	0	0	0	0	0	0	0	0	0	0	0	0
Stolen Property Offenses (Receiving, etc.)	7	0	0	7	13	0	0	13	50	15	0	65
Weapon Law Violations	3	0	0	3	9	0	0	9	47	1	0	48
TOTAL GROUP-A ARRESTS	319	5	0	324	537	12	2	551	2,507	119	3	2,629

GROUP-B	ADULT	JUV	UNK	TOTAL	ADULT	JUV	UNK	TOTAL	ADULT	JUV	UNK	TOTAL
Bad Checks	0	0	0	0	0	0	0	0	0	0	0	0
Curfew/Loitering/Vagrancy	0	0	0	0	0	0	0	0	4	0	0	4
Disorderly Conduct	17	0	0	17	16	0	1	17	80	12	0	92
Driving Under the Influence	93	0	0	93	62	0	0	62	562	1	0	563
Drunkenness	105	1	0	106	46	0	1	47	279	11	1	291
Family Offenses (Non-Violent)	7	0	0	7	51	0	0	51	58	0	0	58
Liquor Law Violations	0	0	0	0	11	0	0	11	20	5	0	25
Peeping Tom	0	0	0	0	0	0	0	0	0	0	0	0
Runaway	0	0	0	0	0	0	0	0	0	0	0	0
Trespass of Real Property	6	0	0	6	15	0	0	15	62	6	0	68
All Other Offenses	510	0	0	510	370	4	0	374	1,372	43	2	1,417
TOTAL GROUP-B ARRESTS	738	1	0	739	571	4	2	577	2,437	78	3	2,518

TOTAL CRIMES	1,057	6	0	1,063	1,108	16	4	1,128	4,944	197	6	5,147
---------------------	--------------	----------	----------	--------------	--------------	-----------	----------	--------------	--------------	------------	----------	--------------

2013 TOTAL ARRESTS BY COUNTY - ADULT AND JUVENILE

GROUP-A	BUTLER				CALDWELL				CALLOWAY			
	ADULT	JUV	UNK	TOTAL	ADULT	JUV	UNK	TOTAL	ADULT	JUV	UNK	TOTAL
Arson	3	0	0	3	0	0	0	0	6	0	0	6
Assault Offenses	38	4	0	42	95	8	0	103	253	7	1	261
Bribery	0	0	0	0	0	0	0	0	0	0	0	0
Burglary/Breaking and Entering	10	0	0	10	12	0	0	12	36	0	0	36
Counterfeiting/Forgery	13	0	0	13	70	0	0	70	9	0	0	9
Destruction/Damage/Vandalism of Property	5	6	0	11	8	1	0	9	38	0	0	38
Drug/Narcotic Offenses	97	1	0	98	193	8	0	201	643	24	0	667
Embezzlement	0	0	0	0	0	0	0	0	0	0	0	0
Extortion/Blackmail	0	0	0	0	0	0	0	0	0	0	0	0
Fraud Offenses	5	0	0	5	4	0	0	4	12	0	0	12
Gambling Offenses	0	0	0	0	0	0	0	0	0	0	0	0
Homicide Offenses	0	0	0	0	2	0	0	2	5	0	0	5
Kidnapping/Abduction	2	0	0	2	5	0	0	5	12	0	0	12
Larceny/Theft Offenses	60	5	0	65	231	4	1	236	470	33	3	506
Motor Vehicle Theft	3	0	0	3	3	0	0	3	0	0	0	0
Pornography/Obscene Material	1	0	0	1	8	0	0	8	0	0	0	0
Prostitution Offenses	0	0	0	0	0	0	0	0	0	0	0	0
Robbery	0	0	0	0	1	0	0	1	7	0	0	7
Sex Offenses (Forcible)	63	0	0	63	3	1	0	4	16	0	0	16
Sex Offenses (Non-Forcible)	40	0	0	40	2	0	0	2	7	0	0	7
Stolen Property Offenses (Receiving, etc.)	2	0	0	2	9	0	0	9	76	7	0	83
Weapon Law Violations	4	0	0	4	9	0	0	9	35	2	0	37
TOTAL GROUP-A ARRESTS	346	16	0	362	655	22	1	678	1,625	73	4	1,702

GROUP-B												
Bad Checks	0	0	0	0	0	0	0	0	0	0	0	0
Curfew/Loitering/Vagrancy	0	0	0	0	0	0	0	0	0	0	0	0
Disorderly Conduct	21	1	0	22	30	1	0	31	26	1	0	27
Driving Under the Influence	60	0	0	60	57	0	0	57	317	5	0	322
Drunkenness	46	0	0	46	43	7	0	50	187	2	0	189
Family Offenses (Non-Violent)	11	0	0	11	14	0	0	14	76	0	0	76
Liquor Law Violations	1	0	0	1	4	4	0	8	51	1	0	52
Peeping Tom	0	0	0	0	0	0	0	0	1	0	0	1
Runaway	0	0	0	0	0	0	0	0	0	0	0	0
Trespass of Real Property	5	0	0	5	9	0	0	9	29	4	1	34
All Other Offenses	216	7	0	223	436	3	0	439	985	2	1	988
TOTAL GROUP-B ARRESTS	360	8	0	368	593	15	0	608	1,672	15	2	1,689

TOTAL CRIMES	706	24	0	730	1,248	37	1	1,286	3,297	88	6	3,391
---------------------	------------	-----------	----------	------------	--------------	-----------	----------	--------------	--------------	-----------	----------	--------------

2013 TOTAL ARRESTS BY COUNTY - ADULT AND JUVENILE

GROUP-A	CAMPBELL				CARLISLE				CARROLL			
	ADULT	JUV	UNK	TOTAL	ADULT	JUV	UNK	TOTAL	ADULT	JUV	UNK	TOTAL
Arson	2	2	0	4	0	0	0	0	0	0	0	0
Assault Offenses	294	34	2	330	32	0	0	32	105	11	0	116
Bribery	1	0	0	1	0	0	0	0	0	0	0	0
Burglary/Breaking and Entering	71	19	0	90	6	0	0	6	10	3	0	13
Counterfeiting/Forgery	132	2	0	134	4	0	0	4	29	0	0	29
Destruction/Damage/Vandalism of Property	43	22	1	66	4	0	0	4	11	6	0	17
Drug/Narcotic Offenses	2,241	72	1	2,314	23	4	0	27	481	17	0	498
Embezzlement	0	0	0	0	0	0	0	0	0	0	0	0
Extortion/Blackmail	2	0	0	2	0	0	0	0	0	0	0	0
Fraud Offenses	64	2	0	66	1	0	0	1	6	0	0	6
Gambling Offenses	0	0	0	0	0	0	0	0	0	0	0	0
Homicide Offenses	1	0	0	1	0	0	0	0	1	0	0	1
Kidnapping/Abduction	5	0	0	5	2	0	0	2	1	0	0	1
Larceny/Theft Offenses	536	43	4	583	34	0	0	34	90	16	2	108
Motor Vehicle Theft	6	2	1	9	0	1	0	1	3	0	0	3
Pornography/Obscene Material	1	0	0	1	0	0	0	0	10	0	0	10
Prostitution Offenses	6	0	0	6	0	0	0	0	0	0	0	0
Robbery	24	9	0	33	0	0	0	0	0	0	0	0
Sex Offenses (Forcible)	27	9	0	36	0	0	0	0	4	0	0	4
Sex Offenses (Non-Forcible)	7	0	0	7	0	0	0	0	0	0	0	0
Stolen Property Offenses (Receiving, etc.)	92	18	0	110	4	0	0	4	16	1	0	17
Weapon Law Violations	45	4	0	49	4	0	0	4	5	1	0	6
TOTAL GROUP-A ARRESTS	3,600	238	9	3,847	114	5	0	119	772	55	2	829

GROUP-B	ADULT	JUV	UNK	TOTAL	ADULT	JUV	UNK	TOTAL	ADULT	JUV	UNK	TOTAL
Bad Checks	0	0	0	0	0	0	0	0	0	0	0	0
Curfew/Loitering/Vagrancy	6	2	0	8	0	0	0	0	0	0	0	0
Disorderly Conduct	320	26	0	346	0	0	0	0	32	3	0	35
Driving Under the Influence	501	6	0	507	14	1	0	15	172	2	0	174
Drunkenness	729	15	0	744	7	0	0	7	118	3	0	121
Family Offenses (Non-Violent)	51	0	0	51	0	0	0	0	32	0	0	32
Liquor Law Violations	68	27	0	95	2	4	0	6	1	1	0	2
Peeping Tom	0	0	0	0	0	0	0	0	0	0	0	0
Runaway	4	5	0	9	0	0	0	0	0	0	0	0
Trespass of Real Property	120	14	1	135	1	0	0	1	5	2	0	7
All Other Offenses	3,899	74	4	3,977	91	0	0	91	931	13	3	947
TOTAL GROUP-B ARRESTS	5,698	169	5	5,872	115	5	0	120	1,291	24	3	1,318

TOTAL CRIMES	9,298	407	14	9,719	229	10	0	239	2,063	79	5	2,147
---------------------	--------------	------------	-----------	--------------	------------	-----------	----------	------------	--------------	-----------	----------	--------------

2013 TOTAL ARRESTS BY COUNTY - ADULT AND JUVENILE

GROUP-A	CARTER				CASEY				CHRISTIAN			
	ADULT	JUV	UNK	TOTAL	ADULT	JUV	UNK	TOTAL	ADULT	JUV	UNK	TOTAL
Arson	0	0	0	0	0	0	0	0	0	0	0	0
Assault Offenses	104	8	0	112	74	4	1	79	699	97	2	798
Bribery	0	0	0	0	0	0	0	0	3	2	0	5
Burglary/Breaking and Entering	14	0	0	14	21	5	0	26	88	17	0	105
Counterfeiting/Forgery	16	0	0	16	16	0	0	16	217	1	0	218
Destruction/Damage/Vandalism of Property	14	1	0	15	32	7	0	39	134	10	0	144
Drug/Narcotic Offenses	184	5	0	189	124	2	0	126	1,259	66	0	1,325
Embezzlement	0	0	0	0	0	0	0	0	0	0	0	0
Extortion/Blackmail	0	0	0	0	0	0	0	0	1	0	0	1
Fraud Offenses	5	0	0	5	4	0	0	4	95	1	0	96
Gambling Offenses	0	0	0	0	0	0	0	0	0	0	0	0
Homicide Offenses	1	0	0	1	0	0	0	0	12	0	0	12
Kidnapping/Abduction	0	0	0	0	0	0	0	0	22	1	0	23
Larceny/Theft Offenses	89	4	1	94	261	5	27	293	754	34	3	791
Motor Vehicle Theft	7	2	0	9	6	0	0	6	10	1	0	11
Pornography/Obscene Material	0	0	0	0	17	0	0	17	14	6	0	20
Prostitution Offenses	1	0	0	1	0	0	0	0	0	0	0	0
Robbery	3	0	0	3	0	0	0	0	33	0	0	33
Sex Offenses (Forcible)	6	5	0	11	2	1	0	3	98	18	0	116
Sex Offenses (Non-Forcible)	1	0	0	1	0	0	0	0	2	0	0	2
Stolen Property Offenses (Receiving, etc.)	18	0	0	18	17	0	0	17	117	13	0	130
Weapon Law Violations	12	0	0	12	5	0	0	5	109	12	1	122
TOTAL GROUP-A ARRESTS	475	25	1	501	579	24	28	631	3,667	279	6	3,952

GROUP-B												
Bad Checks	0	0	0	0	0	0	0	0	0	0	0	0
Curfew/Loitering/Vagrancy	0	0	0	0	0	0	0	0	0	1	0	1
Disorderly Conduct	13	0	0	13	7	1	0	8	155	61	0	216
Driving Under the Influence	169	0	0	169	83	1	0	84	397	1	0	398
Drunkenness	76	0	0	76	37	1	0	38	332	4	0	336
Family Offenses (Non-Violent)	9	0	0	9	8	0	0	8	140	8	0	148
Liquor Law Violations	2	0	0	2	0	0	0	0	8	2	0	10
Peeping Tom	0	0	0	0	1	0	0	1	0	0	0	0
Runaway	0	2	0	2	0	0	0	0	0	1	0	1
Trespass of Real Property	8	0	0	8	15	1	0	16	91	4	0	95
All Other Offenses	1,296	2	0	1,298	247	1	4	252	4,274	326	10	4,610
TOTAL GROUP-B ARRESTS	1,573	4	0	1,577	398	5	4	407	5,397	408	10	5,815

TOTAL CRIMES	2,048	29	1	2,078	977	29	32	1,038	9,064	687	16	9,767
---------------------	--------------	-----------	----------	--------------	------------	-----------	-----------	--------------	--------------	------------	-----------	--------------

2013 TOTAL ARRESTS BY COUNTY - ADULT AND JUVENILE

GROUP-A	CLARK				CLAY				CLINTON			
	ADULT	JUV	UNK	TOTAL	ADULT	JUV	UNK	TOTAL	ADULT	JUV	UNK	TOTAL
Arson	2	0	0	2	1	0	0	1	0	0	0	0
Assault Offenses	168	3	1	172	249	30	0	279	2	0	0	2
Bribery	0	0	0	0	2	0	0	2	0	0	0	0
Burglary/Breaking and Entering	43	2	0	45	33	0	0	33	0	0	0	0
Counterfeiting/Forgery	34	0	0	34	18	0	0	18	0	0	0	0
Destruction/Damage/Vandalism of Property	29	3	0	32	59	2	0	61	0	0	0	0
Drug/Narcotic Offenses	367	0	1	368	424	11	0	435	39	0	0	39
Embezzlement	0	0	0	0	0	0	0	0	0	0	0	0
Extortion/Blackmail	0	0	0	0	0	0	0	0	0	0	0	0
Fraud Offenses	28	0	0	28	35	0	0	35	0	0	0	0
Gambling Offenses	4	0	0	4	0	0	0	0	0	0	0	0
Homicide Offenses	3	0	0	3	11	0	0	11	3	0	0	3
Kidnapping/Abduction	5	0	0	5	1	0	0	1	0	0	0	0
Larceny/Theft Offenses	434	4	15	453	232	5	1	238	13	0	0	13
Motor Vehicle Theft	6	1	0	7	2	0	0	2	0	0	0	0
Pornography/Obscene Material	4	0	0	4	0	0	0	0	0	0	0	0
Prostitution Offenses	6	0	0	6	0	0	0	0	0	0	0	0
Robbery	11	0	0	11	8	2	0	10	0	0	0	0
Sex Offenses (Forcible)	6	0	0	6	2	0	0	2	0	0	0	0
Sex Offenses (Non-Forcible)	0	0	0	0	2	0	0	2	0	0	0	0
Stolen Property Offenses (Receiving, etc.)	77	1	0	78	25	2	0	27	0	0	0	0
Weapon Law Violations	17	0	0	17	28	0	0	28	0	0	0	0
TOTAL GROUP-A ARRESTS	1,244	14	17	1,275	1,132	52	1	1,185	57	0	0	57

GROUP-B	ADULT	JUV	UNK	TOTAL	ADULT	JUV	UNK	TOTAL	ADULT	JUV	UNK	TOTAL
Bad Checks	0	0	0	0	0	0	0	0	0	0	0	0
Curfew/Loitering/Vagrancy	0	0	0	0	0	0	0	0	0	0	0	0
Disorderly Conduct	76	1	0	77	97	7	1	105	2	0	0	2
Driving Under the Influence	159	0	0	159	276	1	0	277	43	0	0	43
Drunkenness	468	1	0	469	307	7	1	315	8	0	0	8
Family Offenses (Non-Violent)	39	0	0	39	24	0	0	24	0	0	0	0
Liquor Law Violations	1	0	0	1	1	0	0	1	0	0	0	0
Peeping Tom	0	0	0	0	0	0	0	0	0	0	0	0
Runaway	0	1	0	1	0	0	0	0	0	0	0	0
Trespass of Real Property	28	2	0	30	32	1	0	33	0	0	0	0
All Other Offenses	1,376	3	4	1,383	1,048	21	1	1,070	130	0	0	130
TOTAL GROUP-B ARRESTS	2,147	8	4	2,159	1,785	37	3	1,825	183	0	0	183

TOTAL CRIMES	3,391	22	21	3,434	2,917	89	4	3,010	240	0	0	240
---------------------	--------------	-----------	-----------	--------------	--------------	-----------	----------	--------------	------------	----------	----------	------------

2013 TOTAL ARRESTS BY COUNTY - ADULT AND JUVENILE

GROUP-A	CRITTENDEN				CUMBERLAND				DAVISS			
	ADULT	JUV	UNK	TOTAL	ADULT	JUV	UNK	TOTAL	ADULT	JUV	UNK	TOTAL
Arson	0	0	0	0	0	0	0	0	11	2	0	13
Assault Offenses	62	1	0	63	42	0	0	42	653	211	1	865
Bribery	1	0	0	1	0	0	0	0	1	0	0	1
Burglary/Breaking and Entering	10	0	0	10	9	0	0	9	132	15	0	147
Counterfeiting/Forgery	21	0	0	21	4	0	0	4	123	0	0	123
Destruction/Damage/Vandalism of Property	16	0	0	16	5	0	0	5	123	66	1	190
Drug/Narcotic Offenses	98	0	0	98	50	0	0	50	2,296	95	2	2,393
Embezzlement	0	0	0	0	0	0	0	0	0	0	0	0
Extortion/Blackmail	0	0	0	0	0	0	0	0	0	0	0	0
Fraud Offenses	3	0	0	3	3	0	0	3	111	4	0	115
Gambling Offenses	0	0	0	0	0	0	0	0	1	0	0	1
Homicide Offenses	1	0	0	1	0	0	0	0	4	0	0	4
Kidnapping/Abduction	1	0	0	1	0	0	0	0	9	0	0	9
Larceny/Theft Offenses	230	0	1	231	117	0	0	117	1,442	107	5	1,554
Motor Vehicle Theft	2	0	0	2	1	0	0	1	30	9	0	39
Pornography/Obscene Material	53	0	0	53	0	0	0	0	9,685	1	0	9,686
Prostitution Offenses	0	0	0	0	0	0	0	0	3	0	0	3
Robbery	0	0	0	0	2	0	0	2	38	2	0	40
Sex Offenses (Forcible)	2	0	0	2	0	0	0	0	58	11	0	69
Sex Offenses (Non-Forcible)	3	0	0	3	0	0	0	0	3	0	0	3
Stolen Property Offenses (Receiving, etc.)	5	1	0	6	4	0	0	4	166	17	0	183
Weapon Law Violations	13	0	0	13	5	0	0	5	53	3	0	56
TOTAL GROUP-A ARRESTS	521	2	1	524	242	0	0	242	14,942	543	9	15,494

GROUP-B	ADULT	JUV	UNK	TOTAL	ADULT	JUV	UNK	TOTAL	ADULT	JUV	UNK	TOTAL
Bad Checks	0	0	0	0	0	0	0	0	0	0	0	0
Curfew/Loitering/Vagrancy	0	0	0	0	0	0	0	0	0	0	0	0
Disorderly Conduct	4	0	0	4	10	0	0	10	202	81	0	283
Driving Under the Influence	39	0	0	39	61	0	0	61	818	3	0	821
Drunkenness	23	0	0	23	20	0	0	20	546	22	0	568
Family Offenses (Non-Violent)	10	0	0	10	14	0	0	14	93	0	0	93
Liquor Law Violations	16	0	0	16	1	0	0	1	81	25	0	106
Peeping Tom	0	0	0	0	0	0	0	0	1	0	0	1
Runaway	0	0	0	0	0	0	0	0	3	16	0	19
Trespass of Real Property	17	0	0	17	9	0	0	9	182	36	0	218
All Other Offenses	318	1	1	320	129	2	0	131	4,538	200	7	4,745
TOTAL GROUP-B ARRESTS	427	1	1	429	244	2	0	246	6,464	383	7	6,854

TOTAL CRIMES	948	3	2	953	486	2	0	488	21,406	926	16	22,348
---------------------	------------	----------	----------	------------	------------	----------	----------	------------	---------------	------------	-----------	---------------

2013 TOTAL ARRESTS BY COUNTY - ADULT AND JUVENILE

GROUP-A	EDMONSON				ELLIOTT				ESTILL			
	ADULT	JUV	UNK	TOTAL	ADULT	JUV	UNK	TOTAL	ADULT	JUV	UNK	TOTAL
Arson	0	0	0	0	0	0	0	0	0	0	0	0
Assault Offenses	51	9	0	60	17	5	0	22	46	6	0	52
Bribery	0	0	0	0	0	0	0	0	0	0	0	0
Burglary/Breaking and Entering	13	1	0	14	9	0	0	9	5	0	0	5
Counterfeiting/Forgery	3	0	0	3	14	0	0	14	8	0	0	8
Destruction/Damage/Vandalism of Property	11	2	0	13	9	5	0	14	7	0	0	7
Drug/Narcotic Offenses	79	0	3	82	46	0	0	46	152	1	0	153
Embezzlement	0	0	0	0	0	0	0	0	0	0	0	0
Extortion/Blackmail	0	0	0	0	0	0	0	0	0	0	0	0
Fraud Offenses	3	0	0	3	0	0	0	0	19	0	0	19
Gambling Offenses	0	0	0	0	0	0	0	0	0	0	0	0
Homicide Offenses	0	0	0	0	1	0	0	1	0	0	0	0
Kidnapping/Abduction	3	0	0	3	0	0	0	0	1	0	0	1
Larceny/Theft Offenses	67	0	0	67	23	0	0	23	23	1	0	24
Motor Vehicle Theft	1	0	0	1	2	0	0	2	1	0	0	1
Pornography/Obscene Material	0	0	0	0	0	0	0	0	0	0	0	0
Prostitution Offenses	0	0	0	0	0	0	0	0	0	0	0	0
Robbery	0	0	0	0	0	0	0	0	6	0	0	6
Sex Offenses (Forcible)	28	1	0	29	0	0	0	0	41	0	0	41
Sex Offenses (Non-Forcible)	3	0	0	3	0	0	0	0	0	0	0	0
Stolen Property Offenses (Receiving, etc.)	17	0	0	17	6	0	0	6	10	0	0	10
Weapon Law Violations	13	0	0	13	3	1	0	4	3	0	0	3
TOTAL GROUP-A ARRESTS	292	13	3	308	130	11	0	141	322	8	0	330

GROUP-B	ADULT	JUV	UNK	TOTAL	ADULT	JUV	UNK	TOTAL	ADULT	JUV	UNK	TOTAL
Bad Checks	0	0	0	0	0	0	0	0	0	0	0	0
Curfew/Loitering/Vagrancy	0	0	0	0	0	0	0	0	0	0	0	0
Disorderly Conduct	7	0	0	7	3	0	0	3	20	0	0	20
Driving Under the Influence	38	0	0	38	20	1	0	21	57	0	0	57
Drunkenness	24	0	0	24	29	0	0	29	77	3	0	80
Family Offenses (Non-Violent)	4	0	0	4	3	0	0	3	3	0	0	3
Liquor Law Violations	0	0	0	0	0	0	0	0	0	0	0	0
Peeping Tom	0	0	0	0	0	0	0	0	0	0	0	0
Runaway	0	0	0	0	0	0	0	0	12	0	0	12
Trespass of Real Property	4	2	0	6	1	0	0	1	12	0	0	12
All Other Offenses	272	0	0	272	267	11	0	278	567	1	0	568
TOTAL GROUP-B ARRESTS	349	2	0	351	323	12	0	335	748	4	0	752

TOTAL CRIMES	641	15	3	659	453	23	0	476	1,070	12	0	1,082
---------------------	------------	-----------	----------	------------	------------	-----------	----------	------------	--------------	-----------	----------	--------------

2013 TOTAL ARRESTS BY COUNTY - ADULT AND JUVENILE

GROUP-A	FAYETTE				FLEMING				FLOYD			
	ADULT	JUV	UNK	TOTAL	ADULT	JUV	UNK	TOTAL	ADULT	JUV	UNK	TOTAL
Arson	2	1	0	3	0	0	0	0	0	2	0	2
Assault Offenses	381	64	2	447	76	7	0	83	236	11	1	248
Bribery	0	0	0	0	0	0	0	0	2	0	0	2
Burglary/Breaking and Entering	95	51	0	146	10	1	0	11	22	0	0	22
Counterfeiting/Forgery	255	0	0	255	9	0	0	9	49	0	0	49
Destruction/Damage/Vandalism of Property	77	21	1	99	18	5	0	23	38	0	0	38
Drug/Narcotic Offenses	1,971	72	2	2,045	67	5	0	72	517	8	0	525
Embezzlement	0	0	0	0	0	0	0	0	0	0	0	0
Extortion/Blackmail	0	0	0	0	0	0	0	0	1	0	0	1
Fraud Offenses	141	0	0	141	5	2	0	7	12	0	0	12
Gambling Offenses	4	0	0	4	0	0	0	0	0	0	0	0
Homicide Offenses	0	0	0	0	0	0	0	0	5	0	0	5
Kidnapping/Abduction	5	2	0	7	0	2	0	2	1	0	0	1
Larceny/Theft Offenses	1,595	217	2	1,814	127	4	2	133	128	1	0	129
Motor Vehicle Theft	17	2	0	19	2	0	0	2	14	1	0	15
Pornography/Obscene Material	22	5	0	27	0	0	0	0	2	2	0	4
Prostitution Offenses	99	0	0	99	0	0	0	0	0	0	0	0
Robbery	27	19	0	46	0	0	0	0	2	0	0	2
Sex Offenses (Forcible)	12	1	0	13	0	0	0	0	3	0	0	3
Sex Offenses (Non-Forcible)	4	0	0	4	0	0	0	0	0	0	0	0
Stolen Property Offenses (Receiving, etc.)	219	48	0	267	9	4	0	13	16	0	0	16
Weapon Law Violations	93	26	1	120	4	0	0	4	25	0	0	25
TOTAL GROUP-A ARRESTS	5,019	529	8	5,556	327	30	2	359	1,073	25	1	1,099

GROUP-B												
Bad Checks	0	0	0	0	0	0	0	0	0	0	0	0
Curfew/Loitering/Vagrancy	56	0	0	56	0	0	0	0	0	0	0	0
Disorderly Conduct	151	30	0	181	22	1	0	23	54	0	0	54
Driving Under the Influence	737	4	0	741	83	1	0	84	316	0	0	316
Drunkenness	782	5	0	787	55	3	2	60	231	1	0	232
Family Offenses (Non-Violent)	69	1	0	70	9	0	0	9	7	0	0	7
Liquor Law Violations	208	6	0	214	0	0	0	0	5	1	0	6
Peeping Tom	0	0	0	0	0	0	0	0	0	0	0	0
Runaway	6	41	1	48	0	0	0	0	0	1	0	1
Trespass of Real Property	352	25	0	377	2	0	0	2	19	0	1	20
All Other Offenses	3,198	192	3	3,393	444	6	2	452	2,446	5	0	2,451
TOTAL GROUP-B ARRESTS	5,559	304	4	5,867	615	11	4	630	3,078	8	1	3,087

TOTAL CRIMES	10,578	833	12	11,423	942	41	6	989	4,151	33	2	4,186
---------------------	---------------	------------	-----------	---------------	------------	-----------	----------	------------	--------------	-----------	----------	--------------

2013 TOTAL ARRESTS BY COUNTY - ADULT AND JUVENILE

GROUP-A	FRANKLIN				FULTON				GALLATIN			
	ADULT	JUV	UNK	TOTAL	ADULT	JUV	UNK	TOTAL	ADULT	JUV	UNK	TOTAL
Arson	2	0	0	2	0	0	0	0	1	0	0	1
Assault Offenses	438	46	2	486	91	2	1	94	72	0	2	74
Bribery	1	0	0	1	1	0	0	1	0	0	0	0
Burglary/Breaking and Entering	65	4	0	69	6	5	1	12	7	0	0	7
Counterfeiting/Forgery	58	0	0	58	2	0	0	2	6	0	0	6
Destruction/Damage/Vandalism of Property	58	9	0	67	19	4	1	24	12	0	0	12
Drug/Narcotic Offenses	1,033	35	0	1,068	111	0	1	112	245	3	0	248
Embezzlement	0	0	0	0	0	0	0	0	0	0	0	0
Extortion/Blackmail	1	0	0	1	0	0	0	0	2	0	0	2
Fraud Offenses	95	0	0	95	9	0	0	9	8	0	0	8
Gambling Offenses	0	0	0	0	0	0	0	0	0	0	0	0
Homicide Offenses	2	0	0	2	2	0	0	2	1	0	0	1
Kidnapping/Abduction	6	0	0	6	2	0	0	2	3	0	0	3
Larceny/Theft Offenses	568	20	0	588	47	5	1	53	66	3	1	70
Motor Vehicle Theft	12	2	0	14	2	0	0	2	5	0	0	5
Pornography/Obscene Material	0	0	0	0	0	0	0	0	0	0	0	0
Prostitution Offenses	0	0	0	0	1	0	1	2	0	0	0	0
Robbery	32	1	0	33	2	0	0	2	1	0	0	1
Sex Offenses (Forcible)	38	1	0	39	5	0	0	5	0	0	0	0
Sex Offenses (Non-Forcible)	4	0	0	4	3	0	0	3	1	0	0	1
Stolen Property Offenses (Receiving, etc.)	77	4	0	81	7	1	0	8	5	1	0	6
Weapon Law Violations	30	2	0	32	7	0	0	7	1	0	0	1
TOTAL GROUP-A ARRESTS	2,520	124	2	2,646	317	17	6	340	436	7	3	446

GROUP-B	ADULT	JUV	UNK	TOTAL	ADULT	JUV	UNK	TOTAL	ADULT	JUV	UNK	TOTAL
Bad Checks	0	0	0	0	0	0	0	0	0	0	0	0
Curfew/Loitering/Vagrancy	3	0	0	3	0	0	0	0	0	0	0	0
Disorderly Conduct	217	11	1	229	25	4	0	29	12	2	1	15
Driving Under the Influence	566	2	0	568	43	0	0	43	116	0	1	117
Drunkenness	298	6	1	305	47	0	0	47	22	2	0	24
Family Offenses (Non-Violent)	79	0	0	79	10	0	0	10	12	0	2	14
Liquor Law Violations	12	3	0	15	8	0	0	8	2	2	0	4
Peeping Tom	1	0	0	1	0	0	0	0	0	0	0	0
Runaway	1	9	0	10	0	0	0	0	0	0	0	0
Trespass of Real Property	68	10	0	78	14	3	0	17	7	0	1	8
All Other Offenses	3,558	76	4	3,638	630	2	1	633	506	6	3	515
TOTAL GROUP-B ARRESTS	4,803	117	6	4,926	777	9	1	787	677	12	8	697

TOTAL CRIMES	7,323	241	8	7,572	1,094	26	7	1,127	1,113	19	11	1,143
---------------------	--------------	------------	----------	--------------	--------------	-----------	----------	--------------	--------------	-----------	-----------	--------------

2013 TOTAL ARRESTS BY COUNTY - ADULT AND JUVENILE

GROUP-A	GARRARD				GRANT				GRAVES			
	ADULT	JUV	UNK	TOTAL	ADULT	JUV	UNK	TOTAL	ADULT	JUV	UNK	TOTAL
Arson	0	0	0	0	0	0	0	0	0	0	0	0
Assault Offenses	134	6	0	140	74	13	0	87	463	26	1	490
Bribery	0	0	0	0	0	0	0	0	2	0	0	2
Burglary/Breaking and Entering	16	0	0	16	23	0	0	23	64	2	0	66
Counterfeiting/Forgery	6	0	0	6	19	0	0	19	111	0	0	111
Destruction/Damage/Vandalism of Property	19	1	0	20	9	1	0	10	46	2	0	48
Drug/Narcotic Offenses	95	4	0	99	331	14	0	345	859	24	0	883
Embezzlement	0	0	0	0	0	0	0	0	0	0	0	0
Extortion/Blackmail	0	0	0	0	0	0	0	0	0	0	0	0
Fraud Offenses	28	0	0	28	4	0	0	4	83	0	1	84
Gambling Offenses	0	0	0	0	0	0	0	0	0	0	0	0
Homicide Offenses	0	0	0	0	0	0	0	0	4	0	0	4
Kidnapping/Abduction	2	0	0	2	2	0	0	2	10	0	0	10
Larceny/Theft Offenses	127	2	1	130	129	6	0	135	322	10	0	332
Motor Vehicle Theft	2	0	0	2	7	0	0	7	12	0	0	12
Pornography/Obscene Material	24	0	0	24	0	0	0	0	2	0	0	2
Prostitution Offenses	0	0	0	0	0	0	0	0	0	0	0	0
Robbery	0	0	0	0	2	0	0	2	6	1	0	7
Sex Offenses (Forcible)	7	0	0	7	9	4	0	13	23	1	0	24
Sex Offenses (Non-Forcible)	0	0	0	0	0	0	0	0	33	0	0	33
Stolen Property Offenses (Receiving, etc.)	18	0	0	18	18	0	0	18	45	2	0	47
Weapon Law Violations	11	0	0	11	8	2	0	10	47	0	0	47
TOTAL GROUP-A ARRESTS	489	13	1	503	635	40	0	675	2,132	68	2	2,202

GROUP-B	ADULT	JUV	UNK	TOTAL	ADULT	JUV	UNK	TOTAL	ADULT	JUV	UNK	TOTAL
Bad Checks	0	0	0	0	0	0	0	0	0	0	0	0
Curfew/Loitering/Vagrancy	0	0	0	0	0	0	0	0	0	0	0	0
Disorderly Conduct	17	0	0	17	19	4	0	23	128	5	0	133
Driving Under the Influence	67	0	0	67	94	0	0	94	366	6	0	372
Drunkenness	29	1	0	30	58	1	0	59	249	4	0	253
Family Offenses (Non-Violent)	10	0	0	10	40	0	0	40	66	0	0	66
Liquor Law Violations	4	0	0	4	0	1	0	1	13	0	0	13
Peeping Tom	0	0	0	0	0	0	0	0	1	0	0	1
Runaway	0	0	0	0	0	0	0	0	0	0	0	0
Trespass of Real Property	15	1	0	16	7	0	0	7	46	0	0	46
All Other Offenses	402	1	2	405	906	22	2	930	1,471	7	1	1,479
TOTAL GROUP-B ARRESTS	544	3	2	549	1,124	28	2	1,154	2,340	22	1	2,363

TOTAL CRIMES	1,033	16	3	1,052	1,759	68	2	1,829	4,472	90	3	4,565
---------------------	--------------	-----------	----------	--------------	--------------	-----------	----------	--------------	--------------	-----------	----------	--------------

2013 TOTAL ARRESTS BY COUNTY - ADULT AND JUVENILE

GROUP-A	GRAYSON				GREEN				GREENUP			
	ADULT	JUV	UNK	TOTAL	ADULT	JUV	UNK	TOTAL	ADULT	JUV	UNK	TOTAL
Arson	0	0	0	0	0	0	0	0	3	0	0	3
Assault Offenses	176	5	0	181	54	6	0	60	71	5	1	77
Bribery	0	0	0	0	0	0	0	0	0	0	0	0
Burglary/Breaking and Entering	14	0	0	14	6	6	0	12	13	0	0	13
Counterfeiting/Forgery	4	0	0	4	1	0	0	1	2	0	0	2
Destruction/Damage/Vandalism of Property	34	0	0	34	4	1	0	5	5	0	0	5
Drug/Narcotic Offenses	159	3	0	162	67	1	0	68	115	3	0	118
Embezzlement	0	0	0	0	0	0	0	0	0	0	0	0
Extortion/Blackmail	0	0	0	0	0	0	0	0	0	0	0	0
Fraud Offenses	6	0	0	6	6	0	0	6	3	0	0	3
Gambling Offenses	0	0	0	0	0	0	0	0	2	0	0	2
Homicide Offenses	1	0	0	1	0	0	0	0	5	0	0	5
Kidnapping/Abduction	1	0	0	1	2	2	0	4	0	0	0	0
Larceny/Theft Offenses	292	1	0	293	46	1	0	47	59	4	1	64
Motor Vehicle Theft	4	0	0	4	2	0	0	2	0	0	0	0
Pornography/Obscene Material	20	1	0	21	1	5	0	6	12	2	0	14
Prostitution Offenses	0	0	0	0	0	0	0	0	0	0	0	0
Robbery	0	0	0	0	1	0	0	1	2	0	0	2
Sex Offenses (Forcible)	17	0	0	17	4	2	0	6	17	0	0	17
Sex Offenses (Non-Forcible)	5	0	0	5	3	0	0	3	0	0	0	0
Stolen Property Offenses (Receiving, etc.)	12	0	0	12	7	0	1	8	12	0	0	12
Weapon Law Violations	6	0	0	6	8	5	0	13	7	0	0	7
TOTAL GROUP-A ARRESTS	751	10	0	761	212	29	1	242	328	14	2	344

GROUP-B												
Bad Checks	0	0	0	0	0	0	0	0	0	0	0	0
Curfew/Loitering/Vagrancy	0	0	0	0	0	0	0	0	0	0	0	0
Disorderly Conduct	50	3	0	53	14	1	0	15	23	0	1	24
Driving Under the Influence	117	0	0	117	36	0	0	36	198	1	0	199
Drunkenness	135	4	0	139	19	0	0	19	55	2	0	57
Family Offenses (Non-Violent)	62	0	0	62	8	0	0	8	9	0	0	9
Liquor Law Violations	3	1	0	4	1	0	0	1	6	0	0	6
Peeping Tom	0	0	0	0	0	0	0	0	0	0	0	0
Runaway	0	0	0	0	0	0	0	0	0	0	0	0
Trespass of Real Property	39	0	0	39	13	0	0	13	8	1	0	9
All Other Offenses	607	6	2	615	209	10	0	219	687	5	0	692
TOTAL GROUP-B ARRESTS	1,013	14	2	1,029	300	11	0	311	986	9	1	996

TOTAL CRIMES	1,764	24	2	1,790	512	40	1	553	1,314	23	3	1,340
---------------------	--------------	-----------	----------	--------------	------------	-----------	----------	------------	--------------	-----------	----------	--------------

2013 TOTAL ARRESTS BY COUNTY - ADULT AND JUVENILE

GROUP-A	HANCOCK				HARDIN				HARLAN			
	ADULT	JUV	UNK	TOTAL	ADULT	JUV	UNK	TOTAL	ADULT	JUV	UNK	TOTAL
Arson	0	0	0	0	1	0	0	1	3	0	0	3
Assault Offenses	38	0	0	38	672	57	0	729	303	14	1	318
Bribery	0	0	0	0	0	0	0	0	11	0	0	11
Burglary/Breaking and Entering	4	0	0	4	80	18	0	98	63	1	0	64
Counterfeiting/Forgery	1	0	0	1	44	0	0	44	87	0	0	87
Destruction/Damage/Vandalism of Property	6	0	0	6	97	11	0	108	56	2	0	58
Drug/Narcotic Offenses	106	1	0	107	1,327	59	1	1,387	547	5	0	552
Embezzlement	0	0	0	0	0	0	0	0	0	0	0	0
Extortion/Blackmail	0	0	0	0	0	0	0	0	0	0	0	0
Fraud Offenses	3	0	0	3	106	3	0	109	25	0	0	25
Gambling Offenses	0	0	0	0	0	0	0	0	0	0	0	0
Homicide Offenses	0	0	0	0	8	0	0	8	18	0	0	18
Kidnapping/Abduction	0	0	0	0	21	1	0	22	7	0	0	7
Larceny/Theft Offenses	16	0	0	16	1,360	61	2	1,423	260	1	1	262
Motor Vehicle Theft	0	0	0	0	14	7	0	21	4	3	0	7
Pornography/Obscene Material	85	0	0	85	1	2	0	3	4	0	0	4
Prostitution Offenses	0	0	0	0	0	1	0	1	0	0	0	0
Robbery	0	0	0	0	17	4	0	21	17	1	1	19
Sex Offenses (Forcible)	18	0	0	18	34	2	0	36	22	2	0	24
Sex Offenses (Non-Forcible)	11	0	0	11	13	0	0	13	2	0	0	2
Stolen Property Offenses (Receiving, etc.)	1	0	0	1	95	13	1	109	51	0	0	51
Weapon Law Violations	7	0	0	7	97	3	0	100	17	0	0	17
TOTAL GROUP-A ARRESTS	296	1	0	297	3,987	242	4	4,233	1,497	29	3	1,529

GROUP-B												
Bad Checks	0	0	0	0	0	0	0	0	0	0	0	0
Curfew/Loitering/Vagrancy	0	0	0	0	0	0	0	0	0	0	0	0
Disorderly Conduct	1	0	0	1	120	28	0	148	76	43	1	120
Driving Under the Influence	30	0	0	30	784	4	0	788	313	1	1	315
Drunkenness	7	0	0	7	336	8	0	344	192	5	0	197
Family Offenses (Non-Violent)	10	0	0	10	95	0	0	95	19	0	0	19
Liquor Law Violations	15	0	0	15	17	7	0	24	5	1	0	6
Peeping Tom	0	1	0	1	1	1	0	2	0	0	0	0
Runaway	0	0	0	0	1	6	0	7	0	1	0	1
Trespass of Real Property	5	2	0	7	86	7	0	93	35	1	0	36
All Other Offenses	113	0	1	114	3,631	127	2	3,760	2,856	12	1	2,869
TOTAL GROUP-B ARRESTS	181	3	1	185	5,071	188	2	5,261	3,496	64	3	3,563

TOTAL CRIMES	477	4	1	482	9,058	430	6	9,494	4,993	93	6	5,092
---------------------	------------	----------	----------	------------	--------------	------------	----------	--------------	--------------	-----------	----------	--------------

2013 TOTAL ARRESTS BY COUNTY - ADULT AND JUVENILE

GROUP-A	HARRISON				HART				HENDERSON			
	ADULT	JUV	UNK	TOTAL	ADULT	JUV	UNK	TOTAL	ADULT	JUV	UNK	TOTAL
Arson	0	0	0	0	0	0	0	0	2	1	0	3
Assault Offenses	92	6	0	98	157	2	0	159	422	106	1	529
Bribery	1	0	0	1	0	0	0	0	0	0	0	0
Burglary/Breaking and Entering	17	0	0	17	42	3	0	45	49	11	0	60
Counterfeiting/Forgery	28	0	0	28	69	0	4	73	70	0	0	70
Destruction/Damage/Vandalism of Property	16	0	0	16	27	1	0	28	92	25	0	117
Drug/Narcotic Offenses	341	0	0	341	688	3	0	691	470	36	0	506
Embezzlement	0	0	0	0	0	0	0	0	0	0	0	0
Extortion/Blackmail	0	0	0	0	0	0	0	0	0	0	0	0
Fraud Offenses	12	0	0	12	29	0	0	29	57	5	0	62
Gambling Offenses	0	0	0	0	0	0	0	0	0	0	0	0
Homicide Offenses	0	0	0	0	3	0	0	3	3	0	0	3
Kidnapping/Abduction	1	0	0	1	8	0	0	8	6	0	0	6
Larceny/Theft Offenses	277	6	5	288	309	2	5	316	1,273	71	0	1,344
Motor Vehicle Theft	2	0	0	2	6	0	0	6	14	3	0	17
Pornography/Obscene Material	4	0	0	4	19	12	0	31	116	1	0	117
Prostitution Offenses	0	0	0	0	0	0	0	0	0	0	0	0
Robbery	1	0	0	1	1	0	0	1	31	0	0	31
Sex Offenses (Forcible)	0	3	0	3	313	0	0	313	14	3	0	17
Sex Offenses (Non-Forcible)	0	2	0	2	7	0	0	7	3	0	0	3
Stolen Property Offenses (Receiving, etc.)	41	0	0	41	36	0	0	36	49	14	0	63
Weapon Law Violations	15	0	0	15	16	0	0	16	29	5	0	34
TOTAL GROUP-A ARRESTS	848	17	5	870	1,730	23	9	1,762	2,700	281	1	2,982

GROUP-B												
Bad Checks	0	0	0	0	0	0	0	0	0	0	0	0
Curfew/Loitering/Vagrancy	0	0	0	0	0	0	0	0	0	0	0	0
Disorderly Conduct	28	6	0	34	13	1	0	14	88	11	0	99
Driving Under the Influence	107	0	0	107	90	0	0	90	330	1	0	331
Drunkenness	114	2	0	116	34	0	0	34	203	7	0	210
Family Offenses (Non-Violent)	8	0	0	8	26	0	0	26	93	0	0	93
Liquor Law Violations	6	3	0	9	2	0	0	2	27	16	0	43
Peeping Tom	0	0	0	0	4	0	0	4	0	0	0	0
Runaway	0	0	0	0	0	0	0	0	0	0	0	0
Trespass of Real Property	31	0	0	31	19	3	0	22	56	1	0	57
All Other Offenses	1,014	6	1	1,021	714	4	0	718	2,859	48	3	2,910
TOTAL GROUP-B ARRESTS	1,308	17	1	1,326	902	8	0	910	3,656	84	3	3,743

TOTAL CRIMES	2,156	34	6	2,196	2,632	31	9	2,672	6,356	365	4	6,725
---------------------	--------------	-----------	----------	--------------	--------------	-----------	----------	--------------	--------------	------------	----------	--------------

2013 TOTAL ARRESTS BY COUNTY - ADULT AND JUVENILE

GROUP-A	HENRY				HICKMAN				HOPKINS			
	ADULT	JUV	UNK	TOTAL	ADULT	JUV	UNK	TOTAL	ADULT	JUV	UNK	TOTAL
Arson	0	0	0	0	0	0	0	0	1	3	0	4
Assault Offenses	74	0	0	74	33	1	1	35	436	33	0	469
Bribery	0	0	0	0	0	0	0	0	0	0	0	0
Burglary/Breaking and Entering	14	1	0	15	10	0	0	10	37	5	1	43
Counterfeiting/Forgery	24	0	0	24	13	0	0	13	110	0	0	110
Destruction/Damage/Vandalism of Property	18	1	0	19	6	0	0	6	42	16	0	58
Drug/Narcotic Offenses	212	4	0	216	78	0	0	78	858	22	0	880
Embezzlement	0	0	0	0	0	0	0	0	0	0	0	0
Extortion/Blackmail	0	0	0	0	0	0	0	0	0	0	0	0
Fraud Offenses	10	0	0	10	41	0	0	41	41	0	0	41
Gambling Offenses	0	0	0	0	0	0	0	0	0	0	0	0
Homicide Offenses	1	0	0	1	0	0	0	0	2	0	0	2
Kidnapping/Abduction	1	0	0	1	1	0	0	1	13	0	0	13
Larceny/Theft Offenses	135	0	2	137	37	0	2	39	743	31	0	774
Motor Vehicle Theft	4	0	0	4	0	0	0	0	12	1	0	13
Pornography/Obscene Material	0	1	0	1	0	0	0	0	5	0	0	5
Prostitution Offenses	0	0	0	0	0	0	0	0	3	0	0	3
Robbery	3	0	0	3	0	0	0	0	14	0	0	14
Sex Offenses (Forcible)	7	1	0	8	1	0	0	1	11	1	0	12
Sex Offenses (Non-Forcible)	0	0	0	0	1	0	0	1	3	1	0	4
Stolen Property Offenses (Receiving, etc.)	10	1	0	11	2	0	0	2	52	4	0	56
Weapon Law Violations	8	0	0	8	11	0	0	11	59	4	0	63
TOTAL GROUP-A ARRESTS	521	9	2	532	234	1	3	238	2,442	121	1	2,564

GROUP-B												
Bad Checks	0	0	0	0	0	0	0	0	0	0	0	0
Curfew/Loitering/Vagrancy	0	0	0	0	0	0	0	0	0	0	0	0
Disorderly Conduct	17	0	0	17	2	0	0	2	195	3	0	198
Driving Under the Influence	139	0	0	139	20	0	0	20	321	2	0	323
Drunkenness	39	0	0	39	6	0	0	6	317	2	1	320
Family Offenses (Non-Violent)	48	0	0	48	6	0	0	6	55	0	0	55
Liquor Law Violations	16	0	1	17	0	0	0	0	7	1	0	8
Peeping Tom	0	0	0	0	0	0	0	0	1	0	0	1
Runaway	0	0	0	0	0	0	0	0	1	1	0	2
Trespass of Real Property	10	0	0	10	10	0	0	10	69	4	0	73
All Other Offenses	511	6	1	518	88	0	3	91	2,841	23	0	2,864
TOTAL GROUP-B ARRESTS	780	6	2	788	132	0	3	135	3,807	36	1	3,844

TOTAL CRIMES	1,301	15	4	1,320	366	1	6	373	6,249	157	2	6,408
---------------------	--------------	-----------	----------	--------------	------------	----------	----------	------------	--------------	------------	----------	--------------

2013 TOTAL ARRESTS BY COUNTY - ADULT AND JUVENILE

GROUP-A	JACKSON				** JEFFERSON **				JESSAMINE			
	ADULT	JUV	UNK	TOTAL	ADULT	JUV	UNK	TOTAL	ADULT	JUV	UNK	TOTAL
Arson	4	0	0	4	11	0	0	11	0	0	0	0
Assault Offenses	42	0	0	42	1,558	59	2	1,619	286	25	0	311
Bribery	0	0	0	0	15	0	0	15	2	0	0	2
Burglary/Breaking and Entering	8	2	0	10	333	39	0	372	60	6	0	66
Counterfeiting/Forgery	15	0	0	15	148	1	0	149	143	0	0	143
Destruction/Damage/Vandalism of Property	6	3	0	9	306	18	1	325	24	0	0	24
Drug/Narcotic Offenses	87	0	0	87	2,004	47	0	2,051	472	33	0	505
Embezzlement	0	0	0	0	0	0	0	0	0	0	0	0
Extortion/Blackmail	0	0	0	0	0	0	0	0	0	0	0	0
Fraud Offenses	7	0	0	7	385	2	0	387	55	0	0	55
Gambling Offenses	0	0	0	0	0	0	0	0	0	0	0	0
Homicide Offenses	0	2	0	2	12	1	0	13	8	1	0	9
Kidnapping/Abduction	1	0	0	1	37	0	0	37	4	0	0	4
Larceny/Theft Offenses	17	0	0	17	1,054	72	6	1,132	381	27	0	408
Motor Vehicle Theft	1	0	0	1	76	2	0	78	9	2	0	11
Pornography/Obscene Material	0	0	0	0	12	0	0	12	0	0	0	0
Prostitution Offenses	0	0	0	0	19	0	0	19	0	0	0	0
Robbery	1	0	0	1	92	7	0	99	20	0	0	20
Sex Offenses (Forcible)	3	1	0	4	74	0	0	74	5	0	0	5
Sex Offenses (Non-Forcible)	0	0	0	0	11	0	0	11	2	0	0	2
Stolen Property Offenses (Receiving, etc.)	5	0	0	5	234	17	0	251	105	2	1	108
Weapon Law Violations	1	0	0	1	142	7	1	150	20	1	0	21
TOTAL GROUP-A ARRESTS	198	8	0	206	6,523	272	10	6,805	1,596	97	1	1,694

GROUP-B	ADULT	JUV	UNK	TOTAL	ADULT	JUV	UNK	TOTAL	ADULT	JUV	UNK	TOTAL
Bad Checks	0	0	0	0	0	0	0	0	0	0	0	0
Curfew/Loitering/Vagrancy	0	0	0	0	14	1	0	15	0	0	0	0
Disorderly Conduct	13	0	0	13	237	33	0	270	36	8	0	44
Driving Under the Influence	36	1	0	37	717	1	1	719	326	3	0	329
Drunkenness	45	0	0	45	382	9	1	392	185	13	0	198
Family Offenses (Non-Violent)	4	0	0	4	464	1	1	466	84	0	0	84
Liquor Law Violations	1	0	0	1	38	6	0	44	4	3	0	7
Peeping Tom	0	0	0	0	3	0	0	3	0	0	0	0
Runaway	0	0	0	0	0	0	0	0	0	2	0	2
Trespass of Real Property	2	0	0	2	200	13	0	213	22	0	0	22
All Other Offenses	521	4	0	525	5,594	80	18	5,692	2,099	44	5	2,148
TOTAL GROUP-B ARRESTS	622	5	0	627	7,649	144	21	7,814	2,756	73	5	2,834

TOTAL CRIMES	820	13	0	833	14,172	416	31	14,619	4,352	170	6	4,528
---------------------	------------	-----------	----------	------------	---------------	------------	-----------	---------------	--------------	------------	----------	--------------

Asterisks (**) next to a county name indicate that one or more agencies within that county submitted summary data for at least a portion 2013. Additional data for these agencies can be found under the "Kentucky's Summary Agencies" section.

2013 TOTAL ARRESTS BY COUNTY - ADULT AND JUVENILE

GROUP-A	JOHNSON				KENTON				KNOTT			
	ADULT	JUV	UNK	TOTAL	ADULT	JUV	UNK	TOTAL	ADULT	JUV	UNK	TOTAL
Arson	0	0	0	0	0	1	0	1	4	0	0	4
Assault Offenses	132	1	2	135	695	40	3	738	210	4	3	217
Bribery	0	0	0	0	3	0	0	3	0	0	0	0
Burglary/Breaking and Entering	15	0	0	15	191	12	0	203	18	0	1	19
Counterfeiting/Forgery	4	0	0	4	161	1	0	162	12	0	0	12
Destruction/Damage/Vandalism of Property	7	2	0	9	87	7	0	94	34	1	1	36
Drug/Narcotic Offenses	381	2	4	387	2,719	61	2	2,782	375	1	0	376
Embezzlement	0	0	0	0	0	0	0	0	0	0	0	0
Extortion/Blackmail	0	0	0	0	0	0	0	0	0	0	0	0
Fraud Offenses	10	0	0	10	199	0	58	257	21	0	0	21
Gambling Offenses	0	0	0	0	0	0	0	0	0	0	0	0
Homicide Offenses	2	0	0	2	9	0	0	9	14	0	0	14
Kidnapping/Abduction	1	0	0	1	16	0	1	17	5	0	0	5
Larceny/Theft Offenses	182	2	1	185	843	34	12	889	92	1	7	100
Motor Vehicle Theft	2	1	0	3	18	4	0	22	4	0	0	4
Pornography/Obscene Material	2	0	0	2	4	0	0	4	0	0	0	0
Prostitution Offenses	0	0	0	0	218	0	0	218	0	0	0	0
Robbery	6	0	0	6	81	8	0	89	1	0	0	1
Sex Offenses (Forcible)	1	0	0	1	41	0	0	41	1	0	0	1
Sex Offenses (Non-Forcible)	1	0	0	1	5	0	0	5	0	0	0	0
Stolen Property Offenses (Receiving, etc.)	24	0	0	24	193	11	0	204	7	0	0	7
Weapon Law Violations	14	0	0	14	83	5	0	88	19	0	0	19
TOTAL GROUP-A ARRESTS	784	8	7	799	5,566	184	76	5,826	817	7	12	836

GROUP-B												
Bad Checks	0	0	0	0	0	0	0	0	0	0	0	0
Curfew/Loitering/Vagrancy	0	0	0	0	4	0	0	4	0	0	0	0
Disorderly Conduct	68	0	1	69	697	21	1	719	15	0	0	15
Driving Under the Influence	288	2	0	290	811	2	0	813	85	0	0	85
Drunkenness	234	2	0	236	1,511	14	1	1,526	84	4	0	88
Family Offenses (Non-Violent)	28	0	0	28	144	0	0	144	10	0	0	10
Liquor Law Violations	0	0	0	0	28	6	0	34	2	0	0	2
Peeping Tom	0	0	0	0	0	0	0	0	0	0	0	0
Runaway	0	0	0	0	2	11	0	13	0	0	0	0
Trespass of Real Property	23	0	1	24	256	26	0	282	34	0	2	36
All Other Offenses	1,094	0	3	1,097	5,793	67	36	5,896	1,223	20	2	1,245
TOTAL GROUP-B ARRESTS	1,735	4	5	1,744	9,246	147	38	9,431	1,453	24	4	1,481

TOTAL CRIMES	2,519	12	12	2,543	14,812	331	114	15,257	2,270	31	16	2,317
---------------------	--------------	-----------	-----------	--------------	---------------	------------	------------	---------------	--------------	-----------	-----------	--------------

2013 TOTAL ARRESTS BY COUNTY - ADULT AND JUVENILE

GROUP-A	KNOX				LARUE				LAUREL			
	ADULT	JUV	UNK	TOTAL	ADULT	JUV	UNK	TOTAL	ADULT	JUV	UNK	TOTAL
Arson	0	0	0	0	0	0	0	0	2	0	0	2
Assault Offenses	116	5	0	121	63	21	0	84	304	24	0	328
Bribery	0	0	0	0	0	0	0	0	1	0	0	1
Burglary/Breaking and Entering	7	2	0	9	9	0	0	9	30	11	0	41
Counterfeiting/Forgery	7	0	0	7	2	0	0	2	136	0	0	136
Destruction/Damage/Vandalism of Property	26	4	0	30	20	3	1	24	36	5	0	41
Drug/Narcotic Offenses	326	0	0	326	132	5	0	137	1,099	16	0	1,115
Embezzlement	0	0	0	0	0	0	0	0	0	0	0	0
Extortion/Blackmail	0	0	0	0	0	0	0	0	0	0	0	0
Fraud Offenses	4	0	0	4	1	0	0	1	19	0	0	19
Gambling Offenses	0	0	0	0	0	0	0	0	0	0	0	0
Homicide Offenses	0	0	0	0	0	0	0	0	2	0	0	2
Kidnapping/Abduction	0	0	0	0	1	0	0	1	7	0	0	7
Larceny/Theft Offenses	233	4	0	237	57	0	1	58	398	11	0	409
Motor Vehicle Theft	7	0	0	7	1	0	0	1	13	0	0	13
Pornography/Obscene Material	0	0	0	0	1	7	0	8	7	0	0	7
Prostitution Offenses	0	0	0	0	0	0	0	0	0	0	0	0
Robbery	4	0	0	4	0	0	0	0	4	0	0	4
Sex Offenses (Forcible)	2	0	0	2	3	0	0	3	15	4	0	19
Sex Offenses (Non-Forcible)	0	0	0	0	0	0	0	0	3	0	0	3
Stolen Property Offenses (Receiving, etc.)	38	0	0	38	3	0	0	3	38	1	0	39
Weapon Law Violations	6	0	0	6	9	3	0	12	81	1	0	82
TOTAL GROUP-A ARRESTS	776	15	0	791	302	39	2	343	2,195	73	0	2,268

GROUP-B	ADULT	JUV	UNK	TOTAL	ADULT	JUV	UNK	TOTAL	ADULT	JUV	UNK	TOTAL
Bad Checks	0	0	0	0	0	0	0	0	0	0	0	0
Curfew/Loitering/Vagrancy	0	0	0	0	0	0	0	0	0	0	0	0
Disorderly Conduct	24	1	0	25	18	5	0	23	125	18	0	143
Driving Under the Influence	212	1	0	213	101	2	0	103	758	5	0	763
Drunkenness	179	3	0	182	22	1	0	23	565	13	0	578
Family Offenses (Non-Violent)	9	0	0	9	8	0	0	8	28	0	0	28
Liquor Law Violations	3	0	0	3	4	1	0	5	5	0	0	5
Peeping Tom	0	0	0	0	1	0	0	1	0	0	0	0
Runaway	0	0	0	0	0	0	0	0	0	0	0	0
Trespass of Real Property	24	1	0	25	6	0	1	7	53	0	0	53
All Other Offenses	1,747	4	0	1,751	240	11	1	252	3,670	28	0	3,698
TOTAL GROUP-B ARRESTS	2,198	10	0	2,208	400	20	2	422	5,204	64	0	5,268

TOTAL CRIMES	2,974	25	0	2,999	702	59	4	765	7,399	137	0	7,536
---------------------	--------------	-----------	----------	--------------	------------	-----------	----------	------------	--------------	------------	----------	--------------

2013 TOTAL ARRESTS BY COUNTY - ADULT AND JUVENILE

GROUP-A	LAWRENCE				LEE				LESLIE			
	ADULT	JUV	UNK	TOTAL	ADULT	JUV	UNK	TOTAL	ADULT	JUV	UNK	TOTAL
Arson	0	0	0	0	0	0	0	0	0	0	0	0
Assault Offenses	69	3	2	74	47	5	0	52	18	0	0	18
Bribery	0	0	0	0	0	0	0	0	0	0	0	0
Burglary/Breaking and Entering	5	0	0	5	4	0	0	4	0	0	0	0
Counterfeiting/Forgery	4	0	0	4	1	0	0	1	1	0	0	1
Destruction/Damage/Vandalism of Property	7	3	0	10	9	1	0	10	0	0	0	0
Drug/Narcotic Offenses	105	1	0	106	122	4	0	126	77	0	0	77
Embezzlement	0	0	0	0	0	0	0	0	0	0	0	0
Extortion/Blackmail	0	0	0	0	0	0	0	0	0	0	0	0
Fraud Offenses	4	0	0	4	7	0	0	7	1	0	0	1
Gambling Offenses	0	0	0	0	0	0	0	0	0	0	0	0
Homicide Offenses	1	0	0	1	1	0	0	1	0	0	0	0
Kidnapping/Abduction	0	0	0	0	3	0	0	3	0	0	0	0
Larceny/Theft Offenses	51	0	0	51	49	0	0	49	2	0	0	2
Motor Vehicle Theft	1	0	0	1	2	0	0	2	0	0	0	0
Pornography/Obscene Material	0	2	0	2	0	0	0	0	0	0	0	0
Prostitution Offenses	0	0	0	0	0	0	0	0	0	0	0	0
Robbery	1	0	0	1	4	0	0	4	2	0	0	2
Sex Offenses (Forcible)	1	0	0	1	2	0	0	2	0	0	0	0
Sex Offenses (Non-Forcible)	0	0	0	0	0	0	0	0	0	0	0	0
Stolen Property Offenses (Receiving, etc.)	6	0	0	6	14	0	0	14	3	0	0	3
Weapon Law Violations	6	0	0	6	4	0	0	4	1	0	0	1
TOTAL GROUP-A ARRESTS	261	9	2	272	269	10	0	279	105	0	0	105

GROUP-B	ADULT	JUV	UNK	TOTAL	ADULT	JUV	UNK	TOTAL	ADULT	JUV	UNK	TOTAL
Bad Checks	0	0	0	0	0	0	0	0	0	0	0	0
Curfew/Loitering/Vagrancy	0	0	0	0	0	0	0	0	0	0	0	0
Disorderly Conduct	9	1	0	10	11	2	0	13	1	0	0	1
Driving Under the Influence	70	0	0	70	46	0	0	46	37	0	0	37
Drunkenness	30	0	0	30	64	3	0	67	21	0	0	21
Family Offenses (Non-Violent)	1	0	0	1	1	0	0	1	0	0	0	0
Liquor Law Violations	1	1	0	2	0	0	0	0	0	0	0	0
Peeping Tom	0	0	0	0	0	0	0	0	0	0	0	0
Runaway	0	0	0	0	0	0	0	0	0	0	0	0
Trespass of Real Property	6	6	0	12	7	0	0	7	0	0	0	0
All Other Offenses	375	0	2	377	427	5	0	432	315	0	3	318
TOTAL GROUP-B ARRESTS	492	8	2	502	556	10	0	566	374	0	3	377

TOTAL CRIMES	753	17	4	774	825	20	0	845	479	0	3	482
---------------------	------------	-----------	----------	------------	------------	-----------	----------	------------	------------	----------	----------	------------

2013 TOTAL ARRESTS BY COUNTY - ADULT AND JUVENILE

GROUP-A	LETCHER				LEWIS				LINCOLN			
	ADULT	JUV	UNK	TOTAL	ADULT	JUV	UNK	TOTAL	ADULT	JUV	UNK	TOTAL
Arson	1	0	0	1	2	0	0	2	0	1	0	1
Assault Offenses	183	0	0	183	65	2	0	67	165	1	3	169
Bribery	0	0	0	0	0	0	0	0	2	0	0	2
Burglary/Breaking and Entering	24	0	0	24	28	0	0	28	34	2	0	36
Counterfeiting/Forgery	81	0	0	81	3	0	0	3	27	0	0	27
Destruction/Damage/Vandalism of Property	31	0	0	31	16	0	0	16	35	1	0	36
Drug/Narcotic Offenses	145	1	0	146	98	4	0	102	248	1	1	250
Embezzlement	0	0	0	0	0	0	0	0	0	0	0	0
Extortion/Blackmail	0	0	0	0	0	0	0	0	0	0	0	0
Fraud Offenses	20	0	0	20	5	0	0	5	20	1	0	21
Gambling Offenses	0	0	0	0	0	0	0	0	0	0	0	0
Homicide Offenses	2	0	0	2	5	0	0	5	2	2	0	4
Kidnapping/Abduction	1	0	0	1	3	0	0	3	3	0	0	3
Larceny/Theft Offenses	195	0	0	195	46	1	8	55	308	8	13	329
Motor Vehicle Theft	4	0	0	4	2	0	1	3	4	0	0	4
Pornography/Obscene Material	0	0	0	0	0	0	0	0	5	0	0	5
Prostitution Offenses	0	0	0	0	0	0	0	0	0	0	0	0
Robbery	0	0	0	0	5	0	0	5	5	0	0	5
Sex Offenses (Forcible)	2	0	0	2	5	0	0	5	1	0	0	1
Sex Offenses (Non-Forcible)	0	0	0	0	5	0	0	5	1	0	0	1
Stolen Property Offenses (Receiving, etc.)	23	0	0	23	22	0	0	22	30	0	0	30
Weapon Law Violations	8	0	0	8	7	0	0	7	144	0	0	144
TOTAL GROUP-A ARRESTS	720	1	0	721	317	7	9	333	1,034	17	17	1,068

GROUP-B	ADULT	JUV	UNK	TOTAL	ADULT	JUV	UNK	TOTAL	ADULT	JUV	UNK	TOTAL
Bad Checks	0	0	0	0	0	0	0	0	0	0	0	0
Curfew/Loitering/Vagrancy	0	0	0	0	0	0	0	0	0	0	0	0
Disorderly Conduct	17	0	0	17	15	2	0	17	23	0	0	23
Driving Under the Influence	108	0	0	108	45	0	1	46	106	1	1	108
Drunkenness	73	0	0	73	81	3	1	85	145	3	0	148
Family Offenses (Non-Violent)	13	0	0	13	13	0	1	14	28	0	0	28
Liquor Law Violations	0	0	0	0	4	0	0	4	2	2	0	4
Peeping Tom	0	0	0	0	0	0	0	0	0	0	0	0
Runaway	0	1	0	1	0	0	0	0	0	1	0	1
Trespass of Real Property	24	0	0	24	14	0	0	14	43	1	0	44
All Other Offenses	992	4	3	999	205	1	0	206	1,165	2	12	1,179
TOTAL GROUP-B ARRESTS	1,227	5	3	1,235	377	6	3	386	1,512	10	13	1,535

TOTAL CRIMES	1,947	6	3	1,956	694	13	12	719	2,546	27	30	2,603
---------------------	--------------	----------	----------	--------------	------------	-----------	-----------	------------	--------------	-----------	-----------	--------------

2013 TOTAL ARRESTS BY COUNTY - ADULT AND JUVENILE

GROUP-A	LIVINGSTON				LOGAN				LYON			
	ADULT	JUV	UNK	TOTAL	ADULT	JUV	UNK	TOTAL	ADULT	JUV	UNK	TOTAL
Arson	1	0	0	1	0	0	0	0	0	2	0	2
Assault Offenses	99	1	0	100	201	13	0	214	57	3	0	60
Bribery	0	0	0	0	1	0	0	1	1	0	0	1
Burglary/Breaking and Entering	7	1	0	8	42	3	0	45	6	0	0	6
Counterfeiting/Forgery	1	0	0	1	23	0	0	23	30	0	0	30
Destruction/Damage/Vandalism of Property	21	3	0	24	38	3	0	41	8	4	1	13
Drug/Narcotic Offenses	163	2	0	165	609	32	0	641	250	15	0	265
Embezzlement	0	0	0	0	0	0	0	0	0	0	0	0
Extortion/Blackmail	0	0	0	0	0	0	0	0	0	0	0	0
Fraud Offenses	8	0	1	9	15	0	0	15	4	0	0	4
Gambling Offenses	0	0	0	0	0	0	0	0	0	0	0	0
Homicide Offenses	0	0	0	0	3	0	0	3	0	0	0	0
Kidnapping/Abduction	5	0	0	5	9	0	0	9	0	0	0	0
Larceny/Theft Offenses	69	2	0	71	318	8	5	331	26	0	0	26
Motor Vehicle Theft	2	0	0	2	8	0	0	8	0	0	0	0
Pornography/Obscene Material	0	0	0	0	3	0	0	3	0	0	0	0
Prostitution Offenses	0	0	0	0	2	0	0	2	0	0	0	0
Robbery	3	0	0	3	2	0	0	2	0	0	0	0
Sex Offenses (Forcible)	6	1	0	7	45	2	0	47	0	0	0	0
Sex Offenses (Non-Forcible)	0	0	0	0	2	0	0	2	0	0	0	0
Stolen Property Offenses (Receiving, etc.)	14	2	0	16	28	0	0	28	17	0	0	17
Weapon Law Violations	17	0	0	17	32	0	0	32	66	0	0	66
TOTAL GROUP-A ARRESTS	416	12	1	429	1,381	61	5	1,447	465	24	1	490

GROUP-B												
Bad Checks	0	0	0	0	0	0	0	0	0	0	0	0
Curfew/Loitering/Vagrancy	0	0	0	0	0	0	0	0	0	0	0	0
Disorderly Conduct	9	0	0	9	37	2	2	41	11	2	0	13
Driving Under the Influence	56	0	1	57	180	3	0	183	96	3	0	99
Drunkenness	30	0	0	30	120	7	0	127	31	0	0	31
Family Offenses (Non-Violent)	10	0	0	10	15	0	0	15	6	0	0	6
Liquor Law Violations	3	6	0	9	7	0	0	7	6	5	0	11
Peeping Tom	0	0	0	0	0	0	0	0	3	0	0	3
Runaway	0	0	0	0	0	0	0	0	0	0	0	0
Trespass of Real Property	14	0	0	14	31	5	0	36	6	0	0	6
All Other Offenses	227	1	2	230	1,201	11	0	1,212	594	2	0	596
TOTAL GROUP-B ARRESTS	349	7	3	359	1,591	28	2	1,621	753	12	0	765

TOTAL CRIMES	765	19	4	788	2,972	89	7	3,068	1,218	36	1	1,255
---------------------	------------	-----------	----------	------------	--------------	-----------	----------	--------------	--------------	-----------	----------	--------------

2013 TOTAL ARRESTS BY COUNTY - ADULT AND JUVENILE

GROUP-A	MADISON				MAGOFFIN				MARION			
	ADULT	JUV	UNK	TOTAL	ADULT	JUV	UNK	TOTAL	ADULT	JUV	UNK	TOTAL
Arson	3	0	0	3	1	0	0	1	1	0	0	1
Assault Offenses	650	22	5	677	48	2	0	50	173	3	0	176
Bribery	1	0	0	1	1	0	0	1	1	0	0	1
Burglary/Breaking and Entering	105	0	0	105	7	0	0	7	40	3	0	43
Counterfeiting/Forgery	286	0	0	286	0	0	0	0	168	0	0	168
Destruction/Damage/Vandalism of Property	100	10	1	111	12	0	0	12	34	2	1	37
Drug/Narcotic Offenses	1,648	23	0	1,671	281	3	0	284	360	20	1	381
Embezzlement	0	0	0	0	0	0	0	0	0	0	0	0
Extortion/Blackmail	1	0	0	1	1	0	0	1	0	0	0	0
Fraud Offenses	137	0	0	137	1	0	0	1	19	0	1	20
Gambling Offenses	0	0	0	0	0	0	0	0	0	0	0	0
Homicide Offenses	4	0	0	4	0	0	0	0	1	0	0	1
Kidnapping/Abduction	21	2	0	23	1	0	0	1	4	0	0	4
Larceny/Theft Offenses	1,051	28	4	1,083	14	1	1	16	290	6	0	296
Motor Vehicle Theft	21	0	0	21	0	0	0	0	4	1	0	5
Pornography/Obscene Material	5	1	0	6	0	0	0	0	0	0	0	0
Prostitution Offenses	0	0	0	0	0	0	0	0	0	0	0	0
Robbery	34	0	0	34	1	0	0	1	3	0	0	3
Sex Offenses (Forcible)	17	2	0	19	2	0	0	2	7	0	0	7
Sex Offenses (Non-Forcible)	4	0	0	4	0	0	0	0	1	0	0	1
Stolen Property Offenses (Receiving, etc.)	187	3	0	190	5	1	0	6	20	0	0	20
Weapon Law Violations	55	2	0	57	7	0	0	7	31	1	0	32
TOTAL GROUP-A ARRESTS	4,330	93	10	4,433	382	7	1	390	1,157	36	3	1,196

GROUP-B	ADULT	JUV	UNK	TOTAL	ADULT	JUV	UNK	TOTAL	ADULT	JUV	UNK	TOTAL
Bad Checks	0	0	0	0	0	0	0	0	0	0	0	0
Curfew/Loitering/Vagrancy	0	0	0	0	0	0	0	0	0	0	0	0
Disorderly Conduct	154	16	2	172	17	0	0	17	55	3	0	58
Driving Under the Influence	635	0	0	635	147	1	0	148	257	2	0	259
Drunkenness	687	11	1	699	110	0	0	110	135	3	0	138
Family Offenses (Non-Violent)	105	0	0	105	3	0	0	3	32	0	0	32
Liquor Law Violations	76	2	1	79	0	0	0	0	13	2	0	15
Peeping Tom	2	0	0	2	0	0	0	0	0	0	0	0
Runaway	0	4	0	4	0	0	0	0	0	0	0	0
Trespass of Real Property	84	2	1	87	14	0	0	14	19	0	0	19
All Other Offenses	3,839	37	9	3,885	448	0	0	448	912	3	4	919
TOTAL GROUP-B ARRESTS	5,582	72	14	5,668	739	1	0	740	1,423	13	4	1,440

TOTAL CRIMES	9,912	165	24	10,101	1,121	8	1	1,130	2,580	49	7	2,636
---------------------	--------------	------------	-----------	---------------	--------------	----------	----------	--------------	--------------	-----------	----------	--------------

2013 TOTAL ARRESTS BY COUNTY - ADULT AND JUVENILE

GROUP-A	MARSHALL				MARTIN				MASON			
	ADULT	JUV	UNK	TOTAL	ADULT	JUV	UNK	TOTAL	ADULT	JUV	UNK	TOTAL
Arson	0	0	0	0	1	0	0	1	1	1	0	2
Assault Offenses	110	4	1	115	51	1	0	52	91	5	0	96
Bribery	2	0	0	2	0	0	0	0	1	0	0	1
Burglary/Breaking and Entering	21	0	0	21	12	0	0	12	38	1	0	39
Counterfeiting/Forgery	27	0	0	27	3	0	0	3	29	0	0	29
Destruction/Damage/Vandalism of Property	41	1	0	42	5	1	0	6	11	0	0	11
Drug/Narcotic Offenses	433	10	0	443	118	1	0	119	207	0	0	207
Embezzlement	0	0	0	0	0	0	0	0	0	0	0	0
Extortion/Blackmail	0	2	0	2	0	0	0	0	0	0	0	0
Fraud Offenses	20	0	0	20	0	0	0	0	10	0	0	10
Gambling Offenses	0	0	0	0	0	0	0	0	0	0	0	0
Homicide Offenses	8	0	0	8	2	0	0	2	1	0	0	1
Kidnapping/Abduction	2	0	0	2	0	0	0	0	0	0	0	0
Larceny/Theft Offenses	227	1	1	229	50	0	0	50	183	6	0	189
Motor Vehicle Theft	6	0	0	6	3	0	0	3	0	0	0	0
Pornography/Obscene Material	2	0	0	2	0	2	0	2	1	0	0	1
Prostitution Offenses	0	0	0	0	0	0	0	0	2	0	0	2
Robbery	0	0	0	0	0	0	0	0	13	0	0	13
Sex Offenses (Forcible)	15	0	0	15	2	0	0	2	2	0	0	2
Sex Offenses (Non-Forcible)	11	0	0	11	0	0	0	0	7	0	0	7
Stolen Property Offenses (Receiving, etc.)	37	0	0	37	7	0	0	7	15	2	0	17
Weapon Law Violations	39	0	0	39	5	0	0	5	7	0	0	7
TOTAL GROUP-A ARRESTS	1,001	18	2	1,021	259	5	0	264	619	15	0	634

GROUP-B	ADULT	JUV	UNK	TOTAL	ADULT	JUV	UNK	TOTAL	ADULT	JUV	UNK	TOTAL
Bad Checks	0	0	0	0	0	0	0	0	0	0	0	0
Curfew/Loitering/Vagrancy	0	0	0	0	0	0	0	0	0	0	0	0
Disorderly Conduct	26	0	0	26	14	0	0	14	29	7	0	36
Driving Under the Influence	208	0	0	208	78	1	0	79	129	0	0	129
Drunkenness	66	0	0	66	85	1	0	86	168	1	0	169
Family Offenses (Non-Violent)	44	0	0	44	6	0	0	6	30	0	0	30
Liquor Law Violations	5	2	0	7	1	1	0	2	4	0	0	4
Peeping Tom	0	0	0	0	0	0	0	0	0	0	0	0
Runaway	0	0	0	0	0	0	0	0	0	0	0	0
Trespass of Real Property	9	0	0	9	24	0	0	24	14	0	0	14
All Other Offenses	605	3	2	610	473	2	0	475	916	1	1	918
TOTAL GROUP-B ARRESTS	963	5	2	970	681	5	0	686	1,290	9	1	1,300

TOTAL CRIMES	1,964	23	4	1,991	940	10	0	950	1,909	24	1	1,934
---------------------	--------------	-----------	----------	--------------	------------	-----------	----------	------------	--------------	-----------	----------	--------------

2013 TOTAL ARRESTS BY COUNTY - ADULT AND JUVENILE

GROUP-A	MCCRACKEN				MCCREARY				MCLEAN			
	ADULT	JUV	UNK	TOTAL	ADULT	JUV	UNK	TOTAL	ADULT	JUV	UNK	TOTAL
Arson	2	0	0	2	0	0	0	0	0	0	0	0
Assault Offenses	391	64	1	456	164	5	2	171	40	1	0	41
Bribery	2	0	0	2	0	0	0	0	0	0	0	0
Burglary/Breaking and Entering	83	16	0	99	17	0	0	17	7	3	0	10
Counterfeiting/Forgery	201	0	0	201	75	0	0	75	22	0	0	22
Destruction/Damage/Vandalism of Property	111	15	0	126	12	0	0	12	6	1	0	7
Drug/Narcotic Offenses	1,853	65	0	1,918	170	3	0	173	161	4	0	165
Embezzlement	0	0	0	0	0	0	0	0	0	0	0	0
Extortion/Blackmail	0	0	0	0	0	0	0	0	0	0	0	0
Fraud Offenses	76	0	0	76	6	0	0	6	4	0	0	4
Gambling Offenses	0	0	0	0	0	0	0	0	0	0	0	0
Homicide Offenses	3	0	0	3	4	0	0	4	0	0	0	0
Kidnapping/Abduction	5	0	0	5	4	0	0	4	1	0	0	1
Larceny/Theft Offenses	763	111	2	876	128	5	0	133	171	0	0	171
Motor Vehicle Theft	12	4	0	16	8	0	0	8	0	0	0	0
Pornography/Obscene Material	28	0	0	28	0	1	0	1	1	0	0	1
Prostitution Offenses	3	0	0	3	0	0	0	0	0	0	0	0
Robbery	16	1	0	17	5	0	0	5	0	0	0	0
Sex Offenses (Forcible)	10	1	0	11	2	1	0	3	3	0	0	3
Sex Offenses (Non-Forcible)	4	0	0	4	2	0	0	2	0	0	0	0
Stolen Property Offenses (Receiving, etc.)	87	12	0	99	10	0	0	10	10	3	0	13
Weapon Law Violations	77	3	0	80	5	1	0	6	20	0	0	20
TOTAL GROUP-A ARRESTS	3,727	292	3	4,022	612	16	2	630	446	12	0	458

GROUP-B												
Bad Checks	0	0	0	0	0	0	0	0	0	0	0	0
Curfew/Loitering/Vagrancy	0	0	0	0	0	0	0	0	0	0	0	0
Disorderly Conduct	104	10	0	114	41	6	0	47	28	1	0	29
Driving Under the Influence	693	3	0	696	103	0	0	103	40	2	0	42
Drunkenness	392	8	0	400	59	10	0	69	31	6	0	37
Family Offenses (Non-Violent)	83	0	0	83	41	0	0	41	8	0	0	8
Liquor Law Violations	34	10	0	44	1	7	0	8	5	5	0	10
Peeping Tom	3	0	0	3	0	0	0	0	0	0	0	0
Runaway	1	10	1	12	0	0	0	0	0	0	0	0
Trespass of Real Property	91	3	1	95	24	1	0	25	6	0	0	6
All Other Offenses	3,291	152	4	3,447	878	14	3	895	163	3	1	167
TOTAL GROUP-B ARRESTS	4,692	196	6	4,894	1,147	38	3	1,188	281	17	1	299

TOTAL CRIMES	8,419	488	9	8,916	1,759	54	5	1,818	727	29	1	757
---------------------	--------------	------------	----------	--------------	--------------	-----------	----------	--------------	------------	-----------	----------	------------

2013 TOTAL ARRESTS BY COUNTY - ADULT AND JUVENILE

GROUP-A	MEADE				MENIFEE				MERCER			
	ADULT	JUV	UNK	TOTAL	ADULT	JUV	UNK	TOTAL	ADULT	JUV	UNK	TOTAL
Arson	0	0	0	0	0	0	0	0	0	0	0	0
Assault Offenses	181	10	0	191	17	3	0	20	105	0	3	108
Bribery	0	0	0	0	0	0	0	0	0	0	0	0
Burglary/Breaking and Entering	28	7	0	35	3	1	0	4	27	0	0	27
Counterfeiting/Forgery	38	1	0	39	8	0	0	8	6	0	0	6
Destruction/Damage/Vandalism of Property	63	3	0	66	0	1	0	1	12	3	0	15
Drug/Narcotic Offenses	418	15	0	433	29	0	0	29	151	2	0	153
Embezzlement	0	0	0	0	0	0	0	0	0	0	0	0
Extortion/Blackmail	0	0	0	0	0	0	0	0	0	0	0	0
Fraud Offenses	41	0	0	41	0	0	0	0	24	0	0	24
Gambling Offenses	0	0	0	0	0	0	0	0	0	0	0	0
Homicide Offenses	5	0	0	5	0	0	0	0	0	0	0	0
Kidnapping/Abduction	15	0	0	15	1	0	0	1	0	0	0	0
Larceny/Theft Offenses	474	4	0	478	10	0	0	10	155	11	0	166
Motor Vehicle Theft	3	1	0	4	0	0	0	0	5	0	0	5
Pornography/Obscene Material	0	0	0	0	0	0	0	0	0	0	0	0
Prostitution Offenses	0	0	0	0	0	0	0	0	0	0	0	0
Robbery	1	0	0	1	1	0	0	1	0	0	0	0
Sex Offenses (Forcible)	2	1	0	3	2	3	0	5	2	0	0	2
Sex Offenses (Non-Forcible)	1	0	0	1	0	0	0	0	0	0	0	0
Stolen Property Offenses (Receiving, etc.)	12	0	0	12	2	0	0	2	9	0	0	9
Weapon Law Violations	14	1	0	15	2	0	0	2	14	0	0	14
TOTAL GROUP-A ARRESTS	1,296	43	0	1,339	75	8	0	83	510	16	3	529

GROUP-B												
Bad Checks	0	0	0	0	0	0	0	0	0	0	0	0
Curfew/Loitering/Vagrancy	0	0	0	0	0	0	0	0	0	0	0	0
Disorderly Conduct	27	2	0	29	7	3	0	10	5	1	0	6
Driving Under the Influence	199	0	0	199	18	0	0	18	87	2	0	89
Drunkenness	61	2	0	63	22	0	0	22	21	0	0	21
Family Offenses (Non-Violent)	103	0	0	103	2	0	0	2	24	0	0	24
Liquor Law Violations	2	1	0	3	4	0	0	4	4	0	0	4
Peeping Tom	1	0	0	1	0	0	0	0	0	0	0	0
Runaway	0	0	0	0	0	0	0	0	0	0	0	0
Trespass of Real Property	16	0	0	16	6	4	0	10	18	1	0	19
All Other Offenses	598	1	3	602	135	3	1	139	506	2	0	508
TOTAL GROUP-B ARRESTS	1,007	6	3	1,016	194	10	1	205	665	6	0	671

TOTAL CRIMES	2,303	49	3	2,355	269	18	1	288	1,175	22	3	1,200
---------------------	--------------	-----------	----------	--------------	------------	-----------	----------	------------	--------------	-----------	----------	--------------

2013 TOTAL ARRESTS BY COUNTY - ADULT AND JUVENILE

GROUP-A	METCALFE				MONROE				MONTGOMERY			
	ADULT	JUV	UNK	TOTAL	ADULT	JUV	UNK	TOTAL	ADULT	JUV	UNK	TOTAL
Arson	1	0	0	1	0	0	0	0	2	0	0	2
Assault Offenses	53	1	0	54	47	1	1	49	128	3	1	132
Bribery	0	0	0	0	0	0	0	0	0	0	0	0
Burglary/Breaking and Entering	11	0	0	11	9	0	0	9	56	0	0	56
Counterfeiting/Forgery	1	0	0	1	2	0	0	2	33	0	0	33
Destruction/Damage/Vandalism of Property	14	0	0	14	8	0	0	8	22	4	0	26
Drug/Narcotic Offenses	61	0	0	61	105	4	0	109	378	8	0	386
Embezzlement	0	0	0	0	0	0	0	0	0	0	0	0
Extortion/Blackmail	0	0	0	0	0	0	0	0	0	0	0	0
Fraud Offenses	5	0	0	5	3	0	0	3	29	0	0	29
Gambling Offenses	0	0	0	0	0	0	0	0	0	0	3	3
Homicide Offenses	0	0	0	0	1	0	0	1	2	0	0	2
Kidnapping/Abduction	3	0	0	3	0	0	0	0	1	0	0	1
Larceny/Theft Offenses	39	0	0	39	43	0	0	43	592	15	2	609
Motor Vehicle Theft	0	0	0	0	1	0	0	1	2	0	0	2
Pornography/Obscene Material	0	0	0	0	0	0	0	0	2	0	0	2
Prostitution Offenses	0	0	0	0	0	0	0	0	0	0	0	0
Robbery	1	0	0	1	0	0	0	0	8	1	0	9
Sex Offenses (Forcible)	2	0	0	2	0	1	0	1	23	6	0	29
Sex Offenses (Non-Forcible)	0	0	0	0	0	0	0	0	8	0	0	8
Stolen Property Offenses (Receiving, etc.)	1	0	0	1	0	0	0	0	50	0	0	50
Weapon Law Violations	1	0	0	1	4	0	0	4	8	0	0	8
TOTAL GROUP-A ARRESTS	193	1	0	194	223	6	1	230	1,344	37	6	1,387

GROUP-B												
Bad Checks	0	0	0	0	0	0	0	0	0	0	0	0
Curfew/Loitering/Vagrancy	0	0	0	0	1	0	0	1	0	0	0	0
Disorderly Conduct	2	0	0	2	9	0	0	9	65	0	1	66
Driving Under the Influence	27	0	0	27	43	1	0	44	162	1	1	164
Drunkenness	13	0	0	13	44	0	0	44	329	1	3	333
Family Offenses (Non-Violent)	6	0	0	6	4	0	0	4	21	0	0	21
Liquor Law Violations	1	0	0	1	2	0	0	2	5	0	0	5
Peeping Tom	0	0	0	0	0	0	0	0	0	0	0	0
Runaway	0	0	0	0	0	0	0	0	0	0	0	0
Trespass of Real Property	1	0	0	1	12	0	0	12	15	0	0	15
All Other Offenses	131	5	0	136	84	0	0	84	1,560	4	3	1,567
TOTAL GROUP-B ARRESTS	181	5	0	186	199	1	0	200	2,157	6	8	2,171

TOTAL CRIMES	374	6	0	380	422	7	1	430	3,501	43	14	3,558
---------------------	------------	----------	----------	------------	------------	----------	----------	------------	--------------	-----------	-----------	--------------

2013 TOTAL ARRESTS BY COUNTY - ADULT AND JUVENILE

GROUP-A	MORGAN				MUHLENBERG				NELSON			
	ADULT	JUV	UNK	TOTAL	ADULT	JUV	UNK	TOTAL	ADULT	JUV	UNK	TOTAL
Arson	1	0	0	1	0	0	0	0	19	0	0	19
Assault Offenses	35	0	0	35	191	8	0	199	274	4	0	278
Bribery	0	0	0	0	2	0	0	2	0	0	0	0
Burglary/Breaking and Entering	6	0	0	6	32	0	0	32	70	2	0	72
Counterfeiting/Forgery	1	0	0	1	8	0	0	8	97	0	0	97
Destruction/Damage/Vandalism of Property	3	0	0	3	21	3	1	25	82	2	0	84
Drug/Narcotic Offenses	91	1	0	92	672	1	0	673	1,037	37	3	1,077
Embezzlement	0	0	0	0	0	0	0	0	0	0	0	0
Extortion/Blackmail	0	0	0	0	0	0	0	0	1	0	0	1
Fraud Offenses	2	0	0	2	6	0	0	6	48	0	0	48
Gambling Offenses	0	0	0	0	0	0	1	1	3	0	0	3
Homicide Offenses	0	0	0	0	1	0	0	1	6	0	0	6
Kidnapping/Abduction	2	0	0	2	4	0	0	4	7	0	0	7
Larceny/Theft Offenses	48	0	0	48	183	2	8	193	418	17	2	437
Motor Vehicle Theft	2	0	0	2	2	0	0	2	9	0	0	9
Pornography/Obscene Material	0	0	0	0	4	0	0	4	1	0	0	1
Prostitution Offenses	0	0	0	0	0	0	0	0	0	0	0	0
Robbery	2	0	0	2	0	0	0	0	15	1	0	16
Sex Offenses (Forcible)	1	0	0	1	14	4	0	18	7	0	0	7
Sex Offenses (Non-Forcible)	0	0	0	0	2	0	0	2	8	0	0	8
Stolen Property Offenses (Receiving, etc.)	3	0	0	3	29	0	0	29	61	1	0	62
Weapon Law Violations	7	0	0	7	25	0	0	25	28	0	0	28
TOTAL GROUP-A ARRESTS	204	1	0	205	1,196	18	10	1,224	2,191	64	5	2,260

GROUP-B	ADULT	JUV	UNK	TOTAL	ADULT	JUV	UNK	TOTAL	ADULT	JUV	UNK	TOTAL
Bad Checks	0	0	0	0	0	0	0	0	0	0	0	0
Curfew/Loitering/Vagrancy	0	0	0	0	0	0	0	0	5	0	0	5
Disorderly Conduct	6	0	0	6	50	1	0	51	88	3	1	92
Driving Under the Influence	70	0	0	70	284	1	0	285	224	2	0	226
Drunkenness	24	1	0	25	164	1	0	165	216	2	1	219
Family Offenses (Non-Violent)	8	0	0	8	14	0	0	14	55	0	0	55
Liquor Law Violations	0	1	0	1	5	0	0	5	1	1	0	2
Peeping Tom	0	0	0	0	0	0	0	0	1	0	0	1
Runaway	0	1	0	1	0	0	0	0	0	0	0	0
Trespass of Real Property	3	0	0	3	20	0	0	20	20	2	1	23
All Other Offenses	441	0	0	441	1,032	0	2	1,034	1,217	5	2	1,224
TOTAL GROUP-B ARRESTS	552	3	0	555	1,569	3	2	1,574	1,827	15	5	1,847

TOTAL CRIMES	756	4	0	760	2,765	21	12	2,798	4,018	79	10	4,107
---------------------	------------	----------	----------	------------	--------------	-----------	-----------	--------------	--------------	-----------	-----------	--------------

2013 TOTAL ARRESTS BY COUNTY - ADULT AND JUVENILE

GROUP-A	NICHOLAS				OHIO				OLDHAM			
	ADULT	JUV	UNK	TOTAL	ADULT	JUV	UNK	TOTAL	ADULT	JUV	UNK	TOTAL
Arson	0	0	0	0	2	0	0	2	0	0	0	0
Assault Offenses	42	2	0	44	245	26	1	272	219	59	3	281
Bribery	1	0	0	1	0	0	0	0	2	0	0	2
Burglary/Breaking and Entering	3	0	0	3	35	3	0	38	29	5	0	34
Counterfeiting/Forgery	5	0	0	5	20	0	0	20	28	0	0	28
Destruction/Damage/Vandalism of Property	5	0	0	5	48	5	0	53	36	4	1	41
Drug/Narcotic Offenses	73	1	0	74	541	20	0	561	505	56	1	562
Embezzlement	0	0	0	0	0	0	0	0	0	0	0	0
Extortion/Blackmail	0	0	0	0	0	0	0	0	0	0	0	0
Fraud Offenses	0	0	0	0	26	0	0	26	24	0	0	24
Gambling Offenses	0	0	0	0	0	0	0	0	0	0	0	0
Homicide Offenses	0	0	0	0	5	0	0	5	13	0	0	13
Kidnapping/Abduction	1	0	0	1	3	0	0	3	4	0	0	4
Larceny/Theft Offenses	14	0	0	14	160	4	0	164	191	28	17	236
Motor Vehicle Theft	2	0	0	2	19	1	0	20	10	2	0	12
Pornography/Obscene Material	0	0	0	0	8	1	0	9	2	6	0	8
Prostitution Offenses	0	0	0	0	0	0	0	0	0	0	0	0
Robbery	2	0	0	2	0	0	0	0	6	0	1	7
Sex Offenses (Forcible)	0	0	0	0	101	5	0	106	7	0	0	7
Sex Offenses (Non-Forcible)	0	0	0	0	21	0	0	21	2	0	0	2
Stolen Property Offenses (Receiving, etc.)	1	0	0	1	121	1	0	122	23	2	1	26
Weapon Law Violations	1	0	0	1	13	1	0	14	11	4	0	15
TOTAL GROUP-A ARRESTS	150	3	0	153	1,368	67	1	1,436	1,112	166	24	1,302

GROUP-B	ADULT	JUV	UNK	TOTAL	ADULT	JUV	UNK	TOTAL	ADULT	JUV	UNK	TOTAL
Bad Checks	0	0	0	0	0	0	0	0	0	0	0	0
Curfew/Loitering/Vagrancy	0	0	0	0	0	0	0	0	0	0	0	0
Disorderly Conduct	17	0	0	17	32	17	0	49	28	15	0	43
Driving Under the Influence	76	4	0	80	130	0	0	130	227	0	1	228
Drunkenness	56	0	0	56	69	5	0	74	101	10	0	111
Family Offenses (Non-Violent)	1	0	0	1	30	0	0	30	26	0	0	26
Liquor Law Violations	2	0	0	2	11	0	0	11	20	7	0	27
Peeping Tom	0	0	0	0	1	0	0	1	0	0	0	0
Runaway	0	0	0	0	0	1	0	1	0	0	0	0
Trespass of Real Property	3	0	0	3	14	4	0	18	35	7	0	42
All Other Offenses	229	5	1	235	916	8	0	924	1,028	26	17	1,071
TOTAL GROUP-B ARRESTS	384	9	1	394	1,203	35	0	1,238	1,465	65	18	1,548

TOTAL CRIMES	534	12	1	547	2,571	102	1	2,674	2,577	231	42	2,850
---------------------	------------	-----------	----------	------------	--------------	------------	----------	--------------	--------------	------------	-----------	--------------

2013 TOTAL ARRESTS BY COUNTY - ADULT AND JUVENILE

GROUP-A	OWEN				OWSLEY				PENDLETON			
	ADULT	JUV	UNK	TOTAL	ADULT	JUV	UNK	TOTAL	ADULT	JUV	UNK	TOTAL
Arson	0	0	0	0	0	0	0	0	0	3	0	3
Assault Offenses	35	0	0	35	52	6	1	59	55	22	1	78
Bribery	0	0	0	0	0	0	0	0	0	0	0	0
Burglary/Breaking and Entering	4	1	0	5	9	0	0	9	44	15	1	60
Counterfeiting/Forgery	10	0	0	10	20	0	0	20	51	0	0	51
Destruction/Damage/Vandalism of Property	2	2	0	4	19	1	0	20	31	17	0	48
Drug/Narcotic Offenses	62	9	0	71	208	2	0	210	230	4	0	234
Embezzlement	0	0	0	0	0	0	0	0	0	0	0	0
Extortion/Blackmail	0	0	0	0	0	0	0	0	0	0	0	0
Fraud Offenses	0	0	0	0	15	0	0	15	1	0	0	1
Gambling Offenses	0	0	0	0	0	0	0	0	0	0	0	0
Homicide Offenses	0	0	0	0	0	0	0	0	0	0	0	0
Kidnapping/Abduction	1	0	0	1	0	0	0	0	1	0	0	1
Larceny/Theft Offenses	25	2	3	30	93	1	0	94	293	10	4	307
Motor Vehicle Theft	5	0	0	5	2	0	0	2	3	0	0	3
Pornography/Obscene Material	0	0	0	0	1	0	0	1	0	1	0	1
Prostitution Offenses	0	0	0	0	0	0	0	0	0	0	0	0
Robbery	1	0	0	1	0	0	0	0	2	0	0	2
Sex Offenses (Forcible)	1	3	0	4	0	0	0	0	2	1	0	3
Sex Offenses (Non-Forcible)	0	0	0	0	0	0	0	0	0	0	0	0
Stolen Property Offenses (Receiving, etc.)	6	0	0	6	29	0	2	31	22	3	0	25
Weapon Law Violations	0	0	0	0	15	0	0	15	4	3	0	7
TOTAL GROUP-A ARRESTS	152	17	3	172	463	10	3	476	739	79	6	824

GROUP-B	ADULT	JUV	UNK	TOTAL	ADULT	JUV	UNK	TOTAL	ADULT	JUV	UNK	TOTAL
Bad Checks	0	0	0	0	0	0	0	0	0	0	0	0
Curfew/Loitering/Vagrancy	0	0	0	0	0	0	0	0	0	0	0	0
Disorderly Conduct	12	0	0	12	27	2	0	29	21	11	0	32
Driving Under the Influence	35	0	0	35	31	0	0	31	55	1	0	56
Drunkenness	13	0	0	13	60	0	0	60	60	5	1	66
Family Offenses (Non-Violent)	11	0	0	11	20	0	0	20	9	0	0	9
Liquor Law Violations	0	0	0	0	0	0	0	0	1	3	0	4
Peeping Tom	0	0	0	0	0	0	0	0	0	0	0	0
Runaway	0	0	0	0	0	1	0	1	0	0	0	0
Trespass of Real Property	5	0	0	5	19	0	0	19	16	3	0	19
All Other Offenses	295	3	0	298	222	7	2	231	456	14	3	473
TOTAL GROUP-B ARRESTS	371	3	0	374	379	10	2	391	618	37	4	659

TOTAL CRIMES	523	20	3	546	842	20	5	867	1,357	116	10	1,483
---------------------	------------	-----------	----------	------------	------------	-----------	----------	------------	--------------	------------	-----------	--------------

2013 TOTAL ARRESTS BY COUNTY - ADULT AND JUVENILE

GROUP-A	PERRY				PIKE				POWELL			
	ADULT	JUV	UNK	TOTAL	ADULT	JUV	UNK	TOTAL	ADULT	JUV	UNK	TOTAL
Arson	0	0	0	0	1	0	0	1	0	4	0	4
Assault Offenses	190	4	0	194	308	11	0	319	106	5	1	112
Bribery	0	0	0	0	0	0	0	0	0	0	0	0
Burglary/Breaking and Entering	14	8	0	22	43	0	0	43	18	6	0	24
Counterfeiting/Forgery	12	0	0	12	15	0	0	15	20	0	0	20
Destruction/Damage/Vandalism of Property	25	3	0	28	52	1	0	53	15	13	0	28
Drug/Narcotic Offenses	451	7	0	458	708	6	0	714	194	3	0	197
Embezzlement	0	0	0	0	0	0	0	0	0	0	0	0
Extortion/Blackmail	0	0	0	0	0	0	0	0	0	0	0	0
Fraud Offenses	8	0	0	8	16	0	0	16	1	0	0	1
Gambling Offenses	2	0	0	2	0	0	0	0	0	0	0	0
Homicide Offenses	13	0	0	13	6	0	0	6	1	0	0	1
Kidnapping/Abduction	2	0	0	2	3	0	0	3	0	0	0	0
Larceny/Theft Offenses	201	8	1	210	465	8	2	475	72	0	0	72
Motor Vehicle Theft	1	3	0	4	16	0	0	16	4	0	0	4
Pornography/Obscene Material	3	0	0	3	3	0	0	3	0	0	0	0
Prostitution Offenses	0	0	0	0	0	0	0	0	2	0	0	2
Robbery	7	0	0	7	10	0	0	10	1	0	0	1
Sex Offenses (Forcible)	8	0	0	8	10	0	0	10	4	0	0	4
Sex Offenses (Non-Forcible)	2	0	0	2	0	0	0	0	4	0	0	4
Stolen Property Offenses (Receiving, etc.)	22	0	0	22	28	0	0	28	19	0	0	19
Weapon Law Violations	9	0	0	9	22	0	0	22	5	0	0	5
TOTAL GROUP-A ARRESTS	970	33	1	1,004	1,706	26	2	1,734	466	31	1	498

GROUP-B	ADULT	JUV	UNK	TOTAL	ADULT	JUV	UNK	TOTAL	ADULT	JUV	UNK	TOTAL
Bad Checks	0	0	0	0	0	0	0	0	0	0	0	0
Curfew/Loitering/Vagrancy	0	0	0	0	1	0	0	1	0	0	0	0
Disorderly Conduct	59	6	0	65	100	1	2	103	18	0	0	18
Driving Under the Influence	186	1	2	189	525	2	0	527	130	0	0	130
Drunkenness	254	4	0	258	644	7	1	652	139	2	0	141
Family Offenses (Non-Violent)	23	0	0	23	26	0	0	26	34	0	2	36
Liquor Law Violations	5	2	0	7	5	3	0	8	3	0	0	3
Peeping Tom	0	0	0	0	0	0	0	0	0	0	0	0
Runaway	0	0	0	0	0	1	0	1	0	0	0	0
Trespass of Real Property	18	2	0	20	77	0	0	77	11	0	0	11
All Other Offenses	2,341	8	6	2,355	5,165	7	4	5,176	971	10	1	982
TOTAL GROUP-B ARRESTS	2,886	23	8	2,917	6,543	21	7	6,571	1,306	12	3	1,321

TOTAL CRIMES	3,856	56	9	3,921	8,249	47	9	8,305	1,772	43	4	1,819
---------------------	--------------	-----------	----------	--------------	--------------	-----------	----------	--------------	--------------	-----------	----------	--------------

2013 TOTAL ARRESTS BY COUNTY - ADULT AND JUVENILE

GROUP-A	PULASKI				ROBERTSON				ROCKCASTLE			
	ADULT	JUV	UNK	TOTAL	ADULT	JUV	UNK	TOTAL	ADULT	JUV	UNK	TOTAL
Arson	0	0	0	0	0	0	0	0	1	0	0	1
Assault Offenses	146	7	1	154	7	0	0	7	132	5	0	137
Bribery	0	0	0	0	0	0	0	0	3	0	0	3
Burglary/Breaking and Entering	31	0	0	31	5	7	0	12	27	0	0	27
Counterfeiting/Forgery	33	0	0	33	0	0	0	0	14	0	0	14
Destruction/Damage/Vandalism of Property	25	0	0	25	2	7	0	9	39	6	0	45
Drug/Narcotic Offenses	876	14	0	890	7	0	0	7	441	8	0	449
Embezzlement	0	0	0	0	0	0	0	0	0	0	0	0
Extortion/Blackmail	0	0	0	0	0	0	0	0	0	0	0	0
Fraud Offenses	33	0	0	33	0	0	0	0	11	0	0	11
Gambling Offenses	0	0	0	0	0	0	0	0	0	0	0	0
Homicide Offenses	2	0	0	2	1	0	0	1	0	0	0	0
Kidnapping/Abduction	2	0	0	2	0	0	0	0	2	0	0	2
Larceny/Theft Offenses	438	20	0	458	3	0	0	3	144	0	0	144
Motor Vehicle Theft	9	0	0	9	1	0	0	1	5	0	0	5
Pornography/Obscene Material	60	0	0	60	0	0	0	0	0	0	0	0
Prostitution Offenses	0	0	0	0	0	0	0	0	0	0	0	0
Robbery	10	0	0	10	0	0	0	0	5	0	0	5
Sex Offenses (Forcible)	6	1	0	7	0	0	0	0	7	1	0	8
Sex Offenses (Non-Forcible)	1	0	0	1	0	0	0	0	13	0	0	13
Stolen Property Offenses (Receiving, etc.)	46	5	0	51	2	0	0	2	51	1	0	52
Weapon Law Violations	17	1	0	18	2	0	0	2	17	0	0	17
TOTAL GROUP-A ARRESTS	1,735	48	1	1,784	30	14	0	44	912	21	0	933

GROUP-B												
Bad Checks	0	0	0	0	0	0	0	0	0	0	0	0
Curfew/Loitering/Vagrancy	0	0	0	0	0	0	0	0	0	0	0	0
Disorderly Conduct	45	2	0	47	0	0	0	0	10	0	0	10
Driving Under the Influence	474	4	0	478	6	0	0	6	140	1	0	141
Drunkenness	328	5	0	333	3	0	0	3	67	2	0	69
Family Offenses (Non-Violent)	143	0	0	143	1	0	0	1	21	0	0	21
Liquor Law Violations	3	0	0	3	0	0	0	0	0	0	0	0
Peeping Tom	0	0	0	0	0	0	0	0	0	0	0	0
Runaway	0	0	0	0	0	0	0	0	0	1	0	1
Trespass of Real Property	23	0	0	23	2	0	0	2	26	0	0	26
All Other Offenses	2,215	19	1	2,235	31	0	0	31	697	3	2	702
TOTAL GROUP-B ARRESTS	3,231	30	1	3,262	43	0	0	43	961	7	2	970

TOTAL CRIMES	4,966	78	2	5,046	73	14	0	87	1,873	28	2	1,903
---------------------	--------------	-----------	----------	--------------	-----------	-----------	----------	-----------	--------------	-----------	----------	--------------

2013 TOTAL ARRESTS BY COUNTY - ADULT AND JUVENILE

GROUP-A	ROWAN				RUSSELL				SCOTT			
	ADULT	JUV	UNK	TOTAL	ADULT	JUV	UNK	TOTAL	ADULT	JUV	UNK	TOTAL
Arson	1	0	0	1	0	0	0	0	0	1	0	1
Assault Offenses	143	8	0	151	59	3	0	62	94	11	0	105
Bribery	0	0	0	0	0	0	0	0	0	0	0	0
Burglary/Breaking and Entering	27	0	0	27	8	0	0	8	26	4	0	30
Counterfeiting/Forgery	31	0	0	31	6	0	0	6	10	0	0	10
Destruction/Damage/Vandalism of Property	12	3	0	15	6	1	0	7	11	0	0	11
Drug/Narcotic Offenses	287	6	0	293	160	3	4	167	251	0	0	251
Embezzlement	0	0	0	0	0	0	0	0	0	0	0	0
Extortion/Blackmail	0	0	0	0	0	0	0	0	0	0	0	0
Fraud Offenses	19	0	0	19	37	0	2	39	8	0	0	8
Gambling Offenses	0	0	0	0	0	0	0	0	0	0	0	0
Homicide Offenses	1	0	0	1	0	0	0	0	1	0	0	1
Kidnapping/Abduction	3	0	0	3	1	0	0	1	1	0	0	1
Larceny/Theft Offenses	155	3	0	158	143	1	0	144	82	3	1	86
Motor Vehicle Theft	12	0	0	12	2	0	0	2	0	0	0	0
Pornography/Obscene Material	2	0	0	2	0	0	0	0	0	15	0	15
Prostitution Offenses	0	0	0	0	0	0	0	0	0	0	0	0
Robbery	8	0	0	8	10	0	0	10	8	0	0	8
Sex Offenses (Forcible)	13	1	0	14	1	0	0	1	2	0	0	2
Sex Offenses (Non-Forcible)	4	0	0	4	0	0	0	0	1	0	0	1
Stolen Property Offenses (Receiving, etc.)	30	1	0	31	7	0	0	7	20	1	0	21
Weapon Law Violations	11	0	0	11	4	0	0	4	16	0	0	16
TOTAL GROUP-A ARRESTS	759	22	0	781	444	8	6	458	531	35	1	567

GROUP-B												
Bad Checks	0	0	0	0	0	0	0	0	0	0	0	0
Curfew/Loitering/Vagrancy	0	0	0	0	0	0	0	0	0	0	0	0
Disorderly Conduct	38	0	0	38	21	0	0	21	21	1	0	22
Driving Under the Influence	216	2	0	218	100	1	0	101	99	0	0	99
Drunkenness	217	1	0	218	83	0	0	83	55	0	0	55
Family Offenses (Non-Violent)	23	0	0	23	14	0	0	14	14	0	0	14
Liquor Law Violations	18	0	0	18	3	1	0	4	3	0	0	3
Peeping Tom	0	0	0	0	0	0	0	0	0	0	0	0
Runaway	0	0	0	0	0	0	0	0	0	0	0	0
Trespass of Real Property	22	0	0	22	6	0	0	6	13	1	0	14
All Other Offenses	1,527	2	2	1,531	495	1	4	500	778	3	0	781
TOTAL GROUP-B ARRESTS	2,061	5	2	2,068	722	3	4	729	983	5	0	988

TOTAL CRIMES	2,820	27	2	2,849	1,166	11	10	1,187	1,514	40	1	1,555
---------------------	--------------	-----------	----------	--------------	--------------	-----------	-----------	--------------	--------------	-----------	----------	--------------

2013 TOTAL ARRESTS BY COUNTY - ADULT AND JUVENILE

GROUP-A	SHELBY				SIMPSON				SPENCER			
	ADULT	JUV	UNK	TOTAL	ADULT	JUV	UNK	TOTAL	ADULT	JUV	UNK	TOTAL
Arson	1	0	0	1	0	0	0	0	0	0	0	0
Assault Offenses	259	83	3	345	100	3	0	103	39	9	0	48
Bribery	9	0	0	9	0	0	0	0	0	0	0	0
Burglary/Breaking and Entering	66	1	0	67	3	0	0	3	14	1	0	15
Counterfeiting/Forgery	88	1	0	89	102	0	0	102	11	8	0	19
Destruction/Damage/Vandalism of Property	44	5	0	49	11	0	0	11	14	8	0	22
Drug/Narcotic Offenses	453	29	0	482	264	3	2	269	152	5	0	157
Embezzlement	0	0	0	0	0	0	0	0	0	0	0	0
Extortion/Blackmail	2	0	0	2	0	0	0	0	3	0	0	3
Fraud Offenses	88	0	0	88	12	0	0	12	3	0	0	3
Gambling Offenses	1	0	0	1	0	0	0	0	0	0	0	0
Homicide Offenses	0	0	0	0	0	0	0	0	0	0	0	0
Kidnapping/Abduction	5	0	0	5	1	0	0	1	1	0	0	1
Larceny/Theft Offenses	372	26	2	400	94	1	0	95	20	1	0	21
Motor Vehicle Theft	8	0	0	8	3	0	0	3	2	0	0	2
Pornography/Obscene Material	0	0	0	0	0	0	0	0	6	0	0	6
Prostitution Offenses	5	0	0	5	0	0	0	0	0	0	0	0
Robbery	24	0	0	24	2	0	0	2	0	0	0	0
Sex Offenses (Forcible)	23	5	0	28	21	0	0	21	8	0	0	8
Sex Offenses (Non-Forcible)	2	0	0	2	1	0	0	1	0	0	0	0
Stolen Property Offenses (Receiving, etc.)	37	11	0	48	7	0	0	7	3	0	0	3
Weapon Law Violations	36	2	0	38	13	0	0	13	7	0	0	7
TOTAL GROUP-A ARRESTS	1,523	163	5	1,691	634	7	2	643	283	32	0	315

GROUP-B	ADULT	JUV	UNK	TOTAL	ADULT	JUV	UNK	TOTAL	ADULT	JUV	UNK	TOTAL
Bad Checks	0	0	0	0	0	0	0	0	0	0	0	0
Curfew/Loitering/Vagrancy	1	0	0	1	0	0	0	0	0	0	0	0
Disorderly Conduct	77	36	2	115	39	1	1	41	12	1	0	13
Driving Under the Influence	384	2	1	387	81	0	0	81	84	0	0	84
Drunkenness	154	3	3	160	76	0	1	77	74	1	0	75
Family Offenses (Non-Violent)	31	0	0	31	20	0	0	20	5	0	0	5
Liquor Law Violations	16	4	0	20	2	1	0	3	4	1	0	5
Peeping Tom	0	0	0	0	0	0	0	0	0	0	0	0
Runaway	0	0	0	0	0	0	0	0	0	0	0	0
Trespass of Real Property	51	4	0	55	11	0	0	11	8	0	0	8
All Other Offenses	1,618	52	7	1,677	606	5	1	612	416	6	0	422
TOTAL GROUP-B ARRESTS	2,332	101	13	2,446	835	7	3	845	603	9	0	612

TOTAL CRIMES	3,855	264	18	4,137	1,469	14	5	1,488	886	41	0	927
---------------------	--------------	------------	-----------	--------------	--------------	-----------	----------	--------------	------------	-----------	----------	------------

2013 TOTAL ARRESTS BY COUNTY - ADULT AND JUVENILE

GROUP-A	TAYLOR				TODD				TRIGG			
	ADULT	JUV	UNK	TOTAL	ADULT	JUV	UNK	TOTAL	ADULT	JUV	UNK	TOTAL
Arson	0	0	0	0	0	0	0	0	0	0	0	0
Assault Offenses	238	13	0	251	69	0	0	69	123	8	1	132
Bribery	0	0	0	0	0	0	0	0	0	0	0	0
Burglary/Breaking and Entering	66	0	0	66	24	0	0	24	18	0	0	18
Counterfeiting/Forgery	149	0	0	149	27	0	0	27	7	0	0	7
Destruction/Damage/Vandalism of Property	74	2	0	76	16	0	0	16	59	1	0	60
Drug/Narcotic Offenses	514	11	0	525	184	5	0	189	328	11	0	339
Embezzlement	0	0	0	0	0	0	0	0	0	0	0	0
Extortion/Blackmail	0	0	0	0	0	0	0	0	0	0	0	0
Fraud Offenses	62	0	0	62	7	0	0	7	8	0	0	8
Gambling Offenses	0	0	0	0	0	0	0	0	0	0	0	0
Homicide Offenses	4	0	0	4	0	0	0	0	1	0	0	1
Kidnapping/Abduction	6	0	0	6	2	0	0	2	2	0	0	2
Larceny/Theft Offenses	393	12	2	407	106	1	1	108	80	0	0	80
Motor Vehicle Theft	5	0	0	5	3	0	0	3	3	0	0	3
Pornography/Obscene Material	4	0	0	4	0	0	0	0	0	0	0	0
Prostitution Offenses	0	0	0	0	0	0	0	0	0	0	0	0
Robbery	16	0	0	16	1	0	0	1	2	0	0	2
Sex Offenses (Forcible)	65	1	0	66	2	0	0	2	0	0	0	0
Sex Offenses (Non-Forcible)	3	0	0	3	0	0	0	0	2	0	0	2
Stolen Property Offenses (Receiving, etc.)	41	0	0	41	11	0	0	11	9	0	0	9
Weapon Law Violations	32	2	0	34	15	0	0	15	12	0	0	12
TOTAL GROUP-A ARRESTS	1,672	41	2	1,715	467	6	1	474	654	20	1	675

GROUP-B	ADULT	JUV	UNK	TOTAL	ADULT	JUV	UNK	TOTAL	ADULT	JUV	UNK	TOTAL
Bad Checks	0	0	0	0	0	0	0	0	0	0	0	0
Curfew/Loitering/Vagrancy	1	0	0	1	0	0	0	0	0	0	0	0
Disorderly Conduct	53	0	1	54	10	0	0	10	28	2	0	30
Driving Under the Influence	195	0	0	195	56	0	0	56	139	1	0	140
Drunkenness	189	2	1	192	38	0	0	38	80	3	0	83
Family Offenses (Non-Violent)	37	0	0	37	5	0	0	5	37	0	1	38
Liquor Law Violations	5	0	0	5	7	1	0	8	14	0	0	14
Peeping Tom	0	0	0	0	0	0	0	0	0	0	0	0
Runaway	0	0	0	0	0	0	0	0	0	0	0	0
Trespass of Real Property	16	0	0	16	24	0	0	24	24	1	0	25
All Other Offenses	1,138	11	3	1,152	271	2	0	273	469	0	0	469
TOTAL GROUP-B ARRESTS	1,634	13	5	1,652	411	3	0	414	791	7	1	799

TOTAL CRIMES	3,306	54	7	3,367	878	9	1	888	1,445	27	2	1,474
---------------------	--------------	-----------	----------	--------------	------------	----------	----------	------------	--------------	-----------	----------	--------------

2013 TOTAL ARRESTS BY COUNTY - ADULT AND JUVENILE

GROUP-A	TRIMBLE				UNION				WARREN			
	ADULT	JUV	UNK	TOTAL	ADULT	JUV	UNK	TOTAL	ADULT	JUV	UNK	TOTAL
Arson	0	0	0	0	0	0	0	0	5	0	0	5
Assault Offenses	52	8	2	62	78	3	0	81	914	21	0	935
Bribery	0	0	0	0	3	0	0	3	1	0	0	1
Burglary/Breaking and Entering	14	1	0	15	14	0	0	14	125	4	0	129
Counterfeiting/Forgery	8	0	0	8	27	0	0	27	85	0	0	85
Destruction/Damage/Vandalism of Property	7	3	1	11	23	2	1	26	108	3	0	111
Drug/Narcotic Offenses	233	0	2	235	191	1	0	192	2,064	46	2	2,112
Embezzlement	0	0	0	0	0	0	0	0	0	0	0	0
Extortion/Blackmail	1	0	0	1	0	0	0	0	0	0	0	0
Fraud Offenses	2	0	0	2	4	0	0	4	77	1	0	78
Gambling Offenses	0	0	0	0	0	0	0	0	2	0	0	2
Homicide Offenses	1	0	0	1	0	0	0	0	12	0	0	12
Kidnapping/Abduction	6	0	0	6	2	0	0	2	29	0	0	29
Larceny/Theft Offenses	23	2	1	26	274	7	0	281	1,466	6	0	1,472
Motor Vehicle Theft	2	0	0	2	3	0	0	3	9	1	0	10
Pornography/Obscene Material	1	0	0	1	0	0	0	0	65	1	0	66
Prostitution Offenses	0	0	0	0	0	0	0	0	10	0	0	10
Robbery	0	0	0	0	0	0	0	0	56	0	0	56
Sex Offenses (Forcible)	6	1	0	7	2	0	0	2	88	1	0	89
Sex Offenses (Non-Forcible)	0	0	0	0	0	0	0	0	42	0	0	42
Stolen Property Offenses (Receiving, etc.)	5	0	0	5	7	0	0	7	113	2	0	115
Weapon Law Violations	8	0	0	8	7	0	0	7	88	2	0	90
TOTAL GROUP-A ARRESTS	369	15	6	390	635	13	1	649	5,359	88	2	5,449

GROUP-B												
Bad Checks	0	0	0	0	0	0	0	0	0	0	0	0
Curfew/Loitering/Vagrancy	0	0	0	0	2	0	0	2	0	0	0	0
Disorderly Conduct	9	0	0	9	9	0	0	9	219	24	1	244
Driving Under the Influence	60	0	0	60	71	1	0	72	1,096	2	0	1,098
Drunkenness	22	0	0	22	27	1	0	28	821	9	0	830
Family Offenses (Non-Violent)	4	0	0	4	8	0	0	8	138	0	0	138
Liquor Law Violations	2	0	0	2	6	0	0	6	171	6	1	178
Peeping Tom	0	0	0	0	0	0	0	0	1	0	0	1
Runaway	0	0	0	0	0	0	0	0	0	0	0	0
Trespass of Real Property	5	0	1	6	19	0	0	19	77	3	0	80
All Other Offenses	365	8	3	376	417	4	0	421	4,365	34	9	4,408
TOTAL GROUP-B ARRESTS	467	8	4	479	559	6	0	565	6,888	78	11	6,977

TOTAL CRIMES	836	23	10	869	1,194	19	1	1,214	12,247	166	13	12,426
---------------------	------------	-----------	-----------	------------	--------------	-----------	----------	--------------	---------------	------------	-----------	---------------

2013 TOTAL ARRESTS BY COUNTY - ADULT AND JUVENILE

GROUP-A	WASHINGTON				WAYNE				WEBSTER			
	ADULT	JUV	UNK	TOTAL	ADULT	JUV	UNK	TOTAL	ADULT	JUV	UNK	TOTAL
Arson	0	0	0	0	0	0	0	0	1	0	0	1
Assault Offenses	66	0	0	66	117	4	0	121	130	7	0	137
Bribery	0	0	0	0	0	0	0	0	0	0	0	0
Burglary/Breaking and Entering	7	0	0	7	24	0	0	24	9	4	0	13
Counterfeiting/Forgery	4	0	0	4	41	0	0	41	1	0	0	1
Destruction/Damage/Vandalism of Property	12	0	0	12	23	2	0	25	7	0	0	7
Drug/Narcotic Offenses	28	1	0	29	116	2	0	118	89	2	0	91
Embezzlement	0	0	0	0	0	0	0	0	0	0	0	0
Extortion/Blackmail	0	0	0	0	0	0	0	0	0	0	0	0
Fraud Offenses	5	0	0	5	61	0	0	61	24	0	0	24
Gambling Offenses	2	0	0	2	0	0	0	0	0	0	0	0
Homicide Offenses	0	0	0	0	0	0	0	0	0	0	0	0
Kidnapping/Abduction	2	0	0	2	0	0	0	0	1	0	0	1
Larceny/Theft Offenses	46	1	0	47	268	4	1	273	128	13	0	141
Motor Vehicle Theft	1	0	0	1	4	0	0	4	3	0	0	3
Pornography/Obscene Material	0	0	0	0	0	0	0	0	0	0	0	0
Prostitution Offenses	0	0	0	0	0	0	0	0	0	0	0	0
Robbery	2	0	0	2	1	0	0	1	6	0	0	6
Sex Offenses (Forcible)	2	0	0	2	1	0	0	1	1	0	0	1
Sex Offenses (Non-Forcible)	0	0	0	0	24	0	0	24	2	0	0	2
Stolen Property Offenses (Receiving, etc.)	4	0	0	4	36	0	0	36	11	0	0	11
Weapon Law Violations	3	0	0	3	5	0	1	6	2	0	0	2
TOTAL GROUP-A ARRESTS	184	2	0	186	721	12	2	735	415	26	0	441

GROUP-B												
Bad Checks	0	0	0	0	0	0	0	0	0	0	0	0
Curfew/Loitering/Vagrancy	0	0	0	0	0	0	0	0	0	0	0	0
Disorderly Conduct	12	0	0	12	22	0	0	22	22	2	3	27
Driving Under the Influence	35	0	0	35	98	1	0	99	53	1	0	54
Drunkenness	19	0	0	19	146	0	0	146	34	1	0	35
Family Offenses (Non-Violent)	12	0	0	12	17	0	0	17	8	0	0	8
Liquor Law Violations	5	0	0	5	1	0	0	1	3	0	0	3
Peeping Tom	0	0	0	0	0	0	0	0	0	0	0	0
Runaway	0	0	0	0	0	0	0	0	0	0	0	0
Trespass of Real Property	5	0	0	5	12	2	0	14	15	1	0	16
All Other Offenses	221	6	1	228	854	4	2	860	409	2	1	412
TOTAL GROUP-B ARRESTS	309	6	1	316	1,150	7	2	1,159	544	7	4	555

TOTAL CRIMES	493	8	1	502	1,871	19	4	1,894	959	33	4	996
---------------------	------------	----------	----------	------------	--------------	-----------	----------	--------------	------------	-----------	----------	------------

2013 TOTAL ARRESTS BY COUNTY - ADULT AND JUVENILE

GROUP-A	WHITLEY				WOLFE				WOODFORD			
	ADULT	JUV	UNK	TOTAL	ADULT	JUV	UNK	TOTAL	ADULT	JUV	UNK	TOTAL
Arson	1	0	0	1	0	0	0	0	0	0	0	0
Assault Offenses	106	12	0	118	24	0	0	24	68	1	0	69
Bribery	0	0	0	0	0	0	0	0	0	0	0	0
Burglary/Breaking and Entering	13	3	0	16	1	0	0	1	6	0	0	6
Counterfeiting/Forgery	3	0	0	3	0	0	0	0	18	0	0	18
Destruction/Damage/Vandalism of Property	23	5	0	28	0	1	0	1	8	0	0	8
Drug/Narcotic Offenses	531	10	0	541	27	8	0	35	282	2	0	284
Embezzlement	0	0	0	0	0	0	0	0	0	0	0	0
Extortion/Blackmail	0	0	0	0	0	0	0	0	0	0	0	0
Fraud Offenses	9	0	0	9	0	0	0	0	6	0	0	6
Gambling Offenses	0	0	0	0	0	0	0	0	0	0	0	0
Homicide Offenses	1	2	0	3	1	0	0	1	1	0	0	1
Kidnapping/Abduction	1	0	0	1	0	0	0	0	0	0	0	0
Larceny/Theft Offenses	87	2	0	89	12	0	0	12	56	0	0	56
Motor Vehicle Theft	5	0	0	5	2	0	0	2	4	0	0	4
Pornography/Obscene Material	0	1	0	1	0	0	0	0	0	0	0	0
Prostitution Offenses	0	0	0	0	0	0	0	0	3	0	0	3
Robbery	3	0	0	3	0	0	0	0	6	0	0	6
Sex Offenses (Forcible)	6	1	0	7	1	0	0	1	1	0	0	1
Sex Offenses (Non-Forcible)	1	0	0	1	3	0	0	3	0	0	0	0
Stolen Property Offenses (Receiving, etc.)	36	0	0	36	2	0	0	2	7	1	0	8
Weapon Law Violations	7	0	0	7	1	0	0	1	5	0	0	5
TOTAL GROUP-A ARRESTS	833	36	0	869	74	9	0	83	471	4	0	475

GROUP-B	ADULT	JUV	UNK	TOTAL	ADULT	JUV	UNK	TOTAL	ADULT	JUV	UNK	TOTAL
Bad Checks	0	0	0	0	0	0	0	0	0	0	0	0
Curfew/Loitering/Vagrancy	0	0	0	0	0	0	0	0	0	0	0	0
Disorderly Conduct	62	3	0	65	1	1	0	2	9	1	0	10
Driving Under the Influence	186	2	0	188	23	0	0	23	264	3	0	267
Drunkenness	252	9	0	261	3	1	0	4	86	0	1	87
Family Offenses (Non-Violent)	11	0	0	11	3	0	0	3	11	0	0	11
Liquor Law Violations	2	0	0	2	2	0	0	2	3	0	0	3
Peeping Tom	0	0	0	0	0	0	0	0	0	0	0	0
Runaway	0	1	0	1	0	0	0	0	0	0	0	0
Trespass of Real Property	22	1	0	23	2	0	0	2	9	0	0	9
All Other Offenses	1,595	9	1	1,605	220	4	0	224	403	4	0	407
TOTAL GROUP-B ARRESTS	2,130	25	1	2,156	254	6	0	260	785	8	1	794

TOTAL CRIMES	2,963	61	1	3,025	328	15	0	343	1,256	12	1	1,269
---------------------	--------------	-----------	----------	--------------	------------	-----------	----------	------------	--------------	-----------	----------	--------------

2013 ARRESTS BY COUNTY -ADULT AND JUVENILE

GROUP-A	County Not Indicated On Arresting Document			
	Adult	Juvenile	Unknown	Total
Arson	0	2	0	2
Assault Offenses	1	3	0	4
Bribery	0	0	0	0
Burglary/Breaking and Entering	0	0	0	0
Counterfeiting/Forgery	1	0	0	1
Destruction/Damage/Vandalism of Property	1	0	0	1
Drug/Narcotic Offenses	10	0	0	10
Embezzlement	0	0	0	0
Extortion/Blackmail	0	0	0	0
Fraud Offenses	1	0	0	1
Gambling Offenses	0	0	0	0
Homicide Offenses	0	0	0	0
Kidnapping/Abduction	0	0	0	0
Larceny/Theft Offenses	1	0	0	1
Motor Vehicle Theft	0	0	0	0
Pornography/Obscene Material	0	0	0	0
Prostitution Offenses	0	0	0	0
Robbery	0	0	0	0
Sex Offenses (Forcible)	0	0	0	0
Sex Offenses (Non-Forcible)	0	0	0	0
Stolen Property Offenses (Receiving, etc.)	0	0	0	0
Weapon Law Violations	0	0	0	0
TOTAL GROUP-A ARRESTS	15	5	0	20

GROUP-B				
Bad Checks	0	0	0	0
Curfew/Loitering/Vagrancy	0	0	0	0
Disorderly Conduct	0	0	0	0
Driving Under the Influence	0	0	0	0
Drunkenness	1	1	0	2
Family Offenses (Non-Violent)	0	0	0	0
Liquor Law Violations	0	0	0	0
Peeping Tom	0	0	0	0
Runaway	0	2	0	2
Trespass of Real Property	0	0	0	0
All Other Offenses	23	6	0	29
TOTAL GROUP-B ARRESTS	24	9	0	33

TOTAL CRIMES	39	14	0	53
---------------------	-----------	-----------	----------	-----------



**DRUG
ARRESTS**

**2013 DRUG ARRESTS
BY AREA DEVELOPMENT DISTRICT AND DRUG TYPE**

AREA DEVELOPMENT DISTRICTS	OPIUM OR COCAINE AND THEIR DERIVATIVES	MARIJUANA	METH	OTHER DRUGS AND SYNTHETIC NARCOTICS	TOTAL DRUG LAW ARRESTS
1 - PURCHASE	180	1,410	404	2,172	4,166
2 - PENNYRILE	243	1,298	420	2,152	4,113
3 - GREEN RIVER	141	1,152	712	1,979	3,984
4 - BARREN RIVER	178	1,550	684	2,822	5,234
5 - LINCOLN TRAIL	206	1,120	455	1,967	3,748
6 - KIPDA	301	1,488	346	2,650	4,785
7 - NORTHERN KENTUCKY	387	2,218	255	3,982	6,842
8 - BUFFALO TRACE	30	111	4	242	387
9 - GATEWAY	17	203	17	719	956
10 - FIVCO	65	226	148	776	1,215
11 - BIG SANDY	32	334	101	1,552	2,019
12 - KENTUCKY RIVER	42	254	119	1,277	1,692
13 - CUMBERLAND VALLEY	120	713	374	2,797	4,004
14 - LAKE CUMBERLAND	90	479	168	1,513	2,250
15 - BLUEGRASS	533	2,364	266	4,645	7,808
	2,565	14,920	4,473	31,245	53,203

KENTUCKY'S AREA DEVELOPMENT DISTRICTS
Kentucky



**2013 DRUG ARRESTS
BY COUNTY AND DRUG TYPE**

COUNTY	OPIUM OR COCAINE AND THEIR DERIVATIVES	MARIJUANA	METH	HEROIN	OTHER DRUGS AND SYNTHETIC NARCOTICS	TOTAL
ADAIR	6	25	14	2	84	131
ALLEN	10	64	62	0	140	276
ANDERSON	9	67	12	11	174	273
BALLARD	0	21	12	0	41	74
BARREN	14	227	66	4	499	810
BATH	1	24	3	0	143	171
BELL	16	96	23	0	380	515
BOONE	59	430	45	338	965	1,837
BOURBON	59	82	1	2	128	272
BOYD	51	137	90	75	500	853
BOYLE	18	72	10	13	131	244
BRACKEN	1	9	0	10	24	44
BREATHITT	0	46	1	0	114	161
BRECKINRIDGE	3	48	64	0	83	198
BULLITT	48	320	155	109	738	1,370
BUTLER	1	20	29	0	47	97
CALDWELL	28	49	25	0	98	200
CALLOWAY	19	218	50	2	375	664
CAMPBELL	89	697	5	421	1,091	2,303
CARLISLE	0	15	2	0	9	26
CARROLL	14	109	32	62	279	496
CARTER	4	28	52	11	93	188
CASEY	3	29	33	0	60	125
CHRISTIAN	142	516	71	5	589	1,323
CLARK	24	86	17	22	217	366
CLAY	5	78	67	0	286	436
CLINTON	0	12	2	0	24	38
CRITTENDEN	2	33	6	1	55	97
CUMBERLAND	0	16	4	2	27	49
DAVISS	98	705	396	14	1,179	2,392
EDMONSON	2	33	10	0	36	81
ELLIOTT	2	14	4	1	24	45
ESTILL	5	43	0	0	104	152
FAYETTE	139	725	5	84	1,034	1,987
FLEMING	1	23	0	0	47	71
FLOYD	2	84	20	6	411	523
FRANKLIN	82	350	17	64	553	1,066
FULTON	9	49	11	0	45	114
GALLATIN	8	45	55	19	120	247
GARRARD	5	33	2	1	57	98
GRANT	5	52	69	39	179	344
GRAVES	50	271	98	7	458	884
GRAYSON	5	45	19	2	90	161
GREEN	2	20	7	4	34	67
GREENUP	6	37	2	2	69	116
HANCOCK	0	21	26	0	57	104
HARDIN	45	453	173	17	698	1,386
HARLAN	43	60	4	1	442	550
HARRISON	49	59	0	22	209	339

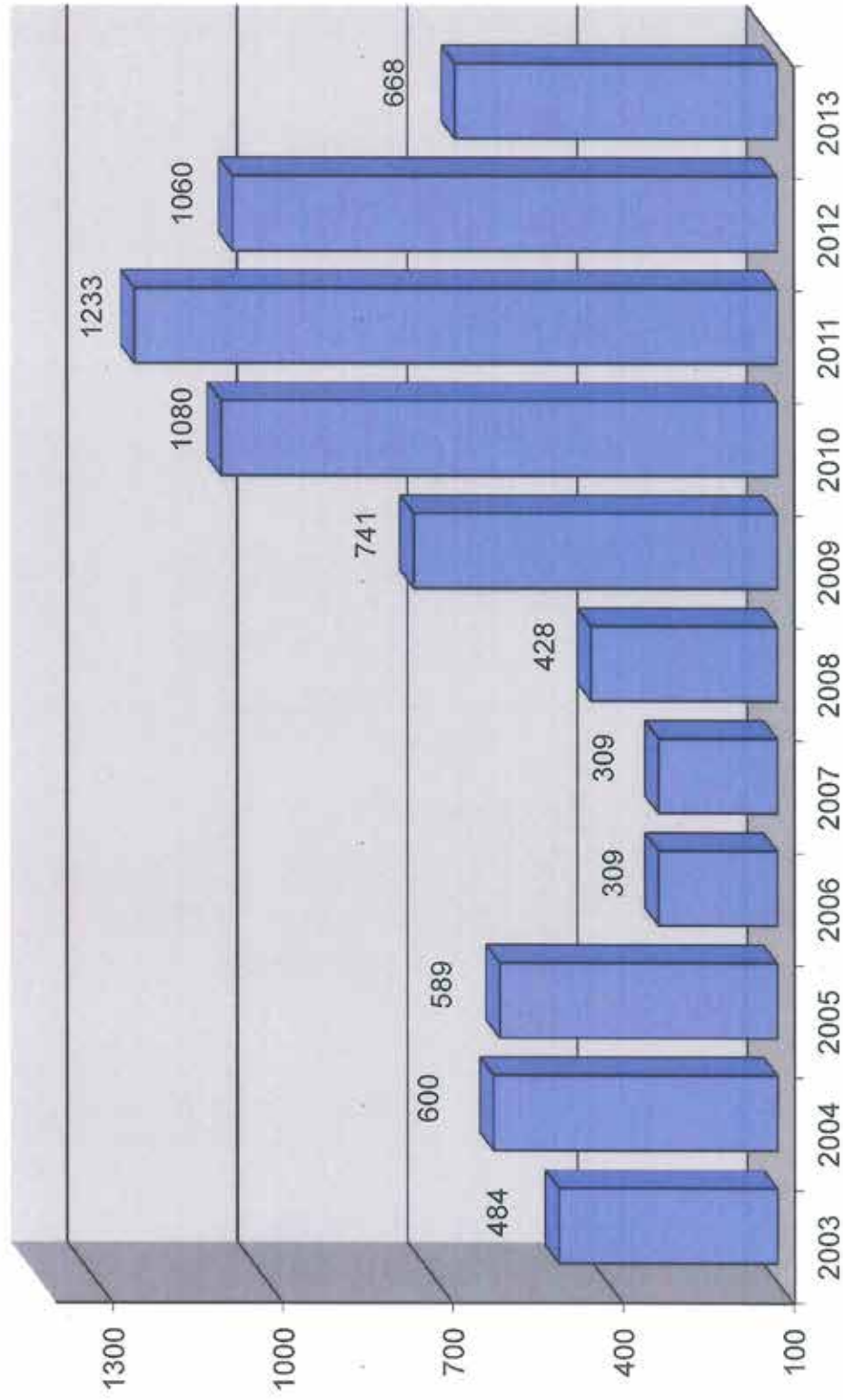
**2013 DRUG ARRESTS
BY COUNTY AND DRUG TYPE**

COUNTY	OPIUM OR COCAINE AND THEIR DERIVATIVES	MARIJUANA	METH	HEROIN	OTHER DRUGS AND SYNTHETIC NARCOTICS	TOTAL
HART	15	168	177	0	330	690
HENDERSON	15	194	74	1	221	505
HENRY	2	62	24	10	116	214
HICKMAN	2	21	17	0	37	77
HOPKINS	39	235	116	0	488	878
JACKSON	0	23	9	0	54	86
JEFFERSON	175	651	68	93	1,059	2,046
JESSAMINE	20	104	15	56	308	503
JOHNSON	11	54	73	0	247	385
KENTON	206	811	30	514	1,217	2,778
KNOTT	6	24	64	0	281	375
KNOX	0	55	27	0	242	324
LARUE	3	47	12	0	74	136
LAUREL	40	233	134	1	705	1,113
LAWRENCE	2	10	0	3	90	105
LEE	18	27	0	0	80	125
LESLIE	0	8	9	0	59	76
LETCHER	8	24	2	0	117	151
LEWIS	13	24	4	6	54	101
LINCOLN	2	51	57	4	135	249
LIVINGSTON	1	55	27	0	81	164
LOGAN	25	210	101	0	391	727
LYON	0	100	18	1	145	264
MCCRACKEN	97	688	144	16	971	1,916
MCCREARY	1	52	9	0	110	172
MCLEAN	2	39	31	0	92	164
MADISON	86	395	82	55	1,050	1,668
MAGOFFIN	1	45	0	1	236	283
MARION	53	126	6	3	197	385
MARSHALL	3	127	70	6	236	442
MARTIN	3	24	1	0	90	118
MASON	15	51	0	26	114	206
MEADE	4	97	83	17	232	433
MENIFEE	0	15	1	0	12	28
MERCER	11	36	18	6	82	153
METCALFE	0	15	9	0	36	60
MONROE	11	32	15	0	51	109
MONTGOMERY	12	58	1	1	312	384
MORGAN	1	25	6	0	59	91
MUHLENBERG	18	123	96	1	434	672
NELSON	89	291	95	22	581	1,078
NICHOLAS	0	18	0	0	55	73
OHIO	14	111	143	5	285	558
OLDHAM	21	202	10	17	297	547
OWEN	5	22	3	12	28	70
OWSLEY	5	29	24	0	151	209
PENDLETON	1	52	16	61	103	233
PERRY	5	90	12	0	454	561
PIKE	15	127	7	5	568	722
POWELL	3	38	15	0	140	196

**2013 DRUG ARRESTS
BY COUNTY AND DRUG TYPE**

COUNTY	OPIUM OR COCAINE AND THEIR DERIVATIVES	MARIJUANA	METH	HEROIN	OTHER DRUGS AND SYNTHETIC NARCOTICS	TOTAL
PULASKI	3	124	38	2	721	888
ROBERTSON	0	4	0	0	3	7
ROCKCASTLE	15	69	68	3	292	447
ROWAN	3	81	6	8	193	291
RUSSELL	2	53	9	0	102	166
SCOTT	15	84	15	16	120	250
SHELBY	54	151	11	27	237	480
SIMPSON	23	69	49	1	148	290
SPENCER	1	58	13	2	83	157
TAYLOR	66	124	23	18	299	530
TODD	5	53	32	0	98	188
TRIGG	8	134	29	3	164	338
TRIMBLE	0	44	65	3	120	232
UNION	8	64	28	0	91	191
WARREN	77	712	166	3	1,144	2,102
WASHINGTON	4	13	3	0	12	32
WAYNE	7	24	29	5	52	117
WEBSTER	4	18	14	0	54	90
WHITLEY	1	99	42	1	396	539
WOLFE	0	6	7	0	21	34
WOODFORD	6	121	0	6	148	281
TOTAL	2,565	14,920	4,473	2,414	31,245	55,617

Methamphetamine Lab Response for Kentucky
***Numbers Provided by EPIC, ACS Container Program, Louisville Metro Police Department**
2003 - Present
State & Local Response





**LAW
ENFORCEMENT
EMPLOYEES**

MUNICIPAL POLICE DEPARTMENTS

2013

MUNICIPALITY	FULL TIME LAW ENFORCEMENT OFFICERS			FULL TIME CIVILIAN EMPLOYEES			TOTAL EMPLOYEES
	MALE	FEMALE	Total	MALE	FEMALE	TOTAL	
ADAIRVILLE	1	0	1	0	0	0	1
ALBANY	7	0	7	0	0	0	7
ALEXANDRIA	12	2	14	0	2	2	16
ALLEN	1	0	1	0	0	0	1
ANCHORAGE	9	0	9	4	0	4	13
ASHLAND	47	1	48	2	2	4	52
AUBURN	2	0	2	0	0	0	2
AUDUBON PARK	3	1	4	0	0	0	4
AUGUSTA	3	0	3	0	0	0	3
BARBOURVILLE	14	0	14	1	0	1	15
BARDSTOWN	25	2	27	0	1	1	28
BARDWELL	1	0	1	0	0	0	1
BEATTYVILLE	4	0	4	0	0	0	4
BEAVER DAM	6	0	6	0	0	0	6
BELLEFONTE	4	0	4	0	0	0	4
BELLEVUE	9	1	10	0	1	1	11
BENHAM	2	0	2	0	0	0	2
BENTON	8	0	8	0	0	0	8
BEREA	31	1	32	1	1	2	34
BLOOMFIELD	0	0	0	0	0	0	0
BOONEVILLE	1	0	1	0	0	0	1
BOWLING GREEN	100	13	113	5	34	39	152
BRANDENBURG	5	0	5	0	0	0	5
BRODHEAD	1	0	1	0	0	0	1
BROOKSVILLE	1	0	1	0	0	0	1
BROWNSVILLE	6	0	6	0	0	0	6
BURKESVILLE	6	0	6	4	0	4	10
BURNSIDE	4	0	4	0	0	0	4
BUTLER	1	0	1	0	0	0	1
CADIZ	9	0	9	0	1	1	10
CALVERT CITY	6	0	6	0	1	1	7
CAMPBELLSVILLE	21	1	22	8	8	16	38
CANEYVILLE	1	0	1	0	0	0	1
CARLISLE	6	0	6	0	0	0	6
CARROLTON	10	0	10	0	1	1	11
CATLETTSBURG	8	0	8	0	0	0	8
CAVE CITY	6	0	6	0	0	0	6
CENTRAL CITY	12	0	12	0	0	0	12
CLARKSON	1	0	1	0	0	0	1
CLAY CITY	2	0	2	0	0	0	2
CLINTON	4	0	4	0	0	0	4
CLOVERPORT	1	0	1	0	0	0	1
COAL RUN VILLAGE	3	0	3	0	0	0	3
COLD SPRING	10	0	10	0	1	1	11
COLUMBIA	12	0	12	1	1	2	14
CORBIN	22	0	22	5	3	8	30
COVINGTON	99	6	105	5	10	15	120

**MUNICIPAL POLICE DEPARTMENTS
2013**

MUNICIPALITY	FULL TIME LAW ENFORCEMENT OFFICERS			FULL TIME CIVILIAN EMPLOYEES			TOTAL EMPLOYEES
	MALE	FEMALE	Total	MALE	FEMALE	TOTAL	
CUMBERLAND	7	0	7	0	0	0	7
CYNTHIANA	13	1	14	0	1	1	15
DANVILLE	30	3	33	1	11	12	45
DAWSON SPRINGS	4	0	4	0	1	1	5
DAYTON	7	2	9	0	1	1	10
EARLINGTON	1	0	1	0	0	0	1
EDDYVILLE	3	1	4	0	0	0	4
EDGEWOOD	13	1	14	0	0	0	14
EDMONTON	6	0	6	0	0	0	6
ELIZABETHTOWN	42	4	46	10	6	16	62
ELKTON	6	0	6	0	0	0	6
ELSMERE	13	1	14	1	0	1	15
EMINENCE	6	0	6	0	0	0	6
ERLANGER	36	4	40	8	4	12	52
EUBANK	0	0	0	0	0	0	0
EVARTS	4	0	4	0	0	0	4
FALMOUTH	7	0	7	0	1	1	8
FERGUSON	1	0	1	0	0	0	1
FLATWOODS	11	0	11	0	1	1	12
FLEMINGSBURG	7	0	7	0	0	0	7
FLORENCE	59	2	61	0	4	4	65
FRANKFORT	55	4	59	1	3	4	63
FRANKLIN	21	3	24	0	1	1	25
FT. MITCHELL	12	1	13	0	1	1	14
FT. THOMAS	21	1	22	0	1	1	23
FT. WRIGHT	12	0	12	0	0	0	12
FULTON	8	0	8	0	0	0	8
GAMALIEL	1	0	1	0	0	0	1
GEORGETOWN	48	3	51	0	3	3	54
GLASGOW	29	5	34	1	3	4	38
GRAYMOOR- DEVONDALE	1	0	1	0	0	0	1
GREENSBURG	6	0	6	0	0	0	6
GREENUP	4	0	4	0	0	0	4
GREENVILLE	9	0	9	0	0	0	9
GUTHRIE	4	0	4	0	0	0	4
HARDINSBURG	5	0	5	0	0	0	5
HARLAN	11	0	11	1	0	1	12
HARRODSBURG	16	1	17	2	8	10	27
HARTFORD	6	0	6	0	0	0	6
HAWESVILLE	1	0	1	0	0	0	1
HAZARD	21	0	21	5	3	8	29
HENDERSON	50	5	55	7	14	21	76
HERITAGE CREEK	0	0	0	0	0	0	0
HIGHLAND HEIGHTS	9	2	11	0	1	1	12
HILLVIEW	13	0	13	0	0	0	13
HINDMAN	1	0	1	0	0	0	1
HODGENVILLE	5	0	5	0	0	0	5

**MUNICIPAL POLICE DEPARTMENTS
2013**

MUNICIPALITY	FULL TIME LAW ENFORCEMENT OFFICERS			FULL TIME CIVILIAN EMPLOYEES			TOTAL EMPLOYEES
	MALE	FEMALE	Total	MALE	FEMALE	TOTAL	
HOLLOW CREEK	1	0	1	0	0	0	1
HOPKINSVILLE	67	3	70	6	23	29	99
HORSE CAVE	7	0	7	0	0	0	7
HURSTBOURNE ACRES	1	0	1	0	0	0	1
HYDEN	1	0	1	0	0	0	1
INDEPENDENCE	31	0	31	0	2	2	33
INDIAN HILLS	7	0	7	0	0	0	7
INEZ	1	0	1	0	0	0	1
IRVINE	6	0	6	0	0	0	6
IRVINGTON	4	0	4	0	0	0	4
JACKSON	8	0	8	3	0	3	11
JAMESTOWN	4	1	5	0	0	0	5
JEFFERSONTOWN	44	6	50	2	9	11	61
JENKINS	3	0	3	0	0	0	3
JUNCTION CITY	3	0	3	0	0	0	3
KY FAIRGROUNDS	0	0	0	0	1	1	1
LACENTER	1	0	1	0	0	0	1
LAGRANGE	13	0	13	1	0	1	14
LAKESIDE PARK	9	2	11	0	1	1	12
LANCASTER	9	1	10	0	0	0	10
LAWRENCEBURG	14	0	14	2	7	9	23
LEBANON JCT	4	0	4	0	0	0	4
LEBANON	17	0	17	3	4	7	24
LEITCHFIELD	15	0	15	0	1	1	16
LEWISBURG	1	0	1	0	0	0	1
LEWISPORT	2	0	2	0	0	0	2
LEXINGTON	514	43	557	34	74	108	665
LIBERTY	5	0	5	0	0	0	5
LONDON	33	1	34	0	3	3	37
LOUISA	4	0	4	0	0	0	4
LOUISVILLE	1,037	163	1,200	50	191	241	1,441
LOYALL	2	0	2	0	0	0	2
LUDLOW	9	0	9	1	0	1	10
LYNCH	1	0	1	0	0	0	1
LYNNVIEW	3	0	3	0	0	0	3
MADISONVILLE	42	2	44	5	6	11	55
MANCHESTER	11	0	11	0	0	0	11
MARION	5	0	5	0	3	3	8
MARTIN	5	0	5	1	0	1	6
MAYFIELD	23	1	24	0	0	0	24
MAYSVILLE	22	2	24	3	4	7	31
MCKEE	3	0	3	0	0	0	3
MEADOWVALE	0	1	1	0	0	0	1
MIDDLESBORO	23	0	23	0	4	4	27
MONTICELLO	9	0	9	1	0	1	10
MOREHEAD	17	0	17	2	6	8	25
MORGANFIELD	8	0	8	1	7	8	16

**MUNICIPAL POLICE DEPARTMENTS
2013**

MUNICIPALITY	FULL TIME LAW ENFORCEMENT OFFICERS			FULL TIME CIVILIAN EMPLOYEES			TOTAL EMPLOYEES
	MALE	FEMALE	Total	MALE	FEMALE	TOTAL	
MORGANTOWN	6	0	6	0	0	0	6
MORTONS GAP	1	0	1	0	0	0	1
MT. OLIVET	1	0	1	0	0	0	1
MT. STERLING	20	1	21	0	2	2	23
MT. VERNON	8	0	8	0	0	0	8
MT. WASHINGTON	13	1	14	0	1	1	15
MULDRAUGH	4	0	4	0	0	0	4
MUNFORDVILLE	6	0	6	0	0	0	6
MURRAY	34	3	37	2	5	7	44
NEW HAVEN	1	0	1	0	0	0	1
NEWPORT	38	2	40	1	2	3	43
NICHOLASVILLE	54	3	57	4	4	8	65
NORTONVILLE	1	0	1	0	0	0	1
OAK GROVE	12	3	15	0	4	4	19
OLIVE HILL	6	0	6	0	0	0	6
OWENSBORO	99	2	101	11	27	38	139
OWINGSVILLE	4	0	4	0	0	0	4
PADUCAH	68	6	74	0	9	9	83
PAINTSVILLE	10	0	10	1	0	1	11
PARIS	24	1	25	2	1	3	28
PARK HILLS	5	0	5	0	0	0	5
PEMBROKE	1	0	1	0	0	0	1
PEWEE VALLEY	1	0	1	0	0	0	1
PERRYVILLE	0	0	0	0	0	0	0
PIKEVILLE	21	0	21	3	4	7	28
PINEVILLE	8	0	8	0	0	0	8
PIONEER VILLAGE	4	0	4	1	0	1	5
PIPPA PASSES	2	0	2	4	0	4	6
POWDERLY	2	0	2	0	0	0	2
PRESTONSBURG	15	1	16	0	0	0	16
PRINCETON	16	0	16	0	1	1	17
PROSPECT	6	2	8	0	1	1	9
PROVIDENCE	6	0	6	0	0	0	6
RACELAND	6	0	6	0	0	0	6
RADCLIFF	38	2	40	4	7	11	51
RAVENNA	2	0	2	0	0	0	2
RICHMOND	53	4	57	5	6	11	68
RUSSELL	12	0	12	0	0	0	12
RUSSELL SPRINGS	6	2	8	0	1	1	9
RUSSELLVILLE	16	3	19	0	1	1	20
SADIEVILLE	1	0	1	0	0	0	1
SALYERSVILLE	4	0	4	0	0	0	4
SCIENCE HILL	2	0	2	0	0	0	2
SCOTTSVILLE	13	0	13	2	6	8	21
SEBREE	1	0	1	0	0	0	1
SHELBYVILLE	22	1	23	0	1	1	24
SHEPHERDSVILLE	23	0	23	0	2	2	25

MUNICIPAL POLICE DEPARTMENTS

2013

MUNICIPALITY	FULL TIME LAW ENFORCEMENT OFFICERS			FULL TIME CIVILIAN EMPLOYEES			TOTAL EMPLOYEES
	MALE	FEMALE	Total	MALE	FEMALE	TOTAL	
SHIVELY	27	0	27	2	3	5	32
SILVER GROVE	2	0	2	0	0	0	2
SIMPSONVILLE	5	0	5	0	0	0	5
SMITHS GROVE	1	0	1	0	0	0	1
SOMERSET	34	1	35	6	3	9	44
SOUTHGATE	7	0	7	0	0	0	7
SOUTH SHORE	1	0	1	0	0	0	1
SPRINGFIELD	8	0	8	4	3	7	15
ST. MATTHEWS	31	1	32	10	5	15	47
STAMPING GROUND	0	0	0	0	0	0	0
STANFORD	11	0	11	0	0	0	11
STANTON	7	0	7	0	0	0	7
STRATHMOOR VILLAGE	5	0	5	0	0	0	5
STURGIS	4	0	4	0	0	0	4
TAYLOR MILL	8	2	10	0	1	1	11
TAYLORSVILLE	4	0	4	0	0	0	4
TOMPKINSVILLE	9	0	9	2	0	2	11
TRENTON	1	0	1	0	0	0	1
UNIONTOWN	2	0	2	0	0	0	2
VANCEBURG	6	0	6	0	0	0	6
VERSAILLES	33	2	35	0	1	1	36
VILLA HILLS	6	0	6	0	0	0	6
VINE GROVE	5	1	6	0	0	0	6
WARSAW	3	0	3	0	0	0	3
WAYLAND	1	0	1	0	0	0	1
WEST BUECHEL	8	0	8	0	0	0	8
WEST LIBERTY	7	1	8	0	0	0	8
WEST POINT	4	0	4	0	0	0	4
WHEELWRIGHT	1	0	1	0	0	0	1
WHITESBURG	4	1	5	0	2	2	7
WILDER	7	0	7	0	0	0	7
WILLIAMSBURG	12	0	12	0	0	0	12
WILLIAMSTOWN	8	0	8	0	1	1	9
WILMORE	6	1	7	0	1	1	8
WINCHESTER	32	1	33	15	0	15	48
WINGO	1	0	1	0	0	0	1
WORTHINGTON	5	0	5	0	0	0	5
TOTAL	4,253	346	4,599	267	586	853	5,452

**SHERIFF'S DEPARTMENTS
2013**

COUNTY	FULL TIME LAW ENFORCEMENT OFFICERS			FULL TIME CIVILIAN EMPLOYEES			TOTAL EMPLOYEES
	MALE	FEMALE	TOTAL	MALE	FEMALE	TOTAL	
ADAIR	6	0	6	0	2	2	8
ALLEN	14	0	14	0	2	2	16
ANDERSON	15	0	15	0	2	2	17
BALLARD	11	0	11	1	1	2	13
BARREN	15	1	16	3	2	5	21
BATH	4	0	4	0	1	1	5
BELL	9	0	9	8	6	14	23
BOONE	128	3	131	1	6	7	138
BOURBON	7	0	7	0	1	1	8
BOYD	28	3	31	0	4	4	35
BOYLE	10	0	10	1	0	1	11
BRACKEN	5	0	5	0	0	0	5
BREATHITT	2	0	2	2	1	3	5
BRECKINRIDGE	9	2	11	0	3	3	14
BULLITT	46	3	49	1	4	5	54
BUTLER	6	0	6	1	2	3	9
CALDWELL	8	1	9	0	2	2	11
CALLOWAY	12	1	13	0	0	0	13
CAMPBELL	12	2	14	3	3	6	20
CARLISLE	2	0	2	0	1	1	3
CARROLL	3	0	3	1	0	1	4
CARTER	7	0	7	1	2	3	10
CASEY	6	0	6	0	2	2	8
CHRISTIAN	29	2	31	0	4	4	35
CLARK	13	0	13	2	2	4	17
CLAY	16	0	16	1	2	3	19
CLINTON	4	0	4	0	1	1	5
CRITTENDEN	4	0	4	0	1	1	5
CUMBERLAND	4	0	4	0	1	1	5
DAVISS	36	2	38	0	5	5	43
EDMONSON	6	0	6	0	2	2	8
ELLIOTT	2	0	2	2	0	2	4
ESTILL	4	0	4	0	1	1	5
FAYETTE	0	0	0	0	0	0	0
FLEMING	7	0	7	0	1	1	8
FLOYD	17	3	20	1	3	4	24
FRANKLIN	25	0	25	1	2	3	28
FULTON	4	0	4	0	1	1	5
GALLATIN	12	1	13	0	0	0	13
GARRARD	8	0	8	0	1	1	9
GRANT	12	0	12	0	2	2	14
GRAVES	14	0	14	0	3	3	17
GRAYSON	8	0	8	0	3	3	11
GREEN	4	0	4	0	0	0	4
GREENUP	14	1	15	3	0	3	18
HANCOCK	7	0	7	0	0	0	7
HARDIN	22	4	26	7	6	13	39
HARLAN	17	4	21	0	2	2	23
HARRISON	10	0	10	0	0	0	10
HART	8	1	9	1	3	4	13
HENDERSON	18	2	20	0	4	4	24

**SHERIFF'S DEPARTMENTS
2013**

COUNTY	FULL TIME LAW ENFORCEMENT OFFICERS			FULL TIME CIVILIAN EMPLOYEES			TOTAL EMPLOYEES
	MALE	FEMALE	TOTAL	MALE	FEMALE	TOTAL	
HENRY	7	0	7	1	0	1	8
HICKMAN	2	1	3	0	0	0	3
HOPKINS	16	1	17	0	4	4	21
JACKSON	3	0	3	0	0	0	3
JEFFERSON	184	20	204	17	32	49	253
JESSAMINE	24	1	25	2	6	8	33
JOHNSON	12	0	12	0	3	3	15
KENTON	21	0	21	1	9	10	31
KNOTT	7	0	7	1	2	3	10
KNOX	9	0	9	3	0	3	12
LARUE	6	0	6	0	1	1	7
LAUREL	25	0	25	7	6	13	38
LAWRENCE	9	0	9	0	2	2	11
LEE	1	0	1	0	1	1	2
LESLIE	9	0	9	0	0	0	9
LETCHER	5	0	5	4	2	6	11
LEWIS	4	0	4	0	2	2	6
LINCOLN	6	1	7	0	2	2	9
LIVINGSTON	7	0	7	0	1	1	8
LOGAN	18	1	19	1	0	1	20
LYON	4	1	5	0	0	0	5
MADISON	18	4	22	5	3	8	30
MAGOFFIN	6	0	6	0	3	3	9
MARION	7	0	7	0	2	2	9
MARSHALL	20	2	22	0	2	2	24
MARTIN	6	0	6	0	2	2	8
MASON	12	0	12	0	2	2	14
MCCRACKEN	33	4	37	1	5	6	43
MCCREARY	6	0	6	0	1	1	7
MCLEAN	7	0	7	0	1	1	8
MEADE	11	0	11	0	3	3	14
MENIFEE	12	2	14	0	0	0	14
MERCER	7	2	9	0	1	1	10
METCALFE	4	0	4	0	1	1	5
MONROE	3	0	3	0	1	1	4
MONTGOMERY	15	0	15	0	2	2	17
MORGAN	3	0	3	0	0	0	3
MUHLENBERG	13	1	14	0	2	2	16
NELSON	24	0	24	2	5	7	31
NICHOLAS	2	0	2	0	1	1	3
OHIO	14	0	14	2	11	13	27
OLDHAM	15	3	18	0	2	2	20
OWEN	5	0	5	0	2	2	7
OWSLEY	3	0	3	0	0	0	3
PENDLETON	6	0	6	0	1	1	7
PERRY	11	0	11	6	4	10	21
PIKE	11	0	11	2	8	10	21
POWELL	12	0	12	0	0	0	12
PULASKI	35	1	36	1	7	8	44
ROBERTSON	1	0	1	0	0	0	1
ROCKCASTLE	3	0	3	0	1	1	4

**SHERIFF'S DEPARTMENTS
2013**

COUNTY	FULL TIME LAW ENFORCEMENT OFFICERS			FULL TIME CIVILIAN EMPLOYEES			TOTAL EMPLOYEES
	MALE	FEMALE	TOTAL	MALE	FEMALE	TOTAL	
ROWAN	7	0	7	1	4	5	12
RUSSELL	8	1	9	0	1	1	10
SCOTT	28	3	31	0	2	2	33
SHELBY	20	3	23	0	2	2	25
SIMPSON	11	0	11	0	2	2	13
SPENCER	10	0	10	0	1	1	11
TAYLOR	10	0	10	0	3	3	13
TODD	4	0	4	1	2	3	7
TRIGG	8	1	9	0	3	3	12
TRIMBLE	2	0	2	0	0	0	2
UNION	8	1	9	0	1	1	10
WARREN	37	0	37	21	24	45	82
WASHINGTON	4	2	6	1	1	2	8
WAYNE	8	1	9	2	1	3	12
WEBSTER	6	0	6	0	2	2	8
WHITLEY	15	0	15	3	3	6	21
WOLFE	4	0	4	0	1	1	5
WOODFORD	8	1	9	3	1	4	13
TOTAL	1,592	94	1,686	129	297	426	2,112

**COUNTY POLICE DEPARTMENTS
2013**

COUNTY	FULL TIME LAW ENFORCEMENT OFFICERS			FULL TIME CIVILIAN EMPLOYEES			TOTAL EMPLOYEES
	MALE	FEMALE	TOTAL	MALE	FEMALE	TOTAL	
CAMPBELL	27	1	28	0	1	1	29
CLAY	1	0	1	0	0	0	1
GALLATIN	0	0	0	0	0	0	0
KENTON	31	0	31	0	2	2	33
MUHLENBERG	1	0	1	0	0	0	1
OLDHAM	30	0	30	0	2	2	32
PERRY COUNTY PD	1	0	1	0	0	0	1
TOTAL	91	1	92	0	5	5	97

**DRUG TASK FORCES
2013**

AGENCY	FULL TIME LAW ENFORCEMENT OFFICERS			FULL TIME CIVILIAN EMPLOYEES			TOTAL EMPLOYEES
	MALE	FEMALE	TOTAL	MALE	FEMALE	TOTAL	
BARREN COUNTY DRUG TASK FORCE	6	0	6	1	0	1	7
CENTRAL KENTUCKY DRUG TASK FORCE	2	0	2	0	0	0	2
FIVCO F.A.D.E. DRUG TASK FORCE	8	1	9	0	0	0	9
LAKE CUMBERLAND DRUG TASK FORCE	3	0	3	0	1	1	4
UNLAWFUL NARC INVEST TREAT EDUCUCATION	14	0	14	0	2	2	16
GREATER HARDIN COUNTY NARC TASK FORCE	12	1	13	0	0	0	13
NORTHERN KENTUCKY NARC ENFORCEMENT	2	0	2	0	1	1	3
PENNYRILE NARCOTICS TASK FORCE	4	1	5	1	0	1	6
SOUTH CENTRAL DRUG TASK FORCE	1	0	1	0	0	0	1
TOTAL	52	3	55	2	4	6	61

**OTHER LAW ENFORCEMENT AGENCIES
2013**

AGENCY	FULL TIME LAW ENFORCEMENT OFFICERS			FULL TIME CIVILIAN EMPLOYEES			TOTAL EMPLOYEES
	MALE	FEMALE	TOTAL	MALE	FEMALE	TOTAL	
BLUEGRASS AIRPORT	19	0	19	6	3	9	28
CINCINNATI- NOTHERN KENTUCKY AIRPORT	46	3	49	12	7	19	68
LOUISVILLE AIRPORT POLICE	36	1	37	3	4	7	44
TOTAL	101	4	105	21	14	35	140

**COLLEGES / SCHOOLS / UNIVERSITIES
2013**

AGENCY	FULL TIME LAW ENFORCEMENT OFFICERS			FULL TIME CIVILIAN EMPLOYEES			TOTAL EMPLOYEES
	MALE	FEMALE	TOTAL	MALE	FEMALE	TOTAL	
CLARK CO. SHOOOLS	2	0	2	0	0	0	2
GRAVES CO. SCHOOLS	1	0	1	0	0	0	1
EASTERN KY UNIV.	18	3	21	2	5	7	28
FAYETTE CO. SCHOOLS (DEPT OF LAW ENFORCEMENT)	22	6	28	1	3	4	32
JEFFERSON CO. SCHOOLS	18	2	20	3	4	7	27
KENTUCKY STATE UNIV.	5	3	8	2	2	4	12
MCCRACKEN CO. PUBLIC SCHOOLS	7	0	7	0	0	0	7
MONTGOMERY CO. SCHOOLS	4	1	5	0	0	0	5
MCCLEAN CO SCHOOLS	1	0	1	0	0	0	1
OHIO CO. SCHOOLS	0	0	0	0	0	0	0
MOREHEAD STATE UNIV.	13	2	15	5	5	10	25
MURRAY STATE UNIV.	15	0	15	1	4	5	20
NORTHERN KY UNIV.	15	1	16	4	2	6	22
UNIV. OF KENTUCKY	69	11	80	0	0	0	80
UNIV. OF LOUISVILLE	35	3	38	4	6	10	48
WESTERN KY UNIV.	27	0	27	2	8	10	37
TOTAL	252	32	284	24	39	63	347

**STATE AGENCIES
2013**

AGENCY	FULL TIME LAW ENFORCEMENT OFFICERS			FULL TIME CIVILIAN EMPLOYEES			TOTAL EMPLOYEES
	MALE	FEMALE	TOTAL	MALE	FEMALE	TOTAL	
ABC	25	3	28	1	3	4	32
KY DEPT OF INSURANCE FRAUD	10	1	11	3	3	6	17
FISH & WILDLIFE	138	2	140	5	4	9	149
KY HORSE PARK	7	1	8	0	0	0	8
KY STATE POLICE	1,067	24	1,091	368	389	757	1,848
PARK RANGERS	42	1	43	0	0	0	43
GAMING	5	2	7	0	0	0	7
TOTAL	1,294	34	1,328	377	399	776	2,104

TOTAL OF ALL AGENCIES	7,635	514	8,149	820	1,344	2,164	10,313
------------------------------	--------------	------------	--------------	------------	--------------	--------------	---------------



LEOKA
Law Enforcement
Officers Killed
or Assaulted

LAW ENFORCEMENT OFFICERS ASSAULTED

A total of 1,031 police officers were assaulted in Kentucky during 2013. The chart below shows the type of activity the officer was performing, type of weapon used in the assault, and type of officer assignment.

Of the 1,031 officers assaulted, 551 officers received personal injury. This number represents 53% of the total number of officers assaulted; 67% of the police assaults were cleared.

TYPE OF ACTIVITY	TOTAL ASSAULT BY WEAPON	TYPE OF WEAPON				TYPE OF ASSIGNMENT							
		FIRE-ARM	KNIFE OR OTHER CUTTING INSTRUMENT	OTHER DANGEROUS WEAPONS	HANDS, FISTS, FEET, ETC.	TWO-OFFICER VEHICLE	ONE-OFFICER VEHICLE		DETECTIVE OR SPECIAL ASSIGNMENT		OTHER		
							ALONE	ASSIS- TED	ALONE	ASSIS- TED	ALONE	ASSIS- TED	NOT INDICA- TED
Ambush, no warning	1	1	0	0	0	0	1	0	0	0	0	0	0
Attempting other arrests	193	7	4	27	155	18	73	56	9	11	7	7	12
Burglaries in progress or pursuing burglary suspects	11	0	0	5	6	0	3	7	1	0	0	0	0
Civil disorder (Riot, mass disobedience)	6	0	0	1	5	0	2	2	0	0	0	2	0
Handling, transporting, custody of prisoners	73	0	0	6	67	3	39	19	2	0	1	5	3
Investigating suspicious persons or circumstances	112	2	3	18	89	7	53	23	5	7	8	2	8
Mentally deranged	27	1	0	1	25	3	14	8	1	0	1	0	0
Responding to "Disturbance" calls (Family quarrels, man with gun, etc.)	251	13	6	17	215	34	132	68	3	2	2	0	10
Robberies in progress or pursuing robbery suspects	6	0	0	0	6	0	2	4	0	0	0	0	0
Traffic pursuits and stops	111	7	0	54	50	7	60	33	5	2	2	0	2
All other	240	9	4	73	154	6	79	44	7	6	22	5	71
TOTAL	1,031	40	17	202	772	78	458	264	33	28	43	21	106



SUMMARY AGENCIES

Summary Agency

This is an agency that has not met the FBI NIBRS certification. These agencies submit their statistical crime data to the Kentucky State Police as Part I and Part II crimes. Part I crimes are the most serious crimes as chosen by the FBI (See glossary for a detailed list). Part II crimes are considered less severe (See glossary for a detailed list).

NIBRS Agency (National Incident Based Reporting System)

An agency that has met the FBI requirement for NIBRS based crime data submission. This is based on Group A and Group B crimes as defined by the FBI. Group A and Group B crimes are more defined than the older Summary method. NIBRS can better define crime into more specific categories (See glossary for a detailed list).

2013
SUMMARY AGENCIES

Part I Offenses	Louisville Metro Police Department	
By Category	Offenses	
	Reported	Cleared
Aggravated Assault	8,500	6,477
Arson	562	61
Auto Theft	2,839	633
Burglary	8,791	1,829
Criminal Homicide	78	30
Forcible Rape	294	126
Larceny - Theft (Except motor vehicle theft)	27,350	7,162
Robbery	2,226	725
Total	50,640	17,043

Part II Crime Arrests	Louisville Metro Police Department	
Curfew & Loitering Laws	0	
Disorderly Conduct	639	
Driving Under Influence	2,302	
Drunkenness	2,991	
Embezzlement	0	
Forgery & Counterfeiting	252	
Fraud	419	
Gambling	3	
Liquor Laws	117	
Manslaughter by Negligence	0	
Narcotic Drug Laws	8,159	
Offenses Against Family	514	
Other Assaults	2,636	
Prostitution & Commercialized Vice	234	
Runaways	2	
Sex Offenses (Except Forcible Rape & Prostitution)	0	
Stolen Property: Buying, Receiving, Possession	897	
Vandalism	376	
Weapons: Carrying, Possession, etc.	555	
All Other Offenses (Except Traffic)	2,958	
Total	23,054	



ELECTRONIC FINGERPRINTS

Fingerprint Submissions by Facility

KRS 441.046 mandates that persons in adult or juvenile detention facilities be fingerprinted. KAR 14:010 further defines the responsibility of the Kentucky State Police Automated Fingerprint Identification Section (AFIS) to maintain and store all fingerprint submissions.

When a person is arrested in the state of Kentucky, fingerprint data is captured to populate the individual's criminal history. Within seconds of using a LiveScan machine to submit a set of fingerprints, the person's identity/alias is confirmed and their criminal arrest information is added to any previous record. Their fingerprints are searched against the state wide "Unsolved Cases" latent file, the FBI's federal unsolved latent file, warrants from other states, and the federal criminal database. It is absolutely crucial to submit the best quality fingerprints possible accompanied by arrest data that is accurate. If an arrested individual goes without being fingerprinted or the submitted fingerprints are of poor quality, the arrest will never be added to their criminal record.

The list below shows the number of fingerprints submitted to the Kentucky State Police in 2013 and the facilities that submitted them.

Location	Fingerprinted	Location	Fingerprinted
Adair County Jail	637	Hopkins County Exam Station	338
Adair Youth Development Center	306	Jackson County Jail	8
Allen County Detention Center	619	Jefferson Co Board of Education	3,582
Ballard County Jail	420	Jefferson Co Board of Education	1,341
Barren County Correction Center	1,517	Jefferson County Youth Center	580
Bell County Jail	716	Jessamine County Detention Center	2,322
Big Sandy Reg. Detention Center	1,301	Johnson County Exam Station	424
Boone County Jail	1,698	Kenton County Board of Education	557
Bourbon County Detention Center	174	Kenton County Jail	7,502
Bowman Field Exam Station	1,019	Kentucky Corr Institute for Women	408
Boyd County Detention Center	1,444	Kentucky River Regional Jail	1,452
Boyd Juvenile Detention Center	248	Kentucky State Penitentiary	86
Boyle County Detention Center	2,081	Kentucky State Police (office)	56
Breathitt Juvenile Detention	267	Kentucky State Police (office)	795
Breckinridge County Jail	128	Kentucky State Police (office)	5
Bullitt County Jail	1,866	Kentucky State Reformatory	422
Bullitt County Public Schools	98	Knox County Jail	83
Butler County Jail	434	LaRue County Detention Center	336
Caldwell County Detention Center	648	Laurel County Detention Center	4,665
Calloway County Detention Center	1,028	Laurel County Exam Station	422
Campbell County Detention Center	6,171	Lee Adjustment Center	0
Campbell Regional Juvenile	230	Leslie County Jail	109
Carroll County Detention Center	1,838	Letcher County Jail	11
Carter County Jail	94	Lewis County Jail	44
Casey County Detention Center	728	Lexington Exam Station	537
CHFS Ashland	277	Lincoln County Jail	2,106
CHFS Berea	114	Lincoln Village Youth Development	379
CHFS Bowling Green	322	Little Sandy Correctional Complex	73
CHFS Elizabethtown	318	Logan County Jail	1,232
CHFS Flemingsburg	223	Louisville Metro Corrections (Civil)	2,612
CHFS Georgetown	143	Louisville Metro Corrections-1	1,073

2013
Fingerprint Submissions by Facility

Location	Fingerprinted
CHFS Hopkinsville	116
CHFS Lexington	659
CHFS London	242
CHFS Louisville (1)	613
CHFS Louisville (2)	334
CHFS Mayfield	231
CHFS-Newport	444
CHFS Owensboro	184
CHFS Paintsville	279
CHFS Shelbyville	215
CHFS Somerset	361
CHFS Whitesburg	165
Christian County Jail	4,869
Clark County Detention Center	1,501
Clay County Detention Center	697
Clinton County Jail	607
Corbin Police Department	0
Crittenden County Jail	320
Daviess County Detention Center	0
Daviess County Detention Center-2	5,875
Dept. of Criminal Justice Training	0
Diocese of Northern Kentucky	229
Eastern Kentucky Corr Complex	162
Erlanger Exam Station	433
Estill County Jail	41
Fayette County Board of Education	0
Fayette County Board of Education	1,165
Fayette County Detention Center	16,553
Fayette County Detention Center	0
Fayette County Juvenile Detention	365
Floyd County Detention Center	190
Franklin County Detention Center	3,382
Fullon County Detention Center	519
Grant County Detention Center	860
Graves County Detention Center	543
Grayson County Jail	363
Green River Correctional Complex	92
Greenup County Detention Center	91
Hardin County Board of Education	420
Hardin County Detention Center	4,877
Harlan Co Detention Center	926
Harrodsburg Police Dept	115
Hart County Jail	659
Henderson County Board of Education	197
Henderson County Detention Center	2,963
Hickman County Jail	44
Hopkins County Board of Education	234
Hopkins County Detention Center	4,009

Location	Fingerprinted
Louisville Metro Corrections-2	35,803
Louisville Metro Police Dept	122
Luther Luckett Correctional Complex	138
Madison County Detention Center	1,723
Marion County Detention Center	1,258
Marshall County Detention Center	694
Mason County Detention Center	1,122
McCracken County Exam Station	243
McCracken County Regional Jail	3,752
McCracken Juvenile Detention Center	636
McCreary County Jail	1
Meade County Jail	528
Monroe County Correctional Center	356
Montgomery County Regional Jail	1,218
Muhlenberg Co Board of Education	113
Muhlenberg County Jail	1,091
Nelson County Jail	1,961
Newport City Jail	0
Northpoint Training Center	185
Ohio County Jail	64
Oldham County Board of Education	374
Oldham County Detention Center	463
Pike County Detention Center	544
Powell County Jail	459
Pulaski County Detention Center	478
Rhoderer Correctional Complex	5,100
Rockcastle County Detention Center	273
Rowan County Detention Center	1,542
Russell County Detention Center	994
Scott County Detention Center	2,418
Shelby County Detention Center	1,996
Simpson County Detention Center	810
Taylor County Jail	140
Three Forks Regional Detention Center	1
Todd County Jail	620
Union County Board of Education	76
Union County Jail	691
Warren County Board of Education	223
Warren County Detention Center	6,861
Warren County Exam Station	392
Warren County Regional Juvenile	363
Wayne County Jail	779
Webster County Board of Education	45
Webster County Detention Center	337
Western Kentucky Corr Complex	75
Whitley County Jail	1,464
Woodford County Detention Center	1,137

Total:

197,474



GLOSSARY

GLOSSARY

The following language may be found throughout this publication and should be interpreted as defined below:

All Other Agencies: Other law enforcement personnel that submitted data in a county or jurisdiction.

All Other Offenses (Group-B Crimes): All crimes that are not Group "A" offenses and not included in one of the specifically named Group "B" crime categories.

Arson: To unlawfully and intentionally damage or attempt to damage any real or personal property by fire or incendiary device.

Assault Offenses: An unlawful attack by one person upon another.

Bad Checks: Knowingly and intentionally writing and/or negotiating checks drawn against insufficient or nonexistent funds.

Bribery: The offering, giving, receiving, or soliciting of anything of value (i.e., a bribe, gratuity, or kickback) to sway the judgment or action of a person in a position of trust or influence.

Burglary / Breaking and Entering: The unlawful entry into a building or other structure with the intent to commit a felony or a theft.

Counterfeiting / Forgery: The altering, copying, or imitation of something, without authority or right, with the intent to deceive or defraud by passing the copy or thing altered or imitated as that which is original or genuine or the selling, buying, or possession of an altered, copied, or imitated thing with the intent to deceive or defraud.

Curfew/Loitering/Vagrancy Violations: The violation of a court order, regulation, ordinance, or law requiring the withdrawal of persons from the streets or other specified areas; prohibiting persons from remaining in an area or place in an idle or aimless manner; or prohibiting persons from going from place to place without visible means of support.

Day: Concerning criminal activity, the term "Day" is considered to be between the hours of 6:00am and 6:00pm.

Destruction / Damage / Vandalism of Property: To willfully or maliciously destroy, damage, deface, or otherwise injure real or personal property without the consent of the owner or the person having custody or control of it.

Disorderly Conduct: Any behavior that tends to disturb the public peace or decorum, scandalize the community, or shock the public sense of morality.

*Many of the definitions within this glossary were acquired from the U.S. Department of Justice publication: August 2000 National Incident Based Reporting System - Volume 1

Driving Under the Influence: Driving or operating a motor vehicle or common carrier while mentally or physically impaired as the result of consuming an alcoholic beverage or using a drug or narcotic.

Drug / Narcotic Offenses: The violation of laws prohibiting the production, distribution, and/or use of certain controlled substances and the equipment or devices utilized in their preparation and/or use.

Drunkenness: To drink alcoholic beverages to the extent that one's mental faculties and physical coordination are substantially impaired.

Embezzlement: The unlawful misappropriation by an offender to his/her own use or purpose of money, property, or some other thing of value entrusted to his/her care, custody, or control.

Extortion / Blackmail: To unlawfully obtain money, property, or any other thing of value, either tangible or intangible, through the use or threat of force, misuse of authority, threat of criminal prosecution, threat of destruction of reputation or social standing, or through other coercive means.

Family Offenses, Nonviolent: Unlawful, nonviolent acts by a family member (or legal guardian) that threaten the physical, mental, or economic well-being or morals of another family member and that are not classifiable as other offenses, such as Assault, Incest, Statutory Rape, etc.

Fraud Offenses: The intentional perversion of the truth for the purpose of inducing another person or other entity in reliance upon it to part with something of value or to surrender a legal right.

Gambling Offenses: To unlawfully bet or wager money or something else of value; assist, promote, or operate a game of chance for money or some other stake; possess or transmit wagering information; manufacture, sell, purchase, possess, or transport gambling equipment, devices, or goods; or tamper with the outcome of a sporting event or contest to gain a gambling advantage.

Group–A Crimes: The offenses in this group fall within NIBRS format and consist of twenty-two categories that are considered to be more serious crimes:

- Arson, Assault Offenses, Bribery, Burglary/Braking and Entering, Counterfeiting/Forgery, Destruction/Damage/Vandalism of Property, Drug/Narcotic Offenses, Embezzlement, Extortion/Blackmail, Fraud Offenses, Gambling Offenses, Homicide Offenses, Kidnapping/Abduction, Larceny/Theft Offenses, Motor Vehicle Theft, Pornography/Obscene Material, Prostitution Offenses, Robbery, Sex Offenses – Forcible, Sex Offenses – NonForcible, Stolen Property Offenses (Receiving, etc.), and Weapon Law Violations.

Group–B Crimes: The offenses in this group fall within NIBRS format and consist of eleven categories that are considered to be less severe crimes:

- Bad Checks, Curfew/Loitering/Vagrancy Violations, Disorderly Conduct, Driving Under the Influence, Drunkenness, Family Offenses–Nonviolent, Liquor Law Violations, Peeping Tom, Runaway, Trespass of Real Property, and All Other Offenses.

*Many of the definitions within this glossary were acquired from the U.S. Department of Justice publication: August 2000 National Incident Based Reporting System – Volume 1

Homicide Offenses: The killing of one human being by another.

In NIBRS, law enforcement agencies collect detailed data regarding individual crime incidents and arrests and submit them in separate reports using prescribed data elements and data values to describe each incident and arrest. Therefore, NIBRS involves incident-based reporting.

Jurisdiction: Jurisdiction means any particular area in which an agency works.

Kidnapping / Abduction: The unlawful seizure, transportation, and/or detention of a person against his/her will or of a minor without the consent of his/her custodial parent(s) or legal guardian.

Larceny / Theft Offenses: The unlawful taking, carrying, leading, or riding away of property from the possession or constructive possession of another person.

Liquor Law Violations: The violation of laws or ordinances prohibiting the manufacture, sale, purchase, transportation, possession, or use of alcoholic beverages.

Motor Vehicle Theft: The theft of a motor vehicle.

NIBRS Agencies: National Incident Based Reporting agencies – These agencies have met the FBI requirements for NIBRS based crime data submission. This is based on Group A and Group B crimes as defined by the FBI. These agencies send their information in electronic format to the Kentucky State Police.

Night: Concerning criminal activity, the term “Night” is considered to be between the hours of 6:00pm and 6:00am.

Part I Crimes: The offenses in this group fall within Summary format and consist of eight categories that are considered to be more serious crimes:

- Aggravated Assault, Arson, Auto Theft, Burglary, Forcible Rape, Larceny–Theft (Except Auto), Murder, and Robbery.

Part II Crimes: The offenses in this group fall within Summary format and consist of twenty categories that are considered to be less severe crimes:

- Curfew & Loitering Laws, Disorderly Conduct, Driving Under Influence, Drunkenness, Embezzlement, Forgery & Counterfeiting, Fraud, Gambling, Liquor Laws, Manslaughter by Negligence, Narcotic Drug Laws, Offenses Against Family, Other Assaults, Prostitution & Commercialized Vice, Runaways, Sex Offenses (Except Forcible Rape & Prostitution), Possession, Vandalism, Weapons–Carrying, Possession, etc., and All Other Offenses (Except Traffic).

Peeping Tom: To secretly look through a window, doorway, keyhole, or other aperture for the purpose of voyeurism.

Pornography / Obscene Material: The violation of laws or ordinances prohibiting the manufacture, publishing, sale, purchase, or possession of sexually explicit material, e.g., literature or photographs.

*Many of the definitions within this glossary were acquired from the U.S. Department of Justice publication: August 2000 National Incident Based Reporting System – Volume I

Prostitution Offenses: To unlawfully engage in or promote sexual activities for profit.

Robbery: The taking or attempting to take anything of value under confrontational circumstances from the control, custody, or care of another person by force or threat of force or violence and/or by putting the victim in fear of immediate harm.

Runaway: A person under 18 years of age who has left home without the permission of his/her parent(s) or legal guardian.

Sex Offenses – Forcible: Any sexual act directed against another person, forcibly and/or against that person's will or not forcibly or against the person's will in instances where the victim is incapable of giving consent.

Sex Offenses – Non-Forcible: Unlawful, non-forcible sexual intercourse.

Stolen Property Offenses (Receiving, etc.): Receiving, buying, selling, possessing, concealing, or transporting any property with the knowledge that it has been unlawfully taken, as by Burglary, Embezzlement, Fraud, Larceny, Robbery, etc.

Summary Agencies: Agencies that have not met the FBI NIBRS certification. These agencies submit their statistical crime data to the Kentucky State Police as Part I and Part II crimes.

Weapon Law Violations: The violation of laws or ordinances prohibiting the manufacture, sale, purchase, transportation, possession, concealment, or use of firearms, cutting instruments, explosives, incendiary devices, or other deadly weapons.

*Many of the definitions within this glossary were acquired from the U.S. Department of Justice publication: August 2000 National Incident Based Reporting System – Volume 1