

**2012**



**CRIME  
IN  
KENTUCKY**



Steven L. Beshear  
Governor

KENTUCKY STATE POLICE  
919 VERSAILLES ROAD  
FRANKFORT, KY 40601  
Phone: (502) 695-6300  
[www.kentuckystatepolice.org](http://www.kentuckystatepolice.org)

J. Michael Brown  
Secretary

Rodney Brewer  
Commissioner


*Crime in Kentucky* recipient:

Enclosed is your copy of *Crime in Kentucky – 2012*. This publication would not have been possible to produce without the continued cooperation of all Kentucky Law Enforcement Agencies.

Questions concerning this annual publication or statistics provided by your individual law enforcement agency should be directed to the Program Coordinator of the Kentucky State Police Uniform Crime Reporting section at 502-227-8700.

These statistics will also be available in the future on the Kentucky State Police website at [www.kentuckystatepolice.org](http://www.kentuckystatepolice.org)

Respectfully,

  
\_\_\_\_\_  
Captain John Carrico  
Commander  
Criminal Identification & Records Branch

Enclosure

CRIME  
IN  
KENTUCKY

COMMONWEALTH OF KENTUCKY  
2012 CRIME REPORT

STEVEN L. BESHEAR  
GOVERNOR

RODNEY BREWER  
COMMISSIONER  
KENTUCKY STATE POLICE

# TABLE OF CONTENTS

MESSAGE FROM THE GOVERNOR	vii
LETTER OF TRANSMITTAL, COMMISSIONER, KENTUCKY STATE POLICE	viii
DEDICATION	ix
KENTUCKY CRIME FACTS	xi
KENTUCKY'S UNIFORM CRIME REPORTING	1
KENTUCKY UNIFORM CRIME REPORTING SYSTEM .....	2
STATE OFFENSE DATA .....	3
OFFENSE DATA - COLLEGES AND UNIVERSITIES .....	4
CITIES OVER 10,000 IN POPULATION - GROUP A OFFENSES .....	5
TOTAL POPULATION BY COUNTY MAP .....	7
CLEARANCE RATES .....	8
ARSON .....	9
ASSAULT OFFENSES .....	11
BRIBERY .....	13
BURGLARY / BREAKING AND ENTERING .....	15
COUNTERFEITING / FORGERY .....	17
DESTRUCTION / DAMAGE / VANDALISM OF PROPERTY .....	19
DRUG / NARCOTIC OFFENSES .....	21
EMBEZZLEMENT .....	23
EXTORTION / BLACKMAIL .....	25
FRAUD OFFENSES .....	27
GAMBLING OFFENSES .....	29
HOMICIDE OFFENSES .....	31
KIDNAPPING / ABDUCTION .....	33
LARCENY / THEFT OFFENSES .....	35
VALUE OF PROPERTY STOLEN / RECOVERED .....	36

## TABLE OF CONTENTS

MOTOR VEHICLE THEFT .....	38
PORNOGRAPHY / OBSCENE MATERIAL .....	40
PROSTITUTION .....	42
ROBBERY .....	44
SEX OFFENSES (FORCIBLE) .....	46
SEX OFFENSES (NON-FORCIBLE) .....	48
STOLEN PROPERTY .....	50
WEAPON LAW VIOLATIONS .....	52
<b>OFFENSES BY COUNTY AND AGENCY - REPORTED AND CLEARED</b>	<b>54</b>
<b>PROGRAMS OF INTEREST</b>	<b>315</b>
DOMESTIC VIOLENCE .....	316
HATE / BIAS CRIME .....	318
<b>DRIVING UNDER THE INFLUENCE</b>	<b>321</b>
DUI ARRESTS BY AGE, SEX, AND RACE .....	322
DUI CONVICTIONS BY COUNTY .....	326
<b>STATE ARREST DATA</b>	<b>330</b>
2011 STATE ARREST DATA - GROUP A & B OFFENSES .....	331
2011 TOTAL ARRESTS BY AGE - JUVENILE .....	332
2011 TOTAL ARRESTS BY AGE - ADULT .....	333
2011 TOTAL ARRESTS BY SEX .....	335
2011 TOTAL ARRESTS BY RACE .....	336
TOTAL ARRESTS BY COUNTY - ADULT AND JUVENILE .....	337
GROUP-A ARRESTS BY COUNTY MAP .....	377
GROUP-B ARRESTS BY COUNTY MAP .....	378
<b>2011 DRUG ARRESTS</b>	<b>379</b>
BY AREA DEVELOPMENT DISTRICT AND DRUG TYPE .....	380

## TABLE OF CONTENTS

BY COUNTY AND DRUG TYPE .....	381
DRUG LAW ARRESTS BY COUNTY MAP .....	384
<b>METHAMPHETAMINE LAB RESPONSE GRAPH</b>	<b>385</b>
<b>METHAMPHETAMINE LABS BY COUNTY MAP</b>	<b>386</b>
<b>LAW ENFORCEMENT EMPLOYEES</b>	<b>387</b>
MUNICIPAL POLICE DEPARTMENTS .....	388
SHERIFF'S DEPARTMENTS .....	393
COUNTY POLICE DEPARTMENTS .....	395
DRUG TASK FORCES .....	396
OTHER LAW ENFORCEMENT AGENCIES .....	396
COLLEGES/SCHOOLS/UNIVERSITIES & STATE AGENCIES .....	397
<b>LAW ENFORCEMENT OFFICERS KILLED OR ASSULTED</b>	<b>398</b>
<b>KENTUCKY SUMMARY AGENCIES</b>	<b>400</b>
<b>ELECTRONIC FINGERPRINTS</b>	<b>404</b>
<b>GLOSSARY</b>	<b>406</b>



COMMONWEALTH OF KENTUCKY  
OFFICE OF THE GOVERNOR

STEVEN L. BESHEAR  
GOVERNOR

700 CAPITOL AVENUE  
SUITE 100  
FRANKFORT, KY 40601  
PHONE: 502-564-9811  
FAX: 502-564-9517

My Fellow Kentuckians:

Crime affects the lives of all Kentuckians. This 2012 **Crime in Kentucky** report presents a statewide overview of serious crimes that have occurred within our Commonwealth.

As concerned citizens, we strive to make our state a safer place to live. I hope that the information contained in this report will aid in your awareness of the reality of crime and the necessity for developing effective strategies to combat criminal acts.



It is extremely important for all citizens of Kentucky to become actively involved in crime prevention. As Governor, I urge you to continue to support our law enforcement officials in their daily fight against crime.

Sincerely,

A handwritten signature in black ink that reads "Steven L. Beshear".

Steven L. Beshear



Steven L. Beshear  
Governor

**KENTUCKY STATE POLICE**

919 Versailles Road  
Frankfort, Kentucky 40601  
[www.kentuckystatepolice.org](http://www.kentuckystatepolice.org)

J. Michael Brown  
Secretary

Rodney Brewer  
Commissioner

The Honorable Steven L. Beshear  
Governor of Kentucky  
The Capitol  
Frankfort, Kentucky 40601

Dear Governor Beshear:

In accordance with Chapter 17 of the Kentucky Revised Statutes, I am pleased to submit to you and the citizens of Kentucky the 43rd annual Crime in Kentucky Report.

It must be noted that these crime statistics could not have been accurately compiled without the dedication and cooperation of all law enforcement agencies throughout the Commonwealth.



The Kentucky State Police pledges its continued support to improving the quality, accuracy and timeliness of Kentucky's Uniform Crime Reporting System.

Respectfully submitted,

Rodney Brewer  
Commissioner



# **DEDICATION**

**This 2012 Crime in Kentucky Report is dedicated to:**

**Deputy Carl Anthony Rakes**  
(Marion County Sheriff's Office)

And

**Officer Mark Allen Taulbee**  
(Hodgenville Police Department)

***WHO PAID THE SUPREME SACRIFICE OF THEIR LIFE  
ON BEHALF OF THE CITIZENS  
OF THE COMMONWEALTH OF KENTUCKY***



### **Sheriff's Deputy Carl Anthony Rakes**

On November 14, 2012, Marion County Sheriff's Deputy Carl Anthony Rakes was fatally injured due to a gunshot wound received while investigating an idle vehicle on roadway U.S. 68 in Danville, KY.

Anthony worked two years with the Lebanon Police Department before coming to serve another six years with the Marion County Sheriff's Office as a deputy and Firearms Instructor.

He is survived by his two sisters.



### **Police Officer Mark Allen Taulbee**

On September 16, 2012, Officer Mark Taulbee was killed as a result of injuries sustained in a vehicle crash while attempting to stop a wanted subject.

During his more than twenty year law enforcement career, Officer Taulbee has served for the Morgan County Sheriff's Office, Morgan Police Department, Butler County Sheriff's Office, and the Hodgenville Police Department.

He is survived by his wife and two children.

## 2012 KENTUCKY CRIME FACTS

- 212,934 serious crimes were committed in 2012.
- A serious crime was committed every 2 minutes and 28 seconds.
- Homicide offenses were committed every 31 hours and 37 minutes.
- Firearms were used in 25% of all homicides.
- Motor vehicle thefts were committed every 1 hour and 52 minutes.
- Forcible sex offenses were committed every 1 hour and 36 minutes.
- Robbery was committed every 4 hours and 4 minutes.
- 54% of violent crimes were solved.
- 781 police officers were assaulted.
- 23% of property crimes were solved.
- Property crimes outnumbered violent crimes by 3.1 to 1.
- 26,050 persons were arrested for DUI.
- 52,597 arrests were made for drug violations.
- A total of 213,154 arrests were made in 2012.



**KENTUCKY'S  
UNIFORM  
CRIME  
REPORTING  
SYSTEM**

## KENTUCKY'S UNIFORM CRIME REPORTING SYSTEM

**Prior to July 1, 1987**, Kentucky's Uniform Crime Reporting System was based on the accumulation of a monthly summary of criminal offenses and arrests by state and local law enforcement agencies. The data submitted was sufficient for broad analysis of general crime trends, however, it did not provide necessary tools for detailed studies required to meet the needs of criminal justice professionals, the law enforcement community, and Kentucky Legislators. **After July 1, 1987**, law enforcement agencies were required to submit "incident" information which differed from "summary" in that it provided full detail crime specifics. This marked the beginning of Kentucky's Incident Based Reporting System, which required the submission of either the Uniform Offense Report (UOR1) or the uniform data elements as contained in the statewide database. The state has been certified for National Incident Based Reporting System (NIBRS) reporting, which is already taking place in selected law enforcement agencies. As more agencies become technologically able to submit incident based information, our crime data will become more complete – thus greatly enhancing our query capabilities.

### 1998

In an effort to improve the quality of the Crime in Kentucky publication, several adaptations were made in 1998 data reporting and have continued through 2011. These changes are in accordance with UCR guidelines and will affect the ability to compare numbers published in the 1998 through 2011 reports with previously published data. In a multiple-offense situation (committed by the same person or group of persons) the Hierarchy Rule is applied. This requires counting only the highest offense for statistical comparison purposes. This applies only to crime reporting and does not affect the number of charges for which the defendant may be prosecuted in the courts. An exception to the Hierarchy Rule is Arson, in which each offense (even in the case of multiple charges) is counted for statistical analysis.

### 2011

Previous versions of the Crime in Kentucky publication have provided data in the format of Part I and Part II crimes. Definitions of Part I crimes were listed on individual offense pages and statistical information was provided in regard to the particular offense. In an effort to reflect the standards of reporting and information gathering that the FBI uses when compiling data, the Kentucky State Police repository has moved from a Part I and II crime reporting format to a Group-A and Group-B format. Any dramatic increases or decreases in numbers for this year compared to previous years may be linked to this reason. It should be noted that summary agency data is not included in Group-A and Group-B format. There is a "Summary Agency" section located in the back of this publication for statistical purposes.

**Group-A** crimes consist of 22 categories and comprise the more serious offenses such as Homicide, Robbery, and Arson. Of these 22 Group-A categories, there are 46 subcategories that fall under them; this would include a breakdown of the serious offenses to describe the different types of crimes that fit into each category – As an example: Aggravated Assault, Simple Assault, and Intimidation all fall under the Assault Offense category. Impersonation, Welfare Fraud, and Wire Fraud would all fall under the Fraud Offense category. Just as Part I crimes were listed on individual offense pages in previous publications, Group-A crimes have been listed in the same fashion. Each of the 22 Group-A offenses have their own page with a breakdown of their statistics and a definition to describe the offense.

**Group-B** crimes consist of the less severe offenses such as Bad Checks, Drunkenness, and Disorderly Conduct. This group contains 11 different categories, including **All Other Offenses** for those Group-B crimes that do not fall directly into a specified offense.

## STATE OFFENSE DATA

Group-A Offenses Classification	Offenses Reported			
	2011	2012	Increase or Decrease	% of Total Offenses
Arson	426	488	14.55%	0.23%
Assault Offenses	26,978	28,517	5.70%	13.39%
Bribery	67	101	50.75%	0.05%
Burglary / Breaking and Entering	22,028	22,356	1.49%	10.50%
Counterfeiting/Forgery	8,924	7,545	-15.45%	3.54%
Destruction/Damage/Vandalism of Property	18,634	21,045	12.94%	9.88%
Drug/Narcotic Offenses	35,665	38,724	8.58%	18.19%
Embezzlement	0	0	0.00%	0.00%
Extortion/Blackmail	27	28	3.70%	0.01%
Fraud Offenses	7,100	8,455	19.08%	3.97%
Gambling Offenses	10	10	0.00%	0.00%
Homicide Offenses	223	277	24.22%	0.13%
Kidnapping/Abduction	459	545	18.74%	0.26%
Larceny/Theft Offenses	55,765	62,799	12.61%	29.49%
Motor Vehicle Theft	4,400	4,669	6.11%	2.19%
Pornography/Obscene Material	2,590	3,702	42.93%	1.74%
Prostitution Offenses	112	234	108.93%	0.11%
Robbery	1,774	2,149	21.14%	1.01%
Sex Offenses, Forcible	8,033	5,468	-31.93%	2.57%
Sex Offenses, Nonforcible	550	385	-30.00%	0.18%
Stolen Property Offenses (Receiving, etc.)	3,401	3,401	0.00%	1.60%
Weapon Law Violations	1,723	2,036	18.17%	0.96%
<b>Total Group-A Offenses</b>	<b>198,889</b>	<b>212,934</b>	<b>7.06%</b>	<b>100.00%</b>

The total number of Group A crimes reported by law enforcement agencies in Kentucky during 2012 is shown in the chart above. These overall statistics reflect only offenses reported to or known by the police.

When making comparisons between years, the following should be taken into account: (1) Data is not inclusive of all offenses reported to the police; (2) Increases or decreases in the number of crimes reported can be attributed to a variety of factors, including methods of reporting and tabulating on the part of law enforcement agencies; (3) Differing levels of citizen awareness and their responsibility to report crimes have a direct impact on the number of reports received by police.

In viewing and comparing this data, it should be noted that these crime statistics are being reported by the number of victims rather than the number of offenses against the same victim. In keeping with Uniform Crime Reporting guidelines, the Hierarchy Rule is applied in multiple-offense situations. An exception to this rule is Arson, in which each offense (even in the case of multiple charges) is counted for statistical analysis.

**OFFENSE DATA  
COLLEGES AND UNIVERSITIES**

GROUP-A	Eastern KY University	KY State University	Morehead University	Murray St. University	Northern KY University	University of Kentucky	University of Louisville	Western KY University	Total
Arson	1	0	0	0	0	1	0	1	3
Assault Offenses	47	17	64	16	11	104	53	47	359
Bribery	0	0	0	0	0	0	0	0	0
Burglary / Breaking and Entering	52	5	19	14	4	40	21	66	221
Counterfeiting/Forgery	3	2	62	2	23	13	3	4	112
Destruction/Damage/Vandalism of Property	86	25	22	37	21	170	64	59	484
Drug/Narcotic Offenses	49	5	121	14	41	194	96	156	676
Embezzlement	0	0	0	0	0	0	0	0	0
Extortion/Blackmail	0	0	0	0	0	0	0	0	0
Fraud Offenses	5	1	11	1	5	38	11	3	75
Gambling Offenses	0	0	0	0	0	0	0	0	0
Homicide Offenses	0	0	0	0	0	0	0	0	0
Kidnapping/Abduction	0	0	1	0	1	1	0	1	4
Larceny/Theft Offenses	195	92	127	55	105	541	283	159	1,557
Motor Vehicle Theft	5	0	7	1	0	21	8	1	43
Pornography/Obscene Material	0	0	2	0	0	0	0	0	2
Prostitution Offenses	0	0	0	0	0	0	0	0	0
Robbery	1	0	1	0	0	3	18	1	24
Sex Offenses, Forcible	4	0	5	4	2	1	14	1	31
Sex Offenses, Nonforcible	0	0	1	0	0	0	0	1	2
Stolen Property Offenses (Receiving, etc.)	5	2	6	6	0	17	0	3	39
Weapon Law Violations	0	0	2	0	1	11	2	4	20
<b>TOTAL GROUP-A OFFENSES</b>	<b>453</b>	<b>149</b>	<b>451</b>	<b>150</b>	<b>214</b>	<b>1,155</b>	<b>573</b>	<b>507</b>	<b>3,652</b>

\*The chart above shows Group-A offenses which were reported by college and university campuses with security/police departments.



**KENTUCKY "CRIME INDEX" = 4,860**

The crime index, or rate, is used nationally and is derived from the following formula:

Population divided by 100,000 = X

Number of offenses divided by X = Crime Index

Kentucky's crime index for 2012 is based on the current estimated population of 4.38 million.

**A SERIOUS CRIME OCCURS IN  
KENTUCKY EVERY  
2 MINUTES  
28 SECONDS**

**Below, Group-A offenses are shown for those cities with over 10,000 in population.**

\*\* Some agencies within these cities submitted summary data for at least part of 2012 which is not included in the figures below.

CITIES	Arson	Assault Offenses	Bribery	Burglary / Breaking and Entering	Counterfeiting/Forgery	Destruction/Damage/Vandalism of Property	Drug/Narcotic Offenses	Embezzlement	Extortion/Blackmail	Fraud Offenses	Gambling Offenses	Homicide Offenses
Ashland	5	362	2	306	122	170	318	0	0	141	0	0
Bardstown	5	150	0	158	64	125	325	0	0	28	0	2
Berea	1	176	0	274	52	95	295	0	0	74	2	0
Bowling Green	8	1,191	3	786	238	1,217	1,120	0	1	266	0	5
Burlington	0	77	0	72	14	86	93	0	0	51	0	0
Covington	18	613	1	480	44	480	996	0	2	149	0	6
Danville	3	276	0	166	61	172	222	0	0	76	0	7
Elizabethtown	13	485	0	188	133	242	629	0	0	205	0	5
Erlanger	1	112	0	86	27	145	126	0	1	42	0	2
Flatwoods	1	28	0	35	30	10	60	0	0	7	0	0
Florence	10	346	1	290	117	473	423	0	0	280	0	1
Fort Thomas	1	74	0	46	3	58	114	0	0	23	0	0
Frankfort	9	1,082	0	502	181	577	550	0	3	191	0	6
Georgetown	5	80	0	90	19	48	135	0	0	21	0	0
Glasgow	4	255	0	106	63	139	372	0	0	44	0	1
Henderson	1	556	2	173	60	422	437	0	0	96	0	2
Hopkinsville	8	616	25	481	96	477	633	0	0	120	0	4
Independence	2	219	0	110	7	91	145	0	0	66	0	0
Jeffersontown	0	49	0	165	72	120	61	0	0	50	0	0
Lawrenceburg	5	117	1	62	65	20	255	0	0	21	0	1
Lexington	62	3,985	3	2,941	885	4,847	3,342	0	1	1,664	1	15
Louisville	1	234	0	97	39	208	249	0	0	55	0	3
Lyndon	0	1	0	1	0	1	4	0	0	2	0	0
Madisonville	2	245	2	158	132	105	489	0	1	84	0	1
Mayfield	2	328	2	152	105	77	482	0	0	85	0	9
Middlesboro	1	124	0	114	427	131	324	0	0	33	0	2
Murray	6	290	0	264	25	191	610	0	0	66	0	3
Newport	8	183	1	187	70	229	309	0	0	68	0	2
Nicholasville	3	321	1	482	241	320	409	0	0	176	1	4
Owensboro	15	1,299	4	585	83	906	1,448	0	1	113	0	0
Paducah	7	1,067	2	299	166	509	1,285	0	0	271	2	2
Radcliff	1	288	0	149	73	99	324	0	0	128	0	2
Richmond	9	603	1	610	215	616	779	0	0	175	0	6
Shelbyville	4	320	1	187	60	199	179	0	0	185	0	1
Shepherdsville	3	291	0	226	33	188	728	0	0	56	0	0
Shively	0	160	0	217	26	205	25	0	0	80	0	3
Somerset	6	161	1	273	154	121	405	0	0	164	0	1
St. Matthews	1	123	0	130	77	130	146	0	0	63	0	0
Winchester	2	8	0	126	5	20	28	0	0	31	0	2
<b>Total</b>	<b>231</b>	<b>16,887</b>	<b>53</b>	<b>11,648</b>	<b>4,279</b>	<b>14,249</b>	<b>18,846</b>	<b>0</b>	<b>10</b>	<b>5,419</b>	<b>6</b>	<b>96</b>

**CONTINUED**

**Group-A offenses are shown for those cities with over 10,000 in population.**

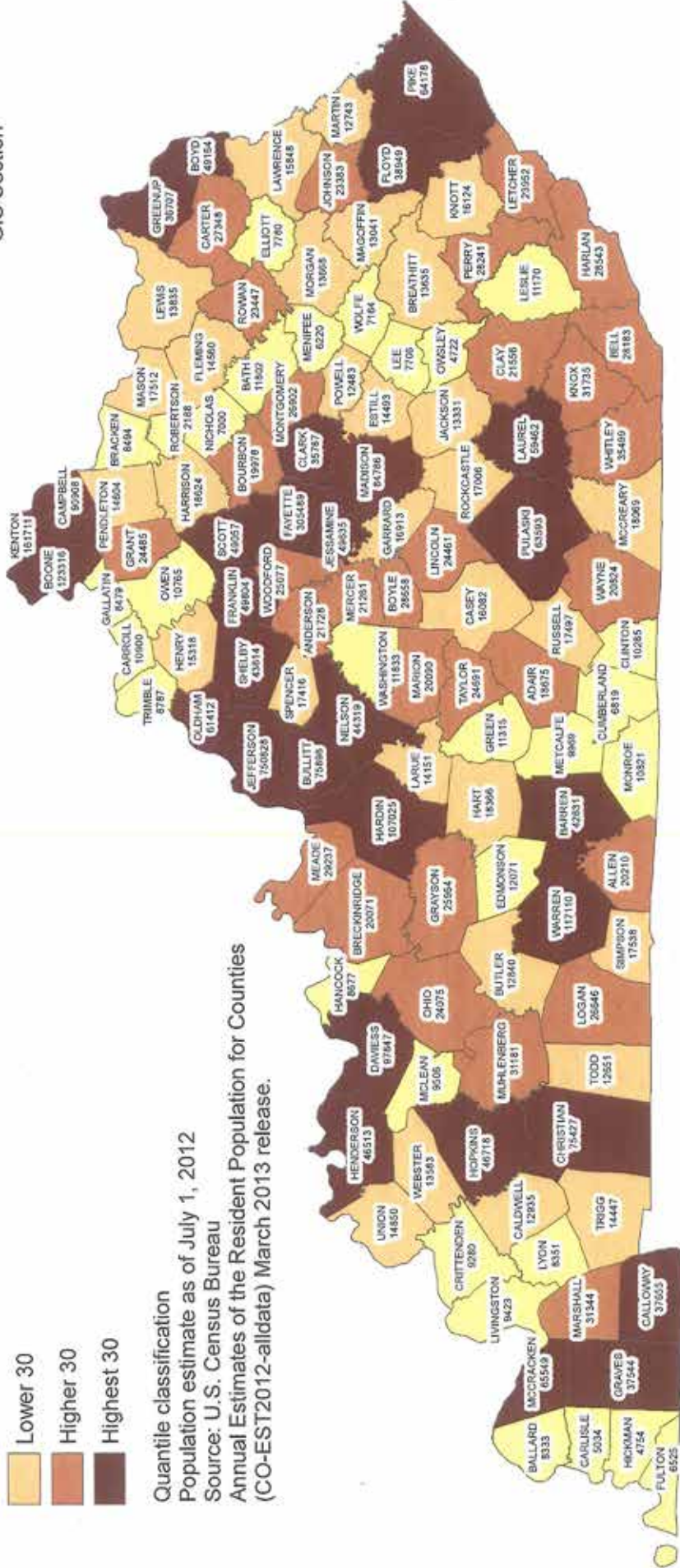
\*\* Some agencies within these cities submitted summary data for at least part of 2012 which is not included in the figures below.

CITIES	Kidnapping/Abduction	Larceny/Theft Offenses	Motor Vehicle Theft	Pornography/Obscene Material	Prostitution Offenses	Robbery	Sex Offenses, Forcible	Sex Offenses, Nonforcible	Stolen Property Offenses (Receiving, etc.)	Weapon Law Violations	Total
Ashland	7	1,169	41	57	6	31	44	0	101	9	2,891
Bardstown	3	404	32	19	0	9	23	2	41	10	1,400
Berea	3	414	35	6	0	6	30	1	34	19	1,517
Bowling Green	16	3,179	201	135	2	86	183	17	92	71	8,817
Burlington	2	241	26	3	0	0	21	0	15	4	705
Covington	14	971	107	7	41	111	74	3	87	39	4,243
Danville	6	538	18	0	0	26	35	2	15	17	1,640
Elizabethtown	3	1,113	54	9	0	10	114	2	65	30	3,300
Erlanger	1	430	30	1	2	9	14	0	13	4	1,046
Flatwoods	0	49	6	101	0	2	8	0	6	5	348
Florence	12	1,947	104	2	0	53	77	1	127	22	4,286
Fort Thomas	1	158	11	1	0	1	5	0	4	4	504
Frankfort	15	1,339	91	8	0	71	78	4	39	30	4,776
Georgetown	2	136	17	11	0	2	20	0	17	5	608
Glasgow	1	366	19	5	0	5	104	3	21	17	1,525
Henderson	9	786	52	9	0	37	55	1	38	21	2,757
Hopkinsville	19	1,232	71	112	0	58	57	2	54	84	4,149
Independence	6	278	26	8	0	6	32	1	8	3	1,008
Jeffersontown	1	416	36	4	0	25	11	0	14	3	1,027
Lawrenceburg	6	135	15	2	0	2	22	5	18	3	755
Lexington	95	11,635	993	32	156	646	369	14	357	301	32,344
Louisville	0	710	39	22	0	39	14	1	23	19	1,753
Lyndon	0	3	0	0	0	0	0	0	0	1	13
Madisonville	5	560	36	5	0	9	79	2	39	24	1,978
Mayfield	9	255	34	3	0	7	24	2	25	53	1,654
Middlesboro	2	838	28	3	0	18	16	0	28	8	2,097
Murray	4	704	40	3	0	9	40	14	33	9	2,311
Newport	9	725	44	0	0	37	38	1	103	8	2,022
Nicholasville	8	1,227	45	3	0	32	48	1	125	18	3,465
Owensboro	14	2,418	141	1,281	0	47	172	6	34	48	8,615
Paducah	7	1,555	69	11	3	48	107	2	51	50	5,513
Radcliff	2	522	14	1	0	27	35	3	19	37	1,724
Richmond	12	1,943	87	10	2	54	75	0	121	36	5,354
Shelbyville	6	501	35	2	0	18	37	2	23	33	1,793
Shepherdsville	3	498	47	9	1	14	29	0	23	12	2,161
Shively	1	404	55	3	0	55	16	1	27	4	1,282
Somerset	5	946	38	3	0	16	48	2	30	16	2,390
St. Matthews	0	499	22	0	2	23	4	0	17	6	1,243
Winchester	0	142	19	3	0	4	10	1	17	1	419
<b>Total</b>	<b>309</b>	<b>41,386</b>	<b>2,778</b>	<b>1,894</b>	<b>215</b>	<b>1,653</b>	<b>2,168</b>	<b>96</b>	<b>1,904</b>	<b>1,084</b>	<b>125,433</b>

## Total county population ranking

- Lowest 30
- Lower 30
- Higher 30
- Highest 30

Quantile classification  
 Population estimate as of July 1, 2012  
 Source: U.S. Census Bureau  
 Annual Estimates of the Resident Population for Counties  
 (CO-EST2012-aldata) March 2013 release.



## Year 2012 Total Population by County

Kentucky State Police  
 Criminal Identification and Records Branch  
 GIS Section

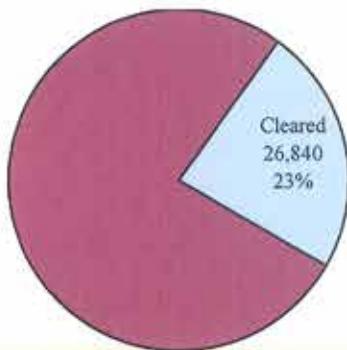
# CLEARANCE RATES

Clearance rates are the percentages of cases cleared (through arrest or exceptional means) when compared with the total number of offenses reported to or known by the police. As shown in the chart, clearance rates for property crimes are traditionally low. With the exception of robbery, clearance rates for violent crimes are high. High clearance rates for murder, rape, and assault are attributable to the fact that the perpetrator is known, recognizable, or in some way usually associated with the victim. Low clearance rates for property crimes can be attributed to the difficulty of the victim identifying the perpetrator.

The pie charts below depict the relative clearance rates of property versus violent Group A crimes.

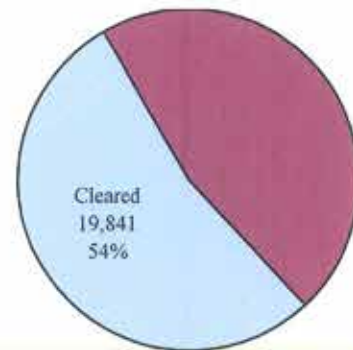
## Property Crimes Outnumbered Violent Crimes 3.1 to 1

**PROPERTY CRIMES**  
Arson, Burglary, Destruction of Property, Larceny, Motor Vehicle Theft, Stolen Property  
**TOTAL OFFENSES**  
**114,758**



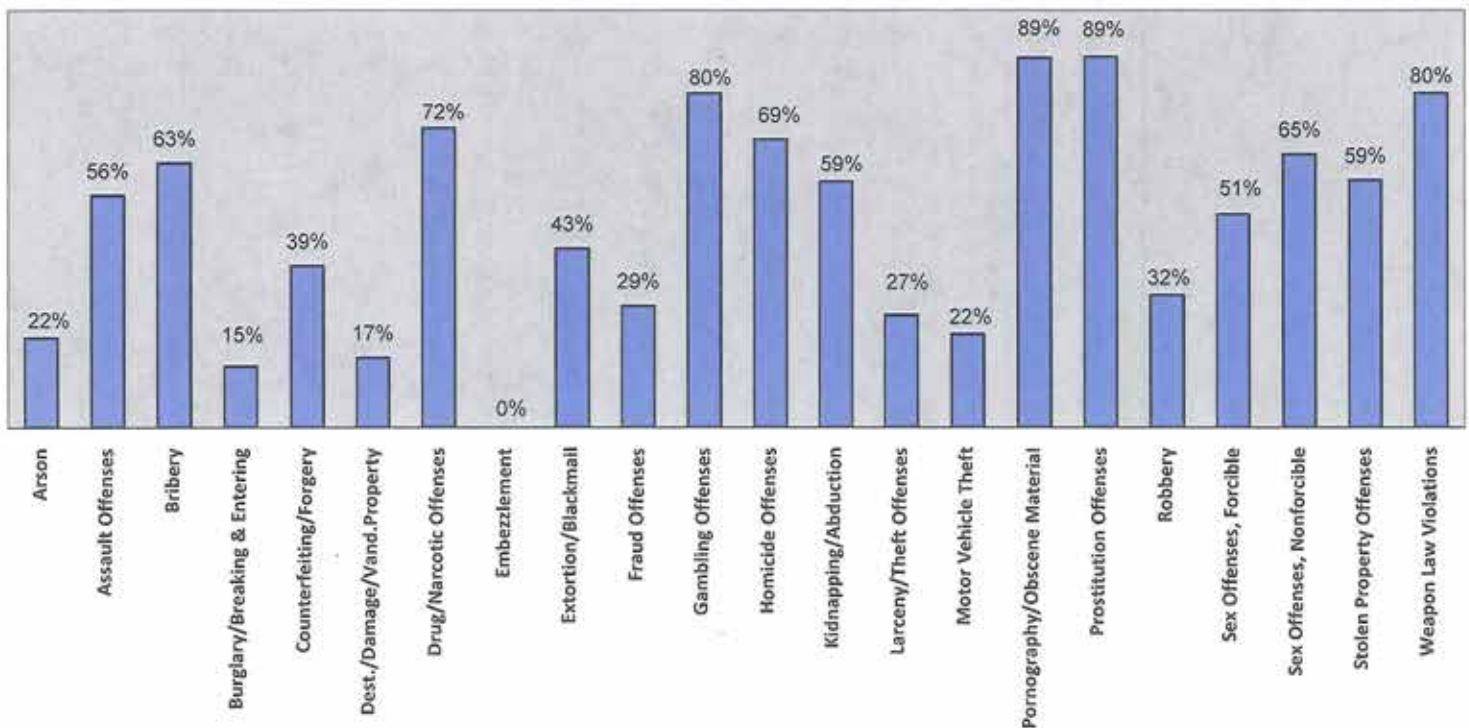
VS.

**VIOLENT CRIMES**  
Assault, Homicide, Kidnapping/Abduction, Robbery, Sex Offenses (Forcible)  
**TOTAL OFFENSES**  
**36,956**



The graph below depicts relative clearance rates for each of the 22 Group-A crimes.

### CLEARANCE RATES (%)



## ARSON

### DEFINITION

Arson includes any willful or malicious burning or attempt to burn (with or without intent to defraud) a residence, public building, motor vehicle or aircraft, personal property of another, etc. Only fires determined to have been willfully or maliciously set are classified as arson.

NUMBER OF ARSONS	CLEARED	CLEARANCE RATE
488	105	22%

The chart below shows the number of arsons by property classification, and the estimated value of property damage or destruction.

**ARSON WAS COMMITTED EVERY 17 HOURS AND 57 MINUTES**

PROPERTY CLASSIFICATION	NUMBER OF OFFENSES	ESTIMATED VALUE OF PROPERTY DAMAGED
Single Occupancy Residential (Houses, Townhouses, Duplexes, etc.)	171	\$ 5,927,742.00
Other Residential (Apartments, Flats, Hotels, Motels, Dorms, etc.)	45	\$ -
Storage (Barns, Garages, Warehouses, etc.)	35	\$ 583,355.00
Other Commercial (Stores, Restaurants, Offices, etc.)	25	\$ 2,215,865.00
Community/Public (Churches, Jails, Schools, Colleges, Hospitals, etc.)	6	\$ 120,062.00
All Other Structures (Outbuildings, Monuments, Buildings under Construction, etc.)	33	\$ 2,720,595.00
<b>TOTAL STRUCTURE</b>	<b>315</b>	<b>\$ 11,567,619.00</b>
Motor Vehicles (Autos, Trucks, Buses, Motorcycles, etc.)	83	\$ 526,183.00
Other Mobile Property (Trailers, Recreational Vehicles, Airplanes, Boats, etc.)	3	\$ 12,250.00
<b>TOTAL MOBILE</b>	<b>86</b>	<b>\$ 538,433.00</b>
Fences, Crops, Timber, etc.	0	\$ -
Household Goods, Consumable Goods, Merchandise, Clothes/Furs, etc.	21	\$ 101,755.00
Money, Negotiable Instruments, Collections/Collectibles	1	\$ 10.00
Industrial/Manufacturing tools and equipment	12	\$ 209,390.00
Office-Type Equipment	0	\$ -
Purses/Handbags/Wallets	0	\$ -
Recordings-Audio/Visual	0	\$ -
Other	53	\$ 72,786.00
<b>TOTAL OTHER</b>	<b>87</b>	<b>\$ 383,941.00</b>
<b>GRAND TOTAL</b>	<b>488</b>	<b>\$ 12,489,993.00</b>

\* Definitions acquired from the U.S. Department of Justice publication: August 2000 National Incident Based Reporting System-Volume 1



## ASSAULT OFFENSES

### DEFINITION

An unlawful attack by one person upon another.

NUMBER OF ASSAULTS	CLEARED	CLEARANCE RATE
28,517	15,854	56%

**ASSAULT WAS COMMITTED EVERY 18 MINUTES AND 25 SECONDS**

BREAKDOWN	# OF OFFENSES	CLEARED	CLEARANCE RATE
AGGRAVATED ASSAULT	3,275	1,875	57%
SIMPLE ASSAULT	15,290	8,562	56%
INTIMIDATION	9,952	5,417	54%

Aggravated Assault is an unlawful attack by one person upon another wherein the offender uses a weapon or displays it in a threatening manner, or the victim suffers obvious severe or aggravated bodily injury involving apparent broken bones, loss of teeth, possible internal injury, severe laceration, or loss of consciousness.

WEAPONS USED IN AGGRAVATED ASSAULT		
WEAPON TYPE	NUMBER	% OF TOTAL
FIREARMS	313	10%
KNIVES	517	16%
PERSONAL WEAPONS	1,339	41%
OTHER WEAPONS	1,106	34%
<b>TOTAL</b>	<b>3,275</b>	<b>100%</b>

\* Definitions acquired from the U.S. Department of Justice publication: August 2000 National Incident Based Reporting System-Volume 1





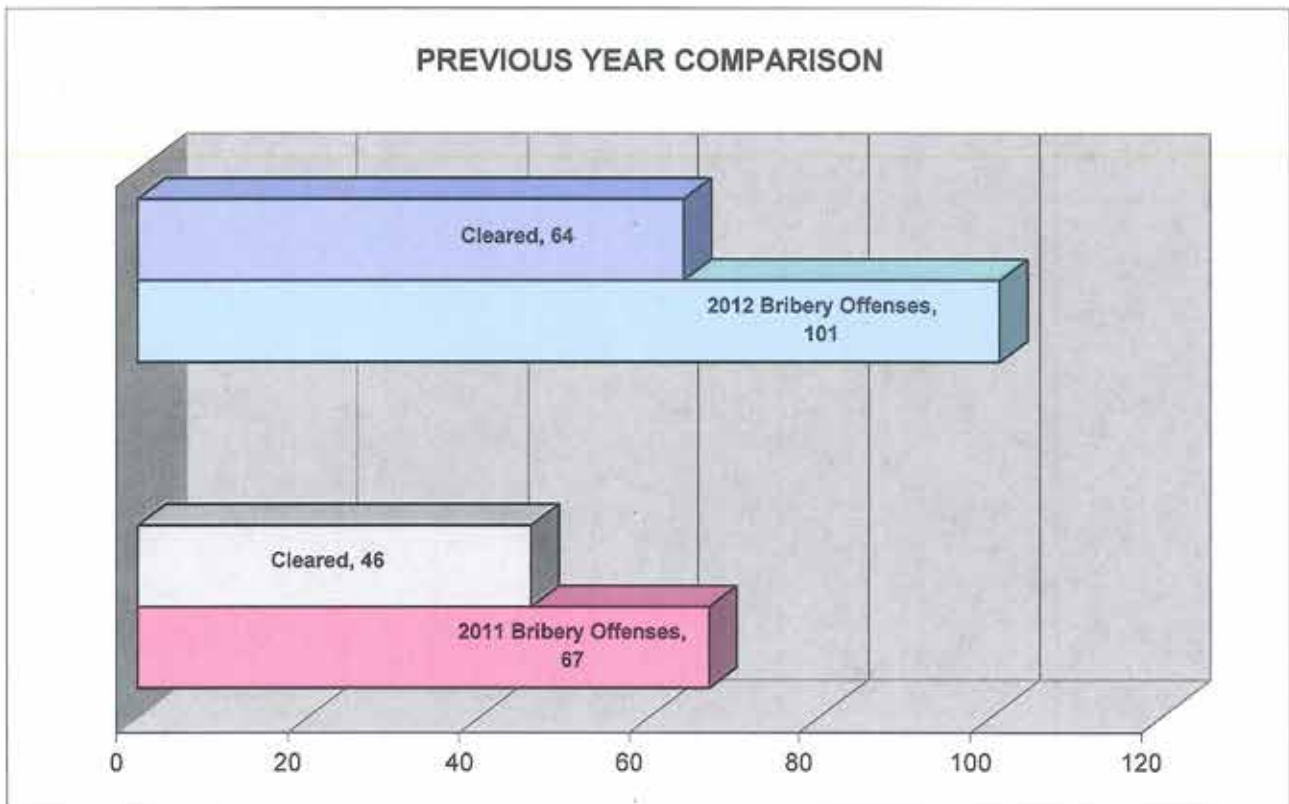
# BRIBERY

## DEFINITION

The offering, giving, receiving, or soliciting of anything of value (i.e., a bribe, gratuity, or kickback) to sway the judgment or action of a person in a position of trust or influence.

NUMBER OF BRIBERY OFFENSES	CLEARED	CLEARANCE RATE
101	64	63%

BRIBERY WAS COMMITTED EVERY 3 DAYS AND 14 HOURS



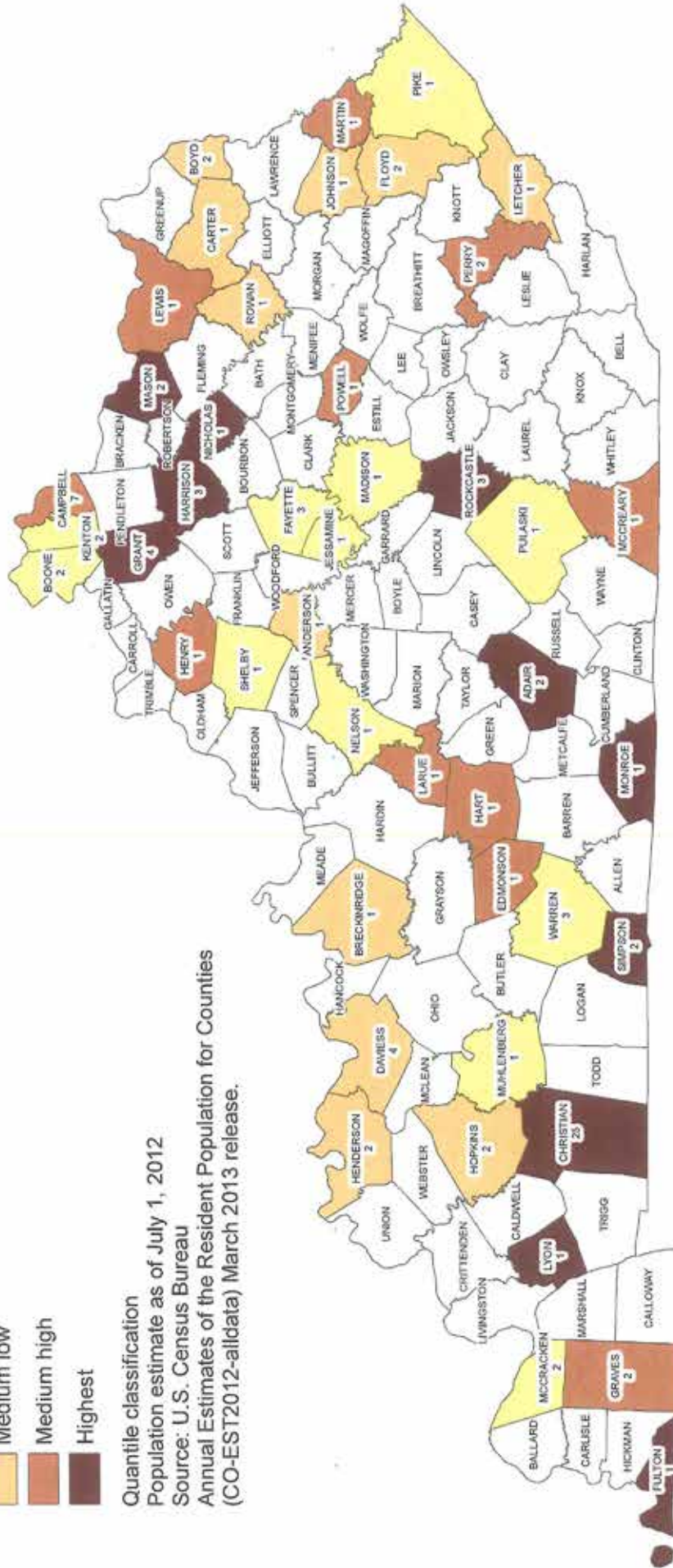
\* Definitions acquired from the U.S. Department of Justice publication: August 2000 National Incident Based Reporting System-Volume 1

### Per capita rate ranking

- No offenses reported
- Lowest
- Medium low
- Medium high
- Highest

Quantile classification  
 Population estimate as of July 1, 2012  
 Source: U.S. Census Bureau  
 Annual Estimates of the Resident Population for Counties  
 (CO-EST2012-aldata) March 2013 release.

Kentucky State Police  
 Criminal Identification and Records Branch  
 GIS Section



### Year 2012 Bribery Offenses by County

## BURGLARY / BREAKING AND ENTERING

### DEFINITION

The unlawful entry into a building or other structure with the intent to commit a felony or a theft.

NUMBER OF BURGLARY/BREAKING AND ENTERING OFFENSES	CLEARED	CLEARANCE RATE
22,356	3,278	15%

**BURGLARY / BREAKING AND ENTERING WAS  
COMMITTED EVERY 23 MINUTES AND 30 SECONDS**

### THE COST OF BURGLARY

Burglary is a crime of opportunity and is most likely to occur when a home or business is not occupied. The burglaries have been separated into residential and non-residential categories. The totals listed below include both day and night occurrences, and the value of property losses reported.

CLASSIFICATION	NUMBER OF OFFENSES	PERCENT OF DISTRIBUTION	TOTAL VALUE	AVERAGE VALUE
<b>- RESIDENTIAL -</b>				
NIGHT	5,859	26%	\$ 8,366,524.34	\$ 1,427.98
DAY	10,351	46%	\$ 21,430,299.96	\$ 2,070.36
UNKNOWN	435	2%	\$ 608,895.23	\$ 1,399.76
<b>SUBTOTAL</b>	<b>16,645</b>	<b>74%</b>	<b>\$ 30,405,719.53</b>	<b>\$ 1,826.72</b>
<b>- NON-RESIDENTIAL -</b>				
NIGHT	2,960	13%	\$ 6,037,084.45	\$ 2,039.56
DAY	2,447	11%	\$ 6,571,582.79	\$ 2,685.57
UNKNOWN	304	1%	\$ 207,058.96	\$ 681.12
<b>SUBTOTAL</b>	<b>5,711</b>	<b>26%</b>	<b>\$ 12,815,726.20</b>	<b>\$ 2,244.04</b>
<b>TOTAL</b>	<b>22,356</b>	<b>100%</b>	<b>\$ 43,221,445.73</b>	<b>\$ 1,933.33</b>

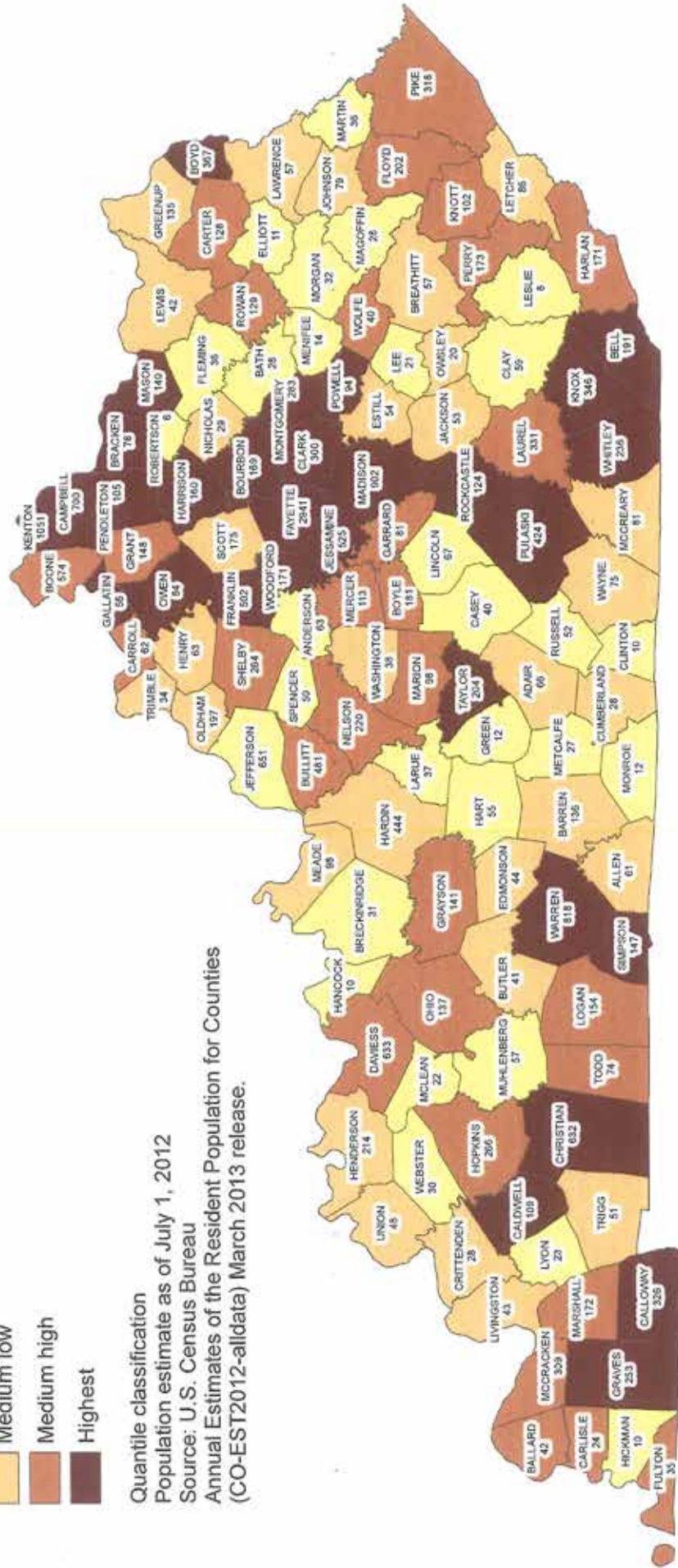
\* Definitions acquired from the U.S. Department of Justice publication: August 2000 National Incident Based Reporting System-Volume 1

Per capita rate ranking



Quantile classification  
 Population estimate as of July 1, 2012  
 Source: U.S. Census Bureau  
 Annual Estimates of the Resident Population for Counties  
 (CO-EST2012-alldata) March 2013 release.

Kentucky State Police  
 Criminal Identification and Records Branch  
 GIS Section



Year 2012

Burglary / Breaking and Entering Offenses by County

## COUNTERFEITING / FORGERY

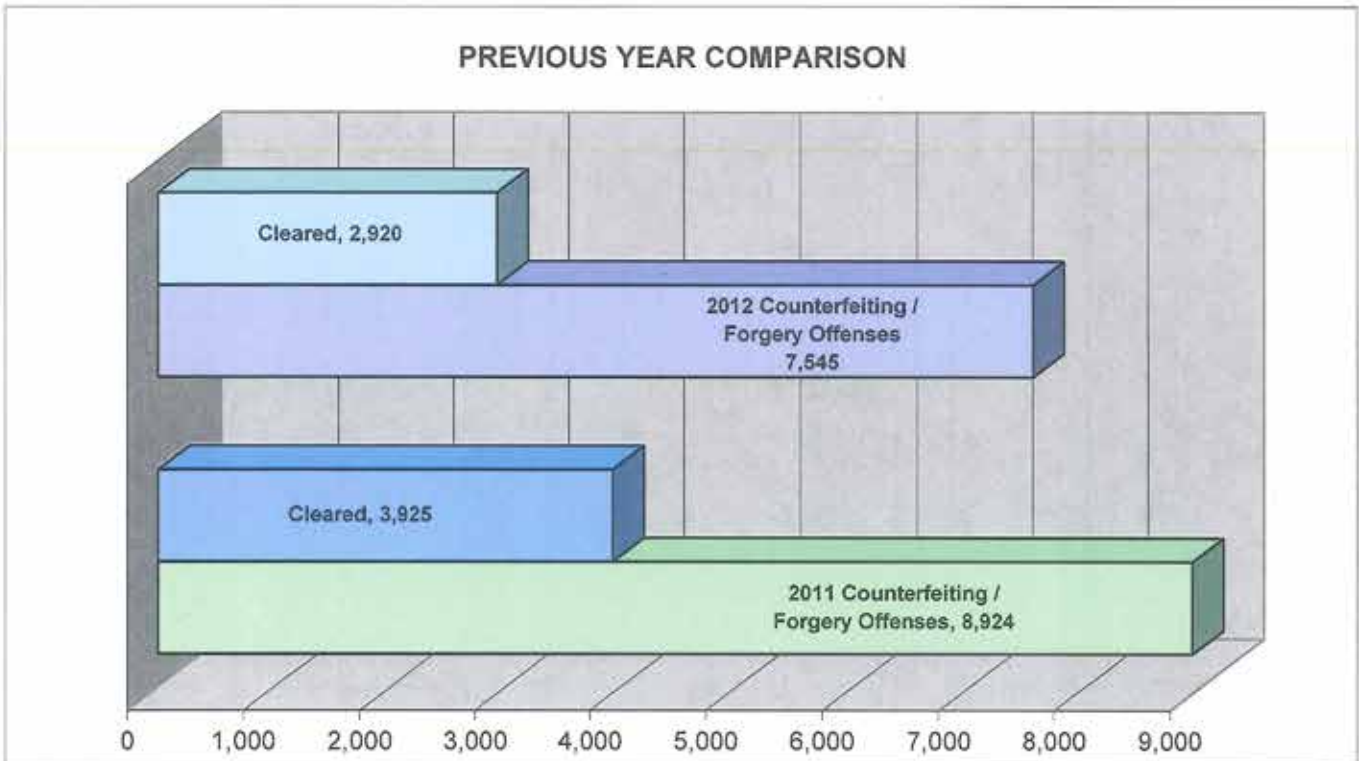
### DEFINITION

The altering, copying, or imitation of something, without authority or right, with the intent to deceive or defraud by passing the copy or thing altered or imitated as that which is original or genuine or the selling, buying, or possession of an altered, copied, or imitated thing with the intent to deceive or defraud.

NUMBER OF COUNTERFEITING/FORGERY OFFENSES	CLEARED	CLEARANCE RATE
7,545	2,920	39%

COUNTERFEITING/FORGERY OFFENSES WERE COMMITTED EVERY 1 HOUR AND 9 MINUTES

### PREVIOUS YEAR COMPARISON

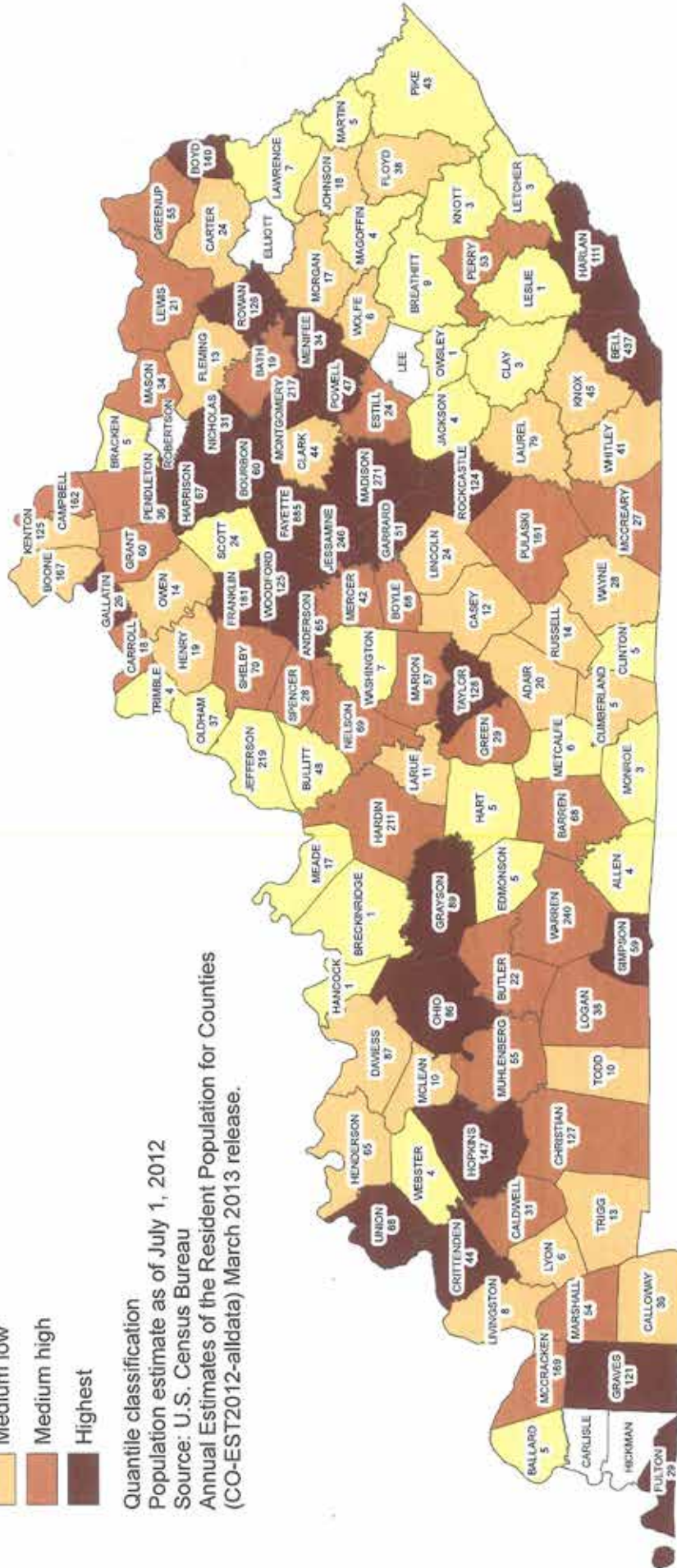


\* Definitions acquired from the U.S. Department of Justice publication: August 2000 National Incident Based Reporting System-Volume 1

**Per capita rate ranking**

- No offenses reported
- Lowest
- Medium low
- Medium high
- Highest

Quantile classification  
Population estimate as of July 1, 2012  
Source: U.S. Census Bureau  
Annual Estimates of the Resident Population for Counties  
(CO-EST2012-aldata) March 2013 release.



Year 2012

**Counterfeiting / Forgery Offenses by County**

## DESTRUCTION / DAMAGE / VANDALISM OF PROPERTY

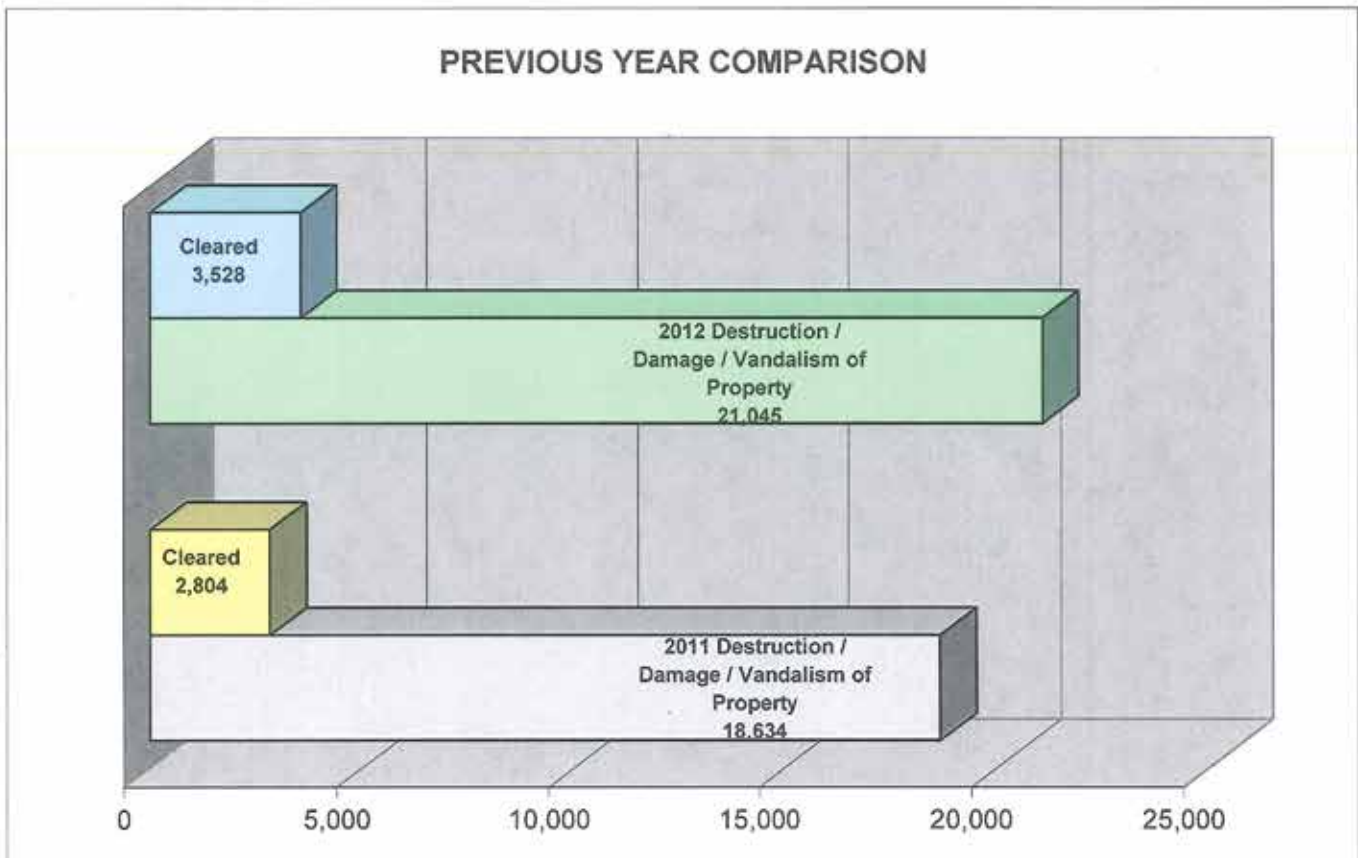
### DEFINITION

To willfully or maliciously destroy, damage, deface, or otherwise injure real or personal property without the consent of the owner or the person having custody or control of it.

NUMBER OF DESTRUCTION / DAMAGE / VANDALISM OF PROPERTY OFFENSES	CLEARED	CLEARANCE RATE
21,045	3,528	17%

DESTRUCTION / DAMAGE / VANDALISM OF PROPERTY OFFENSES  
WERE COMMITTED EVERY 24 MINUTES AND 58 SECONDS

### PREVIOUS YEAR COMPARISON



\* Definitions acquired from the U.S. Department of Justice publication: August 2000 National Incident Based Reporting System-Volume 1





## DRUG / NARCOTIC OFFENSES

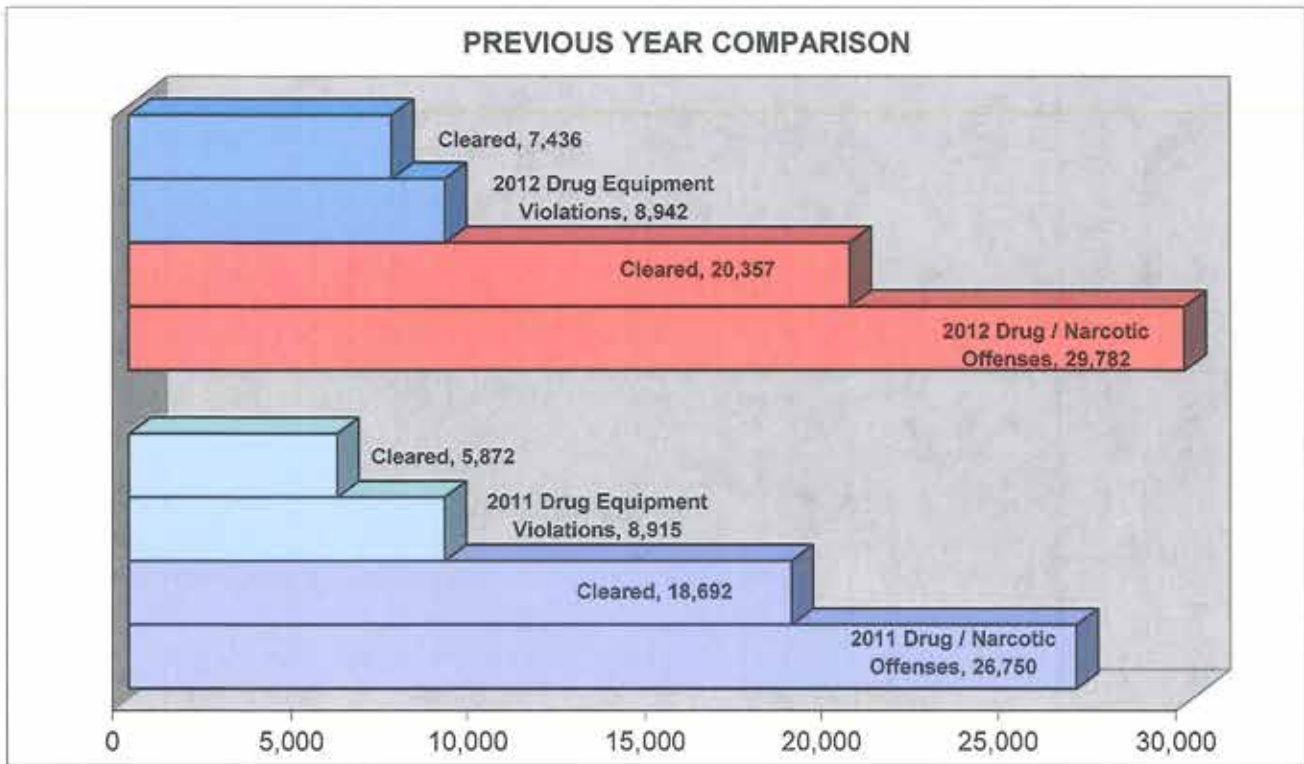
### DEFINITION

The violation of laws prohibiting the production, distribution, and/or use of certain controlled substances and the equipment or devices utilized in their preparation and/or use.

NUMBER OF DRUG/NARCOTIC VIOLATIONS	CLEARED	CLEARANCE RATE
29,782	20,357	68%

**DRUG/NARCOTIC OFFENSES WERE  
COMMITTED EVERY 13 MINUTES AND 34 SECONDS**

NUMBER OF DRUG EQUIPMENT VIOLATIONS	CLEARED	CLEARANCE RATE
8,942	7,436	83%

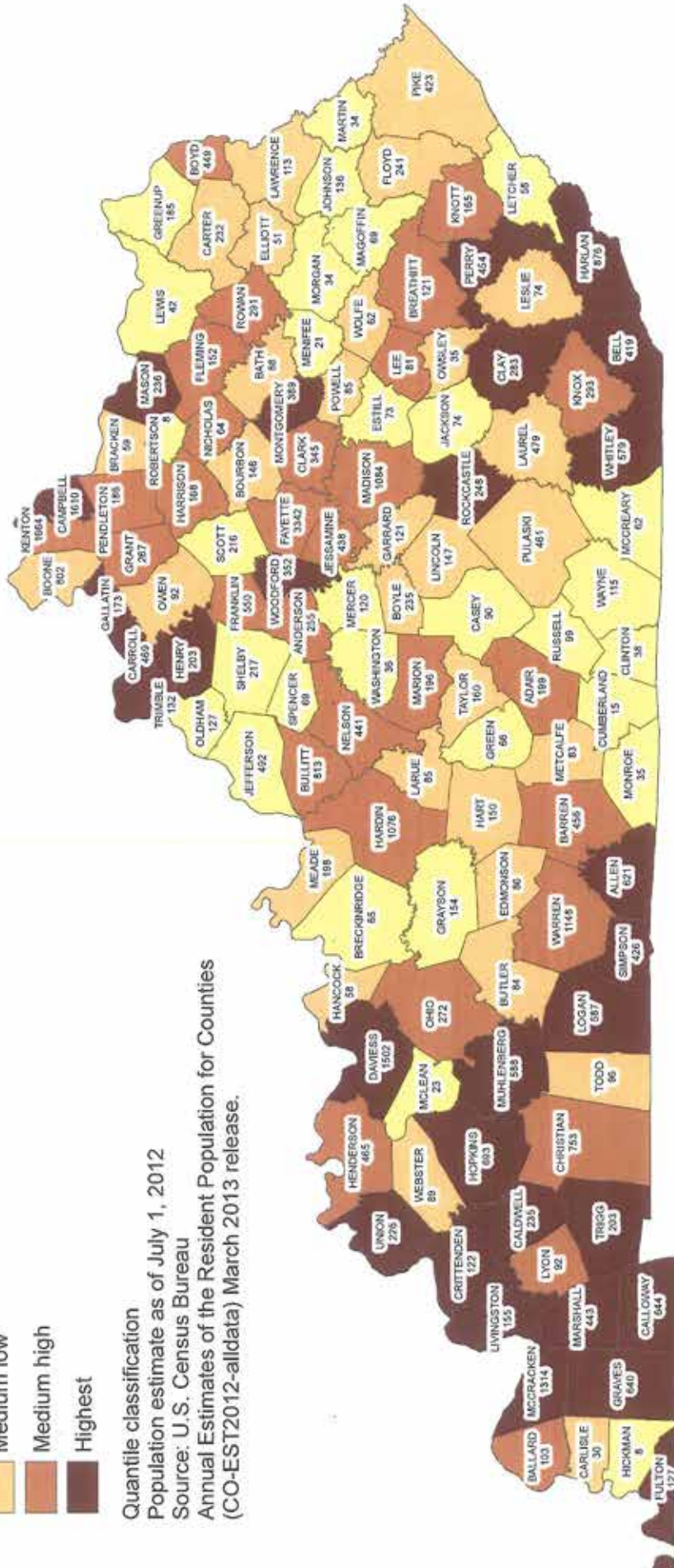


\* Definitions acquired from the U.S. Department of Justice publication: August 2000 National Incident Based Reporting System-Volume 1

**Per capita rate ranking**

- Lowest
- Medium low
- Medium high
- Highest

Quantile classification  
Population estimate as of July 1, 2012  
Source: U.S. Census Bureau  
Annual Estimates of the Resident Population for Counties  
(CO-EST2012-aldata) March 2013 release.



**Year 2012**

**Drug / Narcotic Offenses by County**

## EMBEZZLEMENT

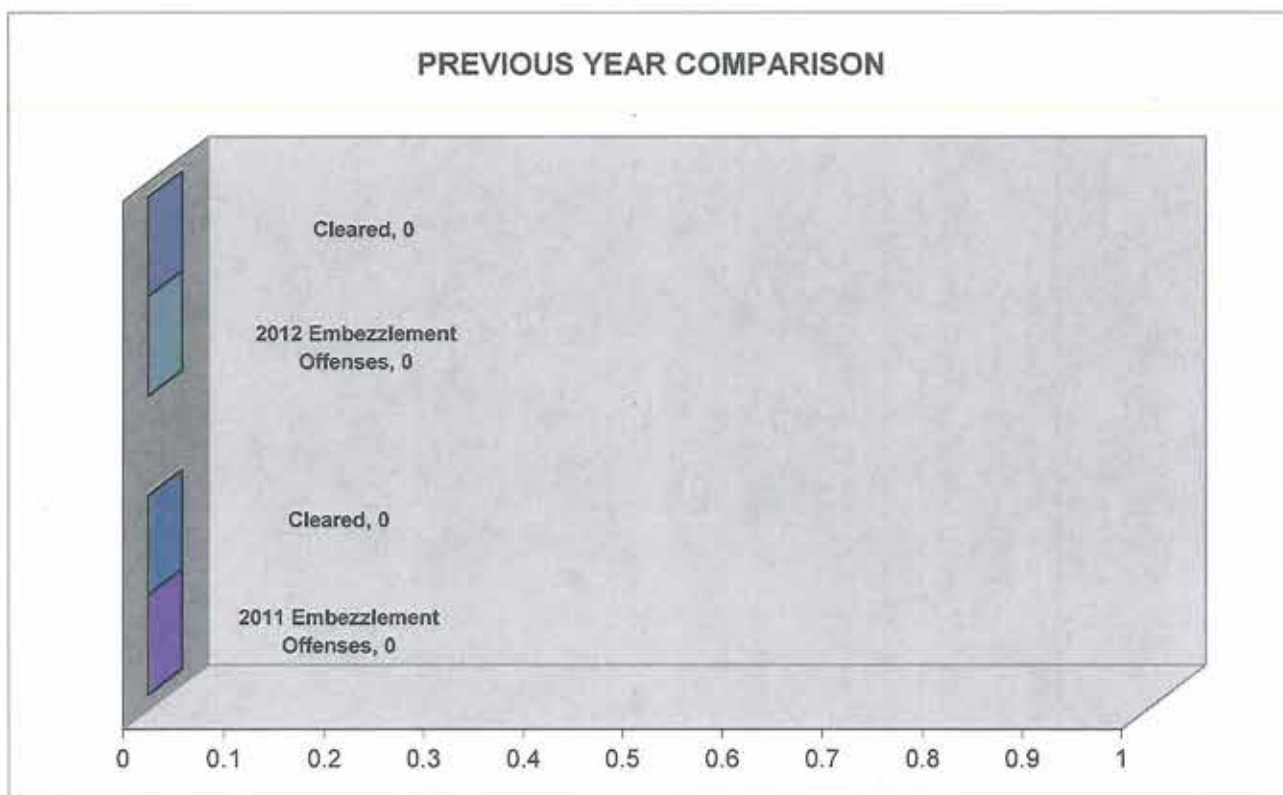
### DEFINITION

The unlawful misappropriation by an offender to his/her own use or purpose of money, property, or some other thing of value entrusted to his/her care, custody, or control.

NUMBER OF EMBEZZLEMENT OFFENSES	CLEARED	CLEARANCE RATE
0	0	0%

### \*\* Disclaimer

There is a variation between embezzlement numbers prior to the 2011 publication compared to previous years because of the way the offense is considered in Group-A crimes versus Part-I crimes. As an example, Kentucky sees the scenario of an employee stealing an item under \$300.00 in value to be Theft By Unlawful Taking; the FBI, however, considers it to be Embezzlement because the offender was an employee of the victim at the time of the offense. As a result of this form of reporting, there is no data to represent Embezzlement for NIBRS beyond the 2010 publication. Any numbers that would fall into the embezzlement category for the FBI are grouped with larceny offenses.



\* Definitions acquired from the U.S. Department of Justice publication: August 2000 National Incident Based Reporting System-Volume 1



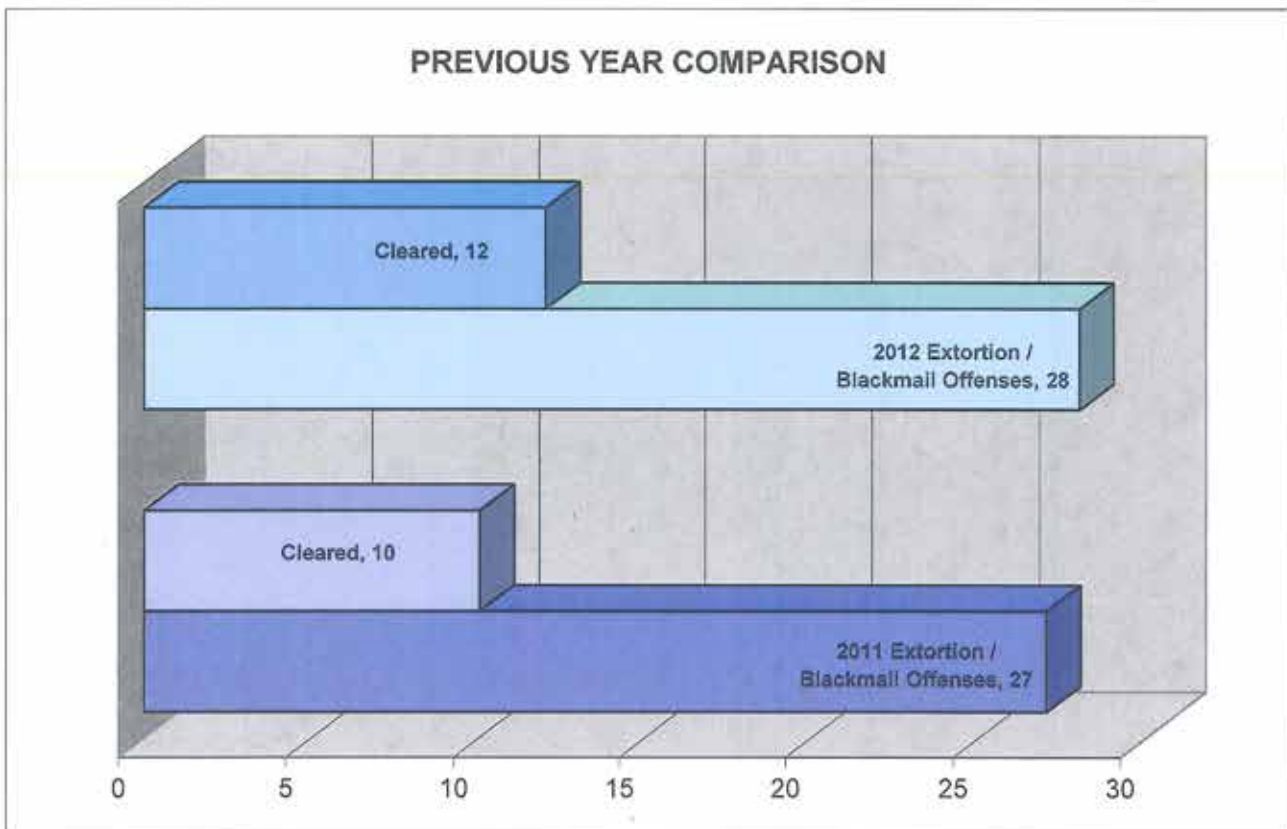
## EXTORTION / BLACKMAIL

### DEFINITION

To unlawfully obtain money, property, or any other thing of value, either tangible or intangible, through the use or threat of force, misuse of authority, threat of criminal prosecution, threat of destruction of reputation or social standing, or through other coercive means.

NUMBER OF EXTORTION / BLACKMAIL OFFENSES	CLEARED	CLEARANCE RATE
28	12	43%

EXTORTION / BLACKMAIL OFFENSES  
WERE COMMITTED EVERY 13 DAYS

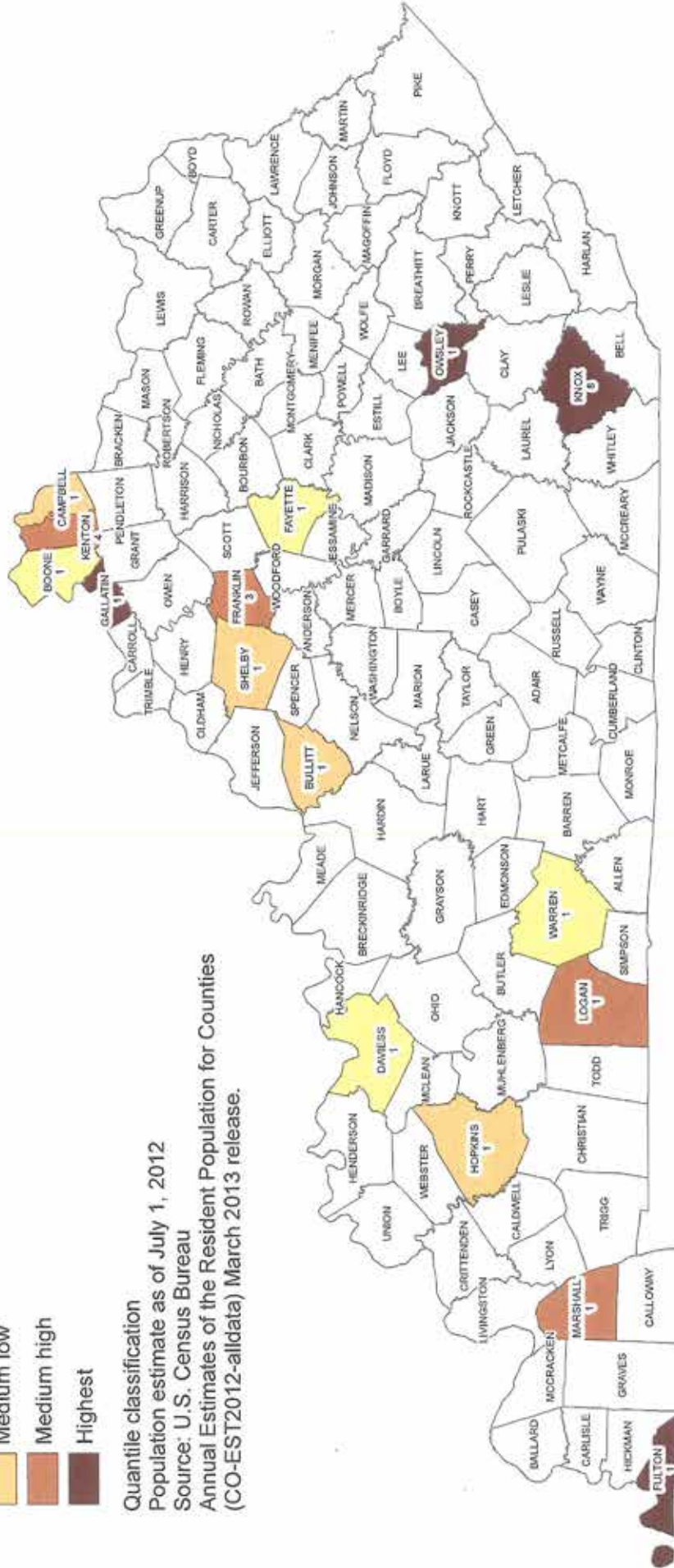


\* Definitions acquired from the U.S. Department of Justice publication: August 2000 National Incident Based Reporting System-Volume 1

**Per capita rate ranking**

- No offenses reported
- Lowest
- Medium low
- Medium high
- Highest

**Quantile classification**  
 Population estimate as of July 1, 2012  
 Source: U.S. Census Bureau  
 Annual Estimates of the Resident Population for Counties  
 (CO-EST2012-aldata) March 2013 release.



Year 2013

**Extortion / Blackmail Offenses by County**

## FRAUD OFFENSES

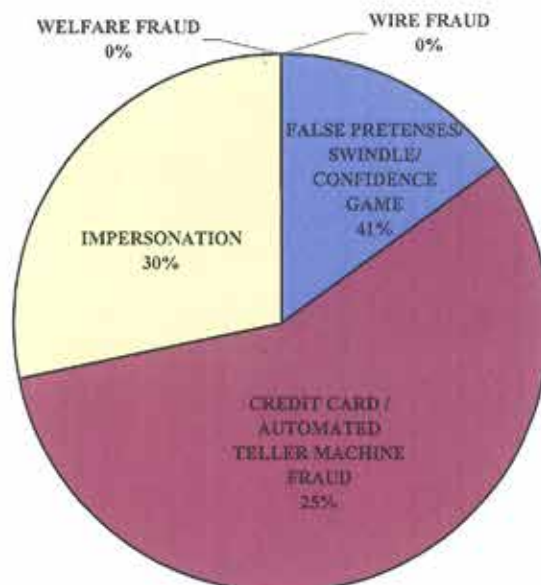
### DEFINITION

The intentional perversion of the truth for the purpose of inducing another person or other entity in reliance upon it to part with something of value or to surrender a legal right.

NUMBER OF FRAUD OFFENSES	CLEARED	CLEARANCE RATE
8,455	2,458	29%

**FRAUD WAS COMMITTED EVERY 1 HOUR AND 2 MINUTES**

BREAKDOWN	# OF OFFENSES	# CLEARED	CLEARANCE RATE
FALSE PRETENSES / SWINDLE/CONFIDENCE GAME	1,279	521	41%
CREDIT CARD/AUTOMATED TELLER MACHINE FRAUD	4,772	1,206	25%
IMPERSONATION	2,404	731	30%
WELFARE FRAUD	0	0	0%
WIRE FRAUD	0	0	0%



\* Definitions acquired from the U.S. Department of Justice publication: August 2000 National Incident Based Reporting System-Volume 1





## GAMBLING OFFENSES

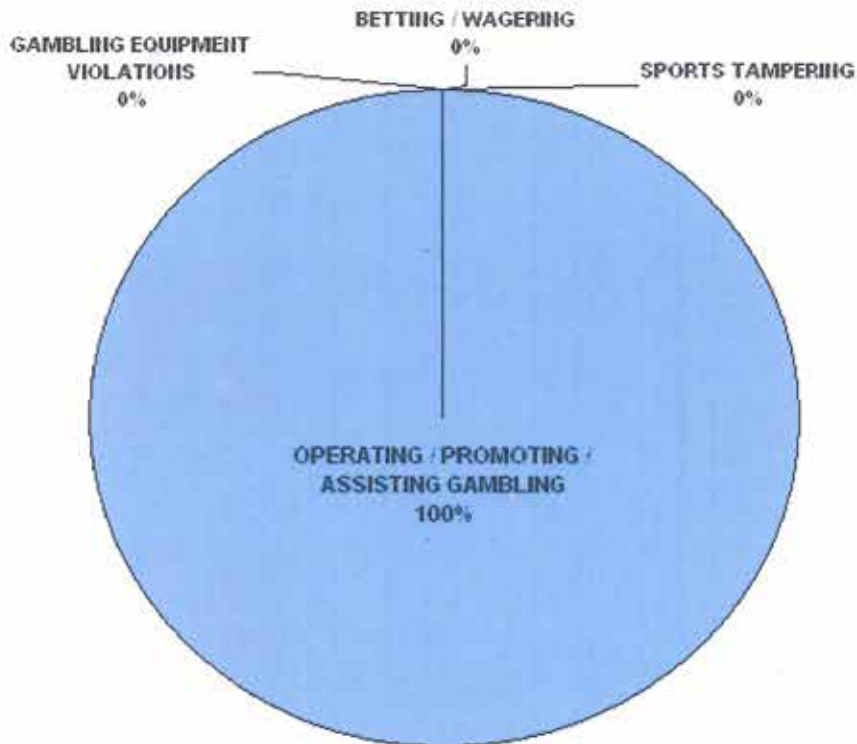
### DEFINITION

To unlawfully bet or wager money or something else of value; assist, promote, or operate a game of chance for money or some other stake; possess or transmit wagering information; manufacture, sell, purchase, possess, or transport gambling equipment, devices, or goods; or tamper with the outcome of a sporting event or contest to gain a gambling advantage.

NUMBER OF GAMBLING OFFENSES	CLEARED	CLEARANCE RATE
10	8	80%

**GAMBLING OFFENSES WERE  
COMMITTED EVERY 36 DAYS AND 12 HOURS**

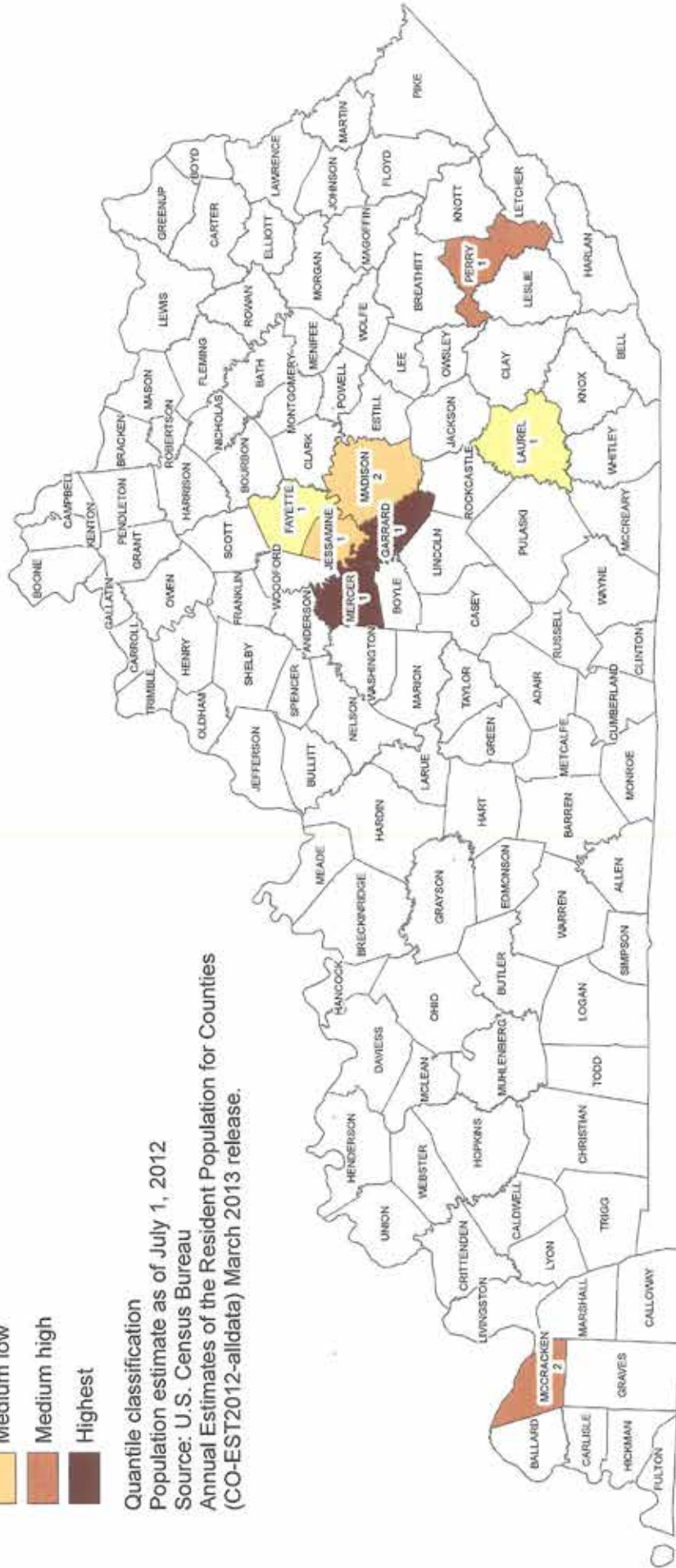
BREAKDOWN	# OF OFFENSES	# CLEARED	CLEARANCE RATE
BETTING / WAGERING	0	0	0%
OPERATING / PROMOTING / ASSISTING GAMBLING	10	8	80%
GAMBLING EQUIPMENT VIOLATIONS	0	0	0%
SPORTS TAMPERING	0	0	0%



**Per capita rate ranking**

- No offenses reported
- Lowest
- Medium low
- Medium high
- Highest

Quantile classification  
 Population estimate as of July 1, 2012  
 Source: U.S. Census Bureau  
 Annual Estimates of the Resident Population for Counties  
 (CO-EST2012-aldata) March 2013 release.



Year 2012

**Gambling Offenses by County**

# HOMICIDE OFFENSES

## DEFINITION

The killing of one human being by another.

NUMBER OF HOMICIDE OFFENSES	CLEARED	CLEARANCE RATE
277	191	69%

## HOMICIDE OFFENSES WERE COMMITTED EVERY 31 HOURS AND 37 MINUTES

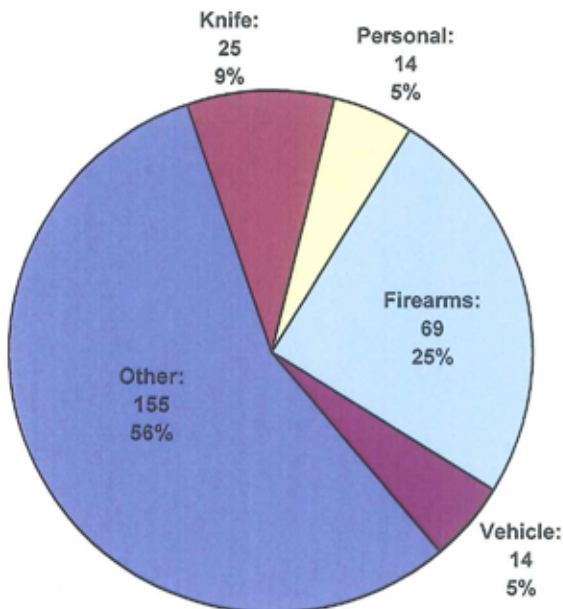
BREAKDOWN	# OF OFFENSES	# CLEARED	CLEARANCE RATE
MURDER AND NONNEGLIGENT MANSLAUGHTER	248	176	71%
NEGLIGENT MANSLAUGHTER	18	14	78%
JUSTIFIABLE HOMICIDE	11	1	9%

\*Kentucky considers DUI related deaths as a Homicide, however, Federal guidelines do not consider them as such and numbers for these offenses are not included in the FBI's data under Homicide.

Homicide offenses are the most serious of all Group-A crimes and has one of the highest clearance rates at 69%. Though some homicides are difficult to solve, the intensity of investigations by police, together with solvability factors, account for the high clearance rate.

CIRCUMSTANCES	
Argument	72
Assault on Law Enforcement	16
Criminal Killed By Police Officer	3
Criminal Killed By Private Citizen	8
Drug Dealing	17
Gangland	1
Lover's Quarrel	19
Other Circumstances	48
Other Felony Involved	25
Other Negligent Killings	19
Other Negligent Weapon Handling	1
Unknown Circumstances	61
<b>TOTAL</b>	<b>290</b>

## Weapons Used



The charts to the left and above depict murder weapons and circumstances as reported by police officers. The unknown category reflects instances where the weapons/circumstances were not known at the time the report was submitted, or were not specified on the report. Some offenses may have had multiple circumstances.

In 2012, a firearm was used in 25% of homicide offenses.

\* Definitions acquired from the U.S. Department of Justice publication: August 2000 National Incident Based Reporting System-Volume 1



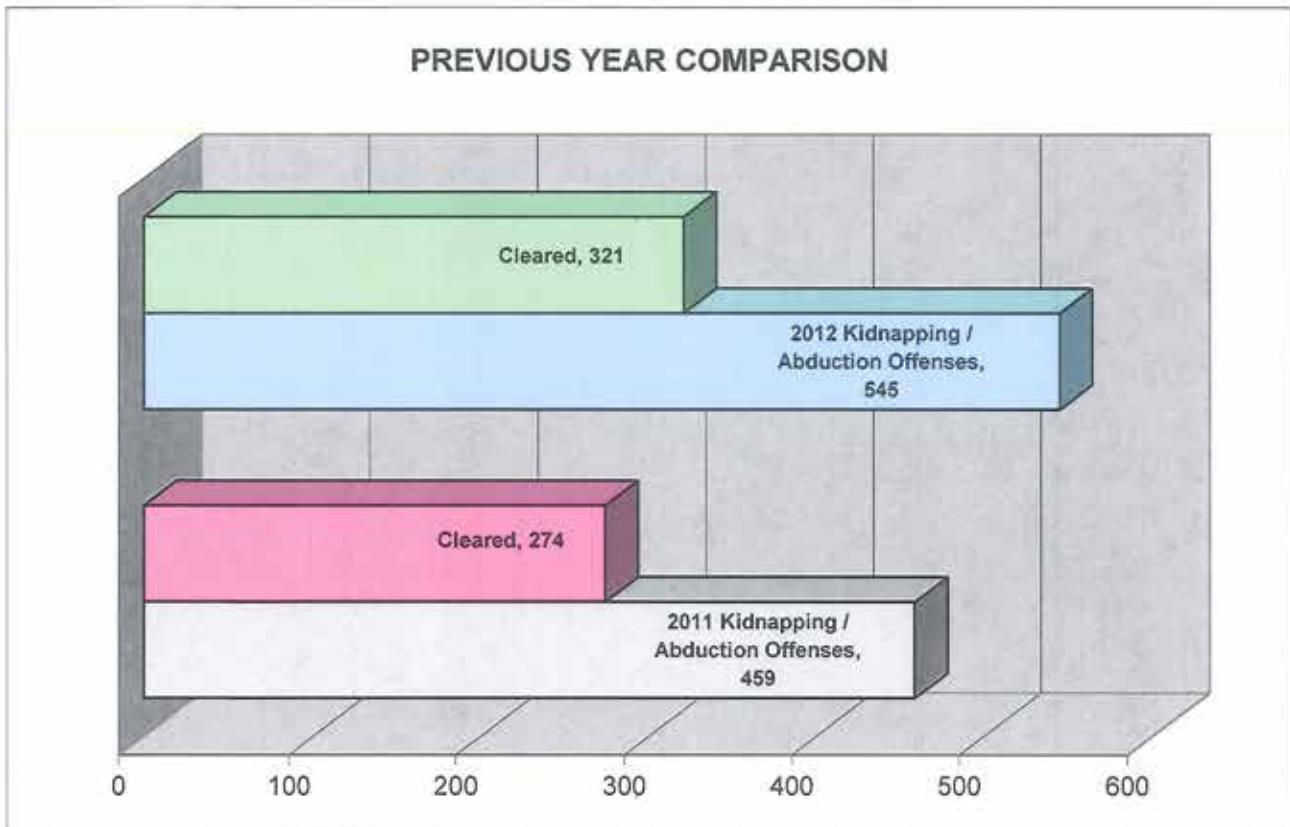
## KIDNAPPING / ABDUCTION

### DEFINITION

The unlawful seizure, transportation, and/or detention of a person against his/her will or of a minor without the consent of his/her custodial parent(s) or legal guardian.

NUMBER OF KIDNAPPING / ABDUCTION OFFENSES	CLEARED	CLEARANCE RATE
545	321	59%

**KIDNAPPING / ABDUCTION OFFENSES  
WERE COMMITTED EVERY 16 HOURS AND 4 MINUTES**



\* Definitions acquired from the U.S. Department of Justice publication: August 2000 National Incident Based Reporting System-Volume 1



## LARCENY / THEFT OFFENSES

### DEFINITION

The unlawful taking, carrying, leading, or riding away of property from the possession or constructive possession of another person.

NUMBER OF LARCENY / THEFT OFFENSES	CLEARED	CLEARANCE RATE
62,799	16,873	27%

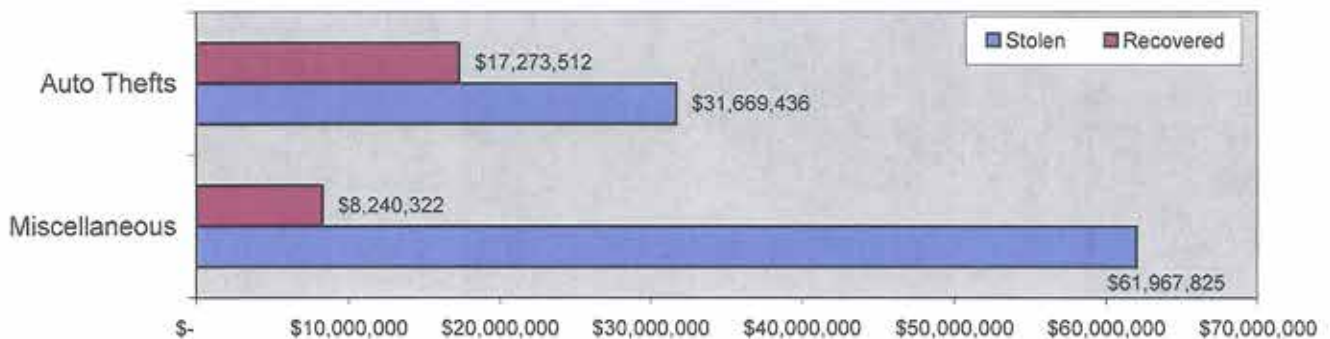
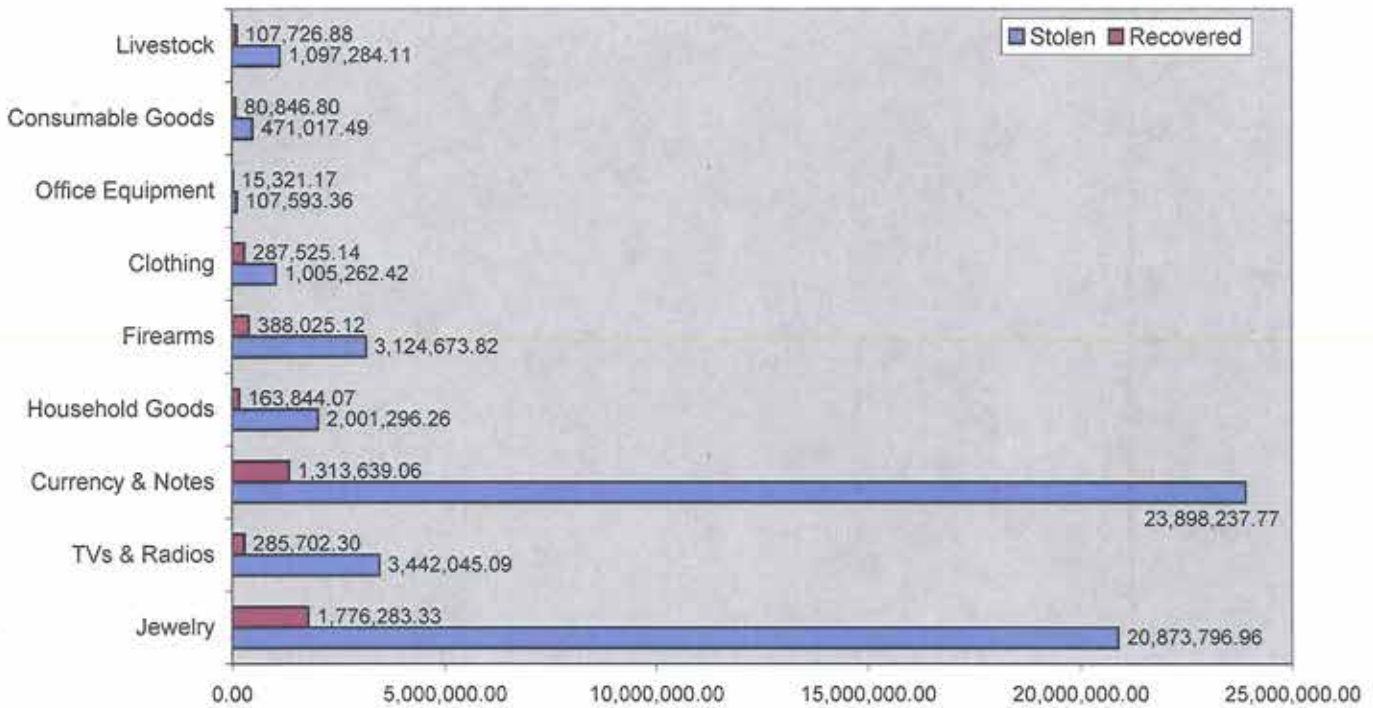
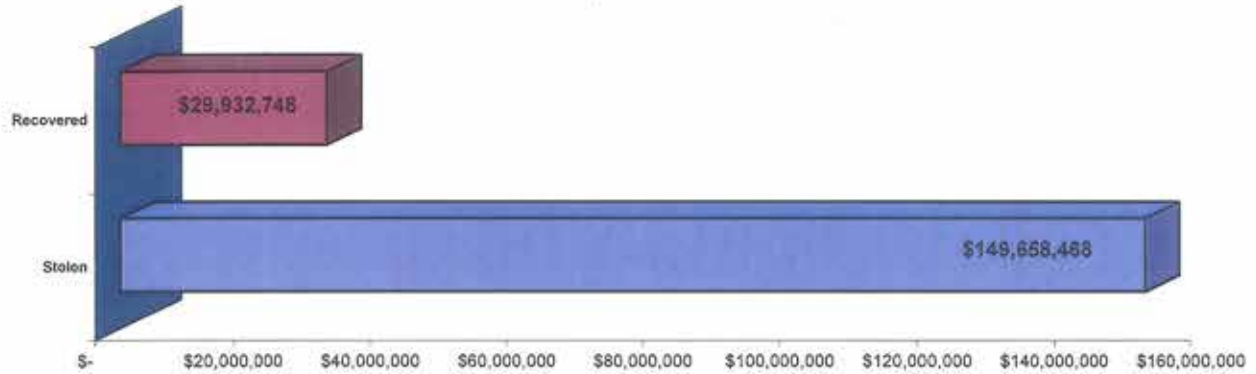
**LARCENY / THEFT OFFENSES WERE  
COMMITTED EVERY 8 MINUTES AND 22 SECONDS**

BREAKDOWN	# OF OFFENSES	# CLEARED	CLEARANCE RATE
POCKET-PICKING	121	23	19%
PURSE-SNATCHING	305	56	18%
SHOPLIFTING	12,037	8,725	72%
THEFT FROM BUILDING	3,542	578	16%
THEFT FROM COIN-OPERATED MACHINE OR DEVICE	132	19	14%
THEFT FROM MOTOR VEHICLE	11,391	1,009	9%
THEFT OF MOTOR VEHICLE PARTS OR ACCESSORIES	1,155	76	7%
ALL OTHER LARCENY	34,116	6,387	19%

\* Definitions acquired from the U.S. Department of Justice publication: August 2000 National Incident Based Reporting System-Volume 1

## VALUE OF PROPERTY STOLEN / RECOVERED

The estimated value of property reported stolen and recovered in Kentucky during 2012 is illustrated by the graphs below. (Graphs only show stolen and recovered value ratios for each category. Categories should not be compared to each other.)







## MOTOR VEHICLE THEFT

### DEFINITION

The theft of a motor vehicle.

NUMBER OF MOTOR VEHICLE THEFT OFFENSES	CLEARED	CLEARANCE RATE
4,669	1,043	22%

**MOTOR VEHICLE THEFT OFFENSES WERE COMMITTED EVERY 1 HOUR 52 MINUTES**

### THE COST OF MOTOR VEHICLE THEFT

The value of stolen vehicles as well as recovered and non-recovered vehicles is shown in the chart below. It should be noted that multiple vehicles can be listed as stolen on a single report.

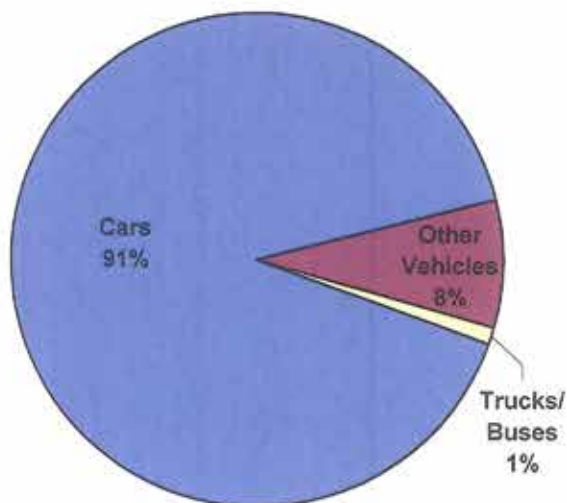
A breakdown by the type of vehicles stolen is shown in the chart below. "Cars" include automobiles, taxi cabs, and other passenger vehicles. "Other Vehicles" include mopeds, motorcycles, motor scooters, trail bikes, etc.

Of the vehicles stolen, **40%** were recovered. These figures do not include vehicles stolen out of state and recovered in Kentucky.

#### VALUE OF VEHICLES

<p style="text-align: center;"><b>VALUE OF 4,706 VEHICLES REPORTED STOLEN:</b></p> <p style="text-align: center; font-size: 1.2em;"><b>\$30,443,566</b></p>	<p style="text-align: center;"><b>VALUE OF 2,726 VEHICLES NOT RECOVERED:</b></p> <p style="text-align: center; font-size: 1.2em;"><b>\$18,075,216</b></p>
<p style="text-align: center;"><b>VALUE OF 1,896 VEHICLES RECOVERED:</b></p> <p style="text-align: center; font-size: 1.2em;"><b>\$12,368,350</b></p>	

#### TYPE OF VEHICLES STOLEN

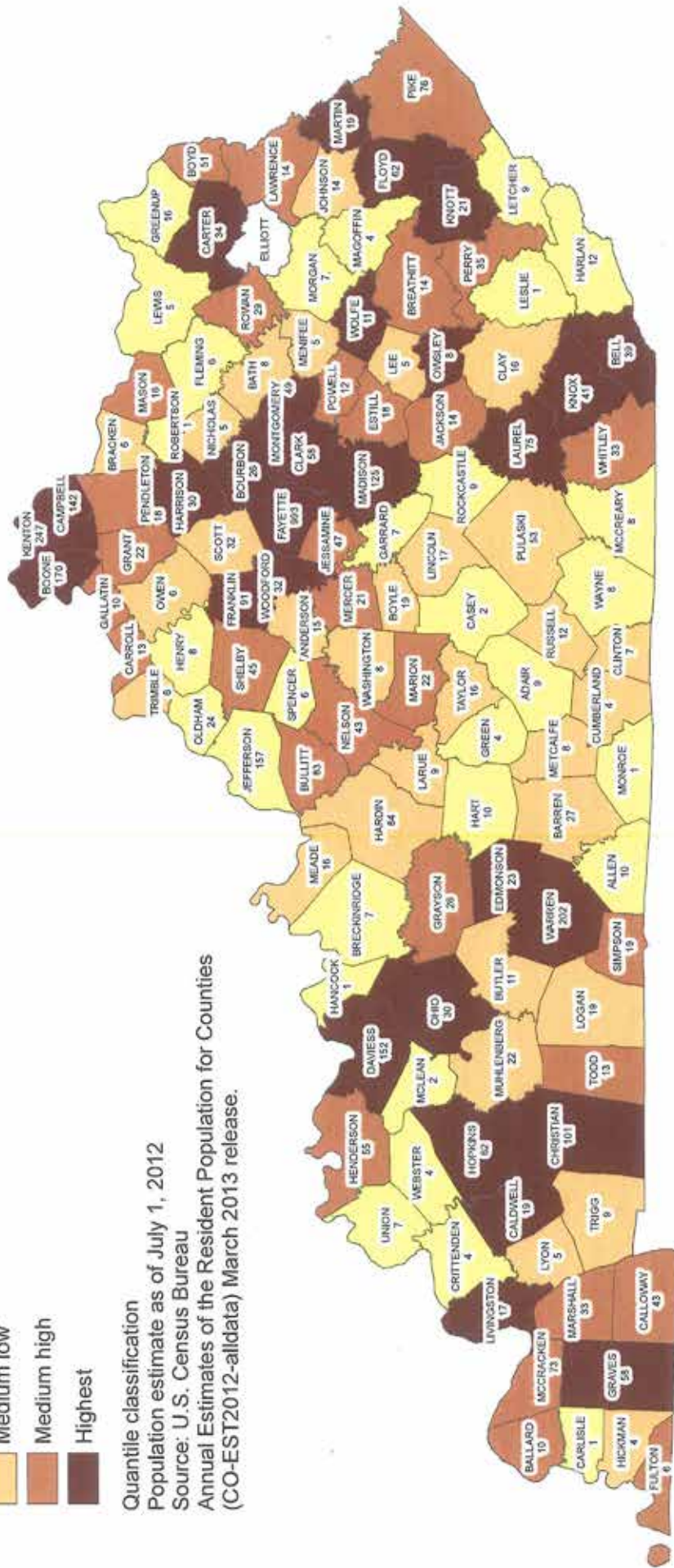


\* Definitions acquired from the U.S. Department of Justice publication: August 2000 National Incident Based Reporting System-Volume 1

**Per capita rate ranking**

- No offenses reported
- Lowest
- Medium low
- Medium high
- Highest

Quantile classification  
Population estimate as of July 1, 2012  
Source: U.S. Census Bureau  
Annual Estimates of the Resident Population for Counties  
(CO-EST2012-aldata) March 2013 release.



Year 2012

**Motor Vehicle Theft Offenses by County**

## PORNOGRAPHY / OBSCENE MATERIAL

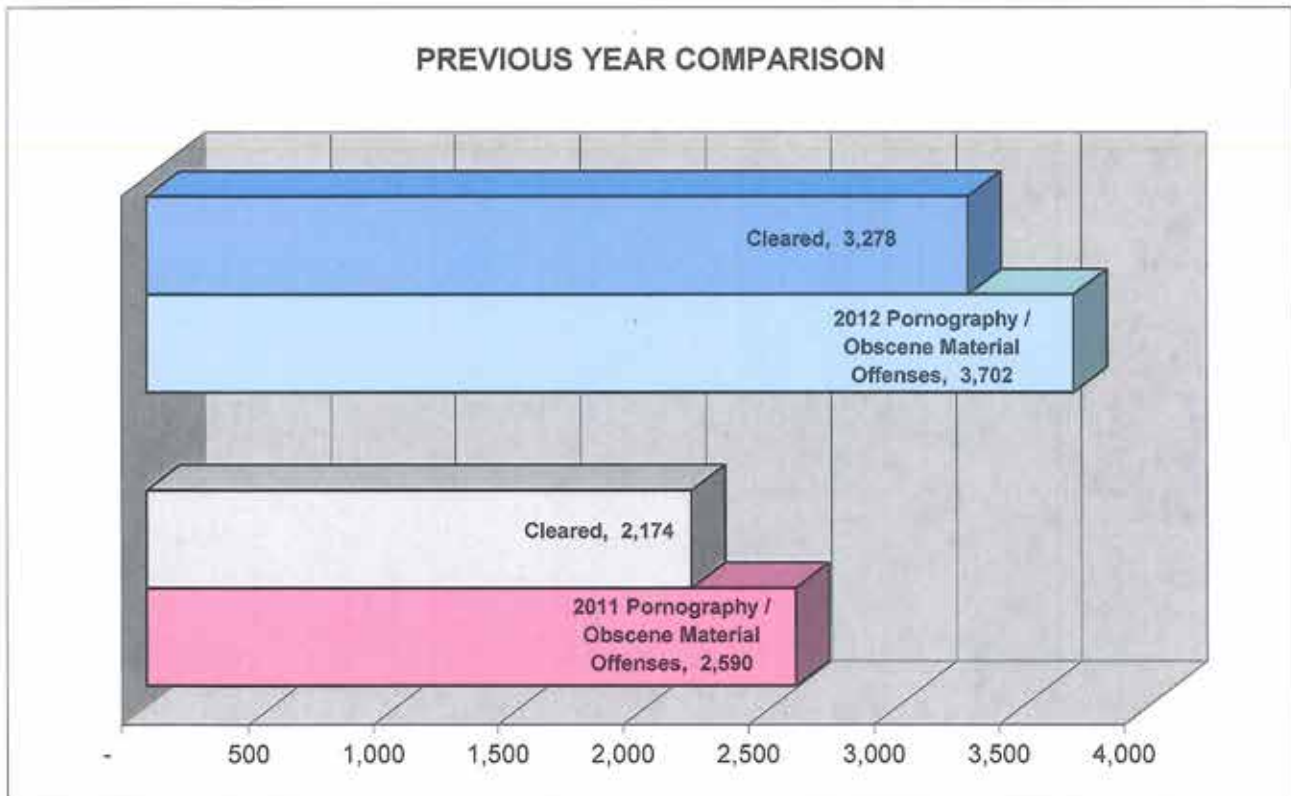
### DEFINITION

The violation of laws or ordinances prohibiting the manufacture, publishing, sale, purchase, or possession of sexually explicit material, e.g., literature or photographs.

NUMBER OF PORNOGRAPHY / OBSCENE MATERIAL OFFENSES	CLEARED	CLEARANCE RATE
3,702	3,278	89%

**PORNOGRAPHY / OBSCENE MATERIAL OFFENSES  
WERE COMMITTED EVERY 2 HOURS AND 21 MINUTES**

### PREVIOUS YEAR COMPARISON



\* Definitions acquired from the U.S. Department of Justice publication: August 2000 National Incident Based Reporting System-Volume 1



# PROSTITUTION

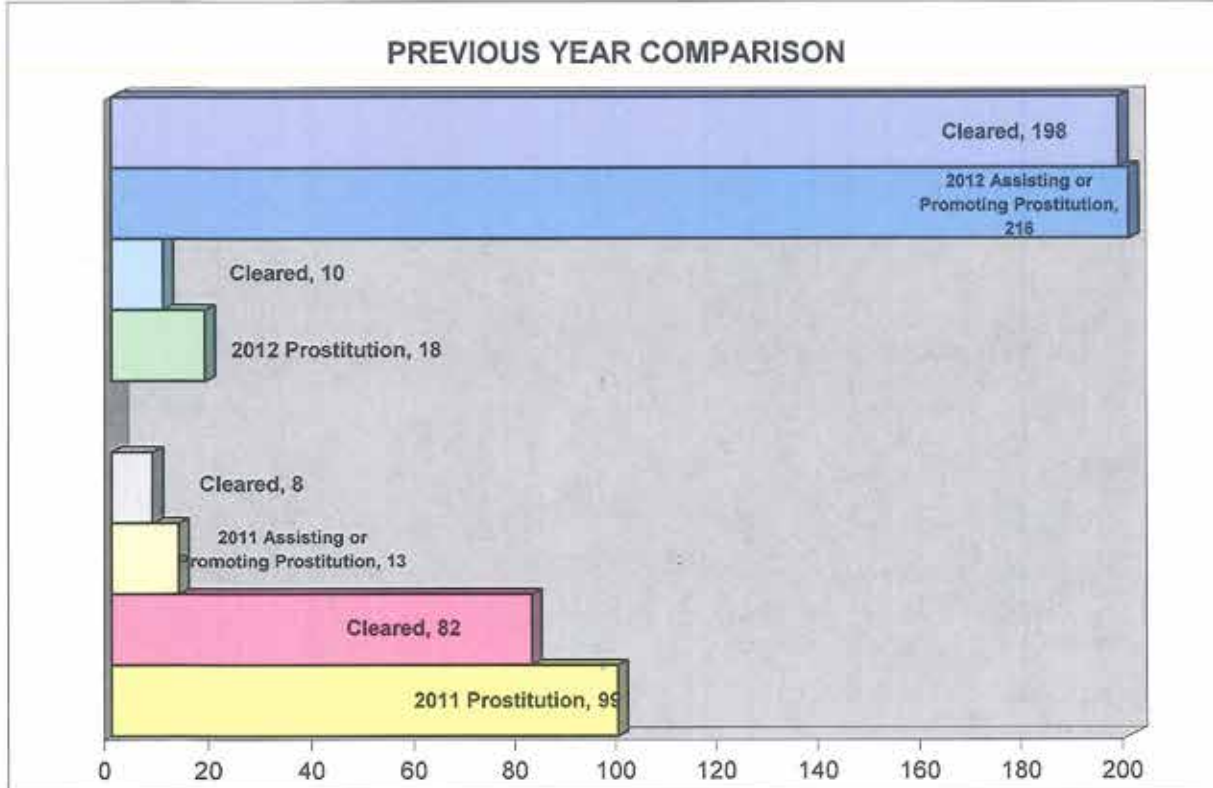
## DEFINITION

To unlawfully engage in or promote sexual activities for profit.

NUMBER OF PROSTITUTION OFFENSES	CLEARED	CLEARANCE RATE
234	208	89%

**PROSTITUTION OFFENSES WERE COMMITTED EVERY 37 HOURS AND 26 MINUTES**

BREAKDOWN	# OF OFFENSES	# CLEARED	CLEARANCE RATE
PROSTITUTION	18	10	56%
ASSISTING OR PROMOTING PROSTITUTION	216	198	92%



\* Definitions acquired from the U.S. Department of Justice publication: August 2000 National Incident Based Reporting System-Volume 1

**Per capita rate ranking**

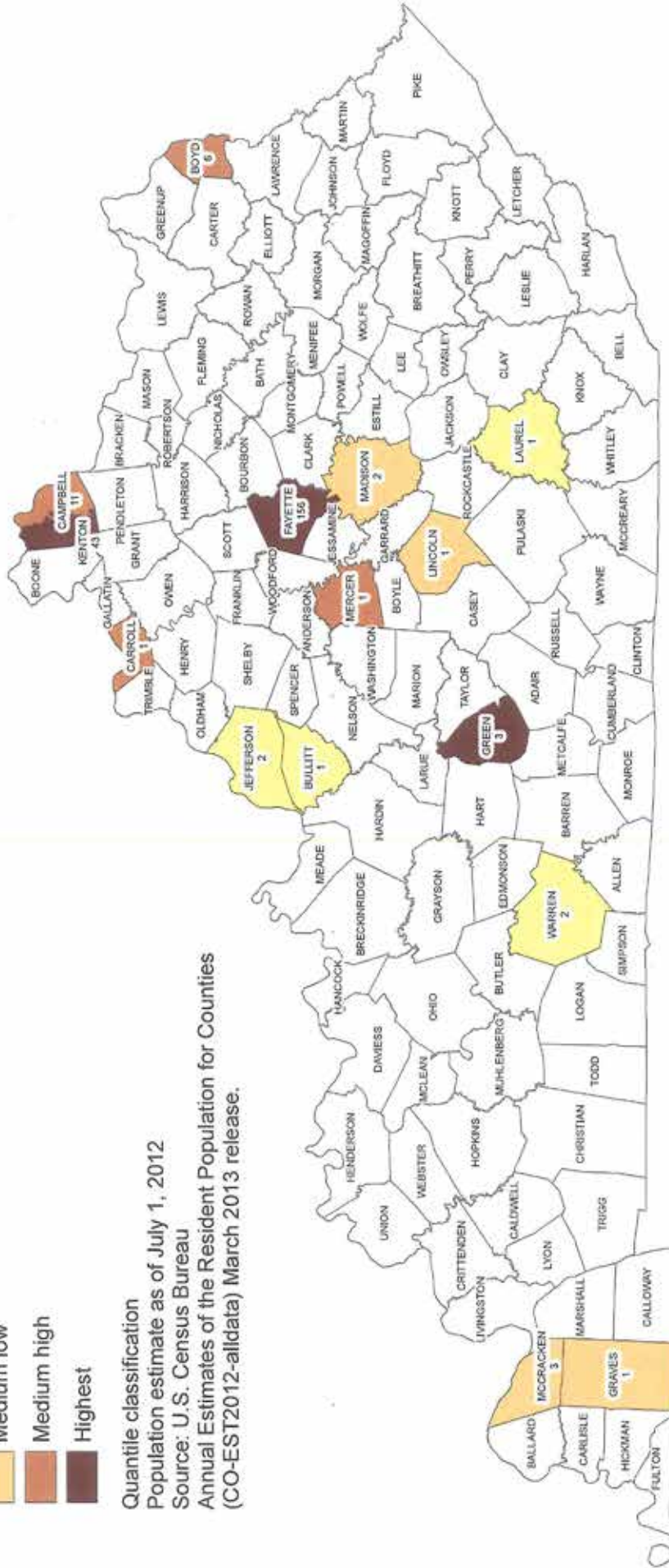


**Quantile classification**

Population estimate as of July 1, 2012

Source: U.S. Census Bureau

Annual Estimates of the Resident Population for Counties  
 (CO-EST2012-aldata) March 2013 release.



Year 2012

**Prostitution Offenses by County**

## ROBBERY

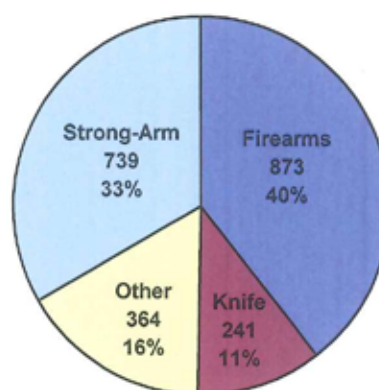
### DEFINITION

The taking or attempting to take anything of value under confrontational circumstances from the control, custody, or care of another person by force or threat of force or violence and/or by putting the victim in fear of immediate harm.

NUMBER OF ROBBERIES	CLEARED	CLEARANCE RATE
2,149	681	32%

Robbery is considered to be a serious crime because the element of fear and personal confrontation with a weapon or strong-arm tactic is always present. The 31% clearance rate for robbery is higher than other crimes motivated by the theft of property, but low in comparison to murder and assault in which the element of personal confrontation is also present. This is attributed to the fact that the perpetrator usually conceals his personal identity from the victim.

**WEAPONS USED IN ROBBERY**



**ROBBERY WAS COMMITTED EVERY 4 HOURS AND 4 MINUTES**

**ROBBERY - PLACE OF OCCURRENCE**

CLASSIFICATION	NUMBER OF OFFENSES	PERCENT OF DISTRIBUTION	TOTAL VALUE	AVERAGE VALUE
Highway	462	21.5%	\$ 217,593.92	\$ 470.98
Commercial / Office	7	0.3%	\$ 12,627.56	\$ 1,803.94
Gas-Service Station	0	0.0%	\$ 0.00	-
Chain Store	155	7.2%	\$ 59,531.50	\$ 384.07
Residence	262	12.2%	\$ 215,878.50	\$ 823.96
Bank	65	3.0%	\$ 580,111.47	\$ 8,924.79
Miscellaneous	1,198	55.7%	\$ 1,045,407.79	\$ 872.63
<b>TOTAL</b>	<b>2149</b>	<b>100.0%</b>	<b>\$ 2,131,150.74</b>	<b>\$ 13,280.38</b>

Robbery classifications denote the type of robbery reported. Highway robberies occur on any roadway, whether it is a highway, county road, or city street. Commercial house robberies are those perpetrated in hotels, motels, restaurants, and like businesses. Chain store robberies include convenience type stores, groceries, and like businesses. Residences include homes, apartments, and other dwellings.

\* Definitions acquired from the U.S. Department of Justice publication: August 2000 National Incident Based Reporting System-Volume 1





## SEX OFFENSES (FORCIBLE)

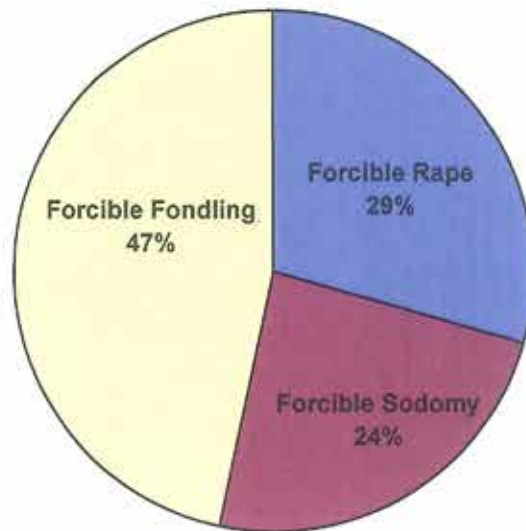
### DEFINITION

Any sexual act directed against another person, forcibly and/or against that person's will or not forcibly or against the person's will in instances where the victim is incapable of giving consent.

NUMBER OF FORCIBLE SEX OFFENSES	CLEARED	CLEARANCE RATE
5,468	2,794	51%

**FORCIBLE SEX OFFENSES WERE  
COMMITTED EVERY 1 HOUR AND 36 MINUTES**

BREAKDOWN	# OF OFFENSES	# CLEARED	CLEARANCE RATE
FORCIBLE RAPE	1,611	707	44%
FORCIBLE SODOMY	1,310	808	62%
FORCIBLE FONDLING	2,547	1,279	50%



\* Definitions acquired from the U.S. Department of Justice publication: August 2000 National Incident Based Reporting System-Volume 1



## SEX OFFENSES (NON-FORCIBLE)

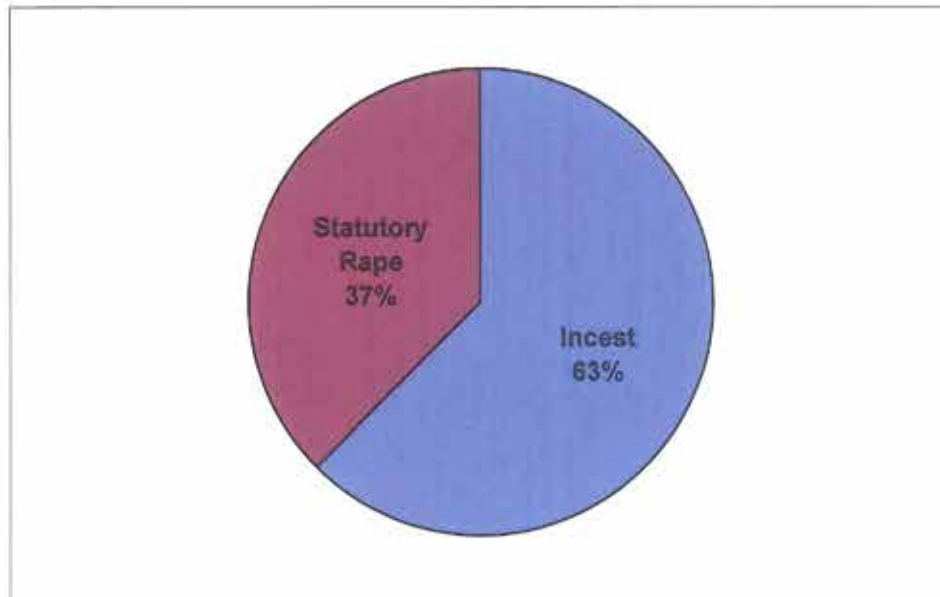
### DEFINITION

Unlawful, nonforcible sexual intercourse.

NUMBER OF NON-FORCIBLE SEX OFFENSES	CLEARED	CLEARANCE RATE
385	252	65%

**NON-FORCIBLE SEX OFFENSES WERE  
COMMITTED EVERY 22 HOURS AND 45 MINUTES**

BREAKDOWN	# OF OFFENSES	# CLEARED	CLEARANCE RATE
INCEST	241	181	75%
STATUTORY RAPE	144	71	49%



\* Definitions acquired from the U.S. Department of Justice publication: August 2000 National Incident Based Reporting System-Volume 1



## STOLEN PROPERTY

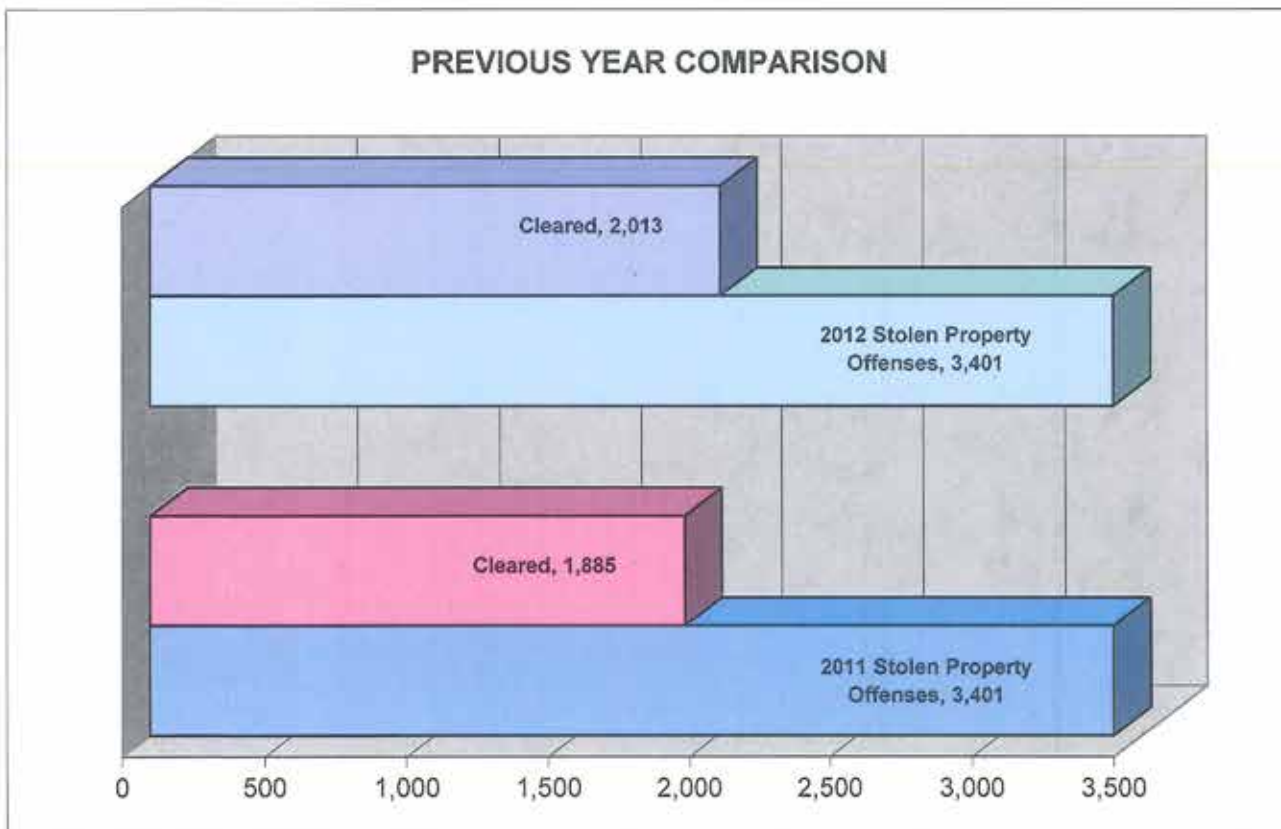
### DEFINITION

Receiving, buying, selling, possessing, concealing, or transporting any property with the knowledge that it has been unlawfully taken, as by Burglary, Embezzlement, Fraud, Larceny, Robbery, etc.

NUMBER OF STOLEN PROPERTY OFFENSES	CLEARED	CLEARANCE RATE
3,401	2,013	59%

**STOLEN PROPERTY OFFENSES WERE  
COMMITTED EVERY 2 HOURS AND 34 MINUTES**

### PREVIOUS YEAR COMPARISON



\* Definitions acquired from the U.S. Department of Justice publication: August 2000 National Incident Based Reporting System-Volume 1



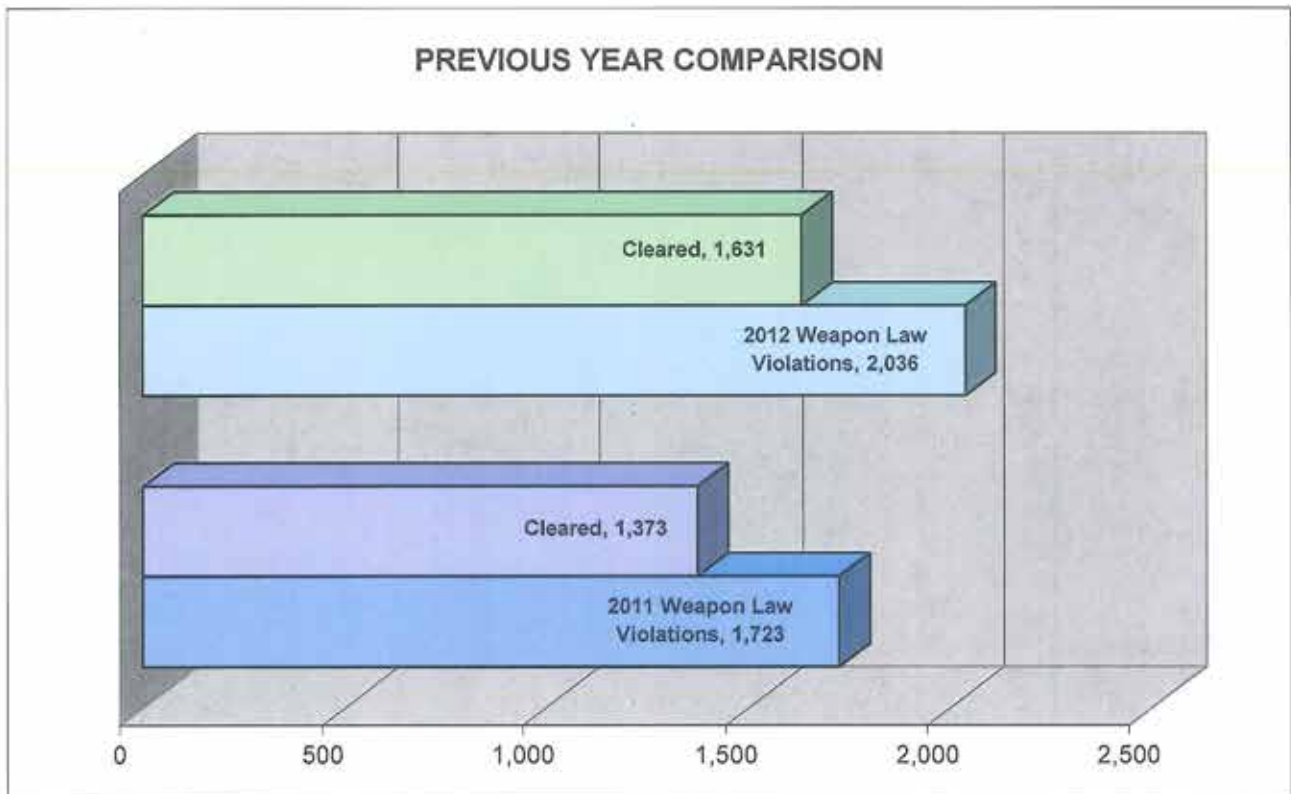
## WEAPON LAW VIOLATIONS

### DEFINITION

The violation of laws or ordinances prohibiting the manufacture, sale, purchase, transportation, possession, concealment, or use of firearms, cutting instruments, explosives, incendiary devices, or other deadly weapons.

NUMBER OF WEAPON LAW VIOLATIONS	CLEARED	CLEARANCE RATE
2,036	1,631	80%

**WEAPON LAW VIOLATIONS WERE  
COMMITTED EVERY 4 HOURS AND 18 MINUTES**



\* Definitions acquired from the U.S. Department of Justice publication: August 2000 National Incident Based Reporting System-Volume 1







**OFFENSES  
BY COUNTY  
AND AGENCY  
REPORTED  
AND CLEARED**

## Adair County

A CRIME IS COMMITTED IN ADAIR COUNTY  
EVERY 16 HOURS AND 13 MINUTES

### FULL TIME SWORN LAW ENFORCEMENT EMPLOYEES

Agency	Male	Female	Total
STATE POLICE	17	0	17
ADAIR COUNTY SHERIFF'S OFFICE	6	0	6
COLUMBIA POLICE DEPARTMENT	11	0	11
ALL OTHER AGENCIES	0	0	0

\*\*Kentucky State Police Troopers may be assigned to multiple counties per post.



County Seat: Columbia  
Population: 18,675  
Registered Sex Offenders: 31

**ADAIR  
COUNTY**

Group A Offenses By Category	State Police		Sheriff		Columbia PD		All Other Agencies		Total	
	Offenses		Offenses		Offenses		Offenses		Offenses	
	Reported	Cleared	Reported	Cleared	Reported	Cleared	Reported	Cleared	Reported	Cleared
Arson	4	1	0	0	0	0	0	0	4	1
Assault Offenses	49	46	15	11	6	4	0	0	70	61
Bribery	2	2	0	0	0	0	0	0	2	2
Burglary/Breaking and Entering	26	1	19	10	21	0	0	0	66	11
Counterfeiting/Forgery	17	9	1	1	2	1	0	0	20	11
Destruction/Damage/Vandalism Of Property	10	3	10	5	10	3	0	0	30	11
Drug/Narcotic Offenses	89	63	19	17	91	78	0	0	199	158
Embezzlement	0	0	0	0	0	0	0	0	0	0
Extortion/Blackmail	0	0	0	0	0	0	0	0	0	0
Fraud Offenses	6	2	2	2	6	2	0	0	14	6
Gambling Offenses	0	0	0	0	0	0	0	0	0	0
Homicide Offenses	1	1	0	0	0	0	0	0	1	1
Kidnapping/Abduction	1	1	1	0	1	0	0	0	3	1
Larceny/Theft Offenses	22	5	18	5	35	15	0	0	75	25
Motor Vehicle Theft	3	0	2	1	4	1	0	0	9	2
Pornography/Obscene Material	2	2	0	0	0	0	0	0	2	2
Prostitution Offenses	0	0	0	0	0	0	0	0	0	0
Robbery	0	0	2	1	3	0	0	0	5	1
Sex Offenses, Forcible	19	9	0	0	3	0	0	0	22	9
Sex Offenses, Nonforcible	1	0	0	0	0	0	0	0	1	0
Stolen Property Offenses (Receiving, etc.)	8	2	1	0	6	6	0	0	15	8
Weapon Law Violations	2	2	0	0	0	0	0	0	2	2
<b>Total</b>	<b>262</b>	<b>149</b>	<b>90</b>	<b>53</b>	<b>188</b>	<b>110</b>	<b>0</b>	<b>0</b>	<b>540</b>	<b>312</b>

## Allen County

A CRIME IS COMMITTED IN ALLEN COUNTY  
EVERY 10 HOURS AND 8 MINUTES

### FULL TIME SWORN LAW ENFORCEMENT EMPLOYEES

Agency	Male	Female	Total
STATE POLICE	2	0	2
ALLEN COUNTY SHERIFF'S OFFICE	15	0	15
SCOTTSVILLE POLICE DEPARTMENT	13	0	13
ALL OTHER AGENCIES	0	0	0

\*\*Kentucky State Police Troopers may be assigned to multiple counties per post.



County Seat: Scottsville  
Population: 20,210  
Registered Sex Offenders: 34

**ALLEN  
COUNTY**

Group A Offenses By Category	State Police			Sheriff			Scottsville PD			All Other Agencies			Total		
	Offenses			Offenses			Offenses			Offenses			Offenses		
	Reported	Cleared		Reported	Cleared		Reported	Cleared		Reported	Cleared		Reported	Cleared	
Arson	1	0		0	0		0	0		0	0		0	0	
Assault Offenses	8	7		25	9		3	3		0	0		36	19	
Bribery	0	0		0	0		0	0		0	0		0	0	
Burglary/Breaking and Entering	2	0		44	6		15	2		0	0		61	8	
Counterfeiting/Forgery	3	0		0	0		1	1		0	0		4	1	
Destruction/Damage/Vandalism Of Property	0	0		14	4		3	1		0	0		17	5	
Drug/Narcotic Offenses	16	11		521	493		84	28		0	0		621	532	
Embezzlement	0	0		0	0		0	0		0	0		0	0	
Extortion/Blackmail	0	0		0	0		0	0		0	0		0	0	
Fraud Offenses	10	10		1	0		0	0		0	0		11	10	
Gambling Offenses	0	0		0	0		0	0		0	0		0	0	
Homicide Offenses	2	2		0	0		0	0		0	0		2	2	
Kidnapping/Abduction	2	1		0	0		1	1		0	0		3	2	
Larceny/Theft Offenses	2	0		58	5		11	2		1	1		72	8	
Motor Vehicle Theft	1	1		9	0		0	0		0	0		10	1	
Pornography/Obscene Material	0	0		0	0		0	0		0	0		0	0	
Prostitution Offenses	0	0		0	0		0	0		0	0		0	0	
Robbery	2	1		1	0		1	1		0	0		4	2	
Sex Offenses, Forcible	3	0		1	1		0	0		0	0		4	1	
Sex Offenses, Nonforcible	0	0		0	0		0	0		0	0		0	0	
Stolen Property Offenses (Receiving, etc.)	1	0		3	2		4	2		0	0		8	4	
Weapon Law Violations	3	0		5	5		2	2		0	0		10	7	
<b>Total</b>	<b>56</b>	<b>33</b>		<b>682</b>	<b>525</b>		<b>125</b>	<b>43</b>		<b>0</b>	<b>0</b>		<b>864</b>	<b>602</b>	

## Anderson County

A CRIME IS COMMITTED IN ANDERSON COUNTY  
EVERY 11 HOURS AND 35 MINUTES

### FULL TIME SWORN LAW ENFORCEMENT EMPLOYEES

Agency	Male	Female	Total
STATE POLICE	5	0	5
ANDERSON COUNTY SHERIFF'S OFFICE	15	0	15
LAWRENCEBURG POLICE DEPARTMENT	14	0	14
ALL OTHER AGENCIES	0	0	0

\*\*Kentucky State Police Troopers may be assigned to multiple counties per post.



County Seat: Lawrenceburg  
Population: 21,728  
Registered Sex Offenders: 31

**ANDERSON  
COUNTY**

Group A Offenses By Category	State Police		Sheriff		Lawrenceburg PD		All Other Agencies		Total	
	Reported	Cleared	Reported	Cleared	Reported	Cleared	Reported	Cleared	Reported	Cleared
Arson	5	0	0	0	0	0	0	0	5	0
Assault Offenses	12	7	23	5	82	76	0	0	117	88
Bribery	0	0	0	0	1	1	0	0	1	1
Burglary/Breaking and Entering	15	5	18	2	30	17	0	0	63	24
Counterfeiting/Forgery	0	0	10	0	55	48	0	0	65	48
Destruction/Damage/Vandalism Of Property	5	4	6	0	9	4	0	0	20	8
Drug/Narcotic Offenses	31	20	87	70	137	121	0	0	255	211
Embezzlement	0	0	0	0	0	0	0	0	0	0
Extortion/Blackmail	0	0	0	0	0	0	0	0	0	0
Fraud Offenses	10	8	1	0	10	6	0	0	21	14
Gambling Offenses	0	0	0	0	0	0	0	0	0	0
Homicide Offenses	1	1	0	0	0	0	0	0	1	1
Kidnapping/Abduction	1	0	1	1	4	4	0	0	6	5
Larceny/Theft Offenses	27	13	25	4	83	49	0	0	135	66
Motor Vehicle Theft	6	1	3	0	6	1	0	0	15	2
Pornography/Obscene Material	0	0	0	0	1	0	1	1	2	1
Prostitution Offenses	0	0	0	0	0	0	0	0	0	0
Robbery	0	0	1	0	1	0	0	0	2	0
Sex Offenses, Forcible	13	4	4	1	5	2	0	0	22	7
Sex Offenses, Nonforcible	4	3	1	0	0	0	0	0	5	3
Stolen Property Offenses (Receiving, etc.)	4	1	2	0	12	7	0	0	18	8
Weapon Law Violations	0	0	1	0	2	1	0	0	3	1
<b>Total</b>	<b>134</b>	<b>67</b>	<b>183</b>	<b>83</b>	<b>438</b>	<b>337</b>	<b>1</b>	<b>1</b>	<b>756</b>	<b>488</b>



## Ballard County

A CRIME IS COMMITTED IN BALLARD COUNTY  
EVERY 18 HOURS AND 3 MINUTES

### FULL TIME SWORN LAW ENFORCEMENT EMPLOYEES

Agency	Male	Female	Total
STATE POLICE	2	0	2
BALLARD COUNTY SHERIFF'S OFFICE	11	1	12
LACENTER POLICE DEPARTMENT	1	0	1
ALL OTHER AGENCIES	0	0	0

\*\*Kentucky State Police Troopers may be assigned to multiple counties per post.



County Seat: Wickliffe  
Population: 8,333  
Registered Sex Offenders: 10

**BALLARD  
COUNTY**

Group A Offenses By Category	State Police		Sheriff		LaCenter PD		All Other Agencies		Total	
	Offenses		Offenses		Offenses		Offenses		Offenses	
	Reported	Cleared	Reported	Cleared	Reported	Cleared	Reported	Cleared	Reported	Cleared
Arson	0	0	3	1	0	0	0	0	3	1
Assault Offenses	3	3	72	38	2	2	0	0	77	43
Bribery	0	0	0	0	0	0	0	0	0	0
Burglary/Breaking and Entering	0	0	42	5	0	0	0	0	42	5
Counterfeiting/Forgery	0	0	5	4	0	0	0	0	5	4
Destruction/Damage/Vandalism Of Property	0	0	38	11	1	1	0	0	39	12
Drug/Narcotic Offenses	19	15	83	67	0	0	1	1	103	83
Embezzlement	0	0	0	0	0	0	0	0	0	0
Extortion/Blackmail	0	0	0	0	0	0	0	0	0	0
Fraud Offenses	0	0	15	1	0	0	0	0	15	1
Gambling Offenses	0	0	0	0	0	0	0	0	0	0
Homicide Offenses	0	0	0	0	0	0	0	0	0	0
Kidnapping/Abduction	0	0	3	1	0	0	0	0	3	1
Larceny/Theft Offenses	1	1	153	52	6	1	0	0	160	54
Motor Vehicle Theft	0	0	10	5	0	0	0	0	10	5
Pornography/Obscene Material	0	0	0	0	0	0	0	0	0	0
Prostitution Offenses	0	0	0	0	0	0	0	0	0	0
Robbery	0	0	0	0	0	0	0	0	0	0
Sex Offenses, Forcible	4	1	6	3	0	0	0	0	10	4
Sex Offenses, Nonforcible	0	0	0	0	0	0	0	0	0	0
Stolen Property Offenses (Receiving, etc.)	0	0	4	2	0	0	0	0	4	2
Weapon Law Violations	5	5	9	4	0	0	0	0	14	9
<b>Total</b>	<b>32</b>	<b>25</b>	<b>443</b>	<b>194</b>	<b>9</b>	<b>4</b>	<b>1</b>	<b>1</b>	<b>485</b>	<b>224</b>

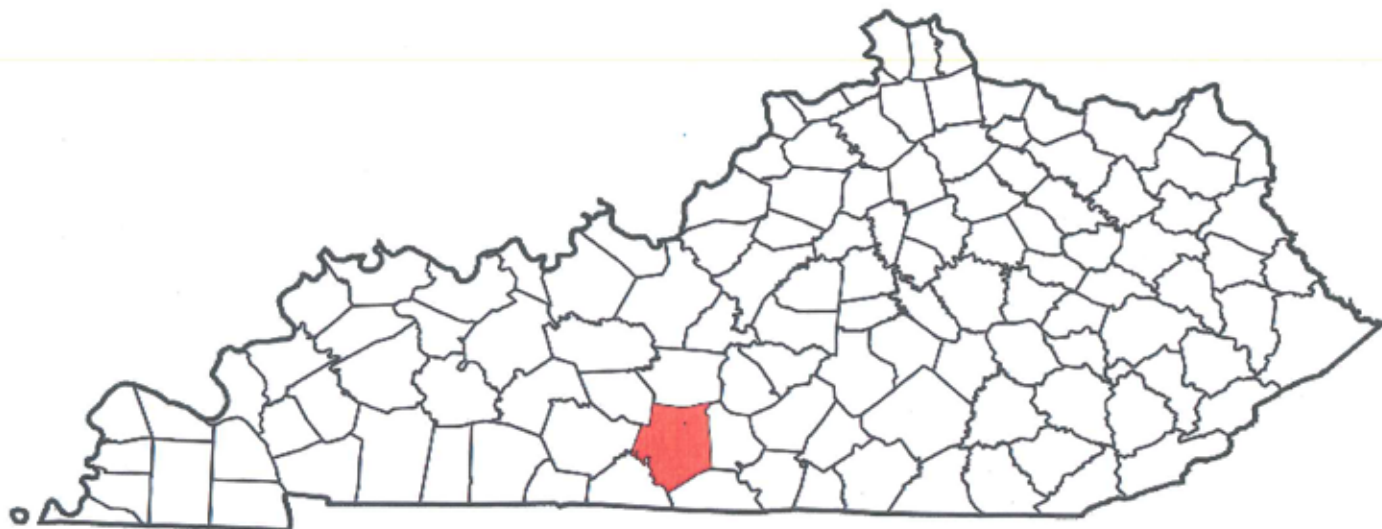
## Barren County

A CRIME IS COMMITTED IN BARREN COUNTY  
EVERY 4 HOURS AND 56 MINUTES

### FULL TIME SWORN LAW ENFORCEMENT EMPLOYEES

Agency	Male	Female	Total
STATE POLICE	6	0	6
BARREN COUNTY SHERIFF'S OFFICE	18	2	20
BARREN COUNTY DRUG TASK FORCE	6	1	7
CAVE CITY POLICE DEPARTMENT	6	0	6
GLASGOW POLICE DEPARTMENT	28	3	31
PARK CITY POLICE DEPARTMENT	1	0	1
ALL OTHER AGENCIES	0	0	0

\*\*Kentucky State Police Troopers may be assigned to multiple counties per post.



County Seat: Glasgow  
Population: 42,631  
Registered Sex Offenders: 58

**BARREN  
COUNTY**

Group A Offenses By Category	State Police		Sheriff		Barren Co. Drug TF		Cave City PD		Glasgow PD		
	Offenses		Offenses		Offenses		Offenses		Offenses		
	Reported	Cleared	Reported	Cleared	Reported	Cleared	Reported	Cleared	Reported	Cleared	
Arson	1	0	0	0	0	0	0	0	0	3	1
Assault Offenses	21	17	15	5	3	3	14	7	229	96	0
Bribery	0	0	0	0	0	0	0	0	0	0	0
Burglary/Breaking and Entering	8	2	39	2	0	0	19	9	70	9	0
Counterfeiting/Forgery	0	0	44	1	0	0	4	0	20	5	0
Destruction/Damage/Vandalism Of Property	6	2	19	3	0	0	7	0	120	12	0
Drug/Narcotic Offenses	22	16	7	3	160	77	7	1	257	220	0
Embezzlement	0	0	0	0	0	0	0	0	0	0	0
Extortion/Blackmail	0	0	0	0	0	0	0	0	0	0	0
Fraud Offenses	4	1	6	0	3	2	6	3	34	6	0
Gambling Offenses	0	0	0	0	0	0	0	0	0	0	0
Homicide Offenses	1	0	0	0	0	0	0	0	0	0	0
Kidnapping/Abduction	0	0	0	0	0	0	0	0	1	1	0
Larceny/Theft Offenses	14	1	48	4	0	0	32	4	318	100	0
Motor Vehicle Theft	3	3	8	2	0	0	5	0	11	3	0
Pornography/Obscene Material	9	0	0	0	0	0	0	0	5	1	0
Prostitution Offenses	0	0	0	0	0	0	0	0	0	0	0
Robbery	0	0	0	0	0	0	0	0	5	2	0
Sex Offenses, Forcible	56	51	4	0	0	0	3	0	46	1	0
Sex Offenses, Nonforcible	1	1	0	0	0	0	0	0	2	0	0
Stolen Property Offenses (Receiving, etc.)	1	1	5	0	0	0	1	0	16	11	0
Weapon Law Violations	3	3	0	0	3	2	2	0	14	13	0
<b>Total</b>	<b>150</b>	<b>98</b>	<b>195</b>	<b>20</b>	<b>169</b>	<b>84</b>	<b>100</b>	<b>24</b>	<b>1151</b>	<b>481</b>	<b>0</b>

**BARREN  
COUNTY**

Group A Offenses By Category	Park City Police Dept		All Other Agencies		-		-		Total	
	Offenses		Offenses		Offenses		Offenses		Offenses	
	Reported	Cleared	Reported	Cleared	Reported	Cleared	Reported	Cleared	Reported	Cleared
Arson	0	0	0	0					4	1
Assault Offenses	0	0	0	0					282	128
Bribery	0	0	0	0					0	0
Burglary/Breaking and Entering	0	0	0	0					136	22
Counterfeiting/Forgery	0	0	0	0					68	6
Destruction/Damage/Vandalism Of Property	0	0	0	0					152	17
Drug/Narcotic Offenses	0	0	3	3					456	320
Embezzlement	0	0	0	0					0	0
Extortion/Blackmail	0	0	0	0					0	0
Fraud Offenses	0	0	2	0					55	12
Gambling Offenses	0	0	0	0					0	0
Homicide Offenses	0	0	0	0					1	0
Kidnapping/Abduction	0	0	0	0					1	1
Larceny/Theft Offenses	0	0	0	0					412	109
Motor Vehicle Theft	0	0	0	0					27	8
Pornography/Obscene Material	0	0	0	0					14	1
Prostitution Offenses	0	0	0	0					0	0
Robbery	0	0	0	0					5	2
Sex Offenses, Forcible	0	0	0	0					109	52
Sex Offenses, Nonforcible	0	0	0	0					3	1
Stolen Property Offenses (Receiving, etc.)	0	0	0	0					23	12
Weapon Law Violations	0	0	0	0					22	18
<b>Total</b>	<b>0</b>	<b>0</b>	<b>5</b>	<b>3</b>	<b>0</b>	<b>0</b>	<b>0</b>	<b>0</b>	<b>1770</b>	<b>710</b>

## Bath County

A CRIME IS COMMITTED IN BATH COUNTY  
EVERY 31 HOURS AND 44 MINUTES

### FULL TIME SWORN LAW ENFORCEMENT EMPLOYEES

Agency	Male	Female	Total
STATE POLICE	7	0	7
BATH COUNTY SHERIFF'S OFFICE	3	0	3
OWINGSVILLE POLICE DEPARTMENT	5	0	5
ALL OTHER AGENCIES	0	0	0

\*\*Kentucky State Police Troopers may be assigned to multiple counties per post.



County Seat: Owingsville  
Population: 11,802  
Registered Sex Offenders: 32

**BATH  
COUNTY**

Group A Offenses By Category	State Police		Sheriff		Owingsville PD		All Other Agencies		Total	
	Offenses		Offenses		Offenses		Offenses		Offenses	
	Reported	Cleared	Reported	Cleared	Reported	Cleared	Reported	Cleared	Reported	Cleared
Arson	1	0	0	0	0	0	0	0	1	0
Assault Offenses	28	25	0	0	14	12	0	0	42	37
Bribery	0	0	0	0	0	0	0	0	0	0
Burglary/Breaking and Entering	21	6	0	0	7	3	0	0	28	9
Counterfeiting/Forgery	16	5	0	0	3	2	0	0	19	7
Destruction/Damage/Vandalism Of Property	8	8	0	0	8	3	0	0	16	11
Drug/Narcotic Offenses	67	38	0	0	21	21	0	0	88	59
Embezzlement	0	0	0	0	0	0	0	0	0	0
Extortion/Blackmail	0	0	0	0	0	0	0	0	0	0
Fraud Offenses	0	0	0	0	0	0	1	1	1	1
Gambling Offenses	0	0	0	0	0	0	0	0	0	0
Homicide Offenses	1	1	0	0	0	0	0	0	1	1
Kidnapping/Abduction	1	1	0	0	0	0	0	0	1	1
Larceny/Theft Offenses	23	13	0	0	26	16	0	0	49	29
Motor Vehicle Theft	8	4	0	0	0	0	0	0	8	4
Pornography/Obscene Material	0	0	0	0	0	0	0	0	0	0
Prostitution Offenses	0	0	0	0	0	0	0	0	0	0
Robbery	2	0	0	0	0	0	0	0	2	0
Sex Offenses, Forcible	6	1	0	0	1	0	0	0	7	1
Sex Offenses, Nonforcible	0	0	0	0	0	0	0	0	0	0
Stolen Property Offenses (Receiving, etc.)	6	5	0	0	2	2	0	0	8	7
Weapon Law Violations	4	4	0	0	1	1	0	0	5	5
<b>Total</b>	<b>192</b>	<b>111</b>	<b>0</b>	<b>0</b>	<b>83</b>	<b>60</b>	<b>1</b>	<b>1</b>	<b>276</b>	<b>172</b>

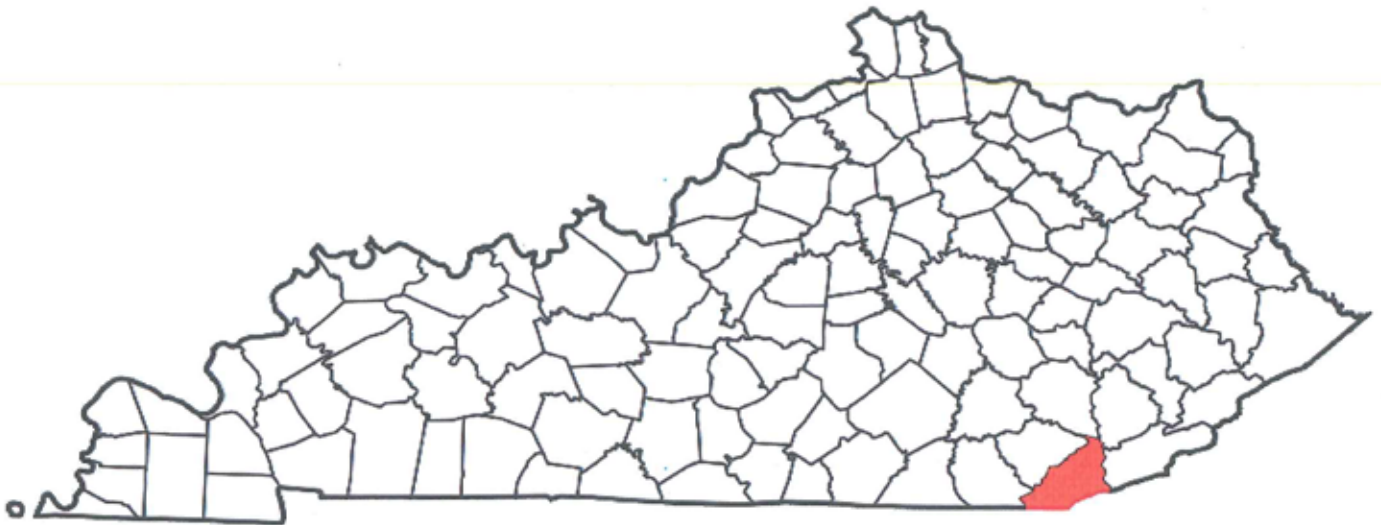
## Bell County

A CRIME IS COMMITTED IN BELL COUNTY  
EVERY 3 HOURS AND 22 MINUTES

### FULL TIME SWORN LAW ENFORCEMENT EMPLOYEES

Agency	Male	Female	Total
STATE POLICE	11	0	11
BELL COUNTY SHERIFF'S OFFICE	13	1	14
MIDDLESBORO POLICE DEPARTMENT	20	0	20
PINEVILLE POLICE DEPARTMENT	9	0	9
ALL OTHER AGENCIES	0	0	0

\*\*Kentucky State Police Troopers may be assigned to multiple counties per post.



County Seat: Pineville  
Population: 28,183  
Registered Sex Offenders: 31



**BELL  
COUNTY**

Group A Offenses By Category	State Police		Sheriff		Middlesboro PD		Pineville PD		All Other Agencies		Total	
	Offenses		Offenses		Offenses		Offenses		Offenses		Offenses	
	Reported	Cleared	Reported	Cleared	Reported	Cleared	Reported	Cleared	Reported	Cleared	Reported	Cleared
Arson	0	0	0	0	1	1	2	0	0	0	3	1
Assault Offenses	31	28	29	10	111	23	10	4	0	0	181	65
Bribery	0	0	0	0	0	0	0	0	0	0	0	0
Burglary/Breaking and Entering	34	10	55	1	90	27	12	4	0	0	191	42
Counterfeiting/Forgery	0	0	0	0	427	195	10	3	0	0	437	198
Destruction/Damage/Vandalism Of Property	17	5	20	0	125	19	12	1	1	1	175	26
Drug/Narcotic Offenses	45	19	10	3	315	296	17	17	32	32	419	367
Embezzlement	0	0	0	0	0	0	0	0	0	0	0	0
Extortion/Blackmail	0	0	0	0	0	0	0	0	0	0	0	0
Fraud Offenses	5	0	1	0	31	11	27	22	2	2	66	35
Gambling Offenses	0	0	0	0	0	0	0	0	0	0	0	0
Homicide Offenses	0	0	0	0	2	2	0	0	0	0	2	2
Kidnapping/Abduction	0	0	0	0	2	1	1	1	0	0	3	2
Larceny/Theft Offenses	44	2	47	2	814	340	61	10	4	4	970	358
Motor Vehicle Theft	1	0	10	2	28	4	0	0	0	0	39	6
Pornography/Obscene Material	0	0	0	0	3	3	0	0	0	0	3	3
Prostitution Offenses	0	0	0	0	0	0	0	0	0	0	0	0
Robbery	9	6	5	0	16	8	0	0	0	0	30	14
Sex Offenses, Forcible	12	6	5	0	7	4	0	0	0	0	24	10
Sex Offenses, Nonforcible	0	0	0	0	0	0	0	0	0	0	0	0
Stolen Property Offenses (Receiving, etc.)	12	10	6	1	22	15	3	1	0	0	43	27
Weapon Law Violations	0	0	1	0	7	6	0	0	1	1	9	7
<b>Total</b>	<b>210</b>	<b>86</b>	<b>189</b>	<b>19</b>	<b>2001</b>	<b>955</b>	<b>155</b>	<b>63</b>	<b>40</b>	<b>40</b>	<b>2595</b>	<b>1163</b>

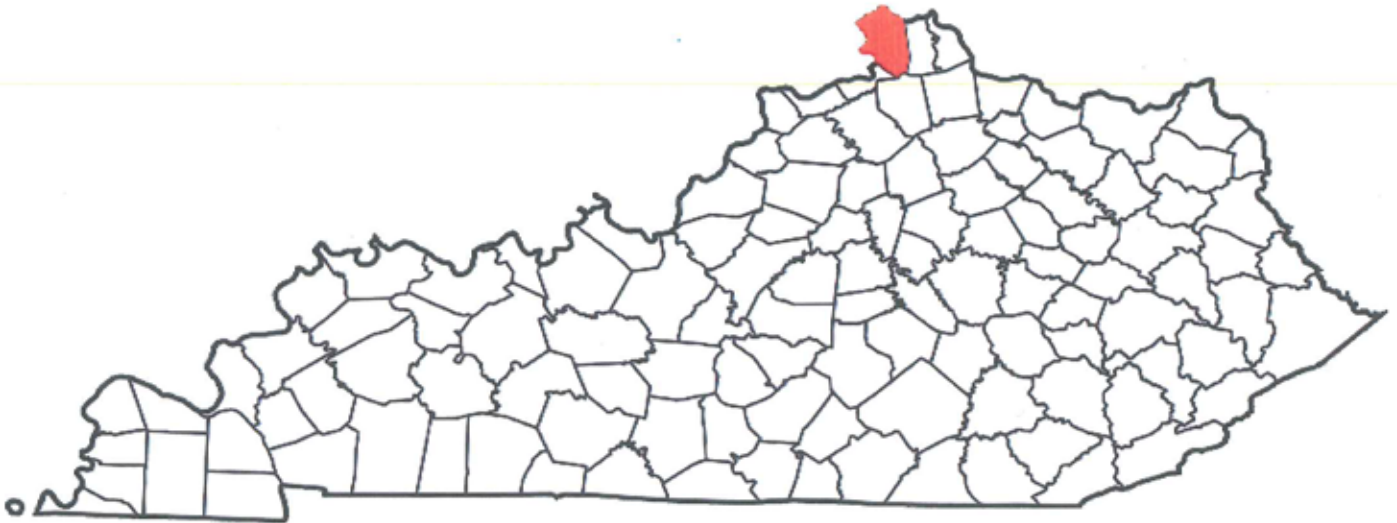
## Boone County

A CRIME IS COMMITTED IN BOONE COUNTY  
EVERY 1 HOUR AND 14 MINUTES

### FULL TIME SWORN LAW ENFORCEMENT EMPLOYEES

Agency	Male	Female	Total
STATE POLICE	1	0	1
BOONE COUNTY SHERIFF'S OFFICE	129	2	131
FLORENCE POLICE DEPARTMENT	57	3	60
CIN - N KY AIRPORT	44	4	48
ALL OTHER AGENCIES	0	0	0

\*\*Kentucky State Police Troopers may be assigned to multiple counties per post.



County Seat: Burlington  
Population: 123,316  
Registered Sex Offenders: 83

**BOONE  
COUNTY**

Group A Offenses By Category	State Police		Sheriff		Florence PD		Cin-N KY Airport PD		All Other Agencies		Total	
	Offenses		Offenses		Offenses		Offenses		Offenses		Offenses	
	Reported	Cleared	Reported	Cleared	Reported	Cleared	Reported	Cleared	Reported	Cleared	Reported	Cleared
Arson	0	0	5	2	8	2	0	0	0	0	13	4
Assault Offenses	1	1	405	257	246	103	5	4	1	1	658	366
Bribery	0	0	1	0	1	0	0	0	0	0	2	0
Burglary/Breaking and Entering	0	0	373	70	200	63	0	0	1	0	574	133
Counterfeiting/Forgery	2	0	82	57	80	56	2	2	1	1	167	116
Destruction/Damage/Vandalism Of Property	0	0	461	105	343	46	6	2	3	0	813	153
Drug/Narcotic Offenses	2	2	451	437	230	216	46	46	73	37	802	738
Embezzlement	0	0	0	0	0	0	0	0	0	0	0	0
Extortion/Blackmail	0	0	1	0	0	0	0	0	0	0	1	0
Fraud Offenses	1	1	201	86	220	92	14	6	8	2	444	187
Gambling Offenses	0	0	0	0	0	0	0	0	0	0	0	0
Homicide Offenses	0	0	2	2	0	0	0	0	0	0	2	2
Kidnapping/Abduction	0	0	9	7	10	8	0	0	0	0	19	15
Larceny/Theft Offenses	0	0	1182	401	1587	775	64	27	0	0	2833	1203
Motor Vehicle Theft	0	0	90	38	76	27	4	3	0	0	170	68
Pornography/Obscene Material	2	1	5	2	2	1	0	0	3	1	12	5
Prostitution Offenses	0	0	0	0	0	0	0	0	0	0	0	0
Robbery	0	0	13	3	49	29	0	0	0	0	62	32
Sex Offenses, Forcible	160	0	95	63	47	34	0	0	0	0	302	97
Sex Offenses, Nonforcible	0	0	2	1	0	0	0	0	0	0	2	1
Stolen Property Offenses (Receiving, etc.)	0	0	70	52	93	72	3	1	0	0	166	125
Weapon Law Violations	1	0	34	31	11	11	5	5	0	0	51	47
<b>Total</b>	<b>169</b>	<b>5</b>	<b>3482</b>	<b>1614</b>	<b>3203</b>	<b>1535</b>	<b>149</b>	<b>96</b>	<b>90</b>	<b>42</b>	<b>7093</b>	<b>3292</b>

## Bourbon County

A CRIME IS COMMITTED IN BOURBON COUNTY  
EVERY 7 HOURS AND 5 MINUTES

### FULL TIME SWORN LAW ENFORCEMENT EMPLOYEES

Agency	Male	Female	Total
STATE POLICE	5	0	5
BOURBON COUNTY SHERIFF'S OFFICE	7	0	7
MILLERSBURG POLICE DEPARTMENT	2	0	2
PARIS POLICE DEPARTMENT	24	1	25
ALL OTHER AGENCIES	0	0	0

\*\*Kentucky State Police Troopers may be assigned to multiple counties per post.



County Seat: Paris  
Population: 19,978  
Registered Sex Offenders: 13

**BOURBON  
COUNTY**

Group A Offenses By Category	State Police		Sheriff		Millersburg PD		Paris PD		All Other Agencies		Total	
	Offenses		Offenses		Offenses		Offenses		Offenses		Offenses	
	Reported	Cleared	Reported	Cleared	Reported	Cleared	Reported	Cleared	Reported	Cleared	Reported	Cleared
Arson	2	0	0	0	0	0	2	1	0	0	4	1
Assault Offenses	32	19	1	0	0	0	184	128	0	0	217	147
Bribery	0	0	0	0	0	0	0	0	0	0	0	0
Burglary/Breaking and Entering	44	8	34	4	0	0	91	28	0	0	169	40
Counterfeiting/Forgery	4	1	3	0	0	0	53	18	0	0	60	19
Destruction/Damage/Vandalism Of Property	11	8	2	0	0	0	90	11	0	0	103	19
Drug/Narcotic Offenses	64	24	0	0	0	0	82	69	0	0	146	93
Embezzlement	0	0	0	0	0	0	0	0	0	0	0	0
Extortion/Blackmail	0	0	0	0	0	0	0	0	0	0	0	0
Fraud Offenses	3	0	50	2	0	0	38	13	0	0	91	15
Gambling Offenses	0	0	0	0	0	0	0	0	0	0	0	0
Homicide Offenses	0	0	0	0	0	0	1	1	0	0	1	1
Kidnapping/Abduction	0	0	0	0	0	0	0	0	0	0	0	0
Larceny/Theft Offenses	28	5	45	9	0	0	267	78	0	0	340	92
Motor Vehicle Theft	3	1	1	0	0	0	22	5	0	0	26	6
Pornography/Obscene Material	0	0	0	0	0	0	0	0	1	1	1	1
Prostitution Offenses	0	0	0	0	0	0	0	0	0	0	0	0
Robbery	0	0	0	0	0	0	5	0	0	0	5	0
Sex Offenses, Forcible	9	1	0	0	0	0	6	2	0	0	15	3
Sex Offenses, Nonforcible	1	0	0	0	0	0	0	0	0	0	1	0
Stolen Property Offenses (Receiving, etc.)	7	7	3	3	0	0	19	14	0	0	29	24
Weapon Law Violations	10	10	2	2	0	0	16	15	0	0	28	27
<b>Total</b>	<b>218</b>	<b>84</b>	<b>141</b>	<b>20</b>	<b>0</b>	<b>0</b>	<b>876</b>	<b>383</b>	<b>1</b>	<b>1</b>	<b>1236</b>	<b>488</b>

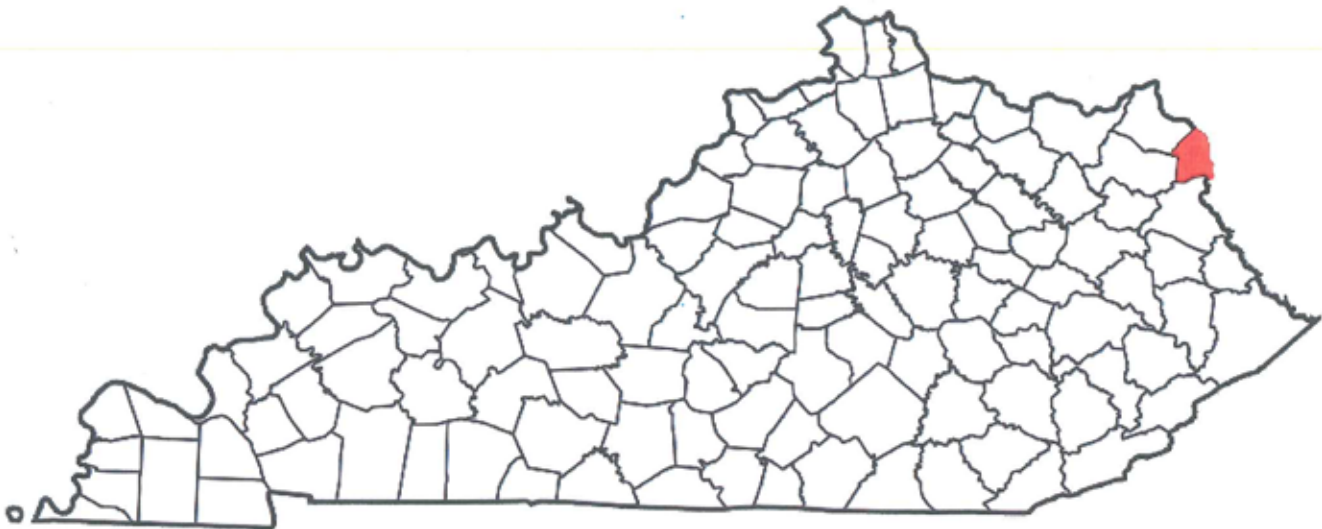
## Boyd County

A CRIME IS COMMITTED IN BOYD COUNTY  
EVERY 2 HOURS AND 28 MINUTES

### FULL TIME SWORN LAW ENFORCEMENT EMPLOYEES

Agency	Male	Female	Total
STATE POLICE	11	0	11
BOYD COUNTY SHERIFF'S OFFICE	28	0	28
ASHLAND POLICE DEPARTMENT	47	1	48
CATLETTSBURG POLICE DEPARTMENT	8	0	8
ALL OTHER AGENCIES	0	0	0

\*\*Kentucky State Police Troopers may be assigned to multiple counties per post.



County Seat: Catlettsburg  
Population: 49,164  
Registered Sex Offenders: 63

**BOYD  
COUNTY**

Group A Offenses By Category	State Police		Sheriff		Ashland PD		Cattlettsburg PD		All Other Agencies		Total	
	Offenses		Offenses		Offenses		Offenses		Offenses		Offenses	
	Reported	Cleared	Reported	Cleared	Reported	Cleared	Reported	Cleared	Reported	Cleared	Reported	Cleared
Arson	1	1	0	0	5	0	0	0	0	0	6	1
Assault Offenses	17	16	137	109	309	201	28	5	0	0	491	331
Bribery	0	0	0	0	2	0	0	0	0	0	2	0
Burglary/Breaking and Entering	13	4	57	36	283	22	14	3	0	0	367	65
Counterfeiting/Forgery	16	7	18	11	102	8	4	1	0	0	140	27
Destruction/Damage/Vandalism Of Property	4	2	38	25	162	25	4	0	0	0	208	52
Drug/Narcotic Offenses	78	25	120	104	220	161	29	25	2	2	449	317
Embezzlement	0	0	0	0	0	0	0	0	0	0	0	0
Extortion/Blackmail	0	0	0	0	0	0	0	0	0	0	0	0
Fraud Offenses	14	4	30	15	114	21	11	0	1	0	170	40
Gambling Offenses	0	0	0	0	0	0	0	0	0	0	0	0
Homicide Offenses	0	0	1	1	0	0	0	0	0	0	1	1
Kidnapping/Abduction	0	0	2	2	7	4	0	0	0	0	9	6
Larceny/Theft Offenses	35	8	145	96	1127	317	33	5	0	0	1340	426
Motor Vehicle Theft	1	0	13	8	36	5	1	1	0	0	51	14
Pornography/Obscene Material	6	5	0	0	51	34	0	0	2	2	59	41
Prostitution Offenses	0	0	0	0	6	5	0	0	0	0	6	5
Robbery	0	0	2	0	31	16	0	0	0	0	33	16
Sex Offenses, Forcible	22	16	4	4	25	11	2	2	0	0	53	33
Sex Offenses, Nonforcible	0	0	0	0	0	0	0	0	0	0	0	0
Stolen Property Offenses (Receiving, etc.)	7	2	46	34	82	32	11	6	0	0	146	74
Weapon Law Violations	0	0	14	13	4	2	1	1	0	0	19	16
<b>Total</b>	<b>214</b>	<b>90</b>	<b>627</b>	<b>458</b>	<b>2566</b>	<b>864</b>	<b>138</b>	<b>49</b>	<b>5</b>	<b>4</b>	<b>3550</b>	<b>1465</b>

## Boyle County

A CRIME IS COMMITTED IN BOYLE COUNTY  
EVERY 5 HOURS AND 6 MINUTES

### FULL TIME SWORN LAW ENFORCEMENT EMPLOYEES

Agency	Male	Female	Total
STATE POLICE	1	0	1
BOYLE COUNTY SHERIFF'S OFFICE	10	0	10
DANVILLE POLICE DEPARTMENT	28	3	31
JUNCTION CITY POLICE DEPARTMENT	3	0	3
ALL OTHER AGENCIES	3	0	3

\*\*Kentucky State Police Troopers may be assigned to multiple counties per post.



County Seat: Danville  
Population: 28,658  
Registered Sex Offenders: 31



**BOYLE  
COUNTY**

Group A Offenses By Category	State Police		Sheriff		Danville PD		Junction City PD		All Other Agencies		Total	
	Offenses		Offenses		Offenses		Offenses		Offenses		Offenses	
	Reported	Cleared	Reported	Cleared	Reported	Cleared	Reported	Cleared	Reported	Cleared	Reported	Cleared
Arson	0	0	0	0	3	0	0	0	0	0	3	0
Assault Offenses	6	2	17	11	262	141	0	0	0	0	285	154
Bribery	0	0	0	0	0	0	0	0	0	0	0	0
Burglary/Breaking and Entering	9	3	26	1	146	29	0	0	0	0	181	33
Counterfeiting/Forgery	1	0	17	14	50	10	0	0	0	0	68	24
Destruction/Damage/Mandalism Of Property	2	1	19	6	157	19	0	0	0	0	178	26
Drug/Narcotic Offenses	48	14	40	39	147	106	0	0	0	0	235	159
Embezzlement	0	0	0	0	0	0	0	0	0	0	0	0
Extortion/Blackmail	0	0	0	0	0	0	0	0	0	0	0	0
Fraud Offenses	14	0	11	2	50	3	0	0	3	2	78	7
Gambling Offenses	0	0	0	0	0	0	0	0	0	0	0	0
Homicide Offenses	1	0	0	0	7	6	0	0	0	0	8	6
Kidnapping/Abduction	0	0	0	0	6	3	0	0	0	0	6	3
Larceny/Theft Offenses	8	3	27	3	513	123	0	0	0	0	548	129
Motor Vehicle Theft	0	0	2	1	16	1	0	0	1	0	19	2
Pornography/Obscene Material	0	0	0	0	0	0	0	0	0	0	0	0
Prostitution Offenses	0	0	0	0	0	0	0	0	0	0	0	0
Robbery	1	1	3	1	24	6	0	0	0	0	28	8
Sex Offenses, Forcible	9	8	2	0	29	5	0	0	0	0	40	13
Sex Offenses, Nonforcible	0	0	0	0	2	2	0	0	0	0	2	2
Stolen Property Offenses (Receiving, etc.)	2	0	4	1	13	5	0	0	0	0	19	6
Weapon Law Violations	7	6	3	1	8	5	0	0	0	0	18	12
<b>Total</b>	<b>108</b>	<b>38</b>	<b>171</b>	<b>80</b>	<b>1433</b>	<b>464</b>	<b>0</b>	<b>0</b>	<b>4</b>	<b>2</b>	<b>1716</b>	<b>584</b>

## Bracken County

A CRIME IS COMMITTED IN BRACKEN COUNTY  
EVERY 21 HOURS AND 28 MINUTES

### FULL TIME SWORN LAW ENFORCEMENT EMPLOYEES

Agency	Male	Female	Total
STATE POLICE	1	0	1
BRACKEN COUNTY SHERIFF'S OFFICE	4	0	4
AUGUSTA POLICE DEPARTMENT	3	0	3
ALL OTHER AGENCIES	1	0	1

\*\*Kentucky State Police Troopers may be assigned to multiple counties per post.



County Seat: Brooksville  
Population: 8,494  
Registered Sex Offenders: 12

**BRACKEN  
COUNTY**

Group A Offenses By Category	State Police		Sheriff		Agusta PD		All Other Agencies		Total	
	Offenses		Offenses		Offenses		Offenses		Offenses	
	Reported	Cleared	Reported	Cleared	Reported	Cleared	Reported	Cleared	Reported	Cleared
Arson	1	0	0	0	1	0	0	0	2	0
Assault Offenses	26	24	16	9	12	5	0	0	54	38
Bribery	0	0	0	0	0	0	0	0	0	0
Burglary/Breaking and Entering	22	1	49	2	7	2	0	0	78	5
Counterfeiting/Forgery	0	0	5	0	0	0	0	0	5	0
Destruction/Damage/Vandalism Of Property	11	3	26	13	13	0	0	0	50	16
Drug/Narcotic Offenses	16	12	41	6	2	2	0	0	59	20
Embezzlement	0	0	0	0	0	0	0	0	0	0
Extortion/Blackmail	0	0	0	0	0	0	0	0	0	0
Fraud Offenses	2	1	5	0	0	0	0	0	7	1
Gambling Offenses	0	0	0	0	0	0	0	0	0	0
Homicide Offenses	0	0	0	0	0	0	0	0	0	0
Kidnapping/Abduction	0	0	0	0	0	0	0	0	0	0
Larceny/Theft Offenses	26	3	77	15	21	4	1	1	125	23
Motor Vehicle Theft	3	0	3	1	0	0	0	0	6	1
Pornography/Obscene Material	0	0	1	0	0	0	0	0	1	0
Prostitution Offenses	0	0	0	0	0	0	0	0	0	0
Robbery	0	0	0	0	0	0	0	0	0	0
Sex Offenses, Forcible	6	0	1	0	0	0	0	0	7	0
Sex Offenses, Nonforcible	1	0	0	0	1	0	0	0	2	0
Stolen Property Offenses (Receiving, etc.)	4	3	5	1	0	0	0	0	9	4
Weapon Law Violations	0	0	3	0	0	0	0	0	3	0
<b>Total</b>	<b>118</b>	<b>47</b>	<b>232</b>	<b>47</b>	<b>57</b>	<b>13</b>	<b>1</b>	<b>1</b>	<b>408</b>	<b>108</b>

## Breathitt County

A CRIME IS COMMITTED IN BREATHITT COUNTY  
EVERY 20 HOURS AND 51 MINUTES

### FULL TIME SWORN LAW ENFORCEMENT EMPLOYEES

Agency	Male	Female	Total
STATE POLICE	8	0	8
BREATHITT COUNTY SHERIFF'S OFFICE	4	0	4
JACKSON POLICE DEPARTMENT	8	0	8
ALL OTHER AGENCIES	0	0	0

\*\*Kentucky State Police Troopers may be assigned to multiple counties per post.



County Seat: Jackson  
Population: 13,635  
Registered Sex Offenders: 30

**BREATHITT  
COUNTY**

Group A Offenses By Category	State Police		Sheriff		Jackson PD		All Other Agencies		Total	
	Offenses		Offenses		Offenses		Offenses		Offenses	
	Reported	Cleared	Reported	Cleared	Reported	Cleared	Reported	Cleared	Reported	Cleared
Arson	2	0	0	0	0	0	0	0	2	0
Assault Offenses	67	61	0	0	9	1	0	0	76	62
Bribery	0	0	0	0	0	0	0	0	0	0
Burglary/Breaking and Entering	35	2	0	0	22	5	0	0	57	7
Counterfeiting/Forgery	3	3	0	0	6	1	0	0	9	4
Destruction/Damage/Vandalism Of Property	7	0	0	0	9	5	0	0	16	5
Drug/Narcotic Offenses	89	32	0	0	1	1	31	31	121	64
Embezzlement	0	0	0	0	0	0	0	0	0	0
Extortion/Blackmail	0	0	0	0	0	0	0	0	0	0
Fraud Offenses	3	2	0	0	16	0	0	0	19	2
Gambling Offenses	0	0	0	0	0	0	0	0	0	0
Homicide Offenses	2	0	0	0	0	0	0	0	2	0
Kidnapping/Abduction	2	0	0	0	0	0	0	0	2	0
Larceny/Theft Offenses	46	4	0	0	32	1	0	0	78	5
Motor Vehicle Theft	12	2	0	0	2	0	0	0	14	2
Pornography/Obscene Material	5	2	0	0	0	0	0	0	5	2
Prostitution Offenses	0	0	0	0	0	0	0	0	0	0
Robbery	2	0	0	0	1	0	0	0	3	0
Sex Offenses, Forcible	11	5	0	0	0	0	0	0	11	5
Sex Offenses, Nonforcible	0	0	0	0	0	0	0	0	0	0
Stolen Property Offenses (Receiving, etc.)	1	0	0	0	4	3	0	0	5	3
Weapon Law Violations	0	0	0	0	0	0	0	0	0	0
<b>Total</b>	<b>287</b>	<b>113</b>	<b>0</b>	<b>0</b>	<b>102</b>	<b>17</b>	<b>31</b>	<b>31</b>	<b>420</b>	<b>161</b>

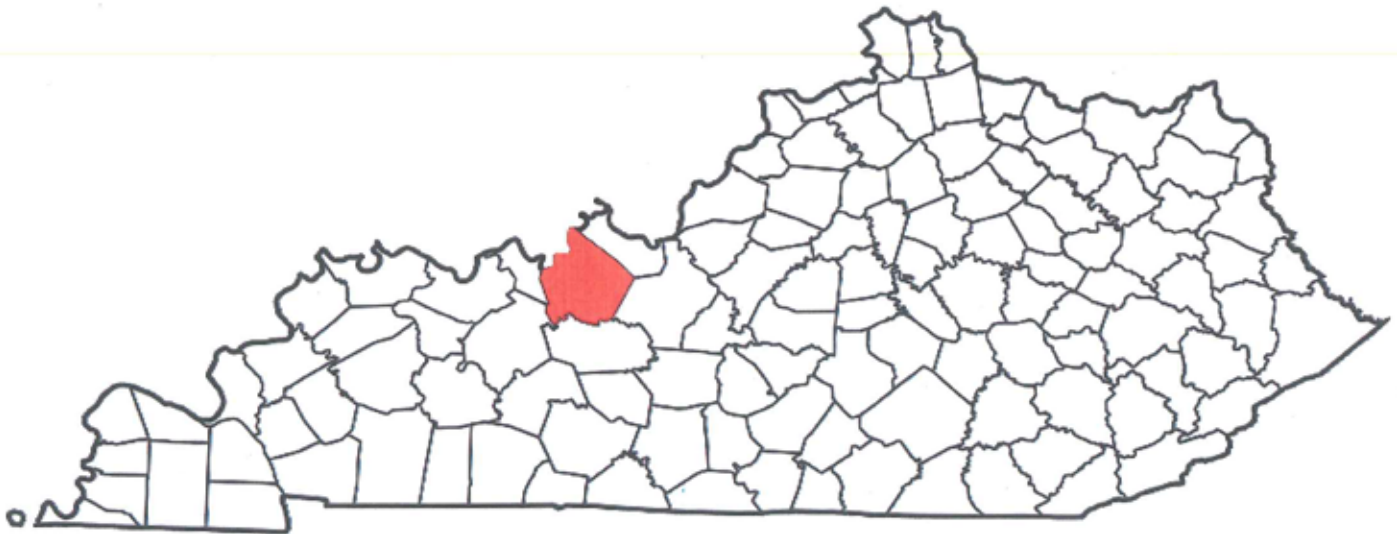
## Breckinridge County

A CRIME IS COMMITTED IN BRECKINRIDGE COUNTY  
EVERY 33 HOURS AND 41 MINUTES

### FULL TIME SWORN LAW ENFORCEMENT EMPLOYEES

Agency	Male	Female	Total
STATE POLICE	3	0	3
BRECKINRIDGE COUNTY SHERIFF'S OFFICE	8	1	9
HARDINSBURG POLICE DEPARTMENT	5	0	5
CLOVERPORT POLICE DEPARTMENT	2	0	2
IRVINGTON POLICE DEPARTMENT	4	0	4
ALL OTHER AGENCIES	0	0	0

\*\*Kentucky State Police Troopers may be assigned to multiple counties per post.



County Seat: Hardinsburg  
Population: 20,071  
Registered Sex Offenders: 41

**BRECKINRIDGE  
COUNTY**

Group A Offenses By Category	State Police		Sheriff		Hardinsburg PD		Cloverport PD		Irvington PD		All Other Agencies		Total	
	Offenses		Offenses		Offenses		Offenses		Offenses		Offenses		Offenses	
	Reported	Cleared	Reported	Cleared	Reported	Cleared	Reported	Cleared	Reported	Cleared	Reported	Cleared	Reported	Cleared
Arson	1	1	0	0	1	1	0	0	0	0	0	0	2	2
Assault Offenses	10	8	9	9	0	0	5	5	0	0	0	0	24	22
Bribery	0	0	1	1	0	0	0	0	0	0	0	0	1	1
Burglary/Breaking and Entering	5	1	19	4	3	1	0	0	4	1	0	0	31	7
Counterfeiting/Forgery	0	0	1	0	0	0	0	0	0	0	0	0	1	0
Destruction/Damage/Vandalism Of Property	3	1	3	2	17	14	0	0	1	0	0	0	24	17
Drug/Narcotic Offenses	40	27	11	11	4	4	0	0	4	4	6	5	65	51
Embezzlement	0	0	0	0	0	0	0	0	0	0	0	0	0	0
Extortion/Blackmail	0	0	0	0	0	0	0	0	0	0	0	0	0	0
Fraud Offenses	0	0	1	1	4	0	0	0	0	0	0	0	5	1
Gambling Offenses	0	0	0	0	0	0	0	0	0	0	0	0	0	0
Homicide Offenses	1	0	1	1	0	0	0	0	0	0	0	0	2	1
Kidnapping/Abduction	0	0	1	1	0	0	0	0	0	0	0	0	1	1
Larceny/Theft Offenses	25	19	12	3	3	0	0	0	0	0	0	0	40	22
Motor Vehicle Theft	1	1	4	1	2	1	0	0	0	0	0	0	7	3
Pornography/Obscene Material	1	0	0	0	0	0	0	0	0	0	0	0	1	0
Prostitution Offenses	0	0	0	0	0	0	0	0	0	0	0	0	0	0
Robbery	0	0	0	0	0	0	0	0	0	0	0	0	0	0
Sex Offenses, Forcible	12	12	2	2	36	36	1	1	0	0	0	0	51	51
Sex Offenses, Nonforcible	0	0	0	0	0	0	0	0	0	0	0	0	0	0
Stolen Property Offenses (Receiving, etc.)	1	0	1	0	0	0	1	1	0	0	0	0	3	1
Weapon Law Violations	0	0	1	1	1	1	0	0	0	0	0	0	2	2
<b>Total</b>	<b>100</b>	<b>70</b>	<b>67</b>	<b>37</b>	<b>71</b>	<b>58</b>	<b>7</b>	<b>7</b>	<b>9</b>	<b>5</b>	<b>6</b>	<b>5</b>	<b>260</b>	<b>182</b>

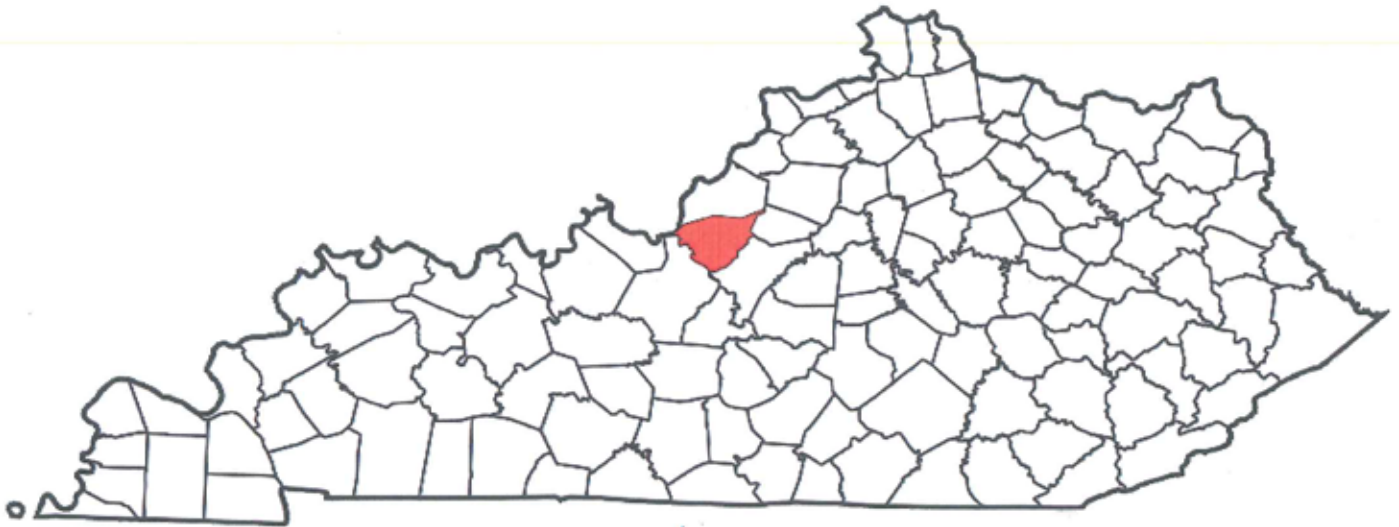
## Bullitt County

A CRIME IS COMMITTED IN BULLITT COUNTY  
EVERY 2 HOURS AND 34 MINUTES

### FULL TIME SWORN LAW ENFORCEMENT EMPLOYEES

Agency	Male	Female	Total
STATE POLICE	3	0	3
BULLITT COUNTY SHERIFF'S OFFICE	42	5	47
SHEPHERDSVILLE POLICE DEPARTMENT	21	0	21
LEBANON JUNCTION POLICE DEPARTMENT	4	0	4
MT. WASHINGTON POLICE DEPARTMENT	12	1	13
HILLVIEW POLICE DEPARTMENT	12	0	12
PIONEER VILLAGE POLICE DEPARTMENT	5	0	0
ALL OTHER AGENCIES	0	0	0

\*\*Kentucky State Police Troopers may be assigned to multiple counties per post.



County Seat: Shepherdsville  
Population: 75,896  
Registered Sex Offenders: 70



**BULLITT  
COUNTY**

Group A Offenses By Category	State Police		Sheriff		Shepherdsville PD		Lebanon Junction		Mt. Washington PD	
	Offenses		Offenses		Offenses		Offenses		Offenses	
	Reported	Cleared	Reported	Cleared	Reported	Cleared	Reported	Cleared	Reported	Cleared
Arson	1	0	2	1	2	0	1	0	0	0
Assault Offenses	1	1	95	34	225	120	15	4	10	2
Bribery	0	0	0	0	0	0	0	0	0	0
Burglary/Breaking and Entering	0	0	219	23	103	15	11	1	82	11
Counterfeiting/Forgery	0	0	14	2	25	3	0	0	7	1
Destruction/Damage/Vandalism Of Property	0	0	145	17	99	14	5	0	48	3
Drug/Narcotic Offenses	15	9	99	96	688	360	0	0	1	1
Embezzlement	0	0	0	0	0	0	0	0	0	0
Extortion/Blackmail	0	0	0	0	0	0	0	0	0	0
Fraud Offenses	1	0	42	5	29	1	0	0	20	1
Gambling Offenses	0	0	0	0	0	0	0	0	0	0
Homicide Offenses	0	0	1	1	0	0	0	0	0	0
Kidnapping/Abduction	0	0	0	0	3	2	1	1	2	1
Larceny/Theft Offenses	2	1	376	37	261	44	23	4	148	9
Motor Vehicle Theft	1	0	36	1	24	3	5	1	10	3
Pornography/Obscene Material	3	2	6	0	0	0	0	0	0	0
Prostitution Offenses	0	0	0	0	1	1	0	0	0	0
Robbery	0	0	6	1	11	5	0	0	2	2
Sex Offenses, Forcible	2	0	17	4	22	13	3	2	3	1
Sex Offenses, Nonforcible	0	0	0	0	0	0	0	0	0	0
Stolen Property Offenses (Receiving, etc.)	1	0	19	10	11	5	4	0	0	0
Weapon Law Violations	2	2	3	3	8	8	0	0	0	0
<b>Total</b>	<b>29</b>	<b>15</b>	<b>1080</b>	<b>235</b>	<b>1512</b>	<b>594</b>	<b>68</b>	<b>13</b>	<b>333</b>	<b>35</b>

**BULLITT  
COUNTY**

Group A Offenses By Category	Pioneer Village PD		Hillview PD		All Other Agencies		Total	
	Offenses		Offenses		Offenses		Offenses	
	Reported	Cleared	Reported	Cleared	Reported	Cleared	Reported	Cleared
Arson	0	0	0	0	0	0	6	1
Assault Offenses	0	0	21	5	0	0	367	166
Bribery	0	0	0	0	0	0	0	0
Burglary/Breaking and Entering	2	0	64	3	0	0	481	53
Counterfeiting/Forgery	0	0	2	0	0	0	48	6
Destruction/Damage/Vandalism Of Property	1	0	69	5	0	0	367	39
Drug/Narcotic Offenses	0	0	9	9	1	1	813	476
Embezzlement	0	0	0	0	0	0	0	0
Extortion/Blackmail	0	0	1	0	0	0	1	0
Fraud Offenses	1	0	15	1	1	1	109	9
Gambling Offenses	0	0	0	0	0	0	0	0
Homicide Offenses	0	0	0	0	0	0	1	1
Kidnapping/Abduction	0	0	0	0	0	0	6	4
Larceny/Theft Offenses	6	2	164	12	0	0	980	109
Motor Vehicle Theft	0	0	7	0	0	0	83	8
Pornography/Obscene Material	0	0	0	0	3	3	12	5
Prostitution Offenses	0	0	0	0	0	0	1	1
Robbery	0	0	3	1	0	0	22	9
Sex Offenses, Forcible	0	0	1	0	0	0	48	20
Sex Offenses, Nonforcible	0	0	0	0	0	0	0	0
Stolen Property Offenses (Receiving, etc.)	0	0	8	4	0	0	43	19
Weapon Law Violations	0	0	0	0	0	0	13	13
<b>Total</b>	<b>10</b>	<b>2</b>	<b>364</b>	<b>40</b>	<b>5</b>	<b>5</b>	<b>3401</b>	<b>939</b>

## Butler County

A CRIME IS COMMITTED IN BUTLER COUNTY  
EVERY 19 HOURS AND 33 MINUTES

### FULL TIME SWORN LAW ENFORCEMENT EMPLOYEES

Agency	Male	Female	Total
STATE POLICE	2	0	2
BUTLER COUNTY SHERIFF'S OFFICE	6	0	6
MORGANTOWN POLICE DEPARTMENT	5	0	5
ALL OTHER AGENCIES	0	0	0

\*\*Kentucky State Police Troopers may be assigned to multiple counties per post.



County Seat: Morgantown  
Population: 12,840  
Registered Sex Offenders: 16

**BUTLER  
COUNTY**

Group A Offenses By Category	State Police		Sheriff		Morgantown PD		All Other Agencies		Total	
	Offenses		Offenses		Offenses		Offenses		Offenses	
	Reported	Cleared	Reported	Cleared	Reported	Cleared	Reported	Cleared	Reported	Cleared
Arson	0	0	1	0	0	0	0	0	1	0
Assault Offenses	7	5	94	74	7	4	0	0	108	83
Bribery	0	0	0	0	0	0	0	0	0	0
Burglary/Breaking and Entering	4	3	26	4	11	4	0	0	41	11
Counterfeiting/Forgery	0	0	17	15	5	2	0	0	22	17
Destruction/Damage/Vandalism Of Property	1	1	7	1	17	4	0	0	25	6
Drug/Narcotic Offenses	45	42	23	16	16	12	0	0	84	70
Embezzlement	0	0	0	0	0	0	0	0	0	0
Extortion/Blackmail	0	0	0	0	0	0	0	0	0	0
Fraud Offenses	3	0	0	0	1	0	0	0	4	0
Gambling Offenses	0	0	0	0	0	0	0	0	0	0
Homicide Offenses	0	0	0	0	0	0	0	0	0	0
Kidnapping/Abduction	0	0	1	0	0	0	0	0	1	0
Larceny/Theft Offenses	8	6	30	0	27	5	0	0	65	11
Motor Vehicle Theft	2	2	5	1	4	1	0	0	11	4
Pornography/Obscene Material	39	5	2	0	0	0	0	0	41	5
Prostitution Offenses	0	0	0	0	0	0	0	0	0	0
Robbery	0	0	1	0	1	1	0	0	2	1
Sex Offenses, Forcible	27	16	2	0	0	0	0	0	29	16
Sex Offenses, Nonforcible	0	0	0	0	0	0	0	0	0	0
Stolen Property Offenses (Receiving, etc.)	7	3	3	1	2	1	0	0	12	5
Weapon Law Violations	1	1	1	0	0	0	0	0	2	1
<b>Total</b>	<b>144</b>	<b>84</b>	<b>213</b>	<b>112</b>	<b>91</b>	<b>34</b>	<b>0</b>	<b>0</b>	<b>448</b>	<b>230</b>

## Caldwell County

A CRIME IS COMMITTED IN CALDWELL COUNTY EVERY 5 HOURS AND 57 MINUTES

### FULL TIME SWORN LAW ENFORCEMENT EMPLOYEES

Agency	Male	Female	Total
STATE POLICE	2	0	2
CALDWELL COUNTY SHERIFF'S OFFICE	7	1	8
PRINCETON POLICE DEPARTMENT	14	1	15
ALL OTHER AGENCIES	0	0	0

\*\*Kentucky State Police Troopers may be assigned to multiple counties per post.



County Seat: Princeton  
Population: 12,935  
Registered Sex Offenders: 28

**CALDWELL  
COUNTY**

Group A Offenses By Category	State Police		Sheriff		Princeton PD		All Other Agencies		Total	
	Offenses		Offenses		Offenses		Offenses		Offenses	
	Reported	Cleared	Reported	Cleared	Reported	Cleared	Reported	Cleared	Reported	Cleared
Arson	2	0	2	0	1	1	0	0	5	1
Assault Offenses	2	2	47	38	110	82	0	0	159	122
Bribery	0	0	0	0	0	0	0	0	0	0
Burglary/Breaking and Entering	5	3	52	2	52	4	0	0	109	9
Counterfeiting/Forgery	0	0	2	1	29	16	0	0	31	17
Destruction/Damage/Vandalism Of Property	1	0	22	12	34	5	1	0	58	17
Drug/Narcotic Offenses	8	4	36	31	89	88	102	26	235	149
Embezzlement	0	0	0	0	0	0	0	0	0	0
Extortion/Blackmail	0	0	0	0	0	0	0	0	0	0
Fraud Offenses	1	1	1	0	9	5	1	0	12	6
Gambling Offenses	0	0	0	0	0	0	0	0	0	0
Homicide Offenses	0	0	1	1	1	0	0	0	2	1
Kidnapping/Abduction	0	0	0	0	4	3	0	0	4	3
Larceny/Theft Offenses	3	1	45	10	103	52	0	0	151	63
Motor Vehicle Theft	0	0	9	1	10	5	0	0	19	6
Pornography/Obscene Material	643	643	0	0	0	0	0	0	643	643
Prostitution Offenses	0	0	0	0	0	0	0	0	0	0
Robbery	0	0	0	0	3	2	0	0	3	2
Sex Offenses, Forcible	6	3	0	0	12	4	0	0	18	7
Sex Offenses, Nonforcible	0	0	0	0	0	0	0	0	0	0
Stolen Property Offenses (Receiving, etc.)	2	1	2	1	10	7	0	0	14	9
Weapon Law Violations	0	0	2	1	6	6	1	1	9	8
<b>Total</b>	<b>673</b>	<b>658</b>	<b>221</b>	<b>98</b>	<b>473</b>	<b>280</b>	<b>105</b>	<b>27</b>	<b>1472</b>	<b>1063</b>

## Calloway County

A CRIME IS COMMITTED IN CALLOWAY COUNTY  
EVERY 3 HOURS AND 14 MINUTES

### FULL TIME SWORN LAW ENFORCEMENT EMPLOYEES

Agency	Male	Female	Total
STATE POLICE	3	0	3
CALLOWAY COUNTY SHERIFF'S OFFICE	10	2	12
MURRAY POLICE DEPARTMENT	27	3	30
MURRAY STATE UNIVERSITY POLICE	13	0	13
ALL OTHER AGENCIES	0	0	0

\*\*Kentucky State Police Troopers may be assigned to multiple counties per post.



County Seat: Murray  
Population: 37,655  
Registered Sex Offenders: 57

# CALLOWAY COUNTY

Group A Offenses By Category	State Police		Sheriff		Murray PD		Murray State Univ		All Other Agencies		Total	
	Offenses		Offenses		Offenses		Offenses		Offenses		Offenses	
	Reported	Cleared	Reported	Cleared	Reported	Cleared	Reported	Cleared	Reported	Cleared	Reported	Cleared
Arson	3	3	2	1	3	1	0	0	0	0	8	5
Assault Offenses	34	29	105	63	200	100	25	2	1	365	195	
Bribery	0	0	0	0	0	0	0	0	0	0	0	0
Burglary/Breaking and Entering	19	2	139	10	152	19	16	0	0	326	31	
Counterfeiting/Forgery	1	1	10	0	23	1	2	0	0	36	2	
Destruction/Damage/Vandalism Of Property	5	3	65	18	127	6	56	3	0	253	30	
Drug/Narcotic Offenses	70	56	37	28	398	386	32	18	107	644	560	
Embezzlement	0	0	0	0	0	0	0	0	0	0	0	0
Extortion/Blackmail	0	0	0	0	0	0	0	0	0	0	0	0
Fraud Offenses	8	2	11	0	51	4	2	1	0	72	7	
Gambling Offenses	0	0	0	0	0	0	0	0	0	0	0	0
Homicide Offenses	2	2	1	1	2	1	0	0	0	5	4	
Kidnapping/Abduction	0	0	2	0	3	3	0	0	0	5	3	
Larceny/Theft Offenses	29	10	150	18	528	140	114	3	1	822	171	
Motor Vehicle Theft	1	0	18	5	21	4	3	1	0	43	10	
Pornography/Obscene Material	2	1	0	0	1	0	0	0	0	3	1	
Prostitution Offenses	0	0	0	0	0	0	0	0	0	0	0	0
Robbery	0	0	2	0	6	2	2	0	0	10	2	
Sex Offenses, Forcible	19	9	3	0	17	5	7	1	0	46	15	
Sex Offenses, Nonforcible	2	2	12	0	2	0	0	0	0	16	2	
Stolen Property Offenses (Receiving, etc.)	4	3	16	9	14	12	7	0	0	41	24	
Weapon Law Violations	2	1	1	1	7	6	0	0	1	11	8	
<b>Total</b>	<b>201</b>	<b>124</b>	<b>574</b>	<b>154</b>	<b>1555</b>	<b>690</b>	<b>266</b>	<b>29</b>	<b>110</b>	<b>2706</b>	<b>1070</b>	

\*Clearance numbers are not collected for those agencies that submit data via their own Incident Based Reporting System.

Note: Murray State University Police Department submitted data via their own Incident Based Reporting System for a portion of the year before moving to KYOPS. Clearance numbers shown do not include data from their NIBRS.



## Campbell County

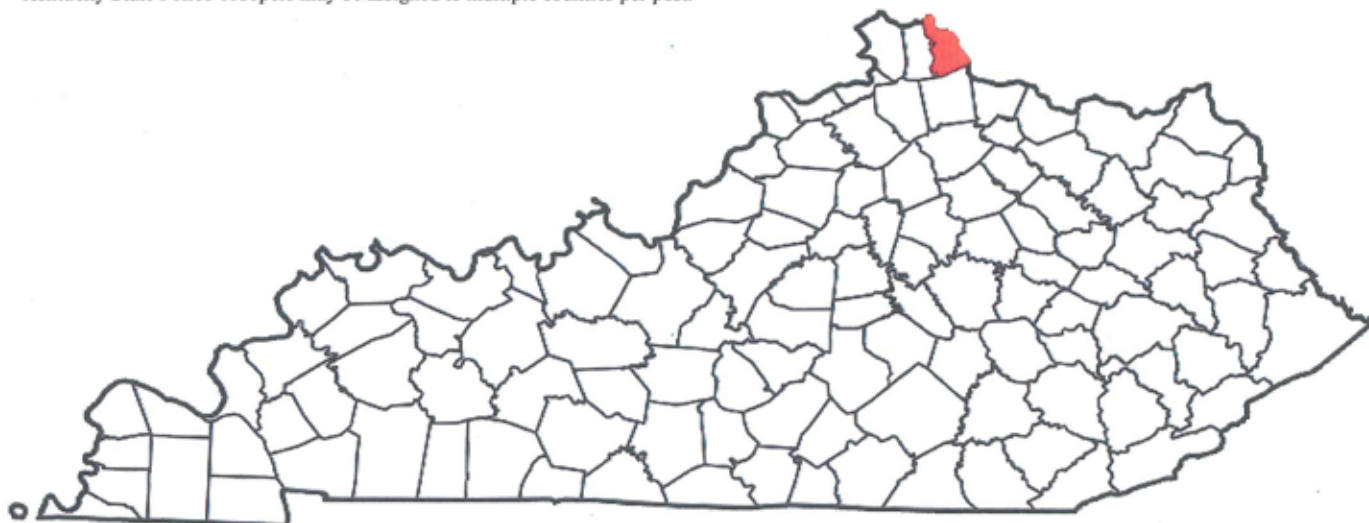
**A CRIME IS COMMITTED IN CAMPBELL COUNTY  
EVERY 1 HOUR AND 10 MINUTES**

### FULL TIME SWORN LAW ENFORCEMENT EMPLOYEES

Agency	Male	Female	Total
STATE POLICE	1	0	1
CAMPBELL COUNTY SHERIFF'S OFFICE	9	1	10
BELLEVUE POLICE DEPARTMENT	9	1	10
CAMPBELL COUNTY POLICE DEPARTMENT	28	2	30
DAYTON POLICE DEPARTMENT	7	2	9
FT. THOMAS POLICE DEPARTMENT	21	1	22
**HIGHLAND HEIGHTS POLICE DEPT.	11	1	12
NEWPORT POLICE DEPARTMENT	37	2	39
ALEXANDRIA POLICE DEPARTMENT	10	2	12
COLD SPRINGS POLICE DEPARTMENT	11	0	11
SILVER GROVE POLICE DEPARTMENT	1	0	1
WILDER POLICE DEPARTMENT	7	0	7
NORTHERN KY UNIVERSITY POLICE DEPT.	15	2	17
SOUTHGATE POLICE DEPARTMENT	7	0	7
ALL OTHER AGENCIES	0	0	0

\*\*Highland Heights Police Department reported summary for a portion of the year before moving to NIBRS.

\*\*Kentucky State Police Troopers may be assigned to multiple counties per post.



County Seat: Alexandria  
 Population: 90,908  
 Registered Sex Offenders: 84

**CAMPBELL  
COUNTY**

Group A Offenses By Category	State Police		Sheriff		Bellevue PD		Campbell Co. PD		Dayton PD		Ft. Thomas PD	
	Offenses		Offenses		Offenses		Offenses		Offenses		Offenses	
	Reported	Cleared	Reported	Cleared	Reported	Cleared	Reported	Cleared	Reported	Cleared	Reported	Cleared
Arson	0	0	0	0	2	0	1	0	3	1	1	0
Assault Offenses	0	0	0	0	58	55	147	76	142	39	75	65
Bribery	0	0	0	0	1	0	2	2	0	0	0	0
Burglary/Breaking and Entering	0	0	0	0	62	16	91	15	108	15	45	11
Counterfeiting/Forgery	1	1	0	0	6	2	9	3	8	1	4	3
Destruction/Damage/Vandalism Of Property	0	0	0	0	63	19	80	20	106	5	60	8
Drug/Narcotic Offenses	8	7	0	0	187	185	178	166	112	85	173	168
Embezzlement	0	0	0	0	0	0	0	0	0	0	0	0
Extortion/Blackmail	0	0	0	0	0	0	0	0	0	0	0	0
Fraud Offenses	0	0	0	0	21	9	52	22	19	0	23	6
Gambling Offenses	0	0	0	0	0	0	0	0	0	0	0	0
Homicide Offenses	0	0	0	0	0	0	0	0	1	0	0	0
Kidnapping/Abduction	0	0	0	0	0	0	0	0	0	0	1	1
Larceny/Theft Offenses	0	0	0	0	175	59	180	44	188	22	166	39
Motor Vehicle Theft	0	0	0	0	11	6	10	5	13	1	9	2
Pornography/Obscene Material	0	0	0	0	0	0	3	1	0	0	1	1
Prostitution Offenses	0	0	0	0	0	0	0	0	0	0	0	0
Robbery	0	0	0	0	5	2	2	0	6	1	1	0
Sex Offenses, Forcible	1	1	0	0	4	2	39	20	9	2	4	0
Sex Offenses, Nonforcible	1	1	0	0	0	0	0	0	0	0	0	0
Stolen Property Offenses (Receiving, etc.)	0	0	0	0	11	8	11	9	6	1	4	4
Weapon Law Violations	0	0	0	0	4	4	7	7	2	2	4	4
<b>Total</b>	<b>11</b>	<b>10</b>	<b>0</b>	<b>0</b>	<b>610</b>	<b>367</b>	<b>812</b>	<b>390</b>	<b>723</b>	<b>175</b>	<b>571</b>	<b>312</b>

\*Clearance numbers are not collected for those agencies that submit data via their own Incident Based Reporting System.

**CAMPBELL  
COUNTY**

Group A Offenses By Category	Highland Heights		Newport		Alexandria		Cold Springs		Silver Grove	
	Offenses		Offenses		Offenses		Offenses		Offenses	
	Reported	Cleared	Reported	Cleared	Reported	Cleared	Reported	Cleared	Reported	Cleared
Arson	0	*	16	1	0	0	0	0	0	0
Assault Offenses	16	*	329	50	87	30	20	14	21	6
Bribery	1	*	0	0	2	1	0	0	1	1
Burglary/Breaking and Entering	18	*	289	45	27	3	13	4	13	3
Counterfeiting/Forgery	4	*	82	46	10	1	7	6	6	6
Destruction/Damage/Vandalism Of Property	17	*	339	13	50	2	17	5	10	0
Drug/Narcotic Offenses	126	*	552	214	79	69	46	46	7	7
Embezzlement	0	*	0	0	0	0	0	0	0	0
Extortion/Blackmail	0	*	0	0	1	1	0	0	0	0
Fraud Offenses	9	*	69	12	30	3	11	5	2	0
Gambling Offenses	0	*	0	0	0	0	0	0	0	0
Homicide Offenses	1	*	3	2	0	0	0	0	0	0
Kidnapping/Abduction	0	*	10	4	1	1	1	1	0	0
Larceny/Theft Offenses	51	*	1016	249	176	51	201	129	35	15
Motor Vehicle Theft	5	*	71	6	10	4	3	1	1	0
Pornography/Obscene Material	0	*	0	0	0	0	0	0	1	0
Prostitution Offenses	0	*	11	0	0	0	0	0	0	0
Robbery	0	*	54	17	0	0	2	2	1	0
Sex Offenses, Forcible	1	*	48	28	5	1	1	1	0	0
Sex Offenses, Nonforcible	0	*	1	0	0	0	0	0	0	0
Stolen Property Offenses (Receiving, etc.)	2	*	121	67	4	1	17	15	0	0
Weapon Law Violations	1	*	20	8	4	3	1	1	1	1
<b>Total</b>	<b>252</b>	<b>0</b>	<b>3031</b>	<b>762</b>	<b>486</b>	<b>171</b>	<b>340</b>	<b>230</b>	<b>99</b>	<b>39</b>

\*Clearance numbers are not collected for those agencies that submit data via their own Incident Based Reporting System.

Note: Newport Police Department submitted data via their own Incident Based Reporting System for a portion of the year before moving to KYOPS. Clearance numbers shown do not include data from their NIBRS.

**CAMPBELL  
COUNTY**

Group A Offenses By Category	Wilder		Northern KY Univ.		Southgate PD		All Other Agencies		Total	
	Reported	Cleared	Reported	Cleared	Reported	Cleared	Reported	Cleared	Reported	Cleared
Arson	0	0	0	0	0	0	0	0	23	2
Assault Offenses	12	6	11	10	25	12	0	0	943	363
Bribery	0	0	0	0	0	0	0	0	7	4
Burglary/Breaking and Entering	12	0	4	3	18	1	0	0	700	116
Counterfeiting/Forgery	1	0	23	19	0	0	1	0	162	88
Destruction/Damage/Vandalism Of Property	7	1	21	5	17	2	0	0	787	80
Drug/Narcotic Offenses	34	29	41	40	20	20	47	7	1610	1043
Embezzlement	0	0	0	0	0	0	0	0	0	0
Extortion/Blackmail	0	0	0	0	0	0	0	0	1	1
Fraud Offenses	4	0	5	2	3	1	5	0	253	60
Gambling Offenses	0	0	0	0	0	0	0	0	0	0
Homicide Offenses	0	0	0	0	0	0	0	0	5	2
Kidnapping/Abduction	0	0	1	1	0	0	0	0	14	8
Larceny/Theft Offenses	77	8	105	18	50	9	1	0	2421	643
Motor Vehicle Theft	4	0	0	0	5	0	0	0	142	25
Pornography/Obscene Material	0	0	0	0	0	0	2	2	7	4
Prostitution Offenses	0	0	0	0	0	0	0	0	11	0
Robbery	1	0	0	0	1	0	0	0	73	22
Sex Offenses, Forcible	1	0	2	2	1	1	0	0	116	58
Sex Offenses, Nonforcible	0	0	0	0	0	0	0	0	2	1
Stolen Property Offenses (Receiving, etc.)	2	0	0	0	3	3	1	1	182	109
Weapon Law Violations	0	0	1	1	1	1	0	0	46	32
<b>Total</b>	<b>155</b>	<b>44</b>	<b>214</b>	<b>101</b>	<b>144</b>	<b>50</b>	<b>57</b>	<b>10</b>	<b>7505</b>	<b>2661</b>

## Carlisle County

A CRIME IS COMMITTED IN CARLISLE COUNTY  
EVERY 58 HOURS

### FULL TIME SWORN LAW ENFORCEMENT EMPLOYEES

Agency	Male	Female	Total
STATE POLICE	1	1	2
CARLISLE COUNTY SHERIFF'S OFFICE	2	0	2
BARDWELL POLICE DEPARTMENT	1	0	1
ALL OTHER AGENCIES	0	0	0

\*\*Kentucky State Police Troopers may be assigned to multiple counties per post.



County Seat: Bardwell  
Population: 5,034  
Registered Sex Offenders: 10

**CARLISLE  
COUNTY**

Group A Offenses By Category	State Police			Sheriff			Bardwell			All Other Agencies			Total		
	Offenses			Offenses			Offenses			Offenses			Offenses		
	Reported	Cleared		Reported	Cleared		Reported	Cleared		Reported	Cleared		Reported	Cleared	
Arson	0	0		0	0		0	0		0	0		0	0	
Assault Offenses	23	17		13	6		0	0		0	0		36	23	
Bribery	0	0		0	0		0	0		0	0		0	0	
Burglary/Breaking and Entering	7	3		16	2		1	1		0	0		24	6	
Counterfeiting/Forgery	0	0		0	0		0	0		0	0		0	0	
Destruction/Damage/Vandalism Of Property	5	1		3	1		0	0		0	0		8	2	
Drug/Narcotic Offenses	15	12		5	3		0	0		10	5		30	20	
Embezzlement	0	0		0	0		0	0		0	0		0	0	
Extortion/Blackmail	0	0		0	0		0	0		0	0		0	0	
Fraud Offenses	0	0		0	0		0	0		0	0		0	0	
Gambling Offenses	0	0		0	0		0	0		0	0		0	0	
Homicide Offenses	0	0		0	0		0	0		0	0		0	0	
Kidnapping/Abduction	0	0		0	0		0	0		0	0		0	0	
Larceny/Theft Offenses	10	4		24	0		1	1		1	1		36	6	
Motor Vehicle Theft	0	0		1	0		0	0		0	0		1	0	
Pornography/Obscene Material	0	0		0	0		0	0		0	0		0	0	
Prostitution Offenses	0	0		0	0		0	0		0	0		0	0	
Robbery	2	0		0	0		0	0		0	0		2	0	
Sex Offenses, Forcible	5	5		0	0		0	0		0	0		5	5	
Sex Offenses, Nonforcible	4	4		0	0		0	0		0	0		4	4	
Stolen Property Offenses (Receiving, etc.)	1	0		0	0		0	0		0	0		1	0	
Weapon Law Violations	3	3		1	0		0	0		0	0		4	3	
<b>Total</b>	<b>75</b>	<b>49</b>		<b>63</b>	<b>12</b>		<b>2</b>	<b>2</b>		<b>0</b>	<b>6</b>		<b>151</b>	<b>69</b>	

## Carroll County

A CRIME IS COMMITTED IN CARROLL COUNTY  
EVERY 9 HOURS AND 44 MINUTES

### FULL TIME SWORN LAW ENFORCEMENT EMPLOYEES

Agency	Male	Female	Total
STATE POLICE	3	0	3
CARROLL COUNTY SHERIFF'S OFFICE	4	0	4
CARROLLTON POLICE DEPARTMENT	9	0	9
ALL OTHER AGENCIES	0	0	0

\*\*Kentucky State Police Troopers may be assigned to multiple counties per post.



County Seat: Carrollton  
Population: 10,900  
Registered Sex Offenders: 43

**CARROLL  
COUNTY**

Group A Offenses By Category	State Police		Sheriff		Carrollton PD		All Other Agencies		Total	
	Offenses		Offenses		Offenses		Offenses		Offenses	
	Reported	Cleared	Reported	Cleared	Reported	Cleared	Reported	Cleared	Reported	Cleared
Arson	0	0	1	0	2	*	0	0	3	0
Assault Offenses	23	20	9	8	53	*	0	0	85	28
Bribery	0	0	0	0	0	*	0	0	0	0
Burglary/Breaking and Entering	11	8	18	5	33	*	0	0	62	13
Counterfeiting/Forgery	1	1	12	11	5	*	0	0	18	12
Destruction/Damage/Vandalism Of Property	6	3	12	4	36	*	0	0	54	7
Drug/Narcotic Offenses	96	92	104	97	269	*	0	0	469	189
Embezzlement	0	0	0	0	0	*	0	0	0	0
Extortion/Blackmail	0	0	0	0	0	*	0	0	0	0
Fraud Offenses	4	1	3	2	5	*	0	0	12	3
Gambling Offenses	0	0	0	0	0	*	0	0	0	0
Homicide Offenses	1	1	0	0	1	*	0	0	2	1
Kidnapping/Abduction	0	0	0	0	0	*	0	0	0	0
Larceny/Theft Offenses	12	11	54	28	60	*	0	0	126	39
Motor Vehicle Theft	1	0	7	2	5	*	0	0	13	2
Pornography/Obscene Material	1	0	0	0	1	*	0	0	2	0
Prostitution Offenses	0	0	0	0	1	*	0	0	1	0
Robbery	0	0	0	0	0	*	0	0	0	0
Sex Offenses, Forcible	24	17	1	0	5	*	0	0	30	17
Sex Offenses, Nonforcible	2	1	0	0	1	*	0	0	3	1
Stolen Property Offenses (Receiving, etc.)	5	4	3	2	8	*	0	0	16	6
Weapon Law Violations	0	0	0	0	3	*	0	0	3	0
<b>Total</b>	<b>187</b>	<b>159</b>	<b>224</b>	<b>159</b>	<b>488</b>	<b>*</b>	<b>0</b>	<b>0</b>	<b>899</b>	<b>318</b>

\*Clearance numbers are not collected for those agencies that submit data via their own Incident Based Reporting System.



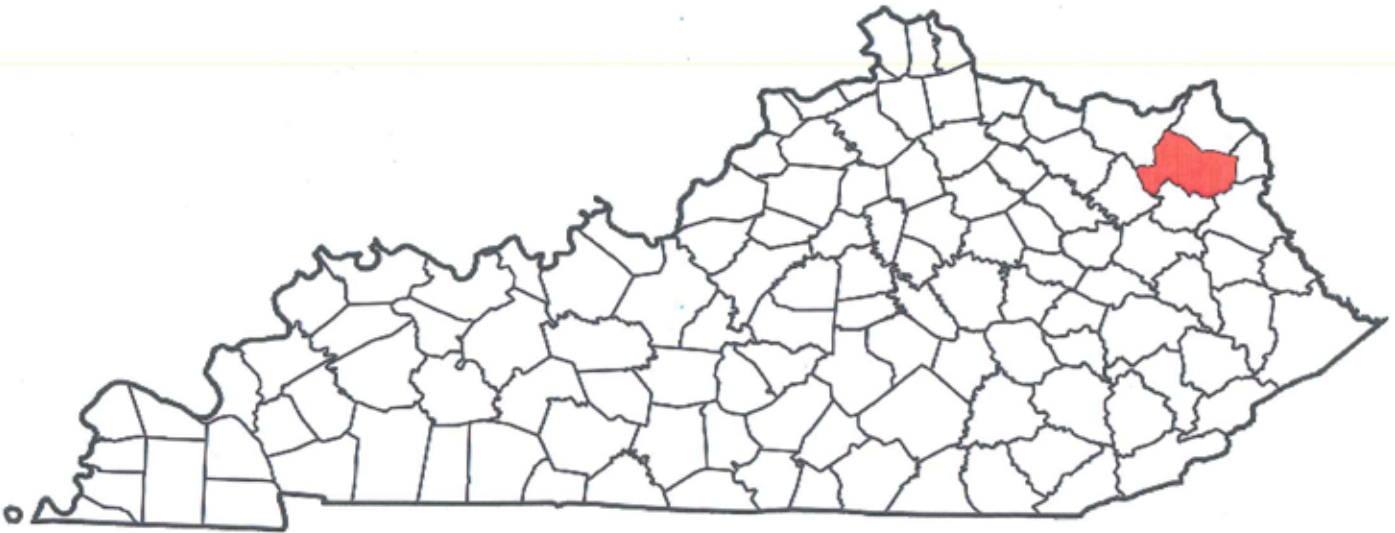
## Carter County

A CRIME IS COMMITTED IN CARTER COUNTY  
EVERY 10 HOURS AND 20 MINUTES

### FULL TIME SWORN LAW ENFORCEMENT EMPLOYEES

Agency	Male	Female	Total
STATE POLICE	10	0	10
CARTER COUNTY SHERIFF'S OFFICE	5	0	5
GRAYSON POLICE DEPARTMENT	8	0	8
OLIVE HILL POLICE DEPARTMENT	6	0	6
ALL OTHER AGENCIES	0	0	0

\*\*Kentucky State Police Troopers may be assigned to multiple counties per post.



County Seat: Grayson  
Population: 27,348  
Registered Sex Offenders: 27

**CARTER  
COUNTY**

Group A Offenses By Category	State Police		Sheriff		Grayson		Olive Hill		All Other Agencies		Total	
	Offenses		Offenses		Offenses		Offenses		Offenses		Offenses	
	Reported	Cleared	Reported	Cleared	Reported	Cleared	Reported	Cleared	Reported	Cleared	Reported	Cleared
Arson	5	1	0	0	0	0	0	0	0	0	5	1
Assault Offenses	40	37	13	1	10	4	3	2	3	3	69	47
Bribery	1	1	0	0	0	0	0	0	0	0	1	1
Burglary/Breaking and Entering	70	17	21	0	22	0	15	1	0	0	128	18
Counterfeiting/Forgery	11	5	5	5	0	0	8	5	0	0	24	15
Destruction/Damage/Vandalism Of Property	16	5	12	2	24	3	5	2	0	0	57	12
Drug/Narcotic Offenses	92	41	9	3	10	8	15	15	106	82	232	149
Embezzlement	0	0	0	0	0	0	0	0	0	0	0	0
Extortion/Blackmail	0	0	0	0	0	0	0	0	0	0	0	0
Fraud Offenses	10	8	7	0	19	1	7	5	1	0	44	14
Gambling Offenses	0	0	0	0	0	0	0	0	0	0	0	0
Homicide Offenses	0	0	0	0	0	0	0	0	0	0	0	0
Kidnapping/Abduction	0	0	2	0	0	0	0	0	0	0	2	0
Larceny/Theft Offenses	74	20	32	2	56	12	37	24	1	0	200	58
Motor Vehicle Theft	22	10	6	2	5	2	1	1	0	0	34	15
Pornography/Obscene Material	0	0	1	0	0	0	0	0	0	0	1	0
Prostitution Offenses	0	0	0	0	0	0	0	0	0	0	0	0
Robbery	2	1	0	0	2	0	0	0	0	0	4	1
Sex Offenses, Forcible	22	16	0	0	2	0	0	0	0	0	24	16
Sex Offenses, Nonforcible	0	0	0	0	0	0	0	0	0	0	0	0
Stolen Property Offenses (Receiving, etc.)	7	3	3	2	1	0	3	3	1	0	15	8
Weapon Law Violations	5	4	0	0	0	0	0	0	2	2	7	6
<b>Total</b>	<b>377</b>	<b>169</b>	<b>111</b>	<b>17</b>	<b>151</b>	<b>30</b>	<b>94</b>	<b>58</b>	<b>114</b>	<b>87</b>	<b>847</b>	<b>361</b>

## Casey County

A CRIME IS COMMITTED IN CASEY COUNTY  
EVERY 26 HOURS AND 4 MINUTES

### FULL TIME SWORN LAW ENFORCEMENT EMPLOYEES

Agency	Male	Female	Total
STATE POLICE	2	0	2
CASEY COUNTY SHERIFF'S OFFICE	6	0	6
LIBERTY POLICE DEPARTMENT	4	0	4
ALL OTHER AGENCIES	0	0	0

\*\*Kentucky State Police Troopers may be assigned to multiple counties per post.



County Seat: Liberty  
Population: 16,082  
Registered Sex Offenders: 26

**CASEY  
COUNTY**

Group A Offenses By Category	State Police		Sheriff		Liberty		All Other Agencies		Total	
	Offenses		Offenses		Offenses		Offenses		Offenses	
	Reported	Cleared	Reported	Cleared	Reported	Cleared	Reported	Cleared	Reported	Cleared
Arson	3	1	0	0	0	0	0	0	3	1
Assault Offenses	28	26	15	5	1	0	0	0	44	31
Bribery	0	0	0	0	0	0	0	0	0	0
Burglary/Breaking and Entering	11	2	27	0	2	0	0	0	40	2
Counterfeiting/Forgery	1	0	11	0	0	0	0	0	12	0
Destruction/Damage/Vandalism Of Property	12	7	8	0	0	0	0	0	20	7
Drug/Narcotic Offenses	63	42	24	5	3	3	0	0	90	50
Embezzlement	0	0	0	0	0	0	0	0	0	0
Extortion/Blackmail	0	0	0	0	0	0	0	0	0	0
Fraud Offenses	0	0	2	1	0	0	0	0	2	1
Gambling Offenses	0	0	0	0	0	0	0	0	0	0
Homicide Offenses	1	1	1	1	0	0	0	0	2	2
Kidnapping/Abduction	0	0	0	0	0	0	0	0	0	0
Larceny/Theft Offenses	3	2	35	0	3	1	0	0	41	3
Motor Vehicle Theft	2	1	0	0	0	0	0	0	2	1
Pornography/Obscene Material	22	22	0	0	0	0	0	0	22	22
Prostitution Offenses	0	0	0	0	0	0	0	0	0	0
Robbery	0	0	1	0	1	0	0	0	2	0
Sex Offenses, Forcible	49	39	0	0	0	0	0	0	49	39
Sex Offenses, Nonforcible	3	0	0	0	0	0	0	0	3	0
Stolen Property Offenses (Receiving, etc.)	0	0	3	1	0	0	0	0	3	1
Weapon Law Violations	1	1	0	0	0	0	0	0	1	1
<b>Total</b>	<b>199</b>	<b>144</b>	<b>127</b>	<b>13</b>	<b>10</b>	<b>4</b>	<b>0</b>	<b>0</b>	<b>336</b>	<b>161</b>

## Christian County

A CRIME IS COMMITTED IN CHRISTIAN COUNTY  
EVERY 1 HOUR AND 41 MINUTES

### FULL TIME SWORN LAW ENFORCEMENT EMPLOYEES

Agency	Male	Female	Total
STATE POLICE	8	0	8
CHRISTIAN COUNTY SHERIFF'S OFFICE	27	3	30
HOPKINSVILLE POLICE DEPARTMENT	74	3	77
**PENNYRILE NARCOTICS DRUG TASK FORCE	5	1	0
OAK GROVE POLICE DEPARTMENT	14	1	0
ALL OTHER AGENCIES	0	0	0

\*\*Kentucky State Police Troopers may be assigned to multiple counties per post.

\*\*Pennyrile Narcotics Drug Task Force covers multiple counties



County Seat: Hopkinsville  
Population: 75,427  
Registered Sex Offenders: 111

**CHRISTIAN  
COUNTY**

Group A Offenses By Category	State Police		Sheriff		Pennyrite Narc. TF		Oak Grove		Hopkinsville PD	
	Offenses		Offenses		Offenses		Offenses		Offenses	
	Reported	Cleared	Reported	Cleared	Reported	Cleared	Reported	Cleared	Reported	Cleared
Arson	1	1	2	0	0	0	3	1	7	2
Assault Offenses	24	21	92	28	0	0	97	62	546	230
Bribery	0	0	0	0	0	0	0	0	25	19
Burglary/Breaking and Entering	9	1	152	11	0	0	79	2	392	70
Counterfeiting/Forgery	2	2	14	9	1	0	26	0	84	18
Destruction/Damage/Vandalism Of Property	7	1	89	10	0	0	70	9	419	51
Drug/Narcotic Offenses	73	39	33	27	14	4	91	89	542	454
Embezzlement	0	0	0	0	0	0	0	0	0	0
Extortion/Blackmail	0	0	0	0	0	0	0	0	0	0
Fraud Offenses	2	1	20	0	13	0	19	7	90	15
Gambling Offenses	0	0	0	0	0	0	0	0	0	0
Homicide Offenses	1	1	3	2	0	0	1	1	2	1
Kidnapping/Abduction	0	0	4	3	0	0	1	1	16	9
Larceny/Theft Offenses	7	3	265	24	0	0	204	39	1072	227
Motor Vehicle Theft	3	1	20	1	0	0	20	2	58	12
Pornography/Obscene Material	102	102	1	1	0	0	1	0	8	2
Prostitution Offenses	0	0	0	0	0	0	0	0	0	0
Robbery	0	0	3	1	0	0	7	0	56	21
Sex Offenses, Forcible	15	10	67	4	0	0	12	4	50	23
Sex Offenses, Nonforcible	0	0	1	0	0	0	1	0	1	0
Stolen Property Offenses (Receiving, etc.)	5	4	9	4	0	0	13	5	42	29
Weapon Law Violations	8	8	1	1	0	0	5	5	77	57
<b>Total</b>	<b>259</b>	<b>195</b>	<b>776</b>	<b>126</b>	<b>28</b>	<b>4</b>	<b>650</b>	<b>227</b>	<b>3487</b>	<b>1240</b>

**CHRISTIAN  
COUNTY**

Group A Offenses By Category	All other Agencies				-				-				Total	
	Offenses		Offenses		Offenses		Offenses		Offenses		Offenses		Offenses	
	Reported	Cleared	Reported	Cleared	Reported	Cleared	Reported	Cleared	Reported	Cleared	Reported	Cleared	Reported	Cleared
Arson	0	0										13	4	
Assault Offenses	0	0										759	341	
Bribery	0	0										25	19	
Burglary/Breaking and Entering	0	0										632	84	
Counterfeiting/Forgery	0	0										127	29	
Destruction/Damage/Vandalism Of Property	0	0										585	71	
Drug/Narcotic Offenses	0	0										753	613	
Embezzlement	0	0										0	0	
Extortion/Blackmail	0	0										0	0	
Fraud Offenses	0	0										144	23	
Gambling Offenses	0	0										0	0	
Homicide Offenses	0	0										7	5	
Kidnapping/Abduction	0	0										21	13	
Larceny/Theft Offenses	1	1										1549	294	
Motor Vehicle Theft	0	0										101	16	
Pornography/Obscene Material	2	1										114	106	
Prostitution Offenses	0	0										0	0	
Robbery	0	0										66	22	
Sex Offenses, Forcible	0	0										144	41	
Sex Offenses, Nonforcible	0	0										3	0	
Stolen Property Offenses (Receiving, etc.)	0	0										69	42	
Weapon Law Violations	0	0										91	71	
<b>Total</b>	<b>3</b>	<b>2</b>	<b>0</b>	<b>0</b>	<b>0</b>	<b>0</b>	<b>0</b>	<b>0</b>	<b>0</b>	<b>0</b>	<b>0</b>	<b>5203</b>	<b>1794</b>	

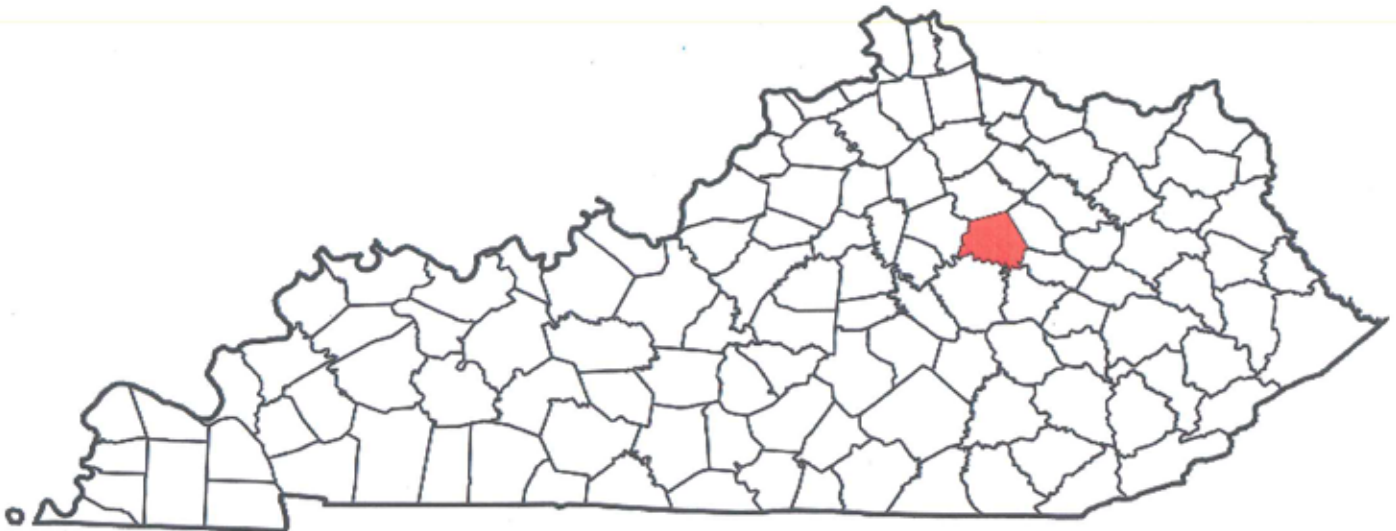
## Clark County

A CRIME IS COMMITTED IN CLARK COUNTY  
EVERY 3 HOURS AND 48 MINUTES

### FULL TIME SWORN LAW ENFORCEMENT EMPLOYEES

Agency	Male	Female	Total
STATE POLICE	1	0	1
CLARK COUNTY SHERIFF'S OFFICE	13	0	13
WINCHESTER POLICE DEPARTMENT	31	1	32
CLARK CO. SCHOOL ENFC.	2	0	2
ALL OTHER AGENCIES	0	0	0

\*\*Kentucky State Police Troopers may be assigned to multiple counties per post.



County Seat: Winchester  
Population: 35,787  
Registered Sex Offenders: 50



**CLARK  
COUNTY**

Group A Offenses By Category	State Police		Sheriff		Winchester PD		Clark Co. School Enf.		All Other Agencies		Total	
	Offenses		Offenses		Offenses		Offenses		Offenses		Offenses	
	Reported	Cleared	Reported	Cleared	Reported	Cleared	Reported	Cleared	Reported	Cleared	Reported	Cleared
Arson	2	0	0	0	6	*	0	0	0	0	8	0
Assault Offenses	3	3	5	2	227	*	0	0	0	0	235	5
Bribery	0	0	0	0	0	*	0	0	0	0	0	0
Burglary/Breaking and Entering	0	0	126	2	174	*	0	0	0	0	300	2
Counterfeiting/Forgery	0	0	5	0	39	*	0	0	0	0	44	0
Destruction/Damage/Vandalism Of Property	0	0	20	1	169	*	0	0	0	0	189	1
Drug/Narcotic Offenses	23	5	5	4	317	*	0	0	0	0	345	9
Embezzlement	0	0	0	0	0	*	0	0	0	0	0	0
Extortion/Blackmail	0	0	0	0	0	*	0	0	0	0	0	0
Fraud Offenses	0	0	29	0	59	*	0	0	2	2	90	2
Gambling Offenses	0	0	0	0	0	*	0	0	0	0	0	0
Homicide Offenses	1	0	1	0	5	*	0	0	0	0	7	0
Kidnapping/Abduction	0	0	0	0	2	*	0	0	0	0	2	0
Larceny/Theft Offenses	5	1	137	3	792	*	0	0	0	0	934	4
Motor Vehicle Theft	3	0	16	0	39	*	0	0	0	0	58	0
Pornography/Obscene Material	1	0	2	0	1	*	0	0	0	0	4	0
Prostitution Offenses	0	0	0	0	0	*	0	0	0	0	0	0
Robbery	0	0	4	1	19	*	0	0	0	0	23	1
Sex Offenses, Forcible	4	3	6	1	19	*	0	0	0	0	29	4
Sex Offenses, Nonforcible	0	0	1	1	2	*	0	0	0	0	3	1
Stolen Property Offenses (Receiving, etc.)	1	1	13	5	2	*	0	0	3	2	19	8
Weapon Law Violations	0	0	0	0	14	*	0	0	1	1	15	1
<b>Total</b>	<b>43</b>	<b>13</b>	<b>370</b>	<b>20</b>	<b>1886</b>	<b>*</b>	<b>0</b>	<b>0</b>	<b>6</b>	<b>5</b>	<b>2305</b>	<b>38</b>

\*Clearance numbers are not collected for those agencies that submit data via their own Incident Based Reporting System.

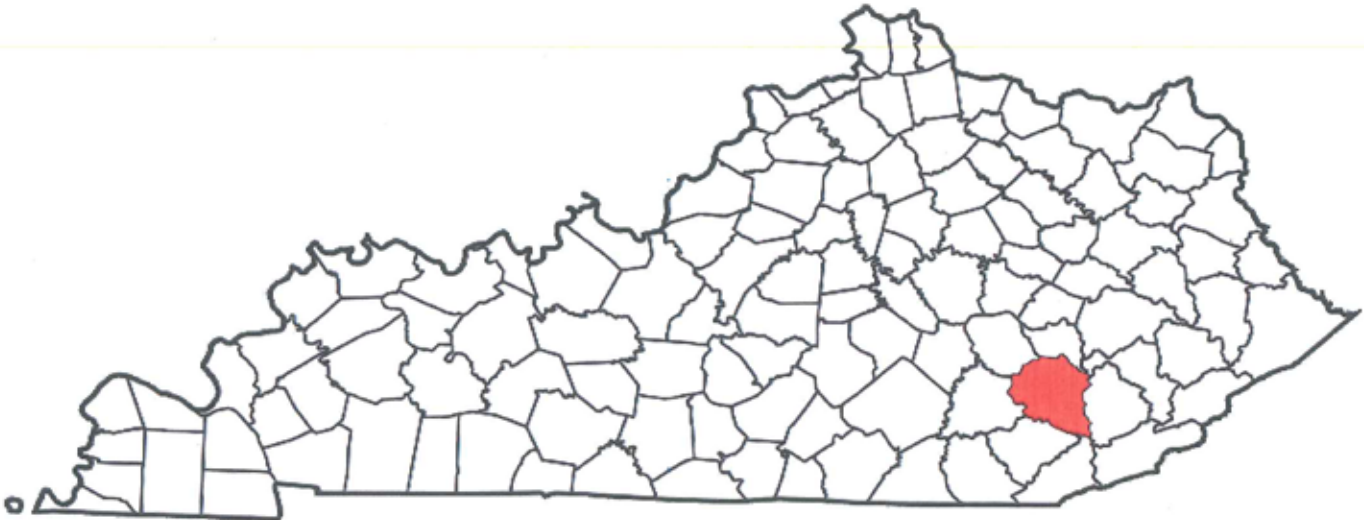
## Clay County

A CRIME IS COMMITTED IN CLAY COUNTY  
EVERY 14 HOURS AND 3 MINUTES

### FULL TIME SWORN LAW ENFORCEMENT EMPLOYEES

Agency	Male	Female	Total
STATE POLICE	8	0	8
CLAY COUNTY POLICE DEPARTMENT	1	0	1
CLAY COUNTY SHERIFF'S OFFICE	13	1	14
MANCHESTER POLICE DEPARTMENT	11	0	11
ALL OTHER AGENCIES	0	0	0

\*\*Kentucky State Police Troopers may be assigned to multiple counties per post.



County Seat: Manchester  
Population: 21,556  
Registered Sex Offenders: 37

**CLAY  
COUNTY**

Group A Offenses By Category	State Police			Sheriff			Manchester			All Other Agencies			Total		
	Offenses			Offenses			Offenses			Offenses			Offenses		
	Reported	Cleared		Reported	Cleared		Reported	Cleared		Reported	Cleared		Reported	Cleared	
Atson	0	0	4	4	0	0	0	0	0	0	0	0	4	0	0
Assault Offenses	40	35	17	17	8	8	5	5	0	0	0	0	62	48	0
Bribery	0	0	0	0	0	0	0	0	0	0	0	0	0	0	0
Burglary/Breaking and Entering	25	3	25	25	2	2	9	6	6	0	0	0	59	11	0
Counterfeiting/Forgery	1	1	0	0	0	0	2	0	0	0	0	0	3	1	0
Destruction/Damage/Vandalism Of Property	7	4	6	6	0	0	8	5	5	0	0	0	21	9	0
Drug/Narcotic Offenses	113	69	55	55	39	39	100	55	55	15	15	0	283	163	0
Embezzlement	0	0	0	0	0	0	0	0	0	0	0	0	0	0	0
Extortion/Blackmail	0	0	0	0	0	0	0	0	0	0	0	0	0	0	0
Fraud Offenses	2	1	0	0	0	0	6	1	1	1	1	1	9	3	0
Gambling Offenses	0	0	0	0	0	0	0	0	0	0	0	0	0	0	0
Homicide Offenses	4	4	0	0	0	0	1	1	1	0	0	0	5	5	0
Kidnapping/Abduction	0	0	0	0	0	0	0	0	0	0	0	0	0	0	0
Larceny/Theft Offenses	30	18	38	38	4	4	42	22	22	0	0	0	110	44	0
Motor Vehicle Theft	7	0	5	5	0	0	4	0	0	0	0	0	16	0	0
Pornography/Obscene Material	2	2	0	0	0	0	0	0	0	0	0	0	2	2	0
Prostitution Offenses	0	0	0	0	0	0	0	0	0	0	0	0	0	0	0
Robbery	1	1	1	1	0	0	1	1	1	0	0	0	3	2	0
Sex Offenses, Forcible	19	19	1	1	1	1	0	0	0	0	0	0	20	20	0
Sex Offenses, Nonforcible	3	3	0	0	0	0	0	0	0	0	0	0	3	3	0
Stolen Property Offenses (Receiving, etc.)	6	5	0	0	0	0	1	0	0	0	0	0	7	5	0
Weapon Law Violations	7	7	6	6	3	3	3	3	3	0	0	0	16	13	0
<b>Total</b>	<b>267</b>	<b>172</b>	<b>158</b>	<b>158</b>	<b>57</b>	<b>57</b>	<b>182</b>	<b>99</b>	<b>99</b>	<b>16</b>	<b>16</b>	<b>1</b>	<b>623</b>	<b>329</b>	<b>0</b>

## Clinton County

A CRIME IS COMMITTED IN CLINTON COUNTY  
EVERY 2 DAYS AND 19 HOURS

### FULL TIME SWORN LAW ENFORCEMENT EMPLOYEES

Agency	Male	Female	Total
STATE POLICE	1	0	1
CLINTON COUNTY SHERIFF'S OFFICE	3	0	3
ALBANY POLICE DEPARTMENT	7	0	7
ALL OTHER AGENCIES	0	0	0

\*\*Kentucky State Police Troopers may be assigned to multiple counties per post.



County Seat: Albany  
Population: 10,285  
Registered Sex Offenders: 14

**CLINTON  
COUNTY**

Group A Offenses By Category	State Police		Sheriff		Albany		All Other Agencies		Total	
	Offenses		Offenses		Offenses		Offenses		Offenses	
	Reported	Cleared	Reported	Cleared	Reported	Cleared	Reported	Cleared	Reported	Cleared
Arson	2	0	0	0	0	0	0	0	2	0
Assault Offenses	12	7	0	0	13	5	0	0	25	12
Bribery	0	0	0	0	0	0	0	0	0	0
Burglary/Breaking and Entering	8	2	0	0	2	2	0	0	10	4
Counterfeiting/Forgery	0	0	0	0	5	5	0	0	5	5
Destruction/Damage/Vandalism Of Property	5	1	0	0	7	7	0	0	12	8
Drug/Narcotic Offenses	23	6	0	0	15	15	0	0	38	21
Embezzlement	0	0	0	0	0	0	0	0	0	0
Extortion/Blackmail	0	0	0	0	0	0	0	0	0	0
Fraud Offenses	2	2	0	0	2	2	0	0	4	4
Gambling Offenses	0	0	0	0	0	0	0	0	0	0
Homicide Offenses	1	1	0	0	0	0	0	0	1	1
Kidnapping/Abduction	0	0	0	0	0	0	0	0	0	0
Larceny/Theft Offenses	7	0	1	1	9	8	0	0	17	9
Motor Vehicle Theft	2	0	0	0	5	2	0	0	7	2
Pornography/Obscene Material	0	0	0	0	0	0	0	0	0	0
Prostitution Offenses	0	0	0	0	0	0	0	0	0	0
Robbery	0	0	0	0	0	0	0	0	0	0
Sex Offenses, Forcible	5	4	0	0	0	0	0	0	5	4
Sex Offenses, Nonforcible	0	0	0	0	0	0	0	0	0	0
Stolen Property Offenses (Receiving, etc.)	1	1	0	0	3	1	0	0	4	2
Weapon Law Violations	0	0	0	0	0	0	0	0	0	0
<b>Total</b>	<b>68</b>	<b>24</b>	<b>1</b>	<b>1</b>	<b>61</b>	<b>47</b>	<b>0</b>	<b>0</b>	<b>130</b>	<b>72</b>

## Crittenden County

A CRIME IS COMMITTED IN CRITTENDEN COUNTY  
EVERY 23 HOURS AND 3 MINUTES

### FULL TIME SWORN LAW ENFORCEMENT EMPLOYEES

Agency	Male	Female	Total
STATE POLICE	3	0	3
CRITTENDEN COUNTY SHERIFF'S OFFICE	3	0	3
MARION POLICE DEPARTMENT	6	0	6
ALL OTHER AGENCIES	0	0	0

\*\*Kentucky State Police Troopers may be assigned to multiple counties per post.



County Seat: Marion  
Population: 9,280  
Registered Sex Offenders: 12

**CRITTENDEN  
COUNTY**

Group A Offenses By Category	State Police		Sheriff		Marion Police		All Other Agencies		Total	
	Offenses		Offenses		Offenses		Offenses		Offenses	
	Reported	Cleared	Reported	Cleared	Reported	Cleared	Reported	Cleared	Reported	Cleared
Arson	0	0	0	0	0	0	0	0	0	0
Assault Offenses	7	6	3	3	51	42	1	0	62	51
Bribery	0	0	0	0	0	0	0	0	0	0
Burglary/Breaking and Entering	4	2	6	1	18	5	0	0	28	8
Counterfeiting/Forgery	0	0	0	0	44	3	0	0	44	3
Destruction/Damage/Vandalism Of Property	0	0	1	0	22	5	0	0	23	5
Drug/Narcotic Offenses	15	13	7	0	66	60	34	2	122	75
Embezzlement	0	0	0	0	0	0	0	0	0	0
Extortion/Blackmail	0	0	0	0	0	0	0	0	0	0
Fraud Offenses	0	0	5	0	4	0	0	0	9	0
Gambling Offenses	0	0	0	0	0	0	0	0	0	0
Homicide Offenses	2	1	0	0	0	0	0	0	2	1
Kidnapping/Abduction	0	0	0	0	1	0	0	0	1	0
Larceny/Theft Offenses	1	1	6	0	63	20	0	0	70	21
Motor Vehicle Theft	0	0	3	0	1	0	0	0	4	0
Pornography/Obscene Material	0	0	0	0	0	0	0	0	0	0
Prostitution Offenses	0	0	0	0	0	0	0	0	0	0
Robbery	1	1	0	0	1	1	0	0	2	2
Sex Offenses, Forcible	4	4	0	0	2	0	0	0	6	4
Sex Offenses, Nonforcible	1	0	0	0	1	0	0	0	2	0
Stolen Property Offenses (Receiving, etc.)	1	1	1	0	2	0	0	0	4	1
Weapon Law Violations	1	1	0	0	0	0	0	0	1	1
<b>Total</b>	<b>37</b>	<b>30</b>	<b>32</b>	<b>4</b>	<b>276</b>	<b>136</b>	<b>35</b>	<b>2</b>	<b>380</b>	<b>172</b>

## Cumberland County

A CRIME IS COMMITTED IN CUMBERLAND COUNTY  
EVERY 3 DAYS AND 8 HOURS

### FULL TIME SWORN LAW ENFORCEMENT EMPLOYEES

Agency	Male	Female	Total
STATE POLICE	3	0	3
CUMBERLAND COUNTY SHERIFF'S OFFICE	4	0	4
BURKESVILLE POLICE DEPARTMENT	5	0	5
ALL OTHER AGENCIES	0	0	0

\*\*Kentucky State Police Troopers may be assigned to multiple counties per post.



County Seat: Burkesville  
Population: 6,819  
Registered Sex Offenders: 7



**CUMBERLAND  
COUNTY**

Group A Offenses By Category	State Police		Sheriff		Burkesville		All Other Agencies		Total	
	Offenses		Offenses		Offenses		Offenses		Offenses	
	Reported	Cleared	Reported	Cleared	Reported	Cleared	Reported	Cleared	Reported	Cleared
Arson	0	0	0	0	0	0	0	0	0	0
Assault Offenses	4	4	3	0	3	3	0	0	10	7
Bribery	0	0	0	0	0	0	0	0	0	0
Burglary/Breaking and Entering	2	0	23	0	3	0	0	0	28	0
Counterfeiting/Forgery	0	0	5	0	0	0	0	0	5	0
Destruction/Damage/Vandalism Of Property	1	1	5	0	1	1	0	0	7	2
Drug/Narcotic Offenses	13	2	0	0	2	2	0	0	15	4
Embezzlement	0	0	0	0	0	0	0	0	0	0
Extortion/Blackmail	0	0	0	0	0	0	0	0	0	0
Fraud Offenses	1	0	1	0	0	0	0	0	2	0
Gambling Offenses	0	0	0	0	0	0	0	0	0	0
Homicide Offenses	0	0	0	0	0	0	0	0	0	0
Kidnapping/Abduction	0	0	0	0	0	0	0	0	0	0
Larceny/Theft Offenses	1	0	7	0	23	23	0	0	31	23
Motor Vehicle Theft	1	0	2	1	1	1	0	0	4	2
Pornography/Obscene Material	1	1	0	0	0	0	0	0	1	1
Prostitution Offenses	0	0	0	0	0	0	0	0	0	0
Robbery	0	0	0	0	0	0	0	0	0	0
Sex Offenses, Forcible	4	3	0	0	0	0	0	0	4	3
Sex Offenses, Nonforcible	0	0	0	0	0	0	0	0	0	0
Stolen Property Offenses (Receiving, etc.)	0	0	1	0	0	0	0	0	1	0
Weapon Law Violations	1	0	0	0	0	0	0	0	1	0
<b>Total</b>	<b>29</b>	<b>11</b>	<b>47</b>	<b>1</b>	<b>33</b>	<b>30</b>	<b>0</b>	<b>0</b>	<b>109</b>	<b>42</b>

## Daviess County

A CRIME IS COMMITTED IN DAVIESS COUNTY  
EVERY 58 MINUTES

### FULL TIME SWORN LAW ENFORCEMENT EMPLOYEES

Agency	Male	Female	Total
STATE POLICE	5	0	5
DAVIESS COUNTY SHERIFF'S OFFICE	37	2	39
OWENSBORO POLICE DEPARTMENT	94	3	97
ALL OTHER AGENCIES	0	0	0

\*\*Kentucky State Police Troopers may be assigned to multiple counties per post.



County Seat: Owensboro  
Population: 97,847  
Registered Sex Offenders: 144

**DAVIESS  
COUNTY**

Group A Offenses By Category	State Police		Sheriff		Owensboro		All Other Agencies		Total	
	Offenses		Offenses		Offenses		Offenses		Offenses	
	Reported	Cleared	Reported	Cleared	Reported	Cleared	Reported	Cleared	Reported	Cleared
Arson	0	0	4	1	12	8	0	0	16	9
Assault Offenses	31	23	207	138	1105	580	1	1	1344	742
Bribery	0	0	0	0	4	4	0	0	4	4
Burglary/Breaking and Entering	4	0	146	13	483	165	0	0	633	178
Counterfeiting/Forgery	5	2	12	3	70	65	0	0	87	70
Destruction/Damage/Vandalism Of Property	17	3	157	25	775	118	0	0	949	146
Drug/Narcotic Offenses	67	58	257	237	1175	1151	3	3	1502	1449
Embezzlement	0	0	0	0	0	0	0	0	0	0
Extortion/Blackmail	0	0	0	0	1	1	0	0	1	1
Fraud Offenses	9	3	45	8	66	55	2	1	122	67
Gambling Offenses	0	0	0	0	0	0	0	0	0	0
Homicide Offenses	0	0	0	0	0	0	0	0	0	0
Kidnapping/Abduction	1	0	4	3	10	9	0	0	15	12
Larceny/Theft Offenses	21	4	419	70	2060	891	0	0	2500	965
Motor Vehicle Theft	3	3	25	5	124	63	0	0	152	71
Pornography/Obscene Material	1269	1267	3	0	8	8	2	2	1282	1277
Prostitution Offenses	0	0	0	0	0	0	0	0	0	0
Robbery	0	0	2	0	45	36	0	0	47	36
Sex Offenses, Forcible	20	18	45	7	121	109	0	0	186	134
Sex Offenses, Nonforcible	0	0	0	0	6	5	0	0	6	5
Stolen Property Offenses (Receiving, etc.)	6	6	3	3	28	28	0	0	37	37
Weapon Law Violations	1	1	3	3	44	44	0	0	48	48
<b>Total</b>	<b>1454</b>	<b>1388</b>	<b>1332</b>	<b>516</b>	<b>6137</b>	<b>3340</b>	<b>8</b>	<b>7</b>	<b>8931</b>	<b>5251</b>

## Edmonson County

A CRIME IS COMMITTED IN EDMONSON COUNTY  
EVERY 22 HOURS AND 20 MINUTES

### FULL TIME SWORN LAW ENFORCEMENT EMPLOYEES

Agency	Male	Female	Total
STATE POLICE	2	0	2
EDMONSON COUNTY SHERIFF'S OFFICE	6	0	6
BROWNSVILLE POLICE DEPARTMENT	3	0	3
ALL OTHER AGENCIES	0	0	0

\*\*Kentucky State Police Troopers may be assigned to multiple counties per post.



County Seat: Brownsville  
Population: 12,071  
Registered Sex Offenders: 13

**EDMONSON  
COUNTY**

Group A Offenses By Category	State Police		Sheriff		Brownsville		All Other Agencies		Total	
	Offenses		Offenses		Offenses		Offenses		Offenses	
	Reported	Cleared	Reported	Cleared	Reported	Cleared	Reported	Cleared	Reported	Cleared
Arson	0	0	0	0	0	0	0	0	0	0
Assault Offenses	21	17	21	7	1	1	1	1	44	26
Bribery	0	0	0	0	1	0	0	0	1	0
Burglary/Breaking and Entering	11	0	29	3	4	1	0	0	44	4
Counterfeiting/Forgery	2	0	2	1	0	0	1	0	5	1
Destruction/Damage/Vandalism Of Property	2	2	36	2	3	1	0	0	41	5
Drug/Narcotic Offenses	17	12	14	2	0	0	55	4	86	18
Embezzlement	0	0	0	0	0	0	0	0	0	0
Extortion/Blackmail	0	0	0	0	0	0	0	0	0	0
Fraud Offenses	0	0	3	0	0	0	0	0	3	0
Gambling Offenses	0	0	0	0	0	0	0	0	0	0
Homicide Offenses	1	0	1	1	0	0	0	0	2	1
Kidnapping/Abduction	0	0	20	0	0	0	0	0	20	0
Larceny/Theft Offenses	11	5	25	1	1	1	0	0	37	7
Motor Vehicle Theft	2	2	21	0	0	0	0	0	23	2
Pornography/Obscene Material	0	0	15	0	0	0	0	0	15	0
Prostitution Offenses	0	0	0	0	0	0	0	0	0	0
Robbery	0	0	1	1	0	0	0	0	1	1
Sex Offenses, Forcible	18	5	43	1	0	0	0	0	61	6
Sex Offenses, Nonforcible	0	0	0	0	0	0	0	0	0	0
Stolen Property Offenses (Receiving, etc.)	1	1	1	0	0	0	0	0	2	1
Weapon Law Violations	0	0	4	1	0	0	3	0	7	1
<b>Total</b>	<b>86</b>	<b>44</b>	<b>236</b>	<b>20</b>	<b>10</b>	<b>4</b>	<b>60</b>	<b>5</b>	<b>392</b>	<b>73</b>

## Elliott County

A CRIME IS COMMITTED IN ELLIOTT COUNTY  
EVERY 3 DAYS AND 18 HOURS

### FULL TIME SWORN LAW ENFORCEMENT EMPLOYEES

Agency	Male	Female	Total
STATE POLICE	7	0	7
ELLIOTT COUNTY SHERIFF'S OFFICE	2	0	2
ALL OTHER AGENCIES	0	0	0

\*\*Kentucky State Police Troopers may be assigned to multiple counties per post.



County Seat: Sandy Hook  
Population: 7,780  
Registered Sex Offenders: 32

**ELLIOTT  
COUNTY**

Group A Offenses By Category	State Police			Sheriff			All Other Agencies			-			Total	
	Offenses			Offenses			Offenses			Offenses			Offenses	
	Reported	Cleared		Reported	Cleared		Reported	Cleared		Reported	Cleared		Reported	Cleared
Arson	0	0		0	0		0	0		0	0		0	0
Assault Offenses	9	8		5	5		0	0		14	13		0	0
Bribery	0	0		0	0		0	0		0	0		0	0
Burglary/Breaking and Entering	8	1		3	1		0	0		11	2		0	0
Counterfeiting/Forgery	0	0		0	0		0	0		0	0		0	0
Destruction/Damage/Vandalism Of Property	0	0		0	0		0	0		0	0		0	0
Drug/Narcotic Offenses	44	43		7	7		0	0		51	50		0	0
Embezzlement	0	0		0	0		0	0		0	0		0	0
Extortion/Blackmail	0	0		0	0		0	0		0	0		0	0
Fraud Offenses	4	4		0	0		0	0		4	4		0	0
Gambling Offenses	0	0		0	0		0	0		0	0		0	0
Homicide Offenses	1	0		0	0		0	0		1	0		0	0
Kidnapping/Abduction	0	0		0	0		0	0		0	0		0	0
Larceny/Theft Offenses	4	1		3	2		1	1		8	4		0	0
Motor Vehicle Theft	0	0		0	0		0	0		0	0		0	0
Pornography/Obscene Material	0	0		0	0		0	0		0	0		0	0
Prostitution Offenses	0	0		0	0		0	0		0	0		0	0
Robbery	0	0		0	0		0	0		0	0		0	0
Sex Offenses, Forcible	7	5		0	0		0	0		7	5		0	0
Sex Offenses, Nonforcible	1	1		0	0		0	0		1	1		0	0
Stolen Property Offenses (Receiving, etc.)	0	0		0	0		0	0		0	0		0	0
Weapon Law Violations	0	0		0	0		0	0		0	0		0	0
<b>Total</b>	<b>78</b>	<b>63</b>		<b>18</b>	<b>15</b>		<b>1</b>	<b>1</b>		<b>0</b>	<b>0</b>		<b>97</b>	<b>79</b>

## Estill County

A CRIME IS COMMITTED IN ESTILL COUNTY  
EVERY 23 HOURS AND 29 MINUTES

### FULL TIME SWORN LAW ENFORCEMENT EMPLOYEES

Agency	Male	Female	Total
STATE POLICE	3	0	3
ESTILL COUNTY SHERIFF'S OFFICE	4	0	4
IRVINE POLICE DEPARTMENT	6	0	6
RAVENNA POLICE DEPARTMENT	2	0	2
ALL OTHER AGENCIES	0	0	0

\*\*Kentucky State Police Troopers may be assigned to multiple counties per post.



County Seat: Irvine  
Population: 14,493  
Registered Sex Offenders: 24



**ESTILL  
COUNTY**

Group A Offenses By Category	State Police		Sheriff		Irvine		Ravenna		All Other Agencies		Total	
	Offenses		Offenses		Offenses		Offenses		Offenses		Offenses	
	Reported	Cleared	Reported	Cleared	Reported	Cleared	Reported	Cleared	Reported	Cleared	Reported	Cleared
Arson	3	0	0	0	0	0	0	0	0	0	3	0
Assault Offenses	21	18	4	2	13	7	0	0	0	0	38	27
Bribery	0	0	0	0	0	0	0	0	0	0	0	0
Burglary/Breaking and Entering	24	4	18	1	6	1	6	0	0	0	54	6
Counterfeiting/Forgery	12	4	11	1	0	0	1	0	0	0	24	5
Destruction/Damage/Vandalism Of Property	9	3	7	1	10	0	4	0	0	0	30	4
Drug/Narcotic Offenses	47	24	0	0	26	19	0	0	0	0	73	43
Embezzlement	0	0	0	0	0	0	0	0	0	0	0	0
Extortion/Blackmail	0	0	0	0	0	0	0	0	0	0	0	0
Fraud Offenses	3	2	0	0	0	0	0	0	0	0	3	2
Gambling Offenses	0	0	0	0	0	0	0	0	0	0	0	0
Homicide Offenses	1	0	0	0	0	0	0	0	0	0	1	0
Kidnapping/Abduction	0	0	1	1	0	0	0	0	0	0	1	1
Larceny/Theft Offenses	26	11	20	2	10	1	8	1	0	0	64	15
Motor Vehicle Theft	9	1	6	0	3	0	0	0	0	0	18	1
Pornography/Obscene Material	1	0	0	0	0	0	0	0	0	0	1	0
Prostitution Offenses	0	0	0	0	0	0	0	0	0	0	0	0
Robbery	3	2	1	0	0	0	0	0	0	0	4	2
Sex Offenses, Forcible	13	4	0	0	0	0	0	0	0	0	13	4
Sex Offenses, Nonforcible	0	0	0	0	0	0	0	0	0	0	0	0
Stolen Property Offenses (Receiving, etc.)	6	1	2	1	1	1	0	0	1	1	10	4
Weapon Law Violations	36	0	0	0	0	0	0	0	0	0	36	0
<b>Total</b>	<b>214</b>	<b>74</b>	<b>70</b>	<b>9</b>	<b>69</b>	<b>29</b>	<b>19</b>	<b>1</b>	<b>1</b>	<b>1</b>	<b>373</b>	<b>114</b>

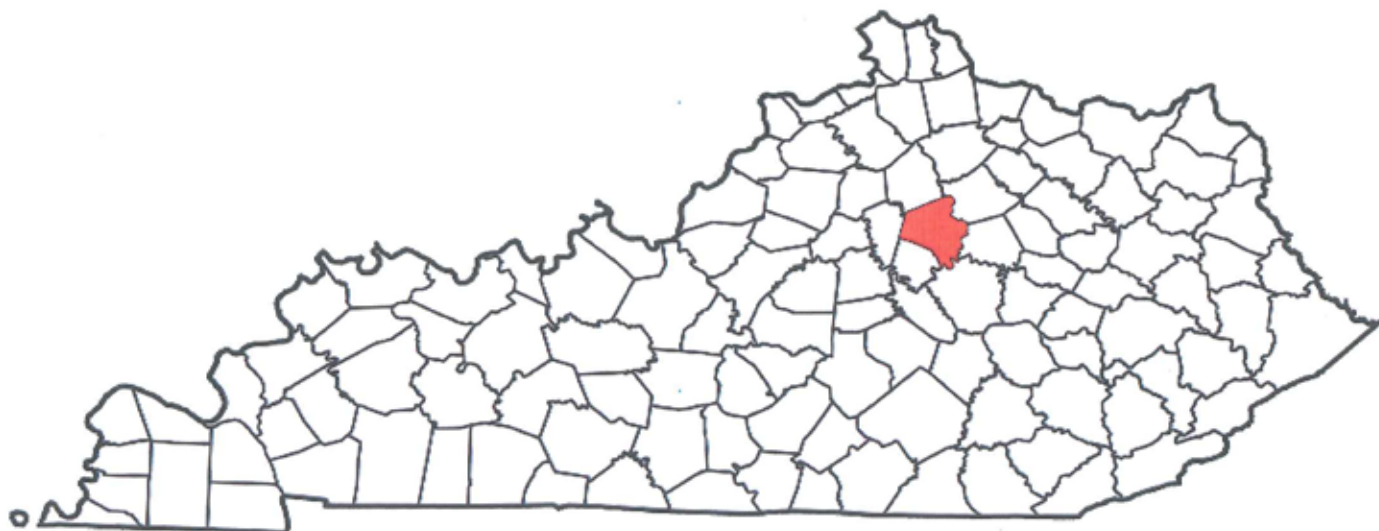
## Fayette County

A CRIME IS COMMITTED IN FAYETTE  
COUNTY EVERY 16 MINUTES

### FULL TIME SWORN LAW ENFORCEMENT EMPLOYEES

Agency	Male	Female	Total
STATE POLICE	0	0	0
FAYETTE COUNTY SHERIFF'S OFFICE	37	10	47
LEXINGTON POLICE DEPARTMENT	460	42	502
UK POLICE DEPARTMENT	43	5	48
FAYETTE CO. SCHOOLS	21	6	27
BLUEGRASS AIRPORT	19	0	19
KY HORSE PARK	7	0	7
ALL OTHER AGENCIES	0	0	0

\*\*Kentucky State Police Troopers may be assigned to multiple counties per post.



County Seat: Lexington  
Population: 305,489  
Registered Sex Offenders: 296

**FAYETTE  
COUNTY**

Group A Offenses By Category	State Police		Sheriff		Lexington PD		UK Police Dept.		Fayette Co. Schools	
	Offenses		Offenses		Offenses		Offenses		Offenses	
	Reported	Cleared	Reported	Cleared	Reported	Cleared	Reported	Cleared	Reported	Cleared
Arson	0	0	0	0	60	9	1	0	1	0
Assault Offenses	14	9	0	0	3716	2748	104	25	148	125
Bribery	0	0	0	0	3	3	0	0	0	0
Burglary/Breaking and Entering	1	0	0	0	2892	492	40	4	5	2
Counterfeiting/Forgery	9	4	0	0	857	545	13	7	2	0
Destruction/Damage/Vandalism Of Property	3	1	0	0	4612	928	170	15	49	17
Drug/Narcotic Offenses	105	67	0	0	2918	2829	194	162	119	104
Embezzlement	0	0	0	0	0	0	0	0	0	0
Extortion/Blackmail	0	0	0	0	1	0	0	0	0	0
Fraud Offenses	28	6	0	0	1590	849	38	4	1	1
Gambling Offenses	0	0	0	0	0	0	0	0	1	1
Homicide Offenses	0	0	0	0	15	12	0	0	0	0
Kidnapping/Abduction	0	0	0	0	94	66	1	1	0	0
Larceny/Theft Offenses	12	5	0	0	10835	3797	541	35	176	25
Motor Vehicle Theft	2	1	0	0	968	264	21	2	0	0
Pornography/Obscene Material	5	4	0	0	23	20	0	0	0	0
Prostitution Offenses	1	1	0	0	155	152	0	0	0	0
Robbery	0	0	0	0	643	194	3	1	0	0
Sex Offenses, Forcible	7	3	0	0	358	173	1	0	3	1
Sex Offenses, Nonforcible	0	0	0	0	14	2	0	0	0	0
Stolen Property Offenses (Receiving, etc.)	7	5	0	0	325	262	17	11	8	5
Weapon Law Violations	5	2	0	0	268	265	11	9	16	13
<b>Total</b>	<b>199</b>	<b>108</b>	<b>0</b>	<b>0</b>	<b>30347</b>	<b>13610</b>	<b>1155</b>	<b>276</b>	<b>529</b>	<b>294</b>

\*\*\*Note: Lexington Police Department reported summary for a portion of the year before moving to KYOPS. Additional data can be found in the Summary section of this publication.

**FAYETTE  
COUNTY**

Group A Offenses By Category	Bluegrass Airport		KY Horse Park		All Other Agencies		Total	
	Offenses		Offenses		Offenses		Offenses	
	Reported	Cleared	Reported	Cleared	Reported	Cleared	Reported	Cleared
Arson	0	0	0	0	0	0	62	9
Assault Offenses	0	0	0	0	3	3	3985	2910
Bribery	0	0	0	0	0	0	3	3
Burglary/Breaking and Entering	1	0	2	1	0	0	2941	499
Counterfeiting/Forgery	0	0	0	0	4	4	885	560
Destruction/Damage/Vandalism Of Property	1	0	12	0	0	0	4847	961
Drug/Narcotic Offenses	0	0	0	0	6	4	3342	3166
Embezzlement	0	0	0	0	0	0	0	0
Extortion/Blackmail	0	0	0	0	0	0	1	0
Fraud Offenses	0	0	0	0	7	5	1664	865
Gambling Offenses	0	0	0	0	0	0	1	1
Homicide Offenses	0	0	0	0	0	0	15	12
Kidnapping/Abduction	0	0	0	0	0	0	95	67
Larceny/Theft Offenses	10	1	60	0	1	1	11635	3864
Motor Vehicle Theft	1	0	0	0	1	1	993	268
Pornography/Obscene Material	0	0	0	0	4	4	32	28
Prostitution Offenses	0	0	0	0	0	0	156	153
Robbery	0	0	0	0	0	0	646	195
Sex Offenses, Forcible	0	0	0	0	0	0	369	177
Sex Offenses, Nonforcible	0	0	0	0	0	0	14	2
Stolen Property Offenses (Receiving, etc.)	0	0	0	0	0	0	357	283
Weapon Law Violations	0	0	0	0	1	1	301	290
<b>Total</b>	<b>13</b>	<b>1</b>	<b>74</b>	<b>1</b>	<b>27</b>	<b>23</b>	<b>32344</b>	<b>14313</b>

## Fleming County

A CRIME IS COMMITTED IN FLEMING COUNTY  
EVERY 20 HOURS AND 25 MINUTES

### FULL TIME SWORN LAW ENFORCEMENT EMPLOYEES

Agency	Male	Female	Total
STATE POLICE	8	1	9
FLEMING COUNTY SHERIFF'S OFFICE	6	0	6
FLEMINGSBURG POLICE DEPARTMENT	7	0	7
ALL OTHER AGENCIES	0	0	0

\*\*Kentucky State Police Troopers may be assigned to multiple counties per post.



County Seat: Flemingsburg  
Population: 14,560  
Registered Sex Offenders: 21

**FLEMING  
COUNTY**

Group A Offenses By Category	State Police		Sheriff		Flemingsburg		All Other Agencies		Total	
	Offenses		Offenses		Offenses		Offenses		Offenses	
	Reported	Cleared	Reported	Cleared	Reported	Cleared	Reported	Cleared	Reported	Cleared
Arson	0	0	2	2	1	1	0	0	3	3
Assault Offenses	32	32	14	8	33	32	0	0	79	72
Bribery	0	0	0	0	0	0	0	0	0	0
Burglary/Breaking and Entering	9	2	11	4	16	7	0	0	36	13
Counterfeiting/Forgery	3	3	8	5	2	1	0	0	13	9
Destruction/Damage/Vandalism Of Property	0	0	3	0	20	11	0	0	23	11
Drug/Narcotic Offenses	44	37	2	2	78	73	28	4	152	116
Embezzlement	0	0	0	0	0	0	0	0	0	0
Extortion/Blackmail	0	0	0	0	0	0	0	0	0	0
Fraud Offenses	0	0	0	0	1	0	0	0	1	0
Gambling Offenses	0	0	0	0	0	0	0	0	0	0
Homicide Offenses	2	2	0	0	0	0	0	0	2	2
Kidnapping/Abduction	0	0	0	0	0	0	0	0	0	0
Larceny/Theft Offenses	15	5	9	1	56	24	1	0	81	30
Motor Vehicle Theft	0	0	4	0	2	1	0	0	6	1
Pornography/Obscene Material	0	0	0	0	0	0	0	0	0	0
Prostitution Offenses	0	0	0	0	0	0	0	0	0	0
Robbery	0	0	0	0	0	0	0	0	0	0
Sex Offenses, Forcible	19	9	0	0	0	0	0	0	19	9
Sex Offenses, Nonforcible	2	0	0	0	0	0	0	0	2	0
Stolen Property Offenses (Receiving, etc.)	2	2	3	3	3	2	0	0	8	7
Weapon Law Violations	3	3	0	0	1	1	0	0	4	4
<b>Total</b>	<b>131</b>	<b>95</b>	<b>56</b>	<b>25</b>	<b>213</b>	<b>153</b>	<b>29</b>	<b>4</b>	<b>429</b>	<b>277</b>

## Floyd County

A CRIME IS COMMITTED IN FLOYD COUNTY  
EVERY 6 HOURS AND 41 MINUTES

### FULL TIME SWORN LAW ENFORCEMENT EMPLOYEES

Agency	Male	Female	Total
STATE POLICE	13	0	13
FLOYD COUNTY SHERIFF'S OFFICE	13	0	13
MARTIN POLICE DEPARTMENT	4	0	4
PRESTONSBURG POLICE DEPARTMENT	15	1	16
ALL OTHER AGENCIES	2	0	0

\*\*Kentucky State Police Troopers may be assigned to multiple counties per post.



County Seat: Prestonsburg  
Population: 38,949  
Registered Sex Offenders: 52

**FRANKLIN  
COUNTY**

Group A Offenses By Category	State Police		Sheriff		Frankfort PD		KSU Police Dept.		All Other Agencies		Total	
	Offenses		Offenses		Offenses		Offenses		Offenses		Offenses	
	Reported	Cleared	Reported	Cleared	Reported	Cleared	Reported	Cleared	Reported	Cleared	Reported	Cleared
Arson	0	0	1	0	8	2	0	0	0	0	9	2
Assault Offenses	40	31	157	40	868	264	17	3	0	0	1082	338
Bribery	0	0	0	0	0	0	0	0	0	0	0	0
Burglary/Breaking and Entering	39	5	98	9	360	25	5	2	0	0	502	41
Counterfeiting/Forgery	18	6	15	0	146	16	2	0	0	0	181	22
Destruction/Damage/Vandalism Of Property	19	4	118	7	415	26	25	3	0	0	577	40
Drug/Narcotic Offenses	55	35	43	32	447	354	5	3	0	0	550	424
Embezzlement	0	0	0	0	0	0	0	0	0	0	0	0
Extortion/Blackmail	0	0	3	0	0	0	0	0	0	0	3	0
Fraud Offenses	16	5	38	4	134	7	1	0	2	1	191	17
Gambling Offenses	0	0	0	0	0	0	0	0	0	0	0	0
Homicide Offenses	0	0	2	0	4	4	0	0	0	0	6	4
Kidnapping/Abduction	3	3	1	0	11	2	0	0	0	0	15	5
Larceny/Theft Offenses	58	16	219	18	971	169	92	3	0	0	1340	206
Motor Vehicle Theft	10	3	21	0	60	6	0	0	0	0	91	9
Pornography/Obscene Material	2	1	1	0	1	1	0	0	4	4	8	6
Prostitution Offenses	0	0	0	0	0	0	0	0	0	0	0	0
Robbery	0	0	6	0	65	12	0	0	0	0	71	12
Sex Offenses, Forcible	27	15	17	9	34	17	0	0	0	0	78	41
Sex Offenses, Nonforcible	1	1	0	0	3	2	0	0	0	0	4	3
Stolen Property Offenses (Receiving, etc.)	7	3	16	13	14	13	2	2	0	0	39	31
Weapon Law Violations	4	2	8	7	18	15	0	0	0	0	30	24
<b>Total</b>	<b>299</b>	<b>130</b>	<b>764</b>	<b>139</b>	<b>3559</b>	<b>935</b>	<b>149</b>	<b>16</b>	<b>6</b>	<b>5</b>	<b>4777</b>	<b>1225</b>

\*\*Note: Frankfort Police Department reported summary for a portion of the year before moving to KYOPS. Additional data can be found in the Summary section of this publication.



## Fulton County

A CRIME IS COMMITTED IN FULTON COUNTY  
EVERY 17 HOURS AND 14 MINUTES

### FULL TIME SWORN LAW ENFORCEMENT EMPLOYEES

Agency	Male	Female	Total
STATE POLICE	1	0	1
FULTON COUNTY SHERIFF'S OFFICE	3	0	3
FULTON POLICE DEPARTMENT	9	0	9
ALL OTHER AGENCIES	0	0	0

\*\*Kentucky State Police Troopers may be assigned to multiple counties per post.



County Seat: Hickman  
Population: 6,525  
Registered Sex Offenders: 30

**FULTON  
COUNTY**

Group A Offenses By Category	State Police		Sheriff		Fulton		All Other Agencies		Total	
	Offenses		Offenses		Offenses		Offenses		Offenses	
	Reported	Cleared	Reported	Cleared	Reported	Cleared	Reported	Cleared	Reported	Cleared
Arson	0	0	0	0	1	1	0	0	1	1
Assault Offenses	10	3	15	5	47	29	0	0	72	37
Bribery	0	0	0	0	1	1	0	0	1	1
Burglary/Breaking and Entering	1	0	12	3	22	3	0	0	35	6
Counterfeiting/Forgery	0	0	1	1	28	17	0	0	29	18
Destruction/Damage/Vandalism Of Property	1	1	11	2	35	10	0	0	47	13
Drug/Narcotic Offenses	23	9	40	40	34	7	30	18	127	74
Embezzlement	0	0	0	0	0	0	0	0	0	0
Extortion/Blackmail	0	0	0	0	1	1	0	0	1	1
Fraud Offenses	5	1	5	1	28	8	0	0	38	10
Gambling Offenses	0	0	0	0	0	0	0	0	0	0
Homicide Offenses	0	0	0	0	0	0	0	0	0	0
Kidnapping/Abduction	0	0	0	0	0	0	0	0	0	0
Larceny/Theft Offenses	1	1	22	3	94	26	0	0	117	30
Motor Vehicle Theft	2	0	1	0	3	1	0	0	6	1
Pornography/Obscene Material	0	0	0	0	0	0	0	0	0	0
Prostitution Offenses	0	0	0	0	0	0	0	0	0	0
Robbery	0	0	0	0	4	2	0	0	4	2
Sex Offenses, Forcible	1	0	0	0	6	4	0	0	7	4
Sex Offenses, Nonforcible	0	0	0	0	0	0	0	0	0	0
Stolen Property Offenses (Receiving, etc.)	0	0	3	3	1	0	2	2	6	5
Weapon Law Violations	0	0	14	13	1	1	2	2	17	16
<b>Total</b>	<b>44</b>	<b>15</b>	<b>124</b>	<b>71</b>	<b>306</b>	<b>111</b>	<b>34</b>	<b>22</b>	<b>508</b>	<b>219</b>

## Gallatin County

A CRIME IS COMMITTED IN GALLATIN COUNTY  
EVERY 18 HOURS AND 43 MINUTES

### FULL TIME SWORN LAW ENFORCEMENT EMPLOYEES

Agency	Male	Female	Total
STATE POLICE	3	1	4
GALLATIN COUNTY SHERIFF'S OFFICE	10	2	12
WARSAW POLICE DEPARTMENT	4	0	4
ALL OTHER AGENCIES	0	0	0

\*\*Kentucky State Police Troopers may be assigned to multiple counties per post.



County Seat: Warsaw  
Population: 8,479  
Registered Sex Offenders: 20

**GALLATIN  
COUNTY**

Group A Offenses By Category	State Police		Sheriff		Warsaw		All Other Agencies		Total	
	Offenses		Offenses		Offenses		Offenses		Offenses	
	Reported	Cleared	Reported	Cleared	Reported	Cleared	Reported	Cleared	Reported	Cleared
Arson	0	0	2	0	0	0	0	0	2	0
Assault Offenses	23	21	27	11	13	9	0	0	63	41
Bribery	0	0	0	0	0	0	0	0	0	0
Burglary/Breaking and Entering	4	1	41	4	11	0	0	0	56	5
Counterfeiting/Forgery	24	24	2	1	0	0	0	0	26	25
Destruction/Damage/Vandalism Of Property	8	6	21	5	8	2	0	0	37	13
Drug/Narcotic Offenses	120	104	42	19	11	10	0	0	173	133
Embezzlement	0	0	0	0	0	0	0	0	0	0
Extortion/Blackmail	0	0	1	0	0	0	0	0	1	0
Fraud Offenses	3	1	1	0	5	0	0	0	9	1
Gambling Offenses	0	0	0	0	0	0	0	0	0	0
Homicide Offenses	2	2	0	0	0	0	0	0	2	2
Kidnapping/Abduction	2	1	0	0	1	1	0	0	3	2
Larceny/Theft Offenses	7	4	42	1	8	2	0	0	57	7
Motor Vehicle Theft	0	0	7	1	3	1	0	0	10	2
Pornography/Obscene Material	0	0	0	0	0	0	0	0	0	0
Prostitution Offenses	0	0	0	0	0	0	0	0	0	0
Robbery	0	0	0	0	0	0	0	0	0	0
Sex Offenses, Forcible	11	5	2	0	0	0	0	0	13	5
Sex Offenses, Nonforcible	2	1	0	0	0	0	0	0	2	1
Stolen Property Offenses (Receiving, etc.)	1	1	3	0	1	1	0	0	5	2
Weapon Law Violations	2	2	7	7	0	0	0	0	9	9
<b>Total</b>	<b>209</b>	<b>173</b>	<b>198</b>	<b>49</b>	<b>61</b>	<b>26</b>	<b>0</b>	<b>0</b>	<b>468</b>	<b>248</b>

## Garrard County

A CRIME IS COMMITTED IN GARRARD COUNTY  
EVERY 11 HOURS AND 26 MINUTES

### FULL TIME SWORN LAW ENFORCEMENT EMPLOYEES

Agency	Male	Female	Total
STATE POLICE	1	0	1
GARRARD COUNTY SHERIFF'S OFFICE	8	0	8
LANCASTER POLICE DEPARTMENT	9	1	10
ALL OTHER AGENCIES	0	0	0

\*\*Kentucky State Police Troopers may be assigned to multiple counties per post.



County Seat: Lancaster  
Population: 16,913  
Registered Sex Offenders: 31

**GARRARD  
COUNTY**

Group A Offenses By Category	State Police				Sheriff				Lancaster				All Other Agencies				Total	
	Offenses		Offenses		Offenses		Offenses		Offenses		Offenses		Offenses		Offenses			
	Reported	Cleared	Reported	Cleared	Reported	Cleared	Reported	Cleared	Reported	Cleared	Reported	Cleared	Reported	Cleared	Reported	Cleared		
Arson	2	0	0	0	2	0	0	0	0	0	0	0	0	0	4	0		
Assault Offenses	21	11	10	0	43	33	0	0	0	0	0	0	0	74	44			
Bribery	0	0	0	0	0	0	0	0	0	0	0	0	0	0	0	0		
Burglary/Breaking and Entering	20	2	17	1	44	8	0	0	0	0	0	0	0	81	11			
Counterfeiting/Forgery	45	1	0	0	6	1	0	0	0	0	0	0	0	51	2			
Destruction/Damage/Vandalism Of Property	6	2	2	0	19	0	0	0	0	0	0	0	0	27	2			
Drug/Narcotic Offenses	38	14	9	6	74	72	0	0	0	0	0	0	0	121	92			
Embezzlement	0	0	0	0	0	0	0	0	0	0	0	0	0	0	0	0		
Extortion/Blackmail	0	0	0	0	0	0	0	0	0	0	0	0	0	0	0	0		
Fraud Offenses	1	0	2	0	7	2	0	0	0	0	0	0	0	10	2			
Gambling Offenses	0	0	0	0	0	0	0	0	0	0	0	0	0	1	1			
Homicide Offenses	0	0	1	0	0	0	0	0	0	0	0	0	0	1	0			
Kidnapping/Abduction	0	0	0	0	1	0	0	0	0	0	0	0	0	1	0			
Larceny/Theft Offenses	12	6	28	2	56	10	0	0	0	0	0	0	0	96	18			
Motor Vehicle Theft	2	0	3	0	2	2	0	0	0	0	0	0	0	7	2			
Pornography/Obscene Material	0	0	0	0	0	0	0	0	0	0	0	0	0	0	0			
Prostitution Offenses	0	0	0	0	0	0	0	0	0	0	0	0	0	0	0			
Robbery	1	0	0	0	1	1	0	0	0	0	0	0	0	2	1			
Sex Offenses, Forcible	210	208	1	0	2	0	0	0	0	0	0	0	0	213	208			
Sex Offenses, Nonforcible	51	50	0	0	0	0	0	0	0	0	0	0	0	51	50			
Stolen Property Offenses (Receiving, etc.)	3	1	7	1	7	6	0	0	0	0	0	0	0	17	8			
Weapon Law Violations	3	2	1	0	5	4	0	0	0	0	0	0	0	9	6			
<b>Total</b>	<b>415</b>	<b>297</b>	<b>81</b>	<b>10</b>	<b>269</b>	<b>139</b>	<b>1</b>	<b>1</b>	<b>1</b>	<b>1</b>	<b>1</b>	<b>1</b>	<b>1</b>	<b>766</b>	<b>447</b>			

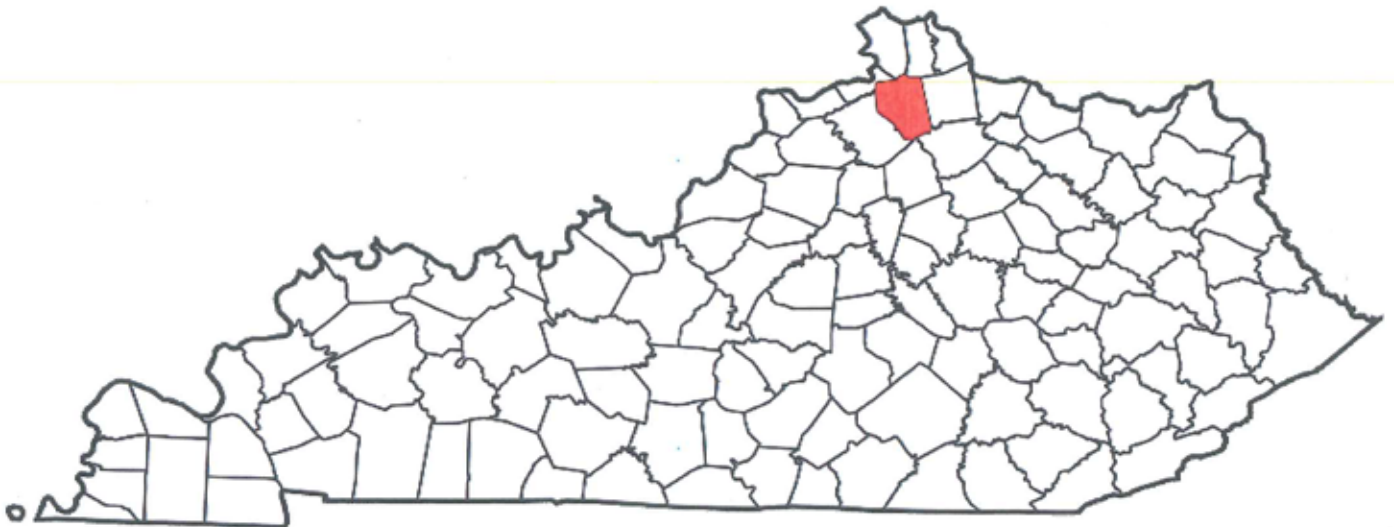
## Grant County

A CRIME IS COMMITTED IN GRANT COUNTY  
EVERY 6 HOURS AND 57 MINUTES

### FULL TIME SWORN LAW ENFORCEMENT EMPLOYEES

Agency	Male	Female	Total
STATE POLICE	26	0	26
GRANT COUNTY SHERIFF'S OFFICE	13	0	13
DRY RIDGE POLICE DEPARTMENT	1	0	1
WILLIAMSTOWN POLICE DEPARTMENT	7	0	7
ALL OTHER AGENCIES	0	0	0

\*\*Kentucky State Police Troopers may be assigned to multiple counties per post.



County Seat: Williamstown  
Population: 24,485  
Registered Sex Offenders: 61

**GRANT  
COUNTY**

Group A Offenses By Category	State Police		Sheriff		Dry Ridge PD		Williamstown		All Other Agencies		Total	
	Offenses		Offenses		Offenses		Offenses		Offenses		Offenses	
	Reported	Cleared	Reported	Cleared	Reported	Cleared	Reported	Cleared	Reported	Cleared	Reported	Cleared
Arson	2	0	0	0	0	0	0	0	0	0	2	0
Assault Offenses	112	94	68	56	0	0	27	9	0	0	207	159
Bribery	4	3	0	0	0	0	0	0	0	0	4	3
Burglary/Breaking and Entering	64	14	56	7	0	0	28	1	0	0	148	22
Counterfeiting/Forgery	27	3	31	3	0	0	2	0	0	0	60	6
Destruction/Damage/Vandalism Of Property	58	16	27	9	0	0	21	3	0	0	106	28
Drug/Narcotic Offenses	195	161	59	51	7	7	6	2	0	0	267	221
Embezzlement	0	0	0	0	0	0	0	0	0	0	0	0
Extortion/Blackmail	0	0	0	0	0	0	0	0	0	0	0	0
Fraud Offenses	30	17	9	4	0	0	14	0	0	0	53	21
Gambling Offenses	0	0	0	0	0	0	0	0	0	0	0	0
Homicide Offenses	0	0	0	0	0	0	0	0	0	0	0	0
Kidnapping/Abduction	2	2	5	3	0	0	0	0	0	0	7	5
Larceny/Theft Offenses	131	41	85	15	14	13	81	11	0	0	311	80
Motor Vehicle Theft	8	3	11	3	1	0	2	0	0	0	22	6
Pornography/Obscene Material	7	5	0	0	0	0	0	0	1	1	8	6
Prostitution Offenses	0	0	0	0	0	0	0	0	0	0	0	0
Robbery	2	2	3	2	0	0	0	0	0	0	5	4
Sex Offenses, Forcible	24	16	0	0	0	0	0	0	0	0	24	16
Sex Offenses, Nonforcible	0	0	1	1	0	0	0	0	0	0	1	1
Stolen Property Offenses (Receiving, etc.)	16	15	5	4	1	1	5	3	0	0	27	23
Weapon Law Violations	5	5	2	2	0	0	1	1	0	0	8	8
<b>Total</b>	<b>687</b>	<b>397</b>	<b>362</b>	<b>160</b>	<b>23</b>	<b>21</b>	<b>187</b>	<b>30</b>	<b>1</b>	<b>1</b>	<b>1260</b>	<b>609</b>



## Graves County

A CRIME IS COMMITTED IN GRAVES COUNTY  
EVERY 3 HOURS AND 45 MINUTES

### FULL TIME SWORN LAW ENFORCEMENT EMPLOYEES

Agency	Male	Female	Total
STATE POLICE	21	0	21
GRAVES COUNTY SHERIFF'S OFFICE	13	0	13
MAYFIELD POLICE DEPARTMENT	22	1	23
ALL OTHER AGENCIES	2	0	2

\*\*Kentucky State Police Troopers may be assigned to multiple counties per post.



County Seat: Mayfield  
Population: 37,544  
Registered Sex Offenders: 67

**GRAVES  
COUNTY**

Group A Offenses By Category	State Police		Sheriff		Mayfield		All Other Agencies		Total	
	Offenses		Offenses		Offenses		Offenses		Offenses	
	Reported	Cleared	Reported	Cleared	Reported	Cleared	Reported	Cleared	Reported	Cleared
Arson	1	1	0	0	1	0	0	0	2	1
Assault Offenses	107	99	175	120	178	121	4	4	464	344
Bribery	0	0	2	2	0	0	0	0	2	2
Burglary/Breaking and Entering	32	6	146	27	75	28	0	0	253	61
Counterfeiting/Forgery	26	23	47	6	37	21	11	11	121	61
Destruction/Damage/Vandalism Of Property	16	10	86	24	31	16	0	0	133	50
Drug/Narcotic Offenses	82	74	169	154	283	250	106	73	640	551
Embezzlement	0	0	0	0	0	0	0	0	0	0
Extortion/Blackmail	0	0	0	0	0	0	0	0	0	0
Fraud Offenses	24	13	15	4	52	20	1	1	92	38
Gambling Offenses	0	0	0	0	0	0	0	0	0	0
Homicide Offenses	4	4	12	9	0	0	0	0	16	13
Kidnapping/Abduction	1	1	4	0	7	6	0	0	12	7
Larceny/Theft Offenses	73	34	144	42	119	45	1	0	337	121
Motor Vehicle Theft	14	5	32	12	12	5	0	0	58	22
Pornography/Obscene Material	3	2	1	1	3	0	0	0	7	3
Prostitution Offenses	1	1	0	0	0	0	0	0	1	1
Robbery	0	0	5	3	3	0	0	0	8	3
Sex Offenses, Forcible	18	12	8	3	9	5	0	0	35	20
Sex Offenses, Nonforcible	1	0	12	11	0	0	0	0	13	11
Stolen Property Offenses (Receiving, etc.)	5	4	13	10	13	9	10	10	41	33
Weapon Law Violations	29	28	50	46	11	9	4	4	94	87
<b>Total</b>	<b>437</b>	<b>317</b>	<b>921</b>	<b>474</b>	<b>834</b>	<b>535</b>	<b>137</b>	<b>103</b>	<b>2329</b>	<b>1429</b>

## Grayson County

A CRIME IS COMMITTED IN GRAYSON COUNTY  
EVERY 10 HOURS AND 18 MINUTES

### FULL TIME SWORN LAW ENFORCEMENT EMPLOYEES

Agency	Male	Female	Total
STATE POLICE	3	0	3
GRAYSON COUNTY SHERIFF'S OFFICE	8	0	8
CLARKSON POLICE DEPARTMENT	1	0	1
LEITCHFIELD POLICE DEPARTMENT	13	0	13
ALL OTHER AGENCIES	1	0	1

\*\*Kentucky State Police Troopers may be assigned to multiple counties per post.



County Seat: Leitchfield  
Population: 25,964  
Registered Sex Offenders: 46

**GRAYSON  
COUNTY**

Group A Offenses By Category	State Police		Sheriff		Clarkson		Leitchfield		All Other Agencies		Total	
	Offenses		Offenses		Offenses		Offenses		Offenses		Offenses	
	Reported	Cleared	Reported	Cleared	Reported	Cleared	Reported	Cleared	Reported	Cleared	Reported	Cleared
Arson	1	0	0	0	0	0	2	1	0	0	3	1
Assault Offenses	19	17	34	20	0	0	17	12	0	0	70	49
Bribery	0	0	0	0	0	0	0	0	0	0	0	0
Burglary/Breaking and Entering	6	1	100	19	0	0	35	4	0	0	141	24
Counterfeiting/Forgery	66	46	19	0	0	0	4	1	0	0	89	47
Destruction/Damage/Vandalism Of Property	5	3	37	5	0	0	40	6	0	0	82	14
Drug/Narcotic Offenses	79	62	41	37	0	0	31	21	3	3	154	123
Embezzlement	0	0	0	0	0	0	0	0	0	0	0	0
Extortion/Blackmail	0	0	0	0	0	0	0	0	0	0	0	0
Fraud Offenses	0	0	6	0	0	0	4	0	0	0	10	0
Gambling Offenses	0	0	0	0	0	0	0	0	0	0	0	0
Homicide Offenses	1	1	0	0	0	0	1	1	0	0	2	2
Kidnapping/Abduction	1	1	0	0	0	0	0	0	0	0	1	1
Larceny/Theft Offenses	8	4	64	4	2	2	133	44	0	0	207	54
Motor Vehicle Theft	3	0	15	1	0	0	8	2	0	0	26	3
Pornography/Obscene Material	3	1	0	0	0	0	0	0	0	0	3	1
Prostitution Offenses	0	0	0	0	0	0	0	0	0	0	0	0
Robbery	0	0	0	0	0	0	0	0	0	0	0	0
Sex Offenses, Forcible	14	10	15	3	0	0	3	0	0	0	32	13
Sex Offenses, Nonforcible	0	0	1	1	0	0	0	0	0	0	1	1
Stolen Property Offenses (Receiving, etc.)	7	5	15	4	0	0	0	0	0	0	22	9
Weapon Law Violations	4	4	0	0	0	0	3	1	0	0	7	5
<b>Total</b>	<b>217</b>	<b>155</b>	<b>347</b>	<b>94</b>	<b>2</b>	<b>2</b>	<b>281</b>	<b>93</b>	<b>3</b>	<b>3</b>	<b>850</b>	<b>347</b>

## Green County

A CRIME IS COMMITTED IN GREEN COUNTY  
EVERY 20 HOURS AND 13 MINUTES

### FULL TIME SWORN LAW ENFORCEMENT EMPLOYEES

Agency	Male	Female	Total
STATE POLICE	3	0	3
GREEN COUNTY SHERIFF'S OFFICE	4	0	4
GREENSBURG POLICE DEPARTMENT	7	0	7
ALL OTHER AGENCIES	0	0	0

\*\*Kentucky State Police Troopers may be assigned to multiple counties per post.



County Seat: Greensburg  
Population: 11,315  
Registered Sex Offenders: 13

**GREEN  
COUNTY**

Group A Offenses By Category	State Police		Sheriff		Greensburg		All Other Agencies		Total	
	Offenses		Offenses		Offenses		Offenses		Offenses	
	Reported	Cleared	Reported	Cleared	Reported	Cleared	Reported	Cleared	Reported	Cleared
Arson	0	0	0	0	0	0	0	0	0	0
Assault Offenses	7	6	8	6	43	25	0	0	58	37
Bribery	0	0	0	0	0	0	0	0	0	0
Burglary/Breaking and Entering	2	1	1	0	9	3	0	0	12	4
Counterfeiting/Forgery	23	22	0	0	6	4	0	0	29	26
Destruction/Damage/Vandalism Of Property	1	0	1	1	21	9	0	0	23	10
Drug/Narcotic Offenses	20	11	8	6	33	18	5	5	66	40
Embezzlement	0	0	0	0	0	0	0	0	0	0
Extortion/Blackmail	0	0	0	0	0	0	0	0	0	0
Fraud Offenses	14	11	0	0	1	0	0	0	15	11
Gambling Offenses	0	0	0	0	0	0	0	0	0	0
Homicide Offenses	0	0	0	0	0	0	0	0	0	0
Kidnapping/Abduction	0	0	0	0	0	0	0	0	0	0
Larceny/Theft Offenses	4	1	1	0	44	11	0	0	49	12
Motor Vehicle Theft	0	0	1	0	3	2	0	0	4	2
Pornography/Obscene Material	9	8	0	0	0	0	0	0	9	8
Prostitution Offenses	3	0	0	0	0	0	0	0	3	0
Robbery	2	1	0	0	0	0	0	0	2	1
Sex Offenses, Forcible	145	136	0	0	3	2	0	0	148	138
Sex Offenses, Nonforcible	0	0	0	0	0	0	0	0	0	0
Stolen Property Offenses (Receiving, etc.)	0	0	5	1	3	3	0	0	8	4
Weapon Law Violations	1	1	3	3	3	3	0	0	7	7
<b>Total</b>	<b>231</b>	<b>198</b>	<b>28</b>	<b>17</b>	<b>169</b>	<b>80</b>	<b>5</b>	<b>5</b>	<b>433</b>	<b>300</b>

## Greenup County

**A CRIME IS COMMITTED IN GREENUP COUNTY EVERY 8 HOURS AND 19 MINUTES**

### FULL TIME SWORN LAW ENFORCEMENT EMPLOYEES

Agency	Male	Female	Total
STATE POLICE	8	0	8
GREENUP COUNTY SHERIFF'S OFFICE	14	1	15
BELLEFONTE POLICE DEPARTMENT	4	0	4
FLATWOODS POLICE DEPARTMENT	11	0	11
GREENUP POLICE DEPARTMENT	3	0	3
RACELAND POLICE DEPARTMENT	6	0	6
SOUTH SHORE POLICE DEPARTMENT	1	0	1
RUSSELL POLICE DEPARTMENT	12	0	12
WORTHINGTON POLICE DEPARTMENT	4	0	4
ALL OTHER AGENCIES	0	0	0

\*\*Kentucky State Police Troopers may be assigned to multiple counties per post.



County Seat: Greenup  
 Population: 36,707  
 Registered Sex Offenders: 41

**GREENUP  
COUNTY**

Group A Offenses By Category	State Police		Sheriff		Bellefonte		Flatwoods		Greenup		South Shore	
	Offenses		Offenses		Offenses		Offenses		Offenses		Offenses	
	Reported	Cleared	Reported	Cleared	Reported	Cleared	Reported	Cleared	Reported	Cleared	Reported	Cleared
Arson	2	2	0	0	0	0	1	0	0	0	0	0
Assault Offenses	33	28	16	13	0	0	26	17	0	0	0	0
Bribery	0	0	0	0	0	0	0	0	0	0	0	0
Burglary/Breaking and Entering	63	10	17	3	0	0	32	8	0	0	1	0
Counterfeiting/Forgery	12	10	6	0	0	0	29	19	0	0	0	0
Destruction/Damage/Vandalism Of Property	7	1	16	3	0	0	9	4	0	0	0	0
Drug/Narcotic Offenses	67	40	23	17	0	0	14	14	3	3	2	2
Embezzlement	0	0	0	0	0	0	0	0	0	0	0	0
Extortion/Blackmail	0	0	0	0	0	0	0	0	0	0	0	0
Fraud Offenses	9	3	3	1	0	0	5	1	1	1	2	2
Gambling Offenses	0	0	0	0	0	0	0	0	0	0	0	0
Homicide Offenses	0	0	0	0	0	0	0	0	0	0	0	0
Kidnapping/Abduction	1	0	0	0	0	0	0	0	0	0	0	0
Larceny/Theft Offenses	54	14	27	4	0	0	27	10	1	1	0	0
Motor Vehicle Theft	6	1	2	0	0	0	5	0	1	0	0	0
Pornography/Obscene Material	102	101	0	0	0	0	0	0	0	0	0	0
Prostitution Offenses	0	0	0	0	0	0	0	0	0	0	0	0
Robbery	0	0	1	0	0	0	2	1	0	0	0	0
Sex Offenses, Forcible	31	13	1	1	0	0	2	2	0	0	0	0
Sex Offenses, Nonforcible	0	0	0	0	0	0	0	0	0	0	0	0
Stolen Property Offenses (Receiving, etc.)	5	5	4	1	0	0	5	2	0	0	0	0
Weapon Law Violations	0	0	20	19	0	0	4	4	0	0	0	0
<b>Total</b>	<b>392</b>	<b>228</b>	<b>136</b>	<b>62</b>	<b>0</b>	<b>0</b>	<b>161</b>	<b>82</b>	<b>6</b>	<b>5</b>	<b>5</b>	<b>4</b>



**GREENUP  
COUNTY**

Group A Offenses By Category	Russell		Worthington		Raceland		All other Agencies		Total	
	Offenses		Offenses		Offenses		Offenses		Offenses	
	Reported	Cleared	Reported	Cleared	Reported	Cleared	Reported	Cleared	Reported	Cleared
Arson	1	1	0	0	0	0	0	0	4	3
Assault Offenses	10	3	4	3	25	17	6	3	120	84
Bribery	0	0	0	0	0	0	0	0	0	0
Burglary/Breaking and Entering	10	0	4	2	8	2	0	0	135	25
Counterfeiting/Forgery	7	3	0	0	1	0	0	0	55	32
Destruction/Damage/Vandalism Of Property	5	0	0	0	6	2	1	0	44	10
Drug/Narcotic Offenses	10	10	1	1	11	8	54	21	185	116
Embezzlement	0	0	0	0	0	0	0	0	0	0
Extortion/Blackmail	0	0	0	0	0	0	0	0	0	0
Fraud Offenses	21	0	2	1	0	0	0	0	43	9
Gambling Offenses	0	0	0	0	0	0	0	0	0	0
Homicide Offenses	0	0	0	0	0	0	0	0	0	0
Kidnapping/Abduction	0	0	0	0	0	0	0	0	1	0
Larceny/Theft Offenses	123	13	5	1	27	1	3	0	267	44
Motor Vehicle Theft	0	0	1	0	1	0	0	0	16	1
Pornography/Obscene Material	0	0	0	0	0	0	0	0	102	101
Prostitution Offenses	0	0	0	0	0	0	0	0	0	0
Robbery	1	1	0	0	0	0	0	0	4	2
Sex Offenses, Forcible	1	0	0	0	0	0	0	0	35	16
Sex Offenses, Nonforcible	0	0	0	0	0	0	0	0	0	0
Stolen Property Offenses (Receiving, etc.)	2	2	0	0	0	0	0	0	16	10
Weapon Law Violations	0	0	0	0	1	1	0	0	25	24
<b>Total</b>	<b>191</b>	<b>33</b>	<b>17</b>	<b>8</b>	<b>80</b>	<b>31</b>	<b>64</b>	<b>24</b>	<b>1052</b>	<b>477</b>

## Hancock County

A CRIME IS COMMITTED IN HANCOCK COUNTY  
EVERY 2 DAYS AND 7 HOURS

### FULL TIME SWORN LAW ENFORCEMENT EMPLOYEES

Agency	Male	Female	Total
STATE POLICE	1	0	1
HANCOCK COUNTY SHERIFF'S OFFICE	7	0	7
HAWESVILLE POLICE DEPARTMENT	1	0	1
LEWISPORT POLICE DEPARTMENT	2	0	2
ALL OTHER AGENCIES	0	0	0

\*\*Kentucky State Police Troopers may be assigned to multiple counties per post.



County Seat: Hawesville  
Population: 8,677  
Registered Sex Offenders: 24

**HANCOCK  
COUNTY**

Group A Offenses By Category	State Police		Sheriff		Hawesville		Lewisport		All Other Agencies		Total	
	Offenses		Offenses		Offenses		Offenses		Offenses		Offenses	
	Reported	Cleared	Reported	Cleared	Reported	Cleared	Reported	Cleared	Reported	Cleared	Reported	Cleared
Arson	1	0	0	0	0	0	0	0	0	0	1	0
Assault Offenses	8	8	5	5	1	0	2	2	0	0	16	15
Bribery	0	0	0	0	0	0	0	0	0	0	0	0
Burglary/Breaking and Entering	5	0	5	2	0	0	0	0	0	0	10	2
Counterfeiting/Forgery	0	0	1	1	0	0	0	0	0	0	1	1
Destruction/Damage/Vandalism Of Property	0	0	6	3	2	1	2	0	0	0	10	4
Drug/Narcotic Offenses	11	11	24	24	0	0	23	23	0	0	58	58
Embezzlement	0	0	0	0	0	0	0	0	0	0	0	0
Extortion/Blackmail	0	0	0	0	0	0	0	0	0	0	0	0
Fraud Offenses	25	25	2	0	0	0	0	0	0	0	27	25
Gambling Offenses	0	0	0	0	0	0	0	0	0	0	0	0
Homicide Offenses	0	0	0	0	0	0	0	0	0	0	0	0
Kidnapping/Abduction	0	0	0	0	0	0	0	0	0	0	0	0
Larceny/Theft Offenses	6	4	7	1	0	0	7	1	0	0	20	6
Motor Vehicle Theft	0	0	1	1	0	0	0	0	0	0	1	1
Pornography/Obscene Material	0	0	0	0	0	0	0	0	0	0	0	0
Prostitution Offenses	0	0	0	0	0	0	0	0	0	0	0	0
Robbery	0	0	0	0	0	0	0	0	0	0	0	0
Sex Offenses, Forcible	11	5	1	0	0	0	1	1	0	0	13	6
Sex Offenses, Nonforcible	0	0	0	0	0	0	0	0	0	0	0	0
Stolen Property Offenses (Receiving, etc.)	1	1	0	0	0	0	1	1	0	0	2	2
Weapon Law Violations	0	0	0	0	0	0	0	0	0	0	0	0
<b>Total</b>	<b>68</b>	<b>54</b>	<b>52</b>	<b>37</b>	<b>3</b>	<b>1</b>	<b>36</b>	<b>28</b>	<b>0</b>	<b>0</b>	<b>159</b>	<b>120</b>

## Hardin County

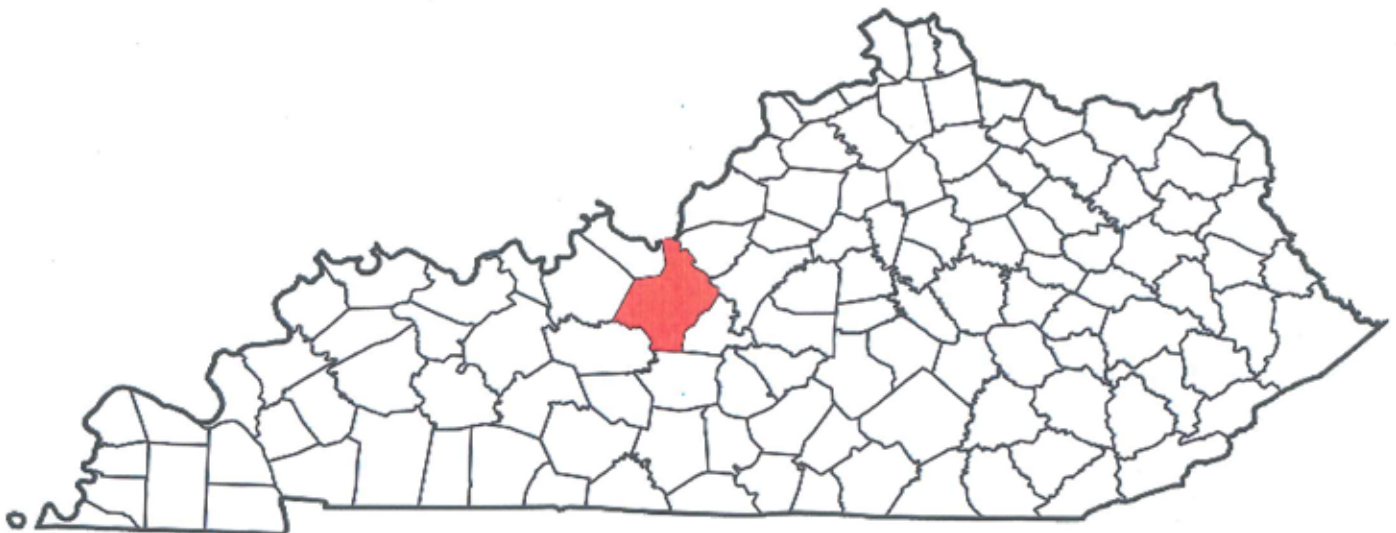
A CRIME IS COMMITTED IN HARDIN COUNTY  
EVERY 1 HOUR AND 29 MINUTES

### FULL TIME SWORN LAW ENFORCEMENT EMPLOYEES

Agency	Male	Female	Total
STATE POLICE	37	1	38
HARDIN COUNTY SHERIFF'S OFFICE	23	5	28
ELIZABETHTOWN POLICE DEPARTMENT	43	2	45
RADCLIFF POLICE DEPARTMENT	38	1	39
VINE GROVE POLICE DEPARTMENT	3	1	4
WEST POINT POLICE DEPARTMENT	4	0	4
**GREATER HARDIN COUNTY TASK FORCE	1	0	0
ALL OTHER AGENCIES	0	0	0

\*\*Kentucky State Police Troopers may be assigned to multiple counties per post.

\*\*Greater Hardin County Narcotics Task Force covers multiple counties



County Seat: Elizabethtown  
Population: 107,025  
Registered Sex Offenders: 179

**HARDIN  
COUNTY**

Group A Offenses By Category	State Police		Sheriff		Elizabethtown		Radcliff		Vine Grove	
	Offenses		Offenses		Offenses		Offenses		Offenses	
	Reported	Cleared	Reported	Cleared	Reported	Cleared	Reported	Cleared	Reported	Cleared
Arson	0	0	1	0	12	3	1	0	0	0
Assault Offenses	141	119	29	20	414	45	287	163	44	19
Bribery	0	0	0	0	0	0	0	0	0	0
Burglary/Breaking and Entering	103	9	43	1	134	3	144	29	11	0
Counterfeiting/Forgery	6	5	31	0	99	2	72	40	3	1
Destruction/Damage/Vandalism Of Property	23	5	26	5	224	2	98	27	9	2
Drug/Narcotic Offenses	61	43	40	33	408	82	292	249	28	11
Embezzlement	0	0	0	0	0	0	0	0	0	0
Extortion/Blackmail	0	0	0	0	0	0	0	0	0	0
Fraud Offenses	14	1	9	1	172	2	127	13	9	1
Gambling Offenses	0	0	0	0	0	0	0	0	0	0
Homicide Offenses	4	4	0	0	3	1	2	1	0	0
Kidnapping/Abduction	5	5	1	1	2	0	2	2	0	0
Larceny/Theft Offenses	100	20	89	7	1024	40	518	139	57	5
Motor Vehicle Theft	21	8	7	2	41	1	14	7	1	0
Pornography/Obscene Material	7	5	0	0	5	0	1	0	1	0
Prostitution Offenses	0	0	0	0	0	0	0	0	0	0
Robbery	6	5	2	0	10	0	26	5	2	0
Sex Offenses, Forcible	103	88	4	2	39	8	32	6	2	1
Sex Offenses, Nonforcible	5	4	0	0	1	0	3	0	0	0
Stolen Property Offenses (Receiving, etc.)	16	11	7	2	56	9	17	7	0	0
Weapon Law Violations	9	7	2	2	23	10	35	27	4	2
<b>Total</b>	<b>624</b>	<b>339</b>	<b>291</b>	<b>76</b>	<b>2667</b>	<b>208</b>	<b>1671</b>	<b>715</b>	<b>171</b>	<b>42</b>

# HARDIN COUNTY

Group A Offenses By Category	West Point		Greater Hardin TF		All Other Agencies		Total	
	Offenses		Offenses		Offenses		Offenses	
	Reported	Cleared	Reported	Cleared	Reported	Cleared	Reported	Cleared
Arson	0	0	0	0	0	0	14	3
Assault Offenses	19	12	2	0	0	0	936	378
Bribery	0	0	0	0	0	0	0	0
Burglary/Breaking and Entering	9	3	0	0	0	0	444	45
Counterfeiting/Forgery	0	0	0	0	0	0	211	48
Destruction/Damage/Vandalism Of Property	4	2	0	0	0	0	384	43
Drug/Narcotic Offenses	26	23	219	135	2	2	1076	578
Embezzlement	0	0	0	0	0	0	0	0
Extortion/Blackmail	0	0	0	0	0	0	0	0
Fraud Offenses	2	1	14	0	1	0	348	19
Gambling Offenses	0	0	0	0	0	0	0	0
Homicide Offenses	0	0	0	0	0	0	9	6
Kidnapping/Abduction	0	0	0	0	0	0	10	8
Larceny/Theft Offenses	134	120	1	0	0	0	1923	331
Motor Vehicle Theft	0	0	0	0	0	0	84	18
Pornography/Obscene Material	0	0	0	0	0	0	14	5
Prostitution Offenses	0	0	0	0	0	0	0	0
Robbery	0	0	0	0	0	0	46	10
Sex Offenses, Forcible	1	1	0	0	0	0	181	106
Sex Offenses, Nonforcible	0	0	0	0	0	0	9	4
Stolen Property Offenses (Receiving, etc.)	3	3	1	1	0	0	100	33
Weapon Law Violations	2	2	5	2	0	0	80	52
<b>Total</b>	<b>200</b>	<b>167</b>	<b>242</b>	<b>138</b>	<b>3</b>	<b>2</b>	<b>5869</b>	<b>1687</b>

## Harlan County

A CRIME IS COMMITTED IN HARLAN COUNTY  
EVERY 4 HOURS AND 27 MINUTES

### FULL TIME SWORN LAW ENFORCEMENT EMPLOYEES

Agency	Male	Female	Total
STATE POLICE	23	1	24
HARLAN COUNTY SHERIFF'S OFFICE	18	3	21
BENHAM POLICE DEPARTMENT	2	0	2
CUMBERLAND POLICE DEPARTMENT	7	0	7
EVARTS POLICE DEPARTMENT	4	0	4
HARLAN POLICE DEPARTMENT	13	0	13
LOYALL POLICE DEPARTMENT	2	0	0
ALL OTHER AGENCIES	2	0	0

\*\*Kentucky State Police Troopers may be assigned to multiple counties per post.



County Seat: Harlan  
Population: 28,543  
Registered Sex Offenders: 44

**HARLAN  
COUNTY**

Group A Offenses By Category	State Police			Sheriff			Benham			Cumberland			Everts		
	Offenses			Offenses			Offenses			Offenses			Offenses		
	Reported	Cleared		Reported	Cleared		Reported	Cleared		Reported	Cleared		Reported	Cleared	
Arson	0	0	0	0	0	0	0	0	0	0	0	0	0	0	0
Assault Offenses	138	108	25	18	18	0	0	0	35	23	0	1	0	0	0
Bribery	0	0	0	0	0	0	0	0	0	0	0	0	0	0	0
Burglary/Breaking and Entering	102	11	26	4	4	0	0	0	21	4	0	9	0	0	0
Counterfeiting/Forgery	87	19	11	0	0	0	0	0	7	0	0	0	0	0	0
Destruction/Damage/Vandalism Of Property	61	12	9	4	4	0	0	0	17	8	0	0	0	0	0
Drug/Narcotic Offenses	191	38	412	186	186	0	0	0	12	12	0	31	12	0	0
Embezzlement	0	0	0	0	0	0	0	0	0	0	0	0	0	0	0
Extortion/Blackmail	0	0	0	0	0	0	0	0	0	0	0	0	0	0	0
Fraud Offenses	19	4	4	0	0	0	0	0	1	0	0	0	0	0	0
Gambling Offenses	0	0	0	0	0	0	0	0	0	0	0	0	0	0	0
Homicide Offenses	7	7	1	0	0	0	0	0	0	0	0	0	0	0	0
Kidnapping/Abduction	1	0	2	0	0	0	0	0	0	0	0	0	0	0	0
Larceny/Theft Offenses	130	25	47	7	7	1	1	1	24	4	0	8	3	0	0
Motor Vehicle Theft	7	2	0	0	0	0	0	0	3	0	0	0	0	0	0
Pornography/Obscene Material	12	11	0	0	0	0	0	0	0	0	0	0	0	0	0
Prostitution Offenses	0	0	0	0	0	0	0	0	0	0	0	0	0	0	0
Robbery	8	6	0	0	0	0	0	0	0	0	0	0	0	0	0
Sex Offenses, Forcible	26	7	11	5	5	0	0	0	6	1	0	0	0	0	0
Sex Offenses, Nonforcible	0	0	0	0	0	0	0	0	0	0	0	0	0	0	0
Stolen Property Offenses (Receiving, etc.)	12	9	5	1	1	0	0	0	1	0	0	2	1	0	0
Weapon Law Violations	6	5	3	3	3	0	0	0	1	0	0	1	0	0	0
<b>Total</b>	<b>807</b>	<b>264</b>	<b>556</b>	<b>228</b>	<b>228</b>	<b>1</b>	<b>1</b>	<b>1</b>	<b>128</b>	<b>52</b>	<b>53</b>	<b>16</b>	<b>16</b>	<b>16</b>	<b>16</b>



**HARLAN  
COUNTY**

Group A Offenses By Category	Harlan		Loyal		All Other Agencies		-		Total	
	Offenses		Offenses		Offenses		Offenses		Offenses	
	Reported	Cleared	Reported	Cleared	Reported	Cleared	Reported	Cleared	Reported	Cleared
Arson	0	0	0	0	0	0			1	0
Assault Offenses	32	27	2	2	0	0			233	178
Bribery	0	0	0	0	0	0			0	0
Burglary/Breaking and Entering	11	9	2	2	0	0			171	30
Counterfeiting/Forgery	6	4	0	0	0	0			111	23
Destruction/Damage/Vandalism Of Property	16	11	2	2	0	0			105	37
Drug/Narcotic Offenses	122	105	55	43	53	53			876	449
Embezzlement	0	0	0	0	0	0			0	0
Extortion/Blackmail	0	0	0	0	0	0			0	0
Fraud Offenses	5	4	0	0	0	0			29	8
Gambling Offenses	0	0	0	0	0	0			0	0
Homicide Offenses	0	0	0	0	0	0			8	7
Kidnapping/Abduction	1	1	0	0	0	0			4	1
Larceny/Theft Offenses	76	56	24	23	0	0			310	119
Motor Vehicle Theft	2	1	0	0	0	0			12	3
Pornography/Obscene Material	0	0	0	0	0	0			12	11
Prostitution Offenses	0	0	0	0	0	0			0	0
Robbery	3	2	0	0	0	0			11	8
Sex Offenses, Forcible	0	0	0	0	0	0			43	13
Sex Offenses, Nonforcible	0	0	0	0	0	0			0	0
Stolen Property Offenses (Receiving, etc.)	3	3	0	0	0	0			23	14
Weapon Law Violations	4	4	1	1	0	0			16	13
<b>Total</b>	<b>281</b>	<b>227</b>	<b>86</b>	<b>73</b>	<b>53</b>	<b>53</b>	<b>0</b>	<b>0</b>	<b>1965</b>	<b>914</b>

## Harrison County

A CRIME IS COMMITTED IN HARRISON COUNTY  
EVERY 5 HOURS AND 57 MINUTES

### FULL TIME SWORN LAW ENFORCEMENT EMPLOYEES

Agency	Male	Female	Total
STATE POLICE	1	0	1
HARRISON COUNTY SHERIFF'S OFFICE	10	0	10
CYNTHIANA POLICE DEPARTMENT	14	1	15
ALL OTHER AGENCIES	0	0	0

\*\*Kentucky State Police Troopers may be assigned to multiple counties per post.



County Seat: Cynthiana  
Population: 18,624  
Registered Sex Offenders: 25

**HARRISON  
COUNTY**

Group A Offenses By Category	State Police		Sheriff		Cynthiana		All Other Agencies		Total	
	Offenses		Offenses		Offenses		Offenses		Offenses	
	Reported	Cleared	Reported	Cleared	Reported	Cleared	Reported	Cleared	Reported	Cleared
Arson	4	0	0	0	1	1	0	0	5	1
Assault Offenses	14	9	51	5	170	82	0	0	235	96
Bribery	0	0	0	0	3	1	0	0	3	1
Burglary/Breaking and Entering	8	2	91	6	61	12	0	0	160	20
Counterfeiting/Forgery	8	4	15	3	44	14	0	0	67	21
Destruction/Damage/Vandalism Of Property	1	0	26	2	105	25	0	0	132	27
Drug/Narcotic Offenses	26	5	2	0	140	106	0	0	168	111
Embezzlement	0	0	0	0	0	0	0	0	0	0
Extortion/Blackmail	0	0	0	0	0	0	0	0	0	0
Fraud Offenses	6	0	29	1	52	10	0	0	87	11
Gambling Offenses	0	0	0	0	0	0	0	0	0	0
Homicide Offenses	1	1	0	0	1	1	0	0	2	2
Kidnapping/Abduction	0	0	3	1	3	3	0	0	6	4
Larceny/Theft Offenses	11	7	108	4	360	109	0	0	479	120
Motor Vehicle Theft	2	1	12	0	16	2	0	0	30	3
Pornography/Obscene Material	1	0	0	0	8	8	0	0	9	8
Prostitution Offenses	0	0	0	0	0	0	0	0	0	0
Robbery	0	0	3	0	6	2	0	0	9	2
Sex Offenses, Forcible	19	10	1	1	8	6	0	0	28	17
Sex Offenses, Nonforcible	3	1	0	0	0	0	0	0	3	1
Stolen Property Offenses (Receiving, etc.)	1	0	7	0	27	12	0	0	35	12
Weapon Law Violations	1	1	5	2	7	6	0	0	13	9
<b>Total</b>	<b>106</b>	<b>41</b>	<b>353</b>	<b>25</b>	<b>1012</b>	<b>400</b>	<b>0</b>	<b>0</b>	<b>1471</b>	<b>466</b>

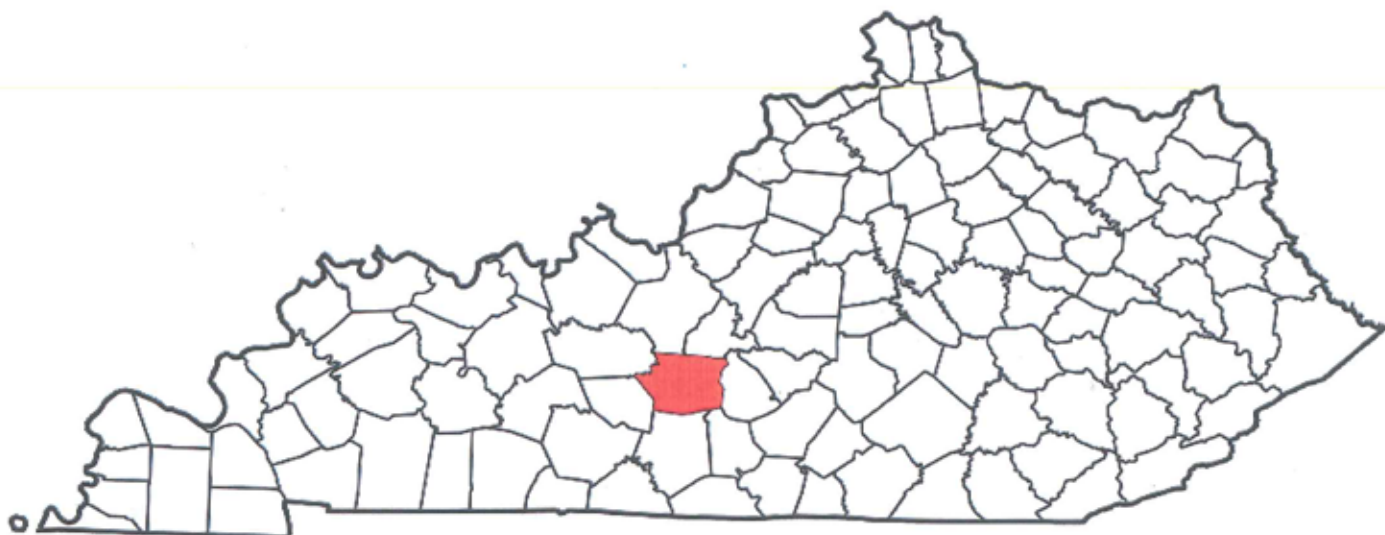
## Hart County

A CRIME IS COMMITTED IN HART COUNTY  
EVERY 17 HOURS AND 57 MINUTES

### FULL TIME SWORN LAW ENFORCEMENT EMPLOYEES

Agency	Male	Female	Total
STATE POLICE	8	0	8
HART COUNTY SHERIFF'S OFFICE	8	0	8
HORSE CAVE POLICE DEPARTMENT	5	0	5
MUNFORDVILLE POLICE DEPARTMENT	6	0	6
ALL OTHER AGENCIES	0	0	0

\*\*Kentucky State Police Troopers may be assigned to multiple counties per post.



County Seat: Munfordville  
Population: 18,366  
Registered Sex Offenders: 32

# HART COUNTY

Group A Offenses By Category	State Police		Sheriff		Horse Cave		Munfordville		All Other Agencies		Total	
	Offenses		Offenses		Offenses		Offenses		Offenses		Offenses	
	Reported	Cleared	Reported	Cleared	Reported	Cleared	Reported	Cleared	Reported	Cleared	Reported	Cleared
Arson	3	1	0	0	0	0	0	0	0	0	0	3
Assault Offenses	58	51	3	1	1	1	9	2	0	0	0	71
Bribery	0	0	1	0	0	0	0	0	0	0	0	1
Burglary/Breaking and Entering	37	2	11	3	4	1	3	0	0	0	0	55
Counterfeiting/Forgery	3	3	1	0	0	0	1	0	0	0	0	5
Destruction/Damage/Vandalism Of Property	27	11	1	0	1	1	2	0	0	0	0	31
Drug/Narcotic Offenses	81	69	8	8	1	1	35	7	25	12	12	150
Embezzlement	0	0	0	0	0	0	0	0	0	0	0	0
Extortion/Blackmail	0	0	0	0	0	0	0	0	0	0	0	0
Fraud Offenses	3	3	0	0	0	0	0	0	0	0	0	3
Gambling Offenses	0	0	0	0	0	0	0	0	0	0	0	0
Homicide Offenses	3	1	1	0	0	0	0	0	0	0	0	4
Kidnapping/Abduction	2	2	0	0	2	2	0	0	0	0	0	4
Larceny/Theft Offenses	19	3	12	1	3	1	12	2	0	0	0	46
Motor Vehicle Theft	5	3	5	1	0	0	0	0	0	0	0	10
Pornography/Obscene Material	50	7	0	0	0	0	0	0	0	0	0	50
Prostitution Offenses	0	0	0	0	0	0	0	0	0	0	0	0
Robbery	1	0	0	0	0	0	0	0	0	0	0	1
Sex Offenses, Forcible	17	12	0	0	0	0	7	6	0	0	0	24
Sex Offenses, Nonforcible	2	2	0	0	0	0	0	0	0	0	0	2
Stolen Property Offenses (Receiving, etc.)	7	5	4	2	0	0	1	1	0	0	0	12
Weapon Law Violations	12	12	0	0	0	0	3	1	1	1	1	16
<b>Total</b>	<b>330</b>	<b>187</b>	<b>47</b>	<b>16</b>	<b>12</b>	<b>7</b>	<b>73</b>	<b>19</b>	<b>26</b>	<b>13</b>	<b>13</b>	<b>488</b>

## Henderson County

A CRIME IS COMMITTED IN HENDERSON COUNTY  
EVERY 2 HOURS AND 31 MINUTES

### FULL TIME SWORN LAW ENFORCEMENT EMPLOYEES

Agency	Male	Female	Total
STATE POLICE	16	0	16
HENDERSON COUNTY SHERIFF'S OFFICE	18	3	21
HENDERSON POLICE DEPARTMENT	48	4	52
ALL OTHER AGENCIES	0	0	0

\*\*Kentucky State Police Troopers may be assigned to multiple counties per post.



County Seat: Henderson  
Population: 46,513  
Registered Sex Offenders: 71

# HENDERSON COUNTY

Group A Offenses By Category	State Police		Sheriff		Henderson		All Other Agencies		Total	
	Offenses		Offenses		Offenses		Offenses		Offenses	
	Reported	Cleared	Reported	Cleared	Reported	Cleared	Reported	Cleared	Reported	Cleared
Arson	0	0	0	0	1	0	0	0	1	0
Assault Offenses	8	8	98	61	504	345	0	0	610	414
Bribery	0	0	0	0	2	2	0	0	2	2
Burglary/Breaking and Entering	6	1	60	6	148	47	0	0	214	54
Counterfeiting/Forgery	14	4	3	1	48	20	0	0	65	25
Destruction/Damage/Vandalism Of Property	2	1	38	6	401	132	0	0	441	139
Drug/Narcotic Offenses	38	21	47	40	375	326	5	5	465	392
Embezzlement	0	0	0	0	0	0	0	0	0	0
Extortion/Blackmail	0	0	0	0	0	0	0	0	0	0
Fraud Offenses	6	1	20	2	73	35	0	0	99	38
Gambling Offenses	0	0	0	0	0	0	0	0	0	0
Homicide Offenses	1	1	2	0	0	0	0	0	3	1
Kidnapping/Abduction	1	1	3	2	7	4	0	0	11	7
Larceny/Theft Offenses	4	2	101	16	727	266	0	0	832	284
Motor Vehicle Theft	0	0	6	3	49	17	0	0	55	20
Pornography/Obscene Material	502	501	2	1	6	4	0	0	510	506
Prostitution Offenses	0	0	0	0	0	0	0	0	0	0
Robbery	0	0	3	1	34	18	0	0	37	19
Sex Offenses, Forcible	2	1	10	1	49	28	0	0	61	30
Sex Offenses, Nonforcible	0	0	0	0	1	0	0	0	1	0
Stolen Property Offenses (Receiving, etc.)	2	2	4	3	32	24	0	0	38	29
Weapon Law Violations	1	1	3	3	16	16	2	2	22	22
<b>Total</b>	<b>587</b>	<b>545</b>	<b>400</b>	<b>146</b>	<b>2473</b>	<b>1284</b>	<b>7</b>	<b>7</b>	<b>3467</b>	<b>1982</b>

\*\*Note: Henderson Police Department reported summary for a portion of the year before moving to ENIBRS. Additional data can be found in the Summary section of this publication.

## Henry County

A CRIME IS COMMITTED IN HENRY COUNTY  
EVERY 15 HOURS AND 50 MINUTES

### FULL TIME SWORN LAW ENFORCEMENT EMPLOYEES

Agency	Male	Female	Total
STATE POLICE	18	0	18
HENRY COUNTY SHERIFF'S OFFICE	8	0	8
EMINENCE POLICE DEPARTMENT	6	0	6
ALL OTHER AGENCIES	0	0	0

\*\*Kentucky State Police Troopers may be assigned to multiple counties per post.



County Seat: New Castle  
Population: 15,318  
Registered Sex Offenders: 32



**HENRY  
COUNTY**

Group A Offenses By Category	State Police		Sheriff		Eminence		All Other Agencies		Total	
	Offenses		Offenses		Offenses		Offenses		Offenses	
	Reported	Cleared	Reported	Cleared	Reported	Cleared	Reported	Cleared	Reported	Cleared
Arson	1	0	0	0	0	0	0	0	1	0
Assault Offenses	84	77	1	0	15	5	0	0	100	82
Bribery	0	0	0	0	1	0	0	0	1	0
Burglary/Breaking and Entering	46	7	6	0	11	4	0	0	63	11
Counterfeiting/Forgery	9	8	0	0	10	2	0	0	19	10
Destruction/Damage/Vandalism Of Property	30	20	1	0	4	1	0	0	35	21
Drug/Narcotic Offenses	187	178	6	4	10	2	0	0	203	184
Embezzlement	0	0	0	0	0	0	0	0	0	0
Extortion/Blackmail	0	0	0	0	0	0	0	0	0	0
Fraud Offenses	12	5	1	0	2	1	1	1	16	7
Gambling Offenses	0	0	0	0	0	0	0	0	0	0
Homicide Offenses	1	1	0	0	0	0	0	0	1	1
Kidnapping/Abduction	0	0	0	0	1	0	0	0	1	0
Larceny/Theft Offenses	39	14	5	2	33	2	0	0	77	18
Motor Vehicle Theft	8	2	0	0	0	0	0	0	8	2
Pornography/Obscene Material	1	1	0	0	0	0	0	0	1	1
Prostitution Offenses	0	0	0	0	0	0	0	0	0	0
Robbery	0	0	0	0	0	0	0	0	0	0
Sex Offenses, Forcible	15	12	0	0	3	0	0	0	18	12
Sex Offenses, Nonforcible	0	0	0	0	0	0	0	0	0	0
Stolen Property Offenses (Receiving, etc.)	5	3	0	0	2	2	0	0	7	5
Weapon Law Violations	2	1	0	0	0	0	0	0	2	1
<b>Total</b>	<b>440</b>	<b>329</b>	<b>20</b>	<b>6</b>	<b>92</b>	<b>19</b>	<b>1</b>	<b>1</b>	<b>553</b>	<b>355</b>

## Hickman County

A CRIME IS COMMITTED IN HICKMAN COUNTY  
EVERY 5 DAYS AND 8 HOURS

### FULL TIME SWORN LAW ENFORCEMENT EMPLOYEES

Agency	Male	Female	Total
STATE POLICE	1	0	1
HICKMAN COUNTY SHERIFF'S OFFICE	2	0	2
ALL OTHER AGENCIES	3	0	3

\*\*Kentucky State Police Troopers may be assigned to multiple counties per post.



County Seat: Clinton  
Population: 4,754  
Registered Sex Offenders: 13

**HICKMAN  
COUNTY**

Group A Offenses By Category	State Police		Sheriff		Clinton		All Other Agencies		Total	
	Offenses		Offenses		Offenses		Offenses		Offenses	
	Reported	Cleared	Reported	Cleared	Reported	Cleared	Reported	Cleared	Reported	Cleared
Arson	1	1	0	0	0	0	0	0	1	1
Assault Offenses	12	12	5	5	0	0	0	0	17	17
Bribery	0	0	0	0	0	0	0	0	0	0
Burglary/Breaking and Entering	1	0	8	0	1	0	0	0	10	0
Counterfeiting/Forgery	0	0	0	0	0	0	0	0	0	0
Destruction/Damage/Vandalism Of Property	1	0	3	1	4	0	0	0	8	1
Drug/Narcotic Offenses	0	0	7	2	0	0	1	1	8	3
Embezzlement	0	0	0	0	0	0	0	0	0	0
Extortion/Blackmail	0	0	0	0	0	0	0	0	0	0
Fraud Offenses	0	0	1	0	0	0	0	0	1	0
Gambling Offenses	0	0	0	0	0	0	0	0	0	0
Homicide Offenses	0	0	0	0	0	0	0	0	0	0
Kidnapping/Abduction	0	0	0	0	0	0	0	0	0	0
Larceny/Theft Offenses	2	2	11	2	3	1	0	0	16	5
Motor Vehicle Theft	1	1	3	0	0	0	0	0	4	1
Pornography/Obscene Material	0	0	0	0	0	0	0	0	0	0
Prostitution Offenses	0	0	0	0	0	0	0	0	0	0
Robbery	0	0	0	0	0	0	0	0	0	0
Sex Offenses, Forcible	2	1	0	0	0	0	0	0	2	1
Sex Offenses, Nonforcible	0	0	0	0	0	0	0	0	0	0
Stolen Property Offenses (Receiving, etc.)	1	0	0	0	0	0	0	0	1	0
Weapon Law Violations	0	0	0	0	0	0	0	0	0	0
<b>Total</b>	<b>21</b>	<b>17</b>	<b>38</b>	<b>10</b>	<b>8</b>	<b>1</b>	<b>1</b>	<b>1</b>	<b>68</b>	<b>29</b>

## Hopkins County

A CRIME IS COMMITTED IN HOPKINS COUNTY  
EVERY 3 HOURS AND 5 MINUTES

### FULL TIME SWORN LAW ENFORCEMENT EMPLOYEES

Agency	Male	Female	Total
STATE POLICE	14	0	14
HOPKINS COUNTY SHERIFF'S OFFICE	19	0	19
DAWSON SPRINGS POLICE DEPARTMENT	4	0	4
EARLINGTON POLICE DEPARTMENT	1	0	1
MADISONVILLE POLICE DEPARTMENT	42	3	45
MORTON'S GAP POLICE DEPARTMENT	1	0	1
NORTONVILLE POLICE DEPARTMENT	1	0	1
ALL OTHER AGENCIES	0	0	0

\*\*Kentucky State Police Troopers may be assigned to multiple counties per post.



County Seat: Madisonville  
Population: 46,718  
Registered Sex Offenders: 100

**HOPKINS  
COUNTY**

Group A Offenses By Category	State Police		Sheriff		Dawson Springs		Earlington		Madisonville	
	Offenses		Offenses		Offenses		Offenses		Offenses	
	Reported	Cleared	Reported	Cleared	Reported	Cleared	Reported	Cleared	Reported	Cleared
Arson	1	0	1	0	1	1	0	0	2	1
Assault Offenses	65	62	115	88	60	39	1	0	196	172
Bribery	0	0	0	0	0	0	0	0	2	1
Burglary/Breaking and Entering	23	6	118	14	13	8	0	0	111	36
Counterfeiting/Forgery	5	3	19	11	2	2	0	0	121	68
Destruction/Damage/Vandalism Of Property	19	7	57	23	10	3	1	0	66	18
Drug/Narcotic Offenses	108	88	166	137	13	3	0	0	391	289
Embezzlement	0	0	0	0	0	0	0	0	0	0
Extortion/Blackmail	1	0	0	0	0	0	0	0	0	0
Fraud Offenses	3	2	18	4	2	2	0	0	69	25
Gambling Offenses	0	0	0	0	0	0	0	0	0	0
Homicide Offenses	2	2	3	1	0	0	0	0	1	1
Kidnapping/Abduction	1	1	4	4	2	0	0	0	4	3
Larceny/Theft Offenses	32	9	134	13	19	8	0	0	516	251
Motor Vehicle Theft	9	3	25	5	3	1	1	1	24	8
Pornography/Obscene Material	2	2	1	1	0	0	0	0	3	1
Prostitution Offenses	0	0	0	0	0	0	0	0	0	0
Robbery	1	0	3	0	1	1	0	0	9	5
Sex Offenses, Forcible	9	2	20	14	1	1	0	0	74	63
Sex Offenses, Nonforcible	0	0	1	0	0	0	0	0	2	1
Stolen Property Offenses (Receiving, etc.)	10	8	7	2	0	0	0	0	30	27
Weapon Law Violations	23	23	10	10	6	5	0	0	20	18
<b>Total</b>	<b>314</b>	<b>218</b>	<b>702</b>	<b>327</b>	<b>133</b>	<b>74</b>	<b>3</b>	<b>1</b>	<b>1641</b>	<b>988</b>

**HOPKINS  
COUNTY**

Group A Offenses By Category	Morton's Gap		Nortonville		All Other Agencies		-		Total	
	Offenses		Offenses		Offenses		Offenses		Offenses	
	Reported	Cleared	Reported	Cleared	Reported	Cleared	Reported	Cleared	Reported	Cleared
Arson	0	0	0	0	0	0	0	0	5	2
Assault Offenses	4	3	0	0	1	1	1	1	442	365
Bribery	0	0	0	0	0	0	0	0	2	1
Burglary/Breaking and Entering	1	1	0	0	0	0	0	0	266	65
Counterfeiting/Forgery	0	0	0	0	0	0	0	0	147	84
Destruction/Damage/Vandalism Of Property	2	0	0	0	2	2	2	2	157	53
Drug/Narcotic Offenses	2	2	0	0	13	7	7	7	693	526
Embezzlement	0	0	0	0	0	0	0	0	0	0
Extortion/Blackmail	0	0	0	0	0	0	0	0	1	0
Fraud Offenses	0	0	0	0	2	1	1	1	94	34
Gambling Offenses	0	0	0	0	0	0	0	0	0	0
Homicide Offenses	0	0	0	0	0	0	0	0	6	4
Kidnapping/Abduction	0	0	0	0	0	0	0	0	11	8
Larceny/Theft Offenses	4	0	0	0	4	2	2	2	709	283
Motor Vehicle Theft	0	0	0	0	0	0	0	0	62	18
Pornography/Obscene Material	0	0	0	0	0	0	0	0	6	4
Prostitution Offenses	0	0	0	0	0	0	0	0	0	0
Robbery	0	0	0	0	0	0	0	0	14	6
Sex Offenses, Forcible	0	0	0	0	0	0	0	0	104	80
Sex Offenses, Nonforcible	0	0	0	0	0	0	0	0	3	1
Stolen Property Offenses (Receiving, etc.)	0	0	0	0	0	0	0	0	47	37
Weapon Law Violations	1	1	0	0	0	0	0	0	60	57
<b>Total</b>	<b>14</b>	<b>7</b>	<b>0</b>	<b>0</b>	<b>22</b>	<b>13</b>	<b>13</b>	<b>0</b>	<b>2829</b>	<b>1628</b>

## Jackson County

A CRIME IS COMMITTED IN JACKSON COUNTY  
EVERY 30 HOURS

### FULL TIME SWORN LAW ENFORCEMENT EMPLOYEES

Agency	Male	Female	Total
STATE POLICE	2	0	2
JACKSON COUNTY SHERIFF'S OFFICE	6	0	6
MCKEE POLICE DEPARTMENT	3	0	3
JACKSON POLICE DEPARTMENT	8	0	8
ALL OTHER AGENCIES	0	0	0

\*\*Kentucky State Police Troopers may be assigned to multiple counties per post.



County Seat: McKee  
Population: 13,331  
Registered Sex Offenders: 24

**JACKSON  
COUNTY**

Group A Offenses By Category	State Police		Sheriff		McKee		Jackson PD		All Other Agencies		Total	
	Offenses		Offenses		Offenses		Offenses		Offenses		Offenses	
	Reported	Cleared	Reported	Cleared	Reported	Cleared	Reported	Cleared	Reported	Cleared	Reported	Cleared
Arson	4	1	0	0	0	0	0	0	0	0	4	1
Assault Offenses	39	39	1	1	0	0	2	2	0	0	42	42
Bribery	0	0	0	0	0	0	0	0	0	0	0	0
Burglary/Breaking and Entering	21	6	23	4	0	0	9	1	0	0	53	11
Counterfeiting/Forgery	1	1	1	0	0	0	2	2	0	0	4	3
Destruction/Damage/Vandalism Of Property	4	1	2	1	0	0	1	0	0	0	7	2
Drug/Narcotic Offenses	50	37	5	4	0	0	1	1	18	0	74	42
Embezzlement	0	0	0	0	0	0	0	0	0	0	0	0
Extortion/Blackmail	0	0	0	0	0	0	0	0	0	0	0	0
Fraud Offenses	4	1	0	0	0	0	0	0	1	1	5	2
Gambling Offenses	0	0	0	0	0	0	0	0	0	0	0	0
Homicide Offenses	0	0	0	0	0	0	0	0	0	0	0	0
Kidnapping/Abduction	5	5	0	0	0	0	1	0	0	0	6	5
Larceny/Theft Offenses	25	10	21	2	0	0	8	0	0	0	54	12
Motor Vehicle Theft	7	3	5	0	0	0	2	0	0	0	14	3
Pornography/Obscene Material	0	0	0	0	0	0	0	0	0	0	0	0
Prostitution Offenses	0	0	0	0	0	0	0	0	0	0	0	0
Robbery	1	1	0	0	0	0	0	0	0	0	1	1
Sex Offenses, Forcible	18	9	0	0	0	0	0	0	0	0	18	9
Sex Offenses, Nonforcible	1	0	0	0	0	0	0	0	0	0	1	0
Stolen Property Offenses (Receiving, etc.)	5	3	0	0	0	0	0	0	0	0	5	3
Weapon Law Violations	4	4	0	0	0	0	0	0	0	0	4	4
<b>Total</b>	<b>189</b>	<b>121</b>	<b>58</b>	<b>12</b>	<b>0</b>	<b>0</b>	<b>26</b>	<b>6</b>	<b>19</b>	<b>1</b>	<b>292</b>	<b>140</b>



## Jefferson County

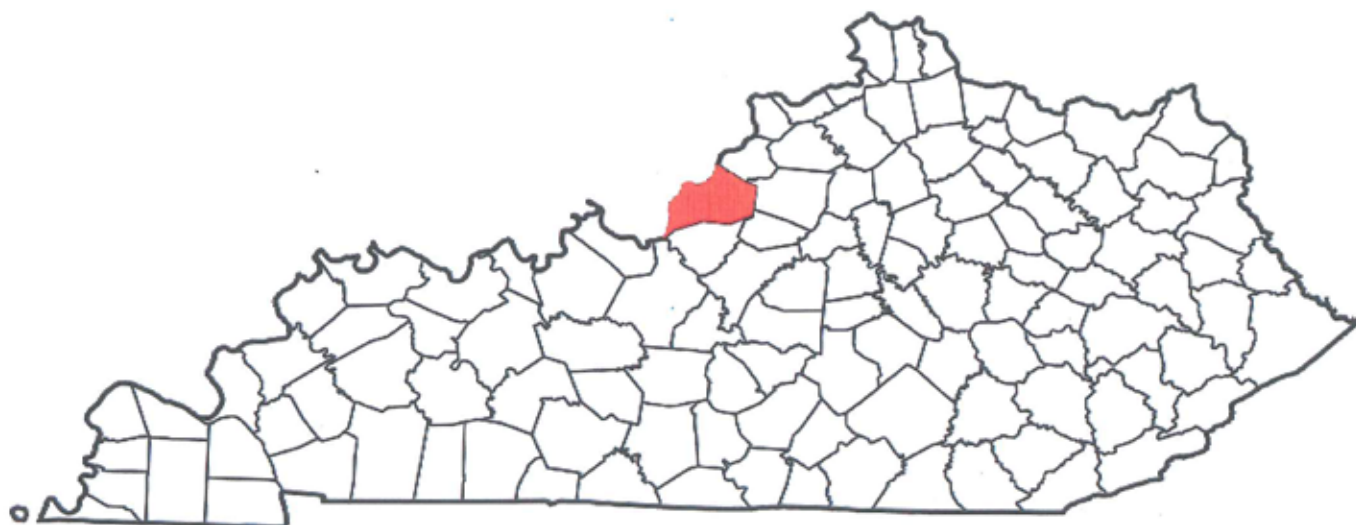
A CRIME IS COMMITTED IN JEFFERSON COUNTY  
EVERY 1 HOUR AND 33 MINUTES

### FULL TIME SWORN LAW ENFORCEMENT EMPLOYEES

Agency	Male	Female	Total
STATE POLICE	4	0	4
JEFFERSON COUNTY SHERIFF'S OFFICE	198	19	217
**LOUISVILLE METRO POLICE DEPARTMENT	1075	164	1239
ST. MATTHEWS POLICE DEPARTMENT	32	1	33
SHIVLEY POLICE DEPARTMENT	27	1	28
ANCHORAGE POLICE DEPARTMENT	10	0	10
JEFFERSTOWN POLICE DEPARTMENT	44	5	49
UNIV. OF LOUISVILLE SECUR.	36	5	41
FAIRGROUND SECURITY	3	0	3
INDIAN HILLS POLICE DEPARTMENT	6	1	7
AUDUBON PARK POLICE DEPARTMENT	6	1	7
LYNNVIEW POLICE DEPARTMENT	3	0	3
HERITAGE CREEK POLICE DEPARTMENT	9	0	9
PROSPECT POLICE DEPARTMENT	6	2	8
JEFFERSON CO. SCHOOL SECUR.	16	2	18
REGIONAL AIRPORT AUTH.	37	1	38
MEADOWVALE POLICE DEPARTMENT	1	0	1
HURSTBOURNE ACRES POLICE DEPT.	1	1	2
STRATHMOOR VILLAGE POLICE DEPT.	6	0	6
NORTHFIELD POLICE DEPARTMENT	5	0	5
GRAYMOOR/DEVONDALE P.D.	13	2	15
WEST BUECHEL	4	0	4
ALL OTHER AGENCIES	4	0	4

\*\* LMPD is a summary agency. Numbers for this agency are not included here. Data for LMPD can be found in the Summary section.

\*\*Kentucky State Police Troopers may be assigned to multiple counties per post.



County Seat: Louisville  
Population: 750,828  
Registered Sex Offenders: 1146

**JEFFERSON  
COUNTY**

Group A Offenses By Category	State Police		Sheriff		Louisville Metro		St. Matthews		Shively		Anchorage	
	Offenses		Offenses		Offenses		Offenses		Offenses		Offenses	
	Reported	Cleared	Reported	Cleared	Reported	Cleared	Reported	Cleared	Reported	Cleared	Reported	Cleared
Arson	0	0	0	0	-	-	1	0	0	0	0	0
Assault Offenses	3	3	0	0	-	-	131	75	156	30	4	4
Bribery	0	0	0	0	-	-	0	0	0	0	0	0
Burglary/Breaking and Entering	0	0	0	0	-	-	131	37	223	23	5	4
Counterfeiting/Forgery	9	6	0	0	-	-	82	66	26	4	4	4
Destruction/Damage/Vandalism Of Property	3	0	0	0	-	-	141	16	215	18	9	3
Drug/Narcotic Offenses	39	22	0	0	-	-	193	188	35	28	2	2
Embezzlement	0	0	0	0	-	-	0	0	0	0	0	0
Extortion/Blackmail	0	0	0	0	-	-	0	0	0	0	0	0
Fraud Offenses	3	1	0	0	-	-	68	12	83	4	7	2
Gambling Offenses	0	0	0	0	-	-	0	0	0	0	0	0
Homicide Offenses	0	0	0	0	-	-	0	0	6	6	0	0
Kidnapping/Abduction	0	0	0	0	-	-	0	0	1	1	0	0
Larceny/Theft Offenses	13	6	0	0	-	-	600	165	414	39	47	22
Motor Vehicle Theft	3	0	0	0	-	-	22	4	59	6	0	0
Pornography/Obscene Material	12	8	0	0	-	-	0	0	3	1	0	0
Prostitution Offenses	0	0	0	0	-	-	2	2	0	0	0	0
Robbery	1	0	0	0	-	-	31	14	58	9	0	0
Sex Offenses, Forcible	0	0	0	0	-	-	4	3	16	5	0	0
Sex Offenses, Nonforcible	1	1	0	0	-	-	0	0	1	1	0	0
Stolen Property Offenses (Receiving, etc.)	4	2	0	0	-	-	22	21	30	8	2	2
Weapon Law Violations	1	1	0	0	-	-	10	8	3	1	0	0
<b>Total</b>	<b>92</b>	<b>50</b>	<b>0</b>	<b>0</b>	<b>-</b>	<b>-</b>	<b>1438</b>	<b>611</b>	<b>1329</b>	<b>184</b>	<b>80</b>	<b>43</b>

\*\*Note: Louisville Metro Police Department reported summary during the 2012 year. Data for this agency can be found in the Summary section of this publication.

**JEFFERSON  
COUNTY**

Group A Offenses By Category	Jeffersontown		Univ. of Louisville		Fairground Security		Indian Hills		Audubon Park		Lynnview	
	Offenses		Offenses		Offenses		Offenses		Offenses		Offenses	
	Reported	Cleared	Reported	Cleared	Reported	Cleared	Reported	Cleared	Reported	Cleared	Reported	Cleared
Arson	0	0	0	0	0	0	0	0	0	0	0	0
Assault Offenses	51	24	53	17	0	0	1	0	14	7	0	0
Bribery	0	0	0	0	0	0	0	0	0	0	0	0
Burglary/Breaking and Entering	166	30	21	2	0	0	16	1	21	0	4	4
Counterfeiting/Forgery	72	62	3	2	0	0	0	0	21	0	0	0
Destruction/Damage/Vandalism Of Property	123	20	64	4	0	0	12	2	23	3	1	1
Drug/Narcotic Offenses	93	76	96	96	0	0	1	1	6	6	0	0
Embezzlement	0	0	0	0	0	0	0	0	0	0	0	0
Extortion/Blackmail	0	0	0	0	0	0	0	0	0	0	0	0
Fraud Offenses	50	19	11	1	0	0	1	0	9	4	0	0
Gambling Offenses	0	0	0	0	0	0	0	0	0	0	0	0
Homicide Offenses	0	0	0	0	0	0	0	0	0	0	0	0
Kidnapping/Abduction	1	1	0	0	0	0	0	0	0	0	0	0
Larceny/Theft Offenses	430	89	283	18	3	3	24	3	48	1	1	1
Motor Vehicle Theft	37	4	8	0	1	1	0	0	3	0	0	0
Pornography/Obscene Material	4	4	0	0	0	0	0	0	0	0	0	0
Prostitution Offenses	0	0	0	0	0	0	0	0	0	0	0	0
Robbery	27	11	18	9	0	0	2	0	0	0	0	0
Sex Offenses, Forcible	11	7	14	1	0	0	0	0	0	0	0	0
Sex Offenses, Nonforcible	0	0	0	0	0	0	0	0	0	0	0	0
Stolen Property Offenses (Receiving, etc.)	18	10	0	0	0	0	0	0	3	1	0	0
Weapon Law Violations	6	5	2	2	0	0	0	0	1	1	0	0
<b>Total</b>	<b>1089</b>	<b>362</b>	<b>573</b>	<b>152</b>	<b>4</b>	<b>4</b>	<b>57</b>	<b>7</b>	<b>149</b>	<b>23</b>	<b>6</b>	<b>6</b>

**JEFFERSON COUNTY**

Group A Offenses By Category	Heritage Creek		Prospect		Jefferson Co. School		Regional Airport		Meadowvale PD		Hurstbourne Acres	
	Reported	Cleared	Reported	Cleared	Reported	Cleared	Reported	Cleared	Reported	Cleared	Reported	Cleared
Arson	0	0	0	0	1	0	0	0	0	0	0	0
Assault Offenses	0	0	4	2	152	120	0	0	0	0	0	0
Bribery	0	0	0	0	0	0	0	0	0	0	0	0
Burglary/Breaking and Entering	2	0	3	1	37	8	1	0	1	0	3	3
Counterfeiting/Forgery	0	0	0	0	0	0	0	0	0	0	0	0
Destruction/Damage/Vandalism Of Property	1	1	6	2	90	9	1	0	2	0	1	1
Drug/Narcotic Offenses	0	0	1	1	16	16	2	2	0	0	0	0
Embezzlement	0	0	0	0	0	0	0	0	0	0	0	0
Extortion/Blackmail	0	0	0	0	0	0	0	0	0	0	0	0
Fraud Offenses	0	0	0	0	0	0	7	2	0	0	0	0
Gambling Offenses	0	0	0	0	0	0	0	0	0	0	0	0
Homicide Offenses	0	0	0	0	0	0	0	0	0	0	0	0
Kidnapping/Abduction	0	0	1	1	0	0	0	0	0	0	0	0
Larceny/Theft Offenses	2	1	10	2	47	3	24	3	5	1	2	2
Motor Vehicle Theft	1	0	1	1	0	0	17	3	0	0	0	0
Pornography/Obscene Material	0	0	0	0	0	0	0	0	0	0	0	0
Prostitution Offenses	0	0	0	0	0	0	0	0	0	0	0	0
Robbery	0	0	1	1	1	0	0	0	0	0	0	0
Sex Offenses, Forcible	0	0	0	0	0	0	0	0	0	0	0	0
Sex Offenses, Nonforcible	0	0	0	0	0	0	0	0	0	0	0	0
Stolen Property Offenses (Receiving, etc.)	0	0	1	1	0	0	2	0	0	0	0	0
Weapon Law Violations	0	0	0	0	4	4	6	1	0	0	0	0
<b>Total</b>	<b>6</b>	<b>2</b>	<b>28</b>	<b>12</b>	<b>348</b>	<b>160</b>	<b>60</b>	<b>11</b>	<b>8</b>	<b>1</b>	<b>6</b>	<b>6</b>

**JEFFERSON  
COUNTY**

Group A Offenses By Category	Strathmoor Village		Northfield PD		Graymoor/Devondale		West Buechel		All Other Agencies		Total	
	Offenses		Offenses		Offenses		Offenses		Offenses		Offenses	
	Reported	Cleared	Reported	Cleared	Reported	Cleared	Reported	Cleared	Reported	Cleared	Reported	Cleared
Arson	0	0	0	0	0	0	0	0	0	0	2	0
Assault Offenses	0	0	4	0	4	2	4	0	4	4	585	288
Bribery	0	0	0	0	0	0	0	0	0	0	0	0
Burglary/Breaking and Entering	2	2	0	0	12	0	3	0	0	0	651	115
Counterfeiting/Forgery	0	0	0	0	1	0	1	0	0	0	219	144
Destruction/Damage/Vandalism Of Property	0	0	2	0	5	2	3	1	1	0	703	83
Drug/Narcotic Offenses	0	0	0	0	0	0	1	1	7	3	492	442
Embezzlement	0	0	0	0	0	0	0	0	0	0	0	0
Extortion/Blackmail	0	0	0	0	0	0	0	0	0	0	0	0
Fraud Offenses	0	0	2	0	1	1	4	0	20	1	266	47
Gambling Offenses	0	0	0	0	0	0	0	0	0	0	0	0
Homicide Offenses	0	0	0	0	0	0	0	0	0	0	6	6
Kidnapping/Abduction	0	0	0	0	0	0	0	0	0	0	3	3
Larceny/Theft Offenses	2	2	7	1	26	4	177	158	1	0	2166	524
Motor Vehicle Theft	0	0	0	0	1	1	3	0	1	0	157	20
Pornography/Obscene Material	0	0	0	0	0	0	0	0	10	9	29	22
Prostitution Offenses	0	0	0	0	0	0	0	0	0	0	2	2
Robbery	0	0	0	0	1	0	8	4	0	0	148	48
Sex Offenses, Forcible	0	0	0	0	0	0	0	0	0	0	45	16
Sex Offenses, Nonforcible	0	0	0	0	0	0	0	0	0	0	2	2
Stolen Property Offenses (Receiving, etc.)	0	0	0	0	0	0	1	1	1	0	84	46
Weapon Law Violations	0	0	0	0	0	0	0	0	0	0	33	23
<b>Total</b>	<b>4</b>	<b>4</b>	<b>15</b>	<b>1</b>	<b>51</b>	<b>10</b>	<b>205</b>	<b>165</b>	<b>45</b>	<b>17</b>	<b>5593</b>	<b>1831</b>

## Jessamine County

A CRIME IS COMMITTED IN JESSAMINE COUNTY  
EVERY 2 HOURS AND 20 MINUTES

### FULL TIME SWORN LAW ENFORCEMENT EMPLOYEES

Agency	Male	Female	Total
STATE POLICE	2	0	2
JESSAMINE COUNTY SHERIFF'S OFFICE	25	1	26
NICHOLASVILLE POLICE DEPARTMENT	54	3	57
WILMORE POLICE DEPARTMENT	7	1	8
ALL OTHER AGENCIES	0	0	0

\*\*Kentucky State Police Troopers may be assigned to multiple counties per post.



County Seat: Nicholasville  
Population: 49,635  
Registered Sex Offenders: 64

**JESSAMINE  
COUNTY**

Group A Offenses By Category	State Police		Sheriff		Nicholasville		Wilmore		All Other Agencies		Total	
	Offenses		Offenses		Offenses		Offenses		Offenses		Offenses	
	Reported	Cleared	Reported	Cleared	Reported	Cleared	Reported	Cleared	Reported	Cleared	Reported	Cleared
Arson	0	0	0	0	3	0	0	0	0	0	3	0
Assault Offenses	3	3	43	29	279	123	24	8	0	0	349	163
Bribery	0	0	0	0	1	0	0	0	0	0	1	0
Burglary/Breaking and Entering	1	0	124	8	366	13	34	0	0	0	525	21
Counterfeiting/Forgery	1	1	21	8	219	24	5	0	0	0	246	33
Destruction/Damage/Vandalism Of Property	0	0	39	6	283	15	26	2	0	0	348	23
Drug/Narcotic Offenses	43	13	18	15	351	142	26	25	0	0	438	195
Embezzlement	0	0	0	0	0	0	0	0	0	0	0	0
Extortion/Blackmail	0	0	0	0	0	0	0	0	0	0	0	0
Fraud Offenses	2	1	16	1	158	7	4	0	1	1	181	10
Gambling Offenses	0	0	0	0	1	0	0	0	0	0	1	0
Homicide Offenses	0	0	2	1	2	0	0	0	0	0	4	1
Kidnapping/Abduction	0	0	0	0	8	2	0	0	0	0	8	2
Larceny/Theft Offenses	2	0	202	44	1057	115	100	3	0	0	1361	162
Motor Vehicle Theft	0	0	8	1	37	1	2	0	0	0	47	2
Pornography/Obscene Material	0	0	0	0	3	0	0	0	0	0	3	0
Prostitution Offenses	0	0	0	0	0	0	0	0	0	0	0	0
Robbery	0	0	1	1	31	3	0	0	0	0	32	4
Sex Offenses, Forcible	0	0	3	1	45	1	1	0	0	0	49	2
Sex Offenses, Nonforcible	0	0	1	0	0	0	0	0	0	0	1	0
Stolen Property Offenses (Receiving, etc.)	1	1	13	5	113	22	0	0	0	0	127	28
Weapon Law Violations	0	0	4	3	14	9	5	4	0	0	23	16
<b>Total</b>	<b>53</b>	<b>19</b>	<b>495</b>	<b>123</b>	<b>2971</b>	<b>477</b>	<b>227</b>	<b>42</b>	<b>1</b>	<b>1</b>	<b>3747</b>	<b>662</b>

## Johnson County

A CRIME IS COMMITTED IN JOHNSON COUNTY  
EVERY 16 HOURS AND 4 MINUTES

### FULL TIME SWORN LAW ENFORCEMENT EMPLOYEES

Agency	Male	Female	Total
STATE POLICE	6	0	6
JOHNSON COUNTY SHERIFF'S OFFICE	11	0	11
PAINTSVILLE POLICE DEPARTMENT	9	0	9
ALL OTHER AGENCIES	0	0	0

\*\*Kentucky State Police Troopers may be assigned to multiple counties per post.



County Seat: Paintsville  
Population: 23,383  
Registered Sex Offenders: 31



**JOHNSON  
COUNTY**

Group A Offenses By Category	State Police		Sheriff		Paintsville		All Other Agencies		Total	
	Offenses		Offenses		Offenses		Offenses		Offenses	
	Reported	Cleared	Reported	Cleared	Reported	Cleared	Reported	Cleared	Reported	Cleared
Arson	0	0	0	0	0	0	0	0	0	0
Assault Offenses	13	10	46	25	8	8	1	1	68	44
Bribery	1	0	0	0	0	0	0	0	1	0
Burglary/Breaking and Entering	16	2	51	1	12	2	0	0	79	5
Counterfeiting/Forgery	3	0	14	1	1	0	0	0	18	1
Destruction/Damage/Vandalism Of Property	5	0	2	0	9	1	0	0	16	1
Drug/Narcotic Offenses	25	7	77	39	22	15	12	0	136	61
Embezzlement	0	0	0	0	0	0	0	0	0	0
Extortion/Blackmail	0	0	0	0	0	0	0	0	0	0
Fraud Offenses	9	5	8	0	5	0	0	0	22	5
Gambling Offenses	0	0	0	0	0	0	0	0	0	0
Homicide Offenses	0	0	2	0	0	0	0	0	2	0
Kidnapping/Abduction	0	0	0	0	0	0	0	0	0	0
Larceny/Theft Offenses	12	3	43	3	82	22	0	0	137	28
Motor Vehicle Theft	1	0	7	1	6	1	0	0	14	2
Pornography/Obscene Material	1	1	8	0	0	0	1	0	10	1
Prostitution Offenses	0	0	0	0	0	0	0	0	0	0
Robbery	1	0	2	0	2	0	0	0	5	0
Sex Offenses, Forcible	13	8	1	0	1	0	0	0	15	8
Sex Offenses, Nonforcible	1	0	0	0	0	0	0	0	1	0
Stolen Property Offenses (Receiving, etc.)	2	0	8	5	7	3	0	0	17	8
Weapon Law Violations	0	0	3	2	1	0	0	0	4	2
<b>Total</b>	<b>103</b>	<b>36</b>	<b>272</b>	<b>77</b>	<b>156</b>	<b>52</b>	<b>14</b>	<b>1</b>	<b>545</b>	<b>166</b>

## Kenton County

**A CRIME IS COMMITTED IN KENTON COUNTY  
EVERY 54 MINUTES**

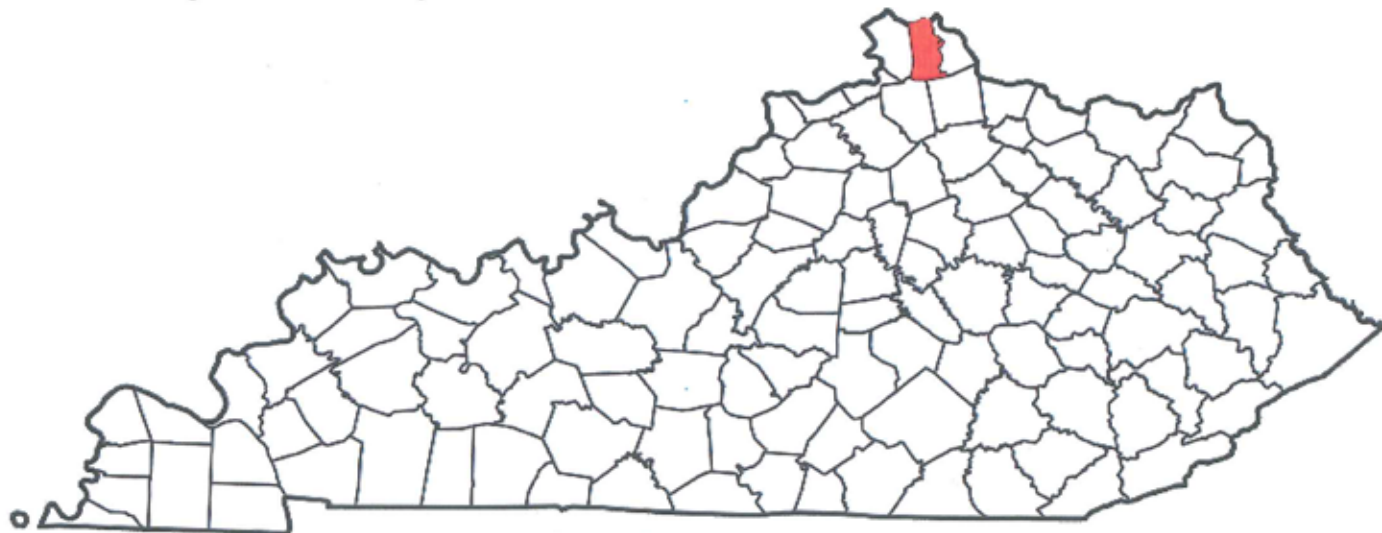
### FULL TIME SWORN LAW ENFORCEMENT EMPLOYEES

Agency	Male	Female	Total
STATE POLICE	0	0	0
KENTON COUNTY SHERIFF'S OFFICE	27	2	29
**COVINGTON POLICE DEPARTMENT	96	7	103
ELSMERE POLICE DEPARTMENT	13	0	13
ERLANGER POLICE DEPARTMENT	41	3	44
FORT WRIGHT POLICE DEPARTMENT	11	0	11
KENTON CO. POLICE DEPARTMENT	30	1	31
PARK HILLS POLICE DEPARTMENT	4	0	4
LUDLOW POLICE DEPARTMENT	8	0	8
LAKESIDE PARK POLICE DEPARTMENT	9	2	11
TAYLOR MILL POLICE DEPARTMENT	8	2	10
VILLA HILLS POLICE DEPARTMENT	7	0	7
FORT MITCHELL POLICE DEPARTMENT	12	1	13
EDGEWOOD POLICE DEPARTMENT	13	1	14
INDEPENDENCE POLICE DEPARTMENT	30	0	30
CRESCENT SPRINGS POLICE DEPARTMENT	0	0	0
**NORTHERN KY TASK FORCE	2	0	2
ALL OTHER AGENCIES	1	0	1

\*\*Covington Police Department reported summary for a portion of the year before moving to KYOPS

\*\*Kentucky State Police Troopers may be assigned to multiple counties per post.

\*\*Northern KY Drug Strike Force covers multiple counties



County Seat: Independence

Population: 161,711

Registered Sex Offenders: 158

**KENTON  
COUNTY**

Group A Offenses By Category	State Police		Sheriff		Covington		Elsmere		Erlanger		Fort Wright	
	Offenses		Offenses		Offenses		Offenses		Offenses		Offenses	
	Reported	Cleared	Reported	Cleared	Reported	Cleared	Reported	Cleared	Reported	Cleared	Reported	Cleared
Arson	0	0	0	0	18	0	0	0	1	1	1	0
Assault Offenses	3	2	19	7	597	157	105	45	108	49	23	10
Bribery	0	0	0	0	1	0	1	0	0	0	0	0
Burglary/Breaking and Entering	0	0	0	0	470	33	61	10	89	11	31	16
Counterfeiting/Forgery	0	0	1	0	41	14	4	0	26	14	12	5
Destruction/Damage/Vandalism Of Property	0	0	0	0	475	25	71	6	151	17	25	0
Drug/Narcotic Offenses	3	1	29	28	937	807	42	39	101	82	79	78
Embezzlement	0	0	0	0	0	0	0	0	0	0	0	0
Extortion/Blackmail	0	0	0	0	1	0	0	0	1	0	0	0
Fraud Offenses	1	0	1	1	144	20	22	2	48	2	33	15
Gambling Offenses	0	0	0	0	0	0	0	0	0	0	0	0
Homicide Offenses	0	0	0	0	6	2	1	1	1	0	0	0
Kidnapping/Abduction	0	0	0	0	14	2	2	0	0	0	1	1
Larceny/Theft Offenses	2	0	9	2	952	72	162	22	516	93	309	203
Motor Vehicle Theft	0	0	1	0	104	2	10	4	32	10	9	1
Pornography/Obscene Material	6	5	1	0	6	0	0	0	1	0	0	0
Prostitution Offenses	0	0	0	0	41	40	0	0	2	1	0	0
Robbery	0	0	0	0	110	8	8	2	13	3	8	3
Sex Offenses, Forcible	19	16	1	0	53	1	16	7	14	6	0	0
Sex Offenses, Nonforcible	0	0	0	0	3	0	0	0	0	0	1	1
Stolen Property Offenses (Receiving, etc.)	0	0	1	0	85	38	8	6	20	10	6	5
Weapon Law Violations	0	0	7	7	34	30	2	1	5	5	0	0
<b>Total</b>	<b>34</b>	<b>24</b>	<b>70</b>	<b>45</b>	<b>4092</b>	<b>1251</b>	<b>515</b>	<b>145</b>	<b>1129</b>	<b>304</b>	<b>538</b>	<b>338</b>

**KENTON  
COUNTY**

Group A Offenses By Category	Kenton Co. PD		Park Hills		Ludlow		Lakeside Park		Taylor Mill		Villa Hills	
	Offenses		Offenses		Offenses		Offenses		Offenses		Offenses	
	Reported	Cleared	Reported	Cleared	Reported	Cleared	Reported	Cleared	Reported	Cleared	Reported	Cleared
Arson	1	0	1	0	1	0	0	0	0	0	0	0
Assault Offenses	78	47	28	6	109	25	4	2	35	14	1	0
Bribery	0	0	0	0	0	0	0	0	0	0	0	0
Burglary/Breaking and Entering	92	21	38	3	83	8	16	0	35	7	4	0
Counterfeiting/Forgery	5	4	0	0	9	1	6	1	3	3	0	0
Destruction/Damage/Vandalism Of Property	40	5	27	3	81	3	21	1	17	0	2	0
Drug/Narcotic Offenses	67	62	10	9	50	42	1	1	51	50	4	4
Embezzlement	0	0	0	0	0	0	0	0	0	0	0	0
Extortion/Blackmail	1	0	0	0	1	0	0	0	0	0	0	0
Fraud Offenses	28	8	6	0	13	1	94	2	12	0	3	0
Gambling Offenses	0	0	0	0	0	0	0	0	0	0	0	0
Homicide Offenses	0	0	0	0	0	0	0	0	0	0	0	0
Kidnapping/Abduction	1	0	1	1	1	0	0	0	1	1	0	0
Larceny/Theft Offenses	138	39	52	2	134	11	128	15	72	7	33	3
Motor Vehicle Theft	7	6	6	0	16	1	7	1	10	1	5	0
Pornography/Obscene Material	3	0	0	0	0	0	0	0	0	0	0	0
Prostitution Offenses	0	0	0	0	0	0	0	0	0	0	0	0
Robbery	4	1	1	0	1	0	0	0	4	2	0	0
Sex Offenses, Forcible	27	22	0	0	9	1	2	1	2	0	0	0
Sex Offenses, Nonforcible	2	2	0	0	0	0	0	0	0	0	0	0
Stolen Property Offenses (Receiving, etc.)	14	7	1	1	2	0	1	1	9	5	0	0
Weapon Law Violations	4	3	0	0	1	1	1	1	0	0	0	0
<b>Total</b>	<b>512</b>	<b>227</b>	<b>171</b>	<b>25</b>	<b>511</b>	<b>94</b>	<b>281</b>	<b>26</b>	<b>251</b>	<b>90</b>	<b>52</b>	<b>7</b>

**KENTON  
COUNTY**

Group A Offenses By Category	Fort Mitchell		Edgewood		Independence		Crescent Springs		Northern KY TF		All Other Agencies		Total	
	Offenses		Offenses		Offenses		Offenses		Offenses		Offenses		Offenses	
	Reported	Cleared	Reported	Cleared	Reported	Cleared	Reported	Cleared	Reported	Cleared	Reported	Cleared	Reported	Cleared
Arson	0	0	0	0	2	0	0	0	0	0	0	0	25	1
Assault Offenses	31	13	29	6	187	57	0	0	2	2	0	0	1359	442
Bribery	0	0	0	0	0	0	0	0	0	0	0	0	2	0
Burglary/Breaking and Entering	37	7	10	1	85	10	0	0	0	0	0	0	1051	127
Counterfeiting/Forgery	10	1	1	1	6	2	0	0	1	0	0	0	125	46
Destruction/Damage/Vandalism Of Property	23	2	29	3	79	7	0	0	0	0	1	0	1042	72
Drug/Narcotic Offenses	40	37	42	41	118	91	0	0	88	28	2	2	1664	1402
Embezzlement	0	0	0	0	0	0	0	0	0	0	0	0	0	0
Extortion/Blackmail	0	0	0	0	0	0	0	0	0	0	0	0	4	0
Fraud Offenses	14	1	19	1	52	7	0	0	5	0	5	2	500	62
Gambling Offenses	0	0	0	0	0	0	0	0	0	0	0	0	0	0
Homicide Offenses	0	0	0	0	0	0	0	0	0	0	0	0	8	3
Kidnapping/Abduction	0	0	0	0	5	3	0	0	0	0	0	0	26	8
Larceny/Theft Offenses	146	21	126	35	235	40	0	0	1	0	0	0	3015	565
Motor Vehicle Theft	7	1	10	3	23	10	0	0	0	0	0	0	247	40
Pornography/Obscene Material	0	0	0	0	4	1	0	0	0	0	2	2	23	8
Prostitution Offenses	0	0	0	0	0	0	0	0	0	0	0	0	43	41
Robbery	2	2	0	0	6	3	0	0	0	0	0	0	157	24
Sex Offenses, Forcible	3	1	2	1	18	9	0	0	0	0	0	0	166	65
Sex Offenses, Nonforcible	0	0	0	0	0	0	0	0	0	0	0	0	6	3
Stolen Property Offenses (Receiving, etc.)	2	1	3	1	6	4	0	0	0	0	0	0	158	79
Weapon Law Violations	0	0	3	3	3	3	0	0	0	0	0	0	60	54
<b>Total</b>	<b>315</b>	<b>87</b>	<b>274</b>	<b>96</b>	<b>829</b>	<b>247</b>	<b>0</b>	<b>0</b>	<b>97</b>	<b>30</b>	<b>10</b>	<b>6</b>	<b>9681</b>	<b>3042</b>

## Knott County

A CRIME IS COMMITTED IN KNOTT COUNTY  
EVERY 16 HOURS AND 58 MINUTES

### FULL TIME SWORN LAW ENFORCEMENT EMPLOYEES

Agency	Male	Female	Total
STATE POLICE	9	0	9
KNOTT COUNTY SHERIFF'S OFFICE	6	0	6
ALL OTHER AGENCIES	2	0	2

\*\*Kentucky State Police Troopers may be assigned to multiple counties per post.



County Seat: Hindman  
Population: 16,124  
Registered Sex Offenders: 24

**KNOTT  
COUNTY**

Group A Offenses By Category	State Police		Sheriff		All Other Agencies		Offenses		Total	
	Offenses		Offenses		Offenses		Offenses		Offenses	
	Reported	Cleared	Reported	Cleared	Reported	Cleared	Reported	Cleared	Reported	Cleared
Arson	4	0	0	0	5	0			9	0
Assault Offenses	42	23	0	0	4	1			46	24
Bribery	0	0	0	0	0	0			0	0
Burglary/Breaking and Entering	47	4	0	0	55	0			102	4
Counterfeiting/Forgery	1	0	0	0	2	0			3	0
Destruction/Damage/Vandalism Of Property	16	4	1	1	18	1			35	6
Drug/Narcotic Offenses	104	28	1	0	60	1			165	29
Embezzlement	0	0	0	0	0	0			0	0
Extortion/Blackmail	0	0	0	0	0	0			0	0
Fraud Offenses	1	0	0	0	8	0			9	0
Gambling Offenses	0	0	0	0	0	0			0	0
Homicide Offenses	4	2	0	0	0	0			4	2
Kidnapping/Abduction	1	0	0	0	0	0			1	0
Larceny/Theft Offenses	39	10	1	0	38	1			78	11
Motor Vehicle Theft	9	2	0	0	12	0			21	2
Pornography/Obscene Material	2	0	0	0	0	0			2	0
Prostitution Offenses	0	0	0	0	0	0			0	0
Robbery	6	2	0	0	1	0			7	2
Sex Offenses, Forcible	8	1	0	0	13	0			21	1
Sex Offenses, Nonforcible	0	0	0	0	1	0			1	0
Stolen Property Offenses (Receiving, etc.)	4	2	0	0	5	0			9	2
Weapon Law Violations	3	3	0	0	0	0			3	3
<b>Total</b>	<b>291</b>	<b>81</b>	<b>3</b>	<b>1</b>	<b>222</b>	<b>4</b>	<b>0</b>	<b>0</b>	<b>516</b>	<b>86</b>

## Knox County

A CRIME IS COMMITTED IN KNOX COUNTY  
EVERY 6 HOUR AND 25 MINUTES

### FULL TIME SWORN LAW ENFORCEMENT EMPLOYEES

Agency	Male	Female	Total
STATE POLICE	10	0	10
KNOX COUNTY SHERIFF'S OFFICE	8	0	8
BARBOURVILLE POLICE DEPARTMENT	15	0	15
ALL OTHER AGENCIES	0	0	0

\*\*Kentucky State Police Troopers may be assigned to multiple counties per post.



County Seat: Barbourville  
Population: 31,735  
Registered Sex Offenders: 44



**KNOX  
COUNTY**

Group A Offenses By Category	State Police		Sheriff		Barbourville		All Other Agencies		Total	
	Offenses		Offenses		Offenses		Offenses		Offenses	
	Reported	Cleared	Reported	Cleared	Reported	Cleared	Reported	Cleared	Reported	Cleared
Atson	0	5	2	2	0	0	1	0	3	7
Assault Offenses	14	30	72	58	14	13	0	0	100	101
Bribery	0	0	0	0	0	0	0	0	0	0
Burglary/Breaking and Entering	158	71	170	12	11	2	7	0	346	85
Counterfeiting/Forgery	11	3	26	15	3	2	5	1	45	21
Destruction/Damage/Vandalism Of Property	70	34	89	19	4	2	12	0	175	55
Drug/Narcotic Offenses	13	136	114	101	51	48	115	82	293	367
Embezzlement	0	0	0	0	0	0	0	0	0	0
Extortion/Blackmail	0	0	8	8	0	0	0	0	8	8
Fraud Offenses	7	11	10	3	4	3	3	0	24	17
Gambling Offenses	0	0	0	0	0	0	0	0	0	0
Homicide Offenses	0	3	0	0	1	1	0	0	1	4
Kidnapping/Abduction	0	0	1	1	1	0	0	0	2	1
Larceny/Theft Offenses	81	59	87	6	33	11	57	20	258	96
Motor Vehicle Theft	17	15	21	4	3	0	0	0	41	19
Pornography/Obscene Material	0	0	1	1	0	0	0	0	1	1
Prostitution Offenses	0	0	0	0	0	0	0	0	0	0
Robbery	1	2	5	4	1	1	2	1	9	8
Sex Offenses, Forcible	2	24	2	0	0	0	0	0	4	24
Sex Offenses, Nonforcible	0	2	0	0	0	0	0	0	0	2
Stolen Property Offenses (Receiving, etc.)	12	8	28	16	3	1	2	1	45	26
Weapon Law Violations	4	1	4	0	2	2	0	0	10	3
<b>Total</b>	<b>390</b>	<b>404</b>	<b>640</b>	<b>250</b>	<b>131</b>	<b>86</b>	<b>204</b>	<b>105</b>	<b>1365</b>	<b>845</b>

## Larue County

A CRIME IS COMMITTED IN LARUE COUNTY  
EVERY 14 HOURS AND 23 MINUTES

### FULL TIME SWORN LAW ENFORCEMENT EMPLOYEES

Agency	Male	Female	Total
STATE POLICE	4	0	4
LARUE COUNTY SHERIFF'S OFFICE	5	0	5
HODGENVILLE POLICE DEPARTMENT	5	0	5
ALL OTHER AGENCIES	0	0	0

\*\*Kentucky State Police Troopers may be assigned to multiple counties per post.



County Seat: Hodgenville  
Population: 14,151  
Registered Sex Offenders: 23

**LARUE  
COUNTY**

Group A Offenses By Category	State Police		Sheriff		Hodgenville		All Other Agencies		Total		
	Offenses		Offenses		Offenses		Offenses		Offenses		
	Reported	Cleared	Reported	Cleared	Reported	Cleared	Reported	Cleared	Reported	Cleared	
Arson	1	0	0	0	0	0	0	0	0	1	0
Assault Offenses	18	13	354	27	14	12	0	0	386	52	0
Bribery	0	0	0	0	1	0	0	0	1	0	0
Burglary/Breaking and Entering	7	1	24	1	6	2	0	0	37	4	0
Counterfeiting/Forgery	7	0	4	1	0	0	0	0	11	1	0
Destruction/Damage/Vandalism Of Property	6	4	6	1	6	3	0	0	18	8	0
Drug/Narcotic Offenses	4	0	60	26	7	7	14	9	85	42	0
Embezzlement	0	0	0	0	0	0	0	0	0	0	0
Extortion/Blackmail	0	0	0	0	0	0	0	0	0	0	0
Fraud Offenses	1	1	1	1	1	0	0	0	3	2	0
Gambling Offenses	0	0	0	0	0	0	0	0	0	0	0
Homicide Offenses	3	2	0	0	0	0	0	0	3	2	0
Kidnapping/Abduction	1	1	0	0	0	0	0	0	1	1	0
Larceny/Theft Offenses	12	1	24	3	4	1	0	0	40	5	0
Motor Vehicle Theft	3	3	3	0	3	1	0	0	9	4	0
Pornography/Obscene Material	1	1	0	0	0	0	0	0	1	1	0
Prostitution Offenses	0	0	0	0	0	0	0	0	0	0	0
Robbery	1	0	0	0	1	0	0	0	2	0	0
Sex Offenses, Forcible	5	3	0	0	0	0	0	0	5	3	0
Sex Offenses, Nonforcible	0	0	0	0	0	0	0	0	0	0	0
Stolen Property Offenses (Receiving, etc.)	0	0	1	1	0	0	0	0	1	1	0
Weapon Law Violations	0	0	1	1	3	3	1	1	5	5	0
<b>Total</b>	<b>70</b>	<b>30</b>	<b>478</b>	<b>62</b>	<b>46</b>	<b>29</b>	<b>15</b>	<b>10</b>	<b>609</b>	<b>131</b>	<b>0</b>

## Laurel County

A CRIME IS COMMITTED IN LAUREL COUNTY  
EVERY 4 HOURS AND 5 MINUTES

### FULL TIME SWORN LAW ENFORCEMENT EMPLOYEES

Agency	Male	Female	Total
STATE POLICE	9	1	10
LAUREL COUNTY SHERIFF'S OFFICE	32	0	32
LONDON POLICE DEPARTMENT	35	1	36
ALL OTHER AGENCIES	0	0	0

\*\*Kentucky State Police Troopers may be assigned to multiple counties per post.



County Seat: London  
Population: 59,462  
Registered Sex Offenders: 73

**LAUREL  
COUNTY**

Group A Offenses By Category	State Police		Sheriff		London		All Other Agencies		Total	
	Offenses		Offenses		Offenses		Offenses		Offenses	
	Reported	Cleared	Reported	Cleared	Reported	Cleared	Reported	Cleared	Reported	Cleared
Arson	4	1	0	0	0	0	0	0	4	1
Assault Offenses	46	36	31	12	47	37	7	4	131	89
Bribery	0	0	0	0	0	0	0	0	0	0
Burglary/Breaking and Entering	42	6	234	8	55	7	0	0	331	21
Counterfeiting/Forgery	9	3	14	1	56	19	0	0	79	23
Destruction/Damage/Vandalism Of Property	13	1	36	4	58	16	1	0	108	21
Drug/Narcotic Offenses	160	135	155	60	134	89	30	21	479	305
Embezzlement	0	0	0	0	0	0	0	0	0	0
Extortion/Blackmail	0	0	0	0	0	0	0	0	0	0
Fraud Offenses	16	9	29	0	57	2	4	0	106	11
Gambling Offenses	0	0	1	1	0	0	0	0	1	1
Homicide Offenses	2	2	1	0	2	2	1	1	6	5
Kidnapping/Abduction	1	1	7	0	1	1	0	0	9	2
Larceny/Theft Offenses	66	13	217	12	386	179	1	1	670	205
Motor Vehicle Theft	13	5	43	2	19	1	0	0	75	8
Pornography/Obscene Material	3	2	0	0	0	0	0	0	3	2
Prostitution Offenses	0	0	1	1	0	0	0	0	1	1
Robbery	2	2	9	3	8	3	0	0	19	8
Sex Offenses, Forcible	38	33	4	4	3	3	0	0	45	40
Sex Offenses, Nonforcible	1	1	0	0	0	0	0	0	1	1
Stolen Property Offenses (Receiving, etc.)	21	12	17	13	13	7	0	0	51	32
Weapon Law Violations	12	11	8	6	3	3	0	0	23	20
<b>Total</b>	<b>449</b>	<b>273</b>	<b>807</b>	<b>127</b>	<b>842</b>	<b>369</b>	<b>44</b>	<b>27</b>	<b>2142</b>	<b>796</b>

## Lawrence County

A CRIME IS COMMITTED IN LAWRENCE COUNTY  
EVERY 24 HOURS AND 7 MINUTES

### FULL TIME SWORN LAW ENFORCEMENT EMPLOYEES

Agency	Male	Female	Total
STATE POLICE	6	0	6
LAWRENCE COUNTY SHERIFF'S OFFICE	4	0	4
LOUISA POLICE DEPARTMENT	5	0	5
ALL OTHER AGENCIES	0	0	0

\*\*Kentucky State Police Troopers may be assigned to multiple counties per post.



County Seat: Louisa  
Population: 15,848  
Registered Sex Offenders: 23

**LAWRENCE  
COUNTY**

Group A Offenses By Category	State Police		Sheriff		Louisiana		All Other Agencies		Total	
	Offenses		Offenses		Offenses		Offenses		Offenses	
	Reported	Cleared	Reported	Cleared	Reported	Cleared	Reported	Cleared	Reported	Cleared
Arson	1	0	0	0	0	0	0	0	1	0
Assault Offenses	11	9	10	3	16	7	0	0	37	19
Bribery	0	0	0	0	0	0	0	0	0	0
Burglary/Breaking and Entering	13	1	30	2	14	0	0	0	57	3
Counterfeiting/Forgery	1	0	4	4	2	1	0	0	7	5
Destruction/Damage/Vandalism Of Property	5	3	6	1	3	0	0	0	14	4
Drug/Narcotic Offenses	6	3	1	0	97	94	9	9	113	106
Embezzlement	0	0	0	0	0	0	0	0	0	0
Extortion/Blackmail	0	0	0	0	0	0	0	0	0	0
Fraud Offenses	4	2	2	2	1	0	0	0	7	4
Gambling Offenses	0	0	0	0	0	0	0	0	0	0
Homicide Offenses	0	0	1	0	0	0	0	0	1	0
Kidnapping/Abduction	0	0	0	0	0	0	0	0	0	0
Larceny/Theft Offenses	23	11	32	3	32	10	0	0	87	24
Motor Vehicle Theft	4	1	10	0	0	0	0	0	14	1
Pornography/Obscene Material	0	0	0	0	0	0	0	0	0	0
Prostitution Offenses	0	0	0	0	0	0	0	0	0	0
Robbery	0	0	0	0	0	0	0	0	0	0
Sex Offenses, Forcible	14	8	0	0	0	0	0	0	14	8
Sex Offenses, Nonforcible	2	1	0	0	0	0	0	0	2	1
Stolen Property Offenses (Receiving, etc.)	1	0	2	2	5	3	0	0	8	5
Weapon Law Violations	0	0	1	0	0	0	0	0	1	0
<b>Total</b>	<b>85</b>	<b>39</b>	<b>99</b>	<b>17</b>	<b>170</b>	<b>115</b>	<b>9</b>	<b>9</b>	<b>363</b>	<b>180</b>

## Lee County

A CRIME IS COMMITTED IN LEE COUNTY  
EVERY 38 HOURS AND 35 MINUTES

### FULL TIME SWORN LAW ENFORCEMENT EMPLOYEES

Agency	Male	Female	Total
STATE POLICE	2	0	2
LEE COUNTY SHERIFF'S OFFICE	2	0	2
BEATTYVILLE POLICE DEPARTMENT	4	0	4
ALL OTHER AGENCIES	1	0	1

\*\*Kentucky State Police Troopers may be assigned to multiple counties per post.



County Seat: Beattyville  
Population: 7,706  
Registered Sex Offenders: 9



**LEE  
COUNTY**

Group A Offenses By Category	State Police				Sheriff				Beattyville				All Other Agencies				Total	
	Offenses		Offenses		Offenses		Offenses		Offenses		Offenses		Offenses		Offenses			
	Reported	Cleared	Reported	Cleared	Reported	Cleared	Reported	Cleared	Reported	Cleared	Reported	Cleared	Reported	Cleared	Reported	Cleared		
Arson	0	0	0	0	0	0	0	0	0	0	0	0	0	0	0	0		
Assault Offenses	9	7	0	0	0	0	1	1	0	0	0	0	0	10	8			
Bribery	0	0	0	0	0	0	0	0	0	0	0	0	0	0	0	0		
Burglary/Breaking and Entering	7	1	4	3	3	3	2	2	7	7	7	21	13					
Counterfeiting/Forgery	0	0	0	0	0	0	0	0	0	0	0	0	0	0	0	0		
Destruction/Damage/Vandalism Of Property	1	1	5	4	4	4	2	2	2	2	2	12	9					
Drug/Narcotic Offenses	45	13	0	0	11	11	25	25	81	49								
Embezzlement	0	0	0	0	0	0	0	0	0	0	0	0	0	0	0	0		
Extortion/Blackmail	0	0	0	0	0	0	0	0	0	0	0	0	0	0	0	0		
Fraud Offenses	1	0	0	0	4	4	0	0	0	0	0	5	4					
Gambling Offenses	0	0	0	0	0	0	0	0	0	0	0	0	0	0	0	0		
Homicide Offenses	0	0	0	0	0	0	0	0	0	0	0	0	0	0	0	0		
Kidnapping/Abduction	1	0	0	0	0	0	0	0	0	0	0	1	0					
Larceny/Theft Offenses	16	2	15	5	12	4	21	21	64	32								
Motor Vehicle Theft	2	0	1	0	0	0	2	1	5	1								
Pornography/Obscene Material	0	0	0	0	0	0	0	0	0	0	0	0	0	0	0	0		
Prostitution Offenses	0	0	0	0	0	0	0	0	0	0	0	0	0	0	0	0		
Robbery	5	0	1	1	0	0	0	0	6	1								
Sex Offenses, Forcible	12	0	0	0	1	1	0	0	13	1								
Sex Offenses, Nonforcible	0	0	0	0	0	0	0	0	0	0								
Stolen Property Offenses (Receiving, etc.)	3	1	1	1	2	2	3	2	9	6								
Weapon Law Violations	0	0	0	0	0	0	0	0	0	0								
<b>Total</b>	<b>102</b>	<b>25</b>	<b>27</b>	<b>14</b>	<b>38</b>	<b>27</b>	<b>60</b>	<b>58</b>	<b>227</b>	<b>124</b>								

## Leslie County

A CRIME IS COMMITTED IN LESLIE COUNTY  
EVERY 2 DAYS AND 23 HOURS

### FULL TIME SWORN LAW ENFORCEMENT EMPLOYEES

Agency	Male	Female	Total
STATE POLICE	6	1	7
LESLIE COUNTY SHERIFF'S OFFICE	7	0	7
HYDEN POLICE DEPARTMENT	2	0	2
ALL OTHER AGENCIES	0	0	0

\*\*Kentucky State Police Troopers may be assigned to multiple counties per post.



County Seat: Hyden  
Population: 11,170  
Registered Sex Offenders: 10

**LESLIE  
COUNTY**

Group A Offenses By Category	State Police		Sheriff		Hyden		All Other Agencies		Total	
	Offenses		Offenses		Offenses		Offenses		Offenses	
	Reported	Cleared	Reported	Cleared	Reported	Cleared	Reported	Cleared	Reported	Cleared
Arson	1	0	0	0	0	0	0	0	1	0
Assault Offenses	11	9	3	3	0	0	0	0	14	12
Bribery	0	0	0	0	0	0	0	0	0	0
Burglary/Breaking and Entering	8	0	0	0	0	0	0	0	8	0
Counterfeiting/Forgery	1	0	0	0	0	0	0	0	1	0
Destruction/Damage/Vandalism Of Property	1	0	1	0	0	0	0	0	2	0
Drug/Narcotic Offenses	65	11	7	6	0	0	2	2	74	19
Embezzlement	0	0	0	0	0	0	0	0	0	0
Extortion/Blackmail	0	0	0	0	0	0	0	0	0	0
Fraud Offenses	2	0	0	0	0	0	0	0	2	0
Gambling Offenses	0	0	0	0	0	0	0	0	0	0
Homicide Offenses	1	1	0	0	0	0	0	0	1	1
Kidnapping/Abduction	0	0	0	0	0	0	0	0	0	0
Larceny/Theft Offenses	10	1	0	0	0	0	0	0	10	1
Motor Vehicle Theft	1	0	0	0	0	0	0	0	1	0
Pornography/Obscene Material	1	0	0	0	0	0	0	0	1	0
Prostitution Offenses	0	0	0	0	0	0	0	0	0	0
Robbery	0	0	0	0	0	0	0	0	0	0
Sex Offenses, Forcible	3	2	0	0	0	0	0	0	3	2
Sex Offenses, Nonforcible	0	0	0	0	0	0	0	0	0	0
Stolen Property Offenses (Receiving, etc.)	4	2	0	0	0	0	0	0	4	2
Weapon Law Violations	0	0	0	0	0	0	0	0	0	0
<b>Total</b>	<b>109</b>	<b>26</b>	<b>11</b>	<b>9</b>	<b>0</b>	<b>0</b>	<b>2</b>	<b>2</b>	<b>122</b>	<b>37</b>

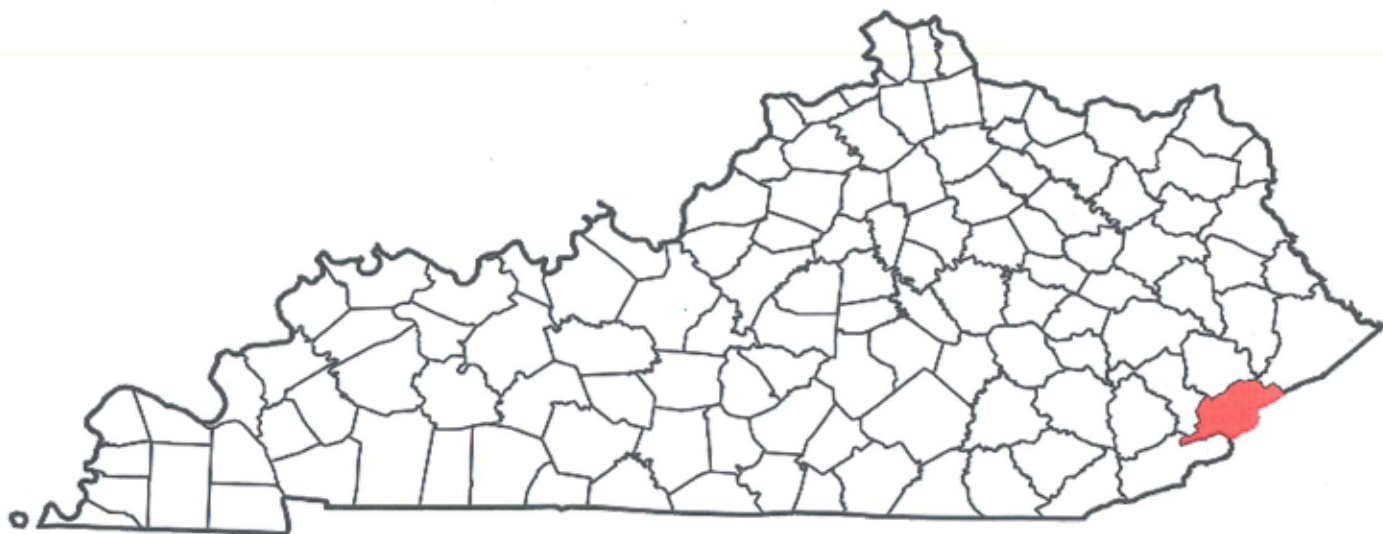
## Letcher County

A CRIME IS COMMITTED IN LETCHER COUNTY  
EVERY 23 HOURS AND 3 MINUTES

### FULL TIME SWORN LAW ENFORCEMENT EMPLOYEES

Agency	Male	Female	Total
STATE POLICE	8	0	8
LETCHER COUNTY SHERIFF'S OFFICE	10	2	12
JENKINS POLICE DEPARTMENT	5	0	5
FLEMING-NEON POLICE DEPARTMENT	2	0	2
WHITESBURG POLICE DEPARTMENT	4	1	5
ALL OTHER AGENCIES	4	1	5

\*\*Kentucky State Police Troopers may be assigned to multiple counties per post.



County Seat: Whitesburg  
Population: 23,952  
Registered Sex Offenders: 38

**LETCHER  
COUNTY**

Group A Offenses By Category	State Police		Sheriff		Jenkins		Fleming-Neon		Whitesburg PD		All Other Agencies		Total	
	Offenses		Offenses		Offenses		Offenses		Offenses		Offenses		Offenses	
	Reported	Cleared	Reported	Cleared	Reported	Cleared	Reported	Cleared	Reported	Cleared	Reported	Cleared	Reported	Cleared
Arson	1	1	0	0	0	0	0	0	0	0	0	0	1	1
Assault Offenses	46	37	5	3	0	0	0	0	1	0	0	0	52	40
Bribery	1	1	0	0	0	0	0	0	0	0	0	0	1	1
Burglary/Breaking and Entering	37	5	48	1	0	0	0	0	1	0	0	0	86	6
Counterfeiting/Forgery	2	2	1	0	0	0	0	0	0	0	0	0	3	2
Destruction/Damage/Vandalism Of Property	10	2	17	1	0	0	0	0	1	0	0	0	28	3
Drug/Narcotic Offenses	41	11	7	3	0	0	0	0	7	7	3	3	58	24
Embezzlement	0	0	0	0	0	0	0	0	0	0	0	0	0	0
Extortion/Blackmail	0	0	0	0	0	0	0	0	0	0	0	0	0	0
Fraud Offenses	5	2	1	0	0	0	0	0	0	0	0	0	6	2
Gambling Offenses	0	0	0	0	0	0	0	0	0	0	0	0	0	0
Homicide Offenses	0	0	1	1	0	0	0	0	0	0	0	0	1	1
Kidnapping/Abduction	0	0	0	0	0	0	0	0	0	0	0	0	0	0
Larceny/Theft Offenses	36	5	58	4	1	1	0	0	1	0	0	0	96	10
Motor Vehicle Theft	5	1	4	0	0	0	0	0	0	0	0	0	9	1
Pornography/Obscene Material	1	0	0	0	0	0	0	0	0	0	0	0	1	0
Prostitution Offenses	0	0	0	0	0	0	0	0	0	0	0	0	0	0
Robbery	2	1	0	0	0	0	0	0	0	0	0	0	2	1
Sex Offenses, Forcible	14	10	3	2	0	0	0	0	0	0	0	0	17	12
Sex Offenses, Nonforcible	0	0	0	0	0	0	0	0	0	0	0	0	0	0
Stolen Property Offenses (Receiving, etc.)	2	1	15	15	0	0	0	0	0	0	0	0	17	16
Weapon Law Violations	1	1	1	1	0	0	0	0	0	0	0	0	2	2
<b>Total</b>	<b>204</b>	<b>80</b>	<b>161</b>	<b>31</b>	<b>1</b>	<b>1</b>	<b>0</b>	<b>0</b>	<b>11</b>	<b>7</b>	<b>3</b>	<b>3</b>	<b>380</b>	<b>122</b>

## Lewis County

A CRIME IS COMMITTED IN LEWIS COUNTY  
EVERY 25 HOURS AND 59 MINUTES

### FULL TIME SWORN LAW ENFORCEMENT EMPLOYEES

Agency	Male	Female	Total
STATE POLICE	8	1	9
LEWIS COUNTY SHERIFF'S OFFICE	4	0	4
VANCEBURG POLICE DEPARTMENT	6	0	6
ALL OTHER AGENCIES	0	0	0

\*\*Kentucky State Police Troopers may be assigned to multiple counties per post.



County Seat: Vanceburg  
Population: 13,835  
Registered Sex Offenders: 27

**LEWIS  
COUNTY**

Group A Offenses By Category	State Police		Sheriff		Vanceburg		All Other Agencies		Total	
	Offenses		Offenses		Offenses		Offenses		Offenses	
	Reported	Cleared	Reported	Cleared	Reported	Cleared	Reported	Cleared	Reported	Cleared
Arson	0	0	2	2	0	0	0	0	2	2
Assault Offenses	9	7	9	8	6	3	0	0	24	18
Bribery	0	0	0	0	1	1	0	0	1	1
Burglary/Breaking and Entering	7	0	28	5	7	0	0	0	42	5
Counterfeiting/Forgery	2	1	3	1	16	8	0	0	21	10
Destruction/Damage/Vandalism Of Property	3	0	6	3	10	1	0	0	19	4
Drug/Narcotic Offenses	8	6	5	4	14	6	15	12	42	28
Embezzlement	0	0	0	0	0	0	0	0	0	0
Extortion/Blackmail	0	0	0	0	0	0	0	0	0	0
Fraud Offenses	0	0	3	2	1	0	0	0	4	2
Gambling Offenses	0	0	0	0	0	0	0	0	0	0
Homicide Offenses	4	4	0	0	0	0	0	0	4	4
Kidnapping/Abduction	2	2	0	0	0	0	0	0	2	2
Larceny/Theft Offenses	2	0	23	9	130	124	1	0	156	133
Motor Vehicle Theft	2	0	3	1	0	0	0	0	5	1
Pornography/Obscene Material	1	0	0	0	0	0	0	0	1	0
Prostitution Offenses	0	0	0	0	0	0	0	0	0	0
Robbery	0	0	0	0	0	0	0	0	0	0
Sex Offenses, Forcible	6	2	3	1	0	0	0	0	9	3
Sex Offenses, Nonforcible	0	0	0	0	0	0	0	0	0	0
Stolen Property Offenses (Receiving, etc.)	0	0	2	1	2	1	0	0	4	2
Weapon Law Violations	0	0	0	0	1	0	0	0	1	0
<b>Total</b>	<b>46</b>	<b>22</b>	<b>87</b>	<b>37</b>	<b>188</b>	<b>144</b>	<b>16</b>	<b>12</b>	<b>337</b>	<b>215</b>

## Lincoln County

A CRIME IS COMMITTED IN LINCOLN COUNTY  
EVERY 16 HOURS AND 48 MINUTES

### FULL TIME SWORN LAW ENFORCEMENT EMPLOYEES

Agency	Male	Female	Total
STATE POLICE	2	0	2
LINCOLN COUNTY SHERIFF'S OFFICE	6	1	7
STANFORD POLICE DEPARTMENT	11	0	11
ALL OTHER AGENCIES	1	0	1

\*\*Kentucky State Police Troopers may be assigned to multiple counties per post.



County Seat: Stanford  
Population: 24,461  
Registered Sex Offenders: 39



**LINCOLN  
COUNTY**

Group A Offenses By Category	State Police		Sheriff		Stanford		All Other Agencies		Total	
	Offenses		Offenses		Offenses		Offenses		Offenses	
	Reported	Cleared	Reported	Cleared	Reported	Cleared	Reported	Cleared	Reported	Cleared
Arson	6	0	0	0	0	0	0	0	6	0
Assault Offenses	45	43	19	17	11	10	0	0	75	70
Bribery	0	0	0	0	0	0	0	0	0	0
Burglary/Breaking and Entering	22	3	32	14	13	4	0	0	67	21
Counterfeiting/Forgery	7	5	1	0	16	2	0	0	24	7
Destruction/Damage/Mandalism Of Property	8	2	0	0	5	3	0	0	13	5
Drug/Narcotic Offenses	37	9	35	30	75	75	0	0	147	114
Embezzlement	0	0	0	0	0	0	0	0	0	0
Extortion/Blackmail	0	0	0	0	0	0	0	0	0	0
Fraud Offenses	2	0	0	0	0	0	0	0	2	0
Gambling Offenses	0	0	0	0	0	0	0	0	0	0
Homicide Offenses	1	1	2	2	0	0	0	0	3	3
Kidnapping/Abduction	0	0	1	1	0	0	0	0	1	1
Larceny/Theft Offenses	22	10	24	4	72	63	0	0	118	77
Motor Vehicle Theft	2	1	13	1	2	1	0	0	17	3
Pornography/Obscene Material	3	2	1	0	0	0	0	0	4	2
Prostitution Offenses	0	0	0	0	1	1	0	0	1	1
Robbery	0	0	2	1	0	0	0	0	2	1
Sex Offenses, Forcible	19	9	0	0	0	0	0	0	19	9
Sex Offenses, Nonforcible	2	0	0	0	0	0	0	0	2	0
Stolen Property Offenses (Receiving, etc.)	2	1	7	4	2	2	0	0	11	7
Weapon Law Violations	0	0	5	5	4	4	0	0	9	9
<b>Total</b>	<b>178</b>	<b>86</b>	<b>142</b>	<b>79</b>	<b>201</b>	<b>165</b>	<b>0</b>	<b>0</b>	<b>521</b>	<b>330</b>

## Livingston County

A CRIME IS COMMITTED IN LIVINGSTON COUNTY  
EVERY 19 HOURS AND 22 MINUTES

### FULL TIME SWORN LAW ENFORCEMENT EMPLOYEES

Agency	Male	Female	Total
STATE POLICE	5	0	5
LIVINGSTON COUNTY SHERIFF'S OFFICE	6	0	6
ALL OTHER AGENCIES	0	0	0

\*\*Kentucky State Police Troopers may be assigned to multiple counties per post.



County Seat: Smithland  
Population: 9,423  
Registered Sex Offenders: 15

**LIVINGSTON  
COUNTY**

Group A Offenses By Category	State Police		Sheriff		All Other Agencies		-		Total	
	Offenses		Offenses		Offenses		Offenses		Offenses	
	Reported	Cleared	Reported	Cleared	Reported	Cleared	Reported	Cleared	Reported	Cleared
Arson	1	0	1	0	0	0			2	0
Assault Offenses	20	18	23	7	0	0			43	25
Bribery	0	0	0	0	0	0			0	0
Burglary/Breaking and Entering	8	0	35	7	0	0			43	7
Counterfeiting/Forgery	6	6	1	0	1	1			8	7
Destruction/Damage/Vandalism Of Property	8	5	33	7	0	0			41	12
Drug/Narcotic Offenses	39	38	100	32	16	10			155	80
Embezzlement	0	0	0	0	0	0			0	0
Extortion/Blackmail	0	0	0	0	0	0			0	0
Fraud Offenses	7	5	5	0	0	0			12	5
Gambling Offenses	0	0	0	0	0	0			0	0
Homicide Offenses	0	0	0	0	0	0			0	0
Kidnapping/Abduction	0	0	0	0	0	0			0	0
Larceny/Theft Offenses	33	12	65	7	0	0			98	19
Motor Vehicle Theft	2	2	15	4	0	0			17	6
Pornography/Obscene Material	0	0	0	0	0	0			0	0
Prostitution Offenses	0	0	0	0	0	0			0	0
Robbery	1	1	0	0	0	0			1	1
Sex Offenses, Forcible	6	3	7	0	0	0			13	3
Sex Offenses, Nonforcible	0	0	2	0	0	0			2	0
Stolen Property Offenses (Receiving, etc.)	7	7	1	0	0	0			8	7
Weapon Law Violations	3	3	2	0	4	4			9	7
<b>Total</b>	<b>141</b>	<b>100</b>	<b>290</b>	<b>64</b>	<b>21</b>	<b>15</b>	<b>0</b>	<b>0</b>	<b>452</b>	<b>179</b>

## Logan County

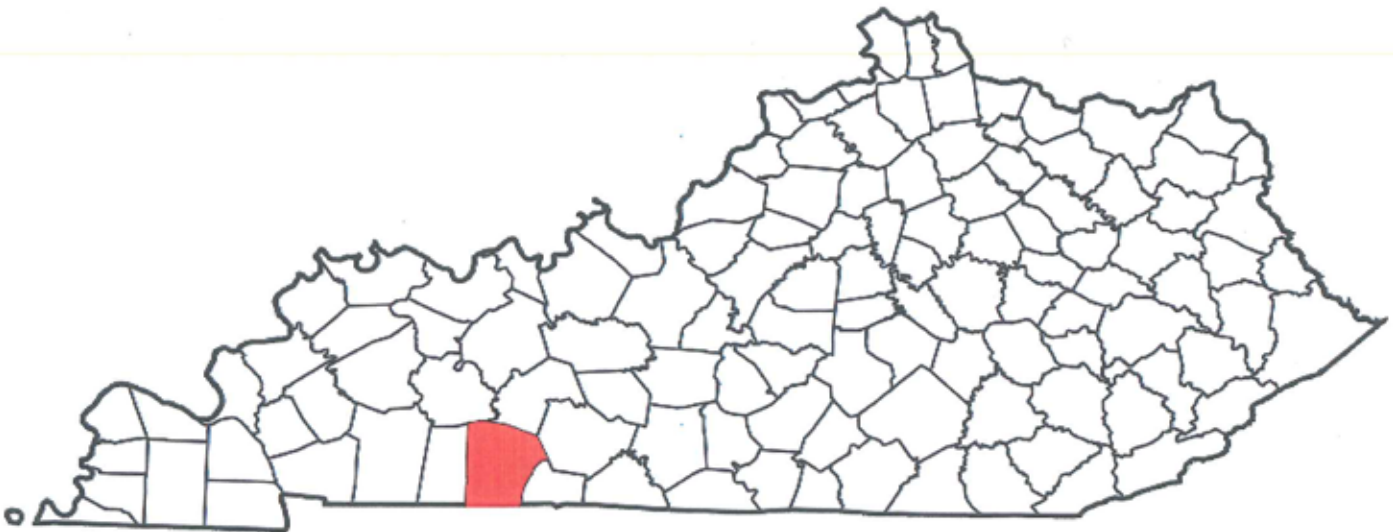
A CRIME IS COMMITTED IN LOGAN COUNTY  
EVERY 5 HOURS AND 11 MINUTES

### FULL TIME SWORN LAW ENFORCEMENT EMPLOYEES

Agency	Male	Female	Total
STATE POLICE	2	0	2
LOGAN COUNTY SHERIFF'S OFFICE	16	3	19
RUSSELLVILLE POLICE DEPARTMENT	16	3	19
AUBURN POLICE DEPARTMENT	2	0	2
LEWISBURG POLICE DEPARTMENT	1	0	1
**SOUTH CENTRAL TASK FORCE	1	0	1
ALL OTHER AGENCIES	1	0	1

\*\*Kentucky State Police Troopers may be assigned to multiple counties per post.

\*\*South Central Kentucky Drug Task Force covers multiple counties.



County Seat: Russellville  
Population: 26,646  
Registered Sex Offenders: 40

**LOGAN  
COUNTY**

Group A Offenses By Category	State Police			Sheriff			Russellville			Auburn			Lewisburg		
	Offenses			Offenses			Offenses			Offenses			Offenses		
	Reported	Cleared		Reported	Cleared		Reported	Cleared		Reported	Cleared		Reported	Cleared	
Arson	0	0		3	1		1	0		3	0		0	0	
Assault Offenses	6	5		99	65		121	34		17	9		0	0	
Bribery	0	0		0	0		0	0		0	0		0	0	
Burglary/Breaking and Entering	3	1		78	10		69	5		3	0		1	0	
Counterfeiting/Forgery	0	0		0	0		29	1		9	0		0	0	
Destruction/Damage/Vandalism Of Property	3	1		50	8		75	3		6	2		4	1	
Drug/Narcotic Offenses	1	0		198	178		87	34		11	11		2	2	
Embezzlement	0	0		0	0		0	0		0	0		0	0	
Extortion/Blackmail	0	0		0	0		1	0		0	0		0	0	
Fraud Offenses	3	0		5	1		12	1		1	0		0	0	
Gambling Offenses	0	0		0	0		0	0		0	0		0	0	
Homicide Offenses	0	0		1	0		0	0		0	0		0	0	
Kidnapping/Abduction	0	0		3	1		1	0		0	0		0	0	
Larceny/Theft Offenses	7	1		86	6		247	46		18	2		1	0	
Motor Vehicle Theft	1	0		12	3		5	0		1	0		0	0	
Pornography/Obscene Material	1	1		0	0		1	0		0	0		0	0	
Prostitution Offenses	0	0		0	0		0	0		0	0		0	0	
Robbery	0	0		4	0		2	1		0	0		0	0	
Sex Offenses, Forcible	5	1		16	5		50	17		0	0		0	0	
Sex Offenses, Nonforcible	0	0		1	1		0	0		0	0		0	0	
Stolen Property Offenses (Receiving, etc.)	0	0		10	0		5	1		0	0		0	0	
Weapon Law Violations	0	0		7	6		4	3		3	3		0	0	
<b>Total</b>	<b>30</b>	<b>10</b>		<b>573</b>	<b>285</b>		<b>710</b>	<b>146</b>		<b>72</b>	<b>27</b>		<b>8</b>	<b>3</b>	

**LOGAN  
COUNTY**

Group A Offenses By Category	South Central TF		All Other Agencies		-		-		Total	
	Offenses		Offenses		Offenses		Offenses		Offenses	
	Reported	Cleared	Reported	Cleared	Reported	Cleared	Reported	Cleared	Reported	Cleared
Atson	0	0	0	0					7	1
Assault Offenses	1	0	0	0					244	113
Bribery	0	0	0	0					0	0
Burglary/Breaking and Entering	0	0	0	0					154	16
Counterfeiting/Forgery	0	0	0	0					38	1
Destruction/Damage/Vandalism Of Property	0	0	0	0					138	15
Drug/Narcotic Offenses	288	44	0	0					587	269
Embezzlement	0	0	0	0					0	0
Extortion/Blackmail	0	0	0	0					1	0
Fraud Offenses	0	0	0	0					21	2
Gambling Offenses	0	0	0	0					0	0
Homicide Offenses	0	0	0	0					1	0
Kidnapping/Abduction	0	0	0	0					4	1
Larceny/Theft Offenses	1	0	0	0					360	55
Motor Vehicle Theft	0	0	0	0					19	3
Pornography/Obscene Material	0	0	0	0					2	1
Prostitution Offenses	0	0	0	0					0	0
Robbery	1	0	0	0					7	1
Sex Offenses, Forcible	0	0	0	0					71	23
Sex Offenses, Nonforcible	0	0	0	0					1	1
Stolen Property Offenses (Receiving, etc.)	0	0	0	0					15	1
Weapon Law Violations	5	1	0	0					19	13
<b>Total</b>	<b>296</b>	<b>45</b>	<b>0</b>	<b>0</b>	<b>0</b>	<b>0</b>	<b>0</b>	<b>0</b>	<b>1689</b>	<b>516</b>

## Lyon County

A CRIME IS COMMITTED IN LYON COUNTY  
EVERY 27 HOURS AND 48 MINUTES

### FULL TIME SWORN LAW ENFORCEMENT EMPLOYEES

Agency	Male	Female	Total
STATE POLICE	4	0	4
LYON COUNTY SHERIFF'S OFFICE	4	1	5
EDDYVILLE POLICE DEPARTMENT	3	1	4
ALL OTHER AGENCIES	0	0	0

\*\*Kentucky State Police Troopers may be assigned to multiple counties per post.



County Seat: Eddyville  
Population: 8,351  
Registered Sex Offenders: 63

**LYON  
COUNTY**

Group A Offenses By Category	State Police		Sheriff		Eddyville		All Other Agencies		Total	
	Offenses		Offenses		Offenses		Offenses		Offenses	
	Reported	Cleared	Reported	Cleared	Reported	Cleared	Reported	Cleared	Reported	Cleared
Arson	0	0	0	0	0	0	0	0	0	0
Assault Offenses	31	30	2	1	21	21	0	0	54	52
Bribery	0	0	0	0	1	1	0	0	1	1
Burglary/Breaking and Entering	10	2	8	4	5	1	0	0	23	7
Counterfeiting/Forgery	1	1	2	0	1	1	2	1	6	3
Destruction/Damage/Vandalism Of Property	10	4	7	3	9	3	0	0	26	10
Drug/Narcotic Offenses	54	54	0	0	23	23	15	1	92	78
Embezzlement	0	0	0	0	0	0	0	0	0	0
Extortion/Blackmail	0	0	0	0	0	0	0	0	0	0
Fraud Offenses	0	0	2	0	2	0	0	0	4	0
Gambling Offenses	0	0	0	0	0	0	0	0	0	0
Homicide Offenses	1	1	0	0	0	0	0	0	1	1
Kidnapping/Abduction	1	1	0	0	0	0	0	0	1	1
Larceny/Theft Offenses	15	4	18	3	52	20	0	0	85	27
Motor Vehicle Theft	3	2	1	0	1	1	0	0	5	3
Pornography/Obscene Material	0	0	0	0	0	0	0	0	0	0
Prostitution Offenses	0	0	0	0	0	0	0	0	0	0
Robbery	0	0	0	0	0	0	0	0	0	0
Sex Offenses, Forcible	7	2	0	0	0	0	0	0	7	2
Sex Offenses, Nonforcible	0	0	0	0	0	0	0	0	0	0
Stolen Property Offenses (Receiving, etc.)	2	1	1	1	1	1	0	0	4	3
Weapon Law Violations	2	2	2	0	2	2	0	0	6	4
<b>Total</b>	<b>137</b>	<b>104</b>	<b>43</b>	<b>12</b>	<b>118</b>	<b>74</b>	<b>17</b>	<b>2</b>	<b>315</b>	<b>192</b>



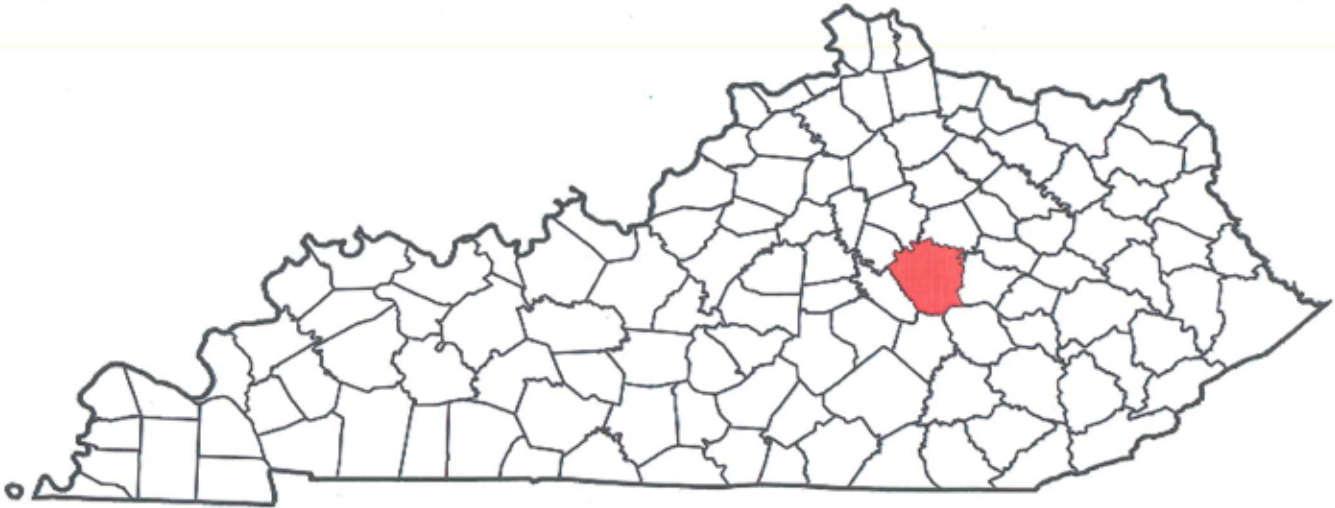
## Madison County

A CRIME IS COMMITTED IN MADISON COUNTY  
EVERY 1 HOUR AND 14 MINUTES

### FULL TIME SWORN LAW ENFORCEMENT EMPLOYEES

Agency	Male	Female	Total
STATE POLICE	27	1	28
MADISON COUNTY SHERIFF'S OFFICE	21	2	23
CENTRAL KY DRUG TASK FORCE	0	0	0
BEREA POLICE DEPARTMENT	31	1	32
RICHMOND POLICE DEPARTMENT	50	3	53
EASTERN KY UNIVERSITY POLICE	20	3	23
ALL OTHER AGENCIES	0	0	0

\*\*Kentucky State Police Troopers may be assigned to multiple counties per post.



County Seat: Richmond  
Population: 84,786  
Registered Sex Offenders: 77

**MADISON  
COUNTY**

Group A Offenses By Category	State Police			Sheriff			Berea			Richmond			EKU Police		
	Offenses			Offenses			Offenses			Offenses			Offenses		
	Reported	Cleared		Reported	Cleared		Reported	Cleared		Reported	Cleared		Reported	Cleared	
Arson	1	0		1	0		1	0		6	2		1	0	
Assault Offenses	84	77		100	58		124	96		429	319		47	15	
Bribery	0	0		0	0		0	0		1	1		0	0	
Burglary/Breaking and Entering	117	20		199	20		148	17		386	78		52	9	
Counterfeiting/Forgery	21	5		36	7		48	20		163	87		3	0	
Destruction/Damage/Vandalism Of Property	33	10		78	15		62	14		458	89		86	3	
Drug/Narcotic Offenses	78	52		129	76		271	246		555	498		49	48	
Embezzlement	0	0		0	0		0	0		0	0		0	0	
Extortion/Blackmail	0	0		0	0		0	0		0	0		0	0	
Fraud Offenses	27	15		18	2		61	23		140	69		5	1	
Gambling Offenses	0	0		0	0		2	2		0	0		0	0	
Homicide Offenses	0	0		0	0		0	0		6	6		0	0	
Kidnapping/Abduction	4	4		1	1		3	1		8	8		0	0	
Larceny/Theft Offenses	116	30		298	31		295	52		1476	592		195	17	
Motor Vehicle Theft	15	5		20	2		28	4		57	25		5	0	
Pornography/Obscene Material	5	2		0	0		4	1		7	4		0	0	
Prostitution Offenses	0	0		0	0		0	0		2	0		0	0	
Robbery	1	1		2	0		4	1		53	30		1	0	
Sex Offenses, Forcible	101	13		22	14		20	6		33	27		4	2	
Sex Offenses, Nonforcible	0	0		0	0		1	0		0	0		0	0	
Stolen Property Offenses (Receiving, etc.)	22	12		24	9		24	18		84	76		5	3	
Weapon Law Violations	5	5		2	2		15	15		33	30		0	0	
<b>Total</b>	<b>630</b>	<b>251</b>		<b>930</b>	<b>237</b>		<b>1111</b>	<b>516</b>		<b>3897</b>	<b>1941</b>		<b>453</b>	<b>98</b>	

**MADISON  
COUNTY**

Group A Offenses By Category	Central KY		All Other Agencies		-		-		Total	
	Offenses		Offenses		Offenses		Offenses		Offenses	
	Reported	Cleared	Reported	Cleared	Reported	Cleared	Reported	Cleared	Reported	Cleared
Arson	0	0	0	0					10	2
Assault Offenses	0	0	1	1					785	566
Bribery	0	0	0	0					1	1
Burglary/Breaking and Entering	0	0	0	0					902	144
Counterfeiting/Forgery	0	0	0	0					271	119
Destruction/Damage/Vandalism Of Property	0	0	0	0					717	131
Drug/Narcotic Offenses	0	0	2	2					1084	922
Embezzlement	0	0	0	0					0	0
Extortion/Blackmail	0	0	0	0					0	0
Fraud Offenses	0	0	1	0					252	110
Gambling Offenses	0	0	0	0					2	2
Homicide Offenses	0	0	0	0					6	6
Kidnapping/Abduction	0	0	0	0					16	14
Larceny/Theft Offenses	0	0	0	0					2380	722
Motor Vehicle Theft	0	0	0	0					125	36
Pornography/Obscene Material	0	0	0	0					16	7
Prostitution Offenses	0	0	0	0					2	0
Robbery	0	0	0	0					61	32
Sex Offenses, Forcible	0	0	0	0					180	62
Sex Offenses, Nonforcible	0	0	0	0					1	0
Stolen Property Offenses (Receiving, etc.)	0	0	0	0					159	118
Weapon Law Violations	0	0	1	1					56	53
<b>Total</b>	<b>0</b>	<b>0</b>	<b>5</b>	<b>4</b>	<b>0</b>	<b>0</b>	<b>0</b>	<b>0</b>	<b>7026</b>	<b>3047</b>

## Magoffin County

A CRIME IS COMMITTED IN MAGOFFIN COUNTY  
EVERY 40 HOURS AND 56 MINUTES

### FULL TIME SWORN LAW ENFORCEMENT EMPLOYEES

Agency	Male	Female	Total
STATE POLICE	6	4	10
MAGOFFIN COUNTY SHERIFF'S OFFICE	3	0	3
SALYERSVILLE POLICE DEPARTMENT	3	0	3
ALL OTHER AGENCIES	0	0	0

\*\*Kentucky State Police Troopers may be assigned to multiple counties per post.



County Seat: Salyersville  
Population: 13,041  
Registered Sex Offenders: 25

**MAGOFFIN  
COUNTY**

Group A Offenses By Category	State Police		Sheriff		Salyersville		All Other Agencies		Total	
	Offenses		Offenses		Offenses		Offenses		Offenses	
	Reported	Cleared	Reported	Cleared	Reported	Cleared	Reported	Cleared	Reported	Cleared
Arson	0	0	0	0	0	0	0	0	0	0
Assault Offenses	36	31	10	4	0	0	0	0	46	35
Bribery	0	0	0	0	0	0	0	0	0	0
Burglary/Breaking and Entering	16	1	8	0	4	3	0	0	28	4
Counterfeiting/Forgery	2	0	1	0	1	0	0	0	4	0
Destruction/Damage/Vandalism Of Property	5	0	1	0	0	0	0	0	6	0
Drug/Narcotic Offenses	24	5	2	0	1	1	42	42	69	48
Embezzlement	0	0	0	0	0	0	0	0	0	0
Extortion/Blackmail	0	0	0	0	0	0	0	0	0	0
Fraud Offenses	4	0	0	0	0	0	1	1	5	1
Gambling Offenses	0	0	0	0	0	0	0	0	0	0
Homicide Offenses	1	0	1	1	0	0	0	0	2	1
Kidnapping/Abduction	1	1	0	0	0	0	0	0	1	1
Larceny/Theft Offenses	14	2	14	3	2	0	1	1	31	6
Motor Vehicle Theft	3	1	1	0	0	0	0	0	4	1
Pornography/Obscene Material	1	1	0	0	0	0	0	0	1	1
Prostitution Offenses	0	0	0	0	0	0	0	0	0	0
Robbery	0	0	0	0	0	0	0	0	0	0
Sex Offenses, Forcible	12	5	1	0	0	0	0	0	13	5
Sex Offenses, Nonforcible	1	0	0	0	0	0	0	0	1	0
Stolen Property Offenses (Receiving, etc.)	0	0	3	3	0	0	0	0	3	3
Weapon Law Violations	0	0	0	0	0	0	0	0	0	0
<b>Total</b>	<b>120</b>	<b>47</b>	<b>42</b>	<b>11</b>	<b>8</b>	<b>4</b>	<b>44</b>	<b>44</b>	<b>214</b>	<b>106</b>

## Marion County

A CRIME IS COMMITTED IN MARION COUNTY  
EVERY 10 HOURS AND 34 MINUTES

### FULL TIME SWORN LAW ENFORCEMENT EMPLOYEES

Agency	Male	Female	Total
STATE POLICE	4	0	4
MARION COUNTY SHERIFF'S OFFICE	7	0	7
LEBANON POLICE DEPARTMENT	15	0	15
ALL OTHER AGENCIES	0	0	0

\*\*Kentucky State Police Troopers may be assigned to multiple counties per post.



County Seat: Lebanon  
Population: 20,090  
Registered Sex Offenders: 27

**MARION  
COUNTY**

Group A Offenses By Category	State Police		Sheriff		Lebanon		All Other Agencies		Total	
	Offenses		Offenses		Offenses		Offenses		Offenses	
	Reported	Cleared	Reported	Cleared	Reported	Cleared	Reported	Cleared	Reported	Cleared
Arson	2	0	0	0	0	0	0	0	2	0
Assault Offenses	22	19	27	22	43	28	0	0	92	69
Bribery	0	0	0	0	0	0	0	0	0	0
Burglary/Breaking and Entering	10	1	33	1	55	5	0	0	98	7
Counterfeiting/Forgery	3	1	17	0	37	3	0	0	57	4
Destruction/Damage/Vandalism Of Property	5	0	24	3	64	14	0	0	93	17
Drug/Narcotic Offenses	104	42	12	0	80	57	0	0	196	99
Embezzlement	0	0	0	0	0	0	0	0	0	0
Extortion/Blackmail	0	0	0	0	0	0	0	0	0	0
Fraud Offenses	1	0	7	2	22	2	0	0	30	4
Gambling Offenses	0	0	0	0	0	0	0	0	0	0
Homicide Offenses	2	2	0	0	0	0	0	0	2	2
Kidnapping/Abduction	0	0	0	0	1	1	0	0	1	1
Larceny/Theft Offenses	7	2	29	0	119	12	0	0	155	14
Motor Vehicle Theft	3	2	11	3	8	1	0	0	22	6
Pornography/Obscene Material	2	0	0	0	0	0	0	0	2	0
Prostitution Offenses	0	0	0	0	0	0	0	0	0	0
Robbery	0	0	0	0	0	0	0	0	0	0
Sex Offenses, Forcible	17	12	4	1	5	1	0	0	26	14
Sex Offenses, Nonforcible	5	0	0	0	2	0	0	0	7	0
Stolen Property Offenses (Receiving, etc.)	2	0	13	4	5	2	0	0	20	6
Weapon Law Violations	2	2	19	2	4	2	0	0	25	6
<b>Total</b>	<b>187</b>	<b>83</b>	<b>196</b>	<b>38</b>	<b>445</b>	<b>128</b>	<b>0</b>	<b>0</b>	<b>828</b>	<b>249</b>

## Marshall County

A CRIME IS COMMITTED IN MARSHALL COUNT  
EVERY 5 HOURS AND 33 MINUTES

### FULL TIME SWORN LAW ENFORCEMENT EMPLOYEES

Agency	Male	Female	Total
STATE POLICE	4	0	4
MARSHALL COUNTY SHERIFF'S OFFICE	20	2	22
BENTON POLICE DEPARTMENT	8	0	8
CALVERT CITY POLICE DEPARTMENT	6	0	6
ALL OTHER AGENCIES	0	0	0

\*\*Kentucky State Police Troopers may be assigned to multiple counties per post.



County Seat: Benton  
Population: 31,344  
Registered Sex Offenders: 42



**MARSHALL  
COUNTY**

Group A Offenses By Category	State Police		Sheriff		Benton		Calvert City		All Other Agencies		Total	
	Offenses		Offenses		Offenses		Offenses		Offenses		Offenses	
	Reported	Cleared	Reported	Cleared	Reported	Cleared	Reported	Cleared	Reported	Cleared	Reported	Cleared
Arson	0	0	2	1	0	0	0	0	0	0	2	1
Assault Offenses	27	24	177	86	31	23	24	19	0	0	259	152
Bribery	0	0	0	0	0	0	0	0	0	0	0	0
Burglary/Breaking and Entering	10	3	132	14	23	3	7	4	0	0	172	24
Counterfeiting/Forgery	1	1	43	31	2	1	8	8	0	0	54	41
Destruction/Damage/Vandalism Of Property	1	0	69	16	12	0	6	3	0	0	88	19
Drug/Narcotic Offenses	122	94	158	138	36	34	69	63	58	47	443	376
Embezzlement	0	0	0	0	0	0	0	0	0	0	0	0
Extortion/Blackmail	0	0	0	0	0	0	1	0	0	0	1	0
Fraud Offenses	3	1	34	8	2	1	14	14	2	0	55	24
Gambling Offenses	0	0	0	0	0	0	0	0	0	0	0	0
Homicide Offenses	0	0	1	0	0	0	0	0	0	0	1	0
Kidnapping/Abduction	2	1	5	4	0	0	0	0	0	0	7	5
Larceny/Theft Offenses	30	19	196	21	98	34	23	16	0	0	347	90
Motor Vehicle Theft	1	0	26	5	4	1	2	0	0	0	33	6
Pornography/Obscene Material	0	0	1	1	0	0	0	0	0	0	1	1
Prostitution Offenses	0	0	0	0	0	0	0	0	0	0	0	0
Robbery	0	0	3	1	1	1	0	0	0	0	4	2
Sex Offenses, Forcible	26	16	28	23	1	1	3	1	0	0	58	41
Sex Offenses, Nonforcible	0	0	0	0	1	0	0	0	0	0	1	0
Stolen Property Offenses (Receiving, etc.)	7	5	11	9	4	2	6	4	0	0	28	20
Weapon Law Violations	4	4	8	5	2	2	4	3	4	2	22	16
<b>Total</b>	<b>234</b>	<b>168</b>	<b>894</b>	<b>363</b>	<b>217</b>	<b>103</b>	<b>167</b>	<b>135</b>	<b>64</b>	<b>49</b>	<b>1576</b>	<b>818</b>

## Martin County

A CRIME IS COMMITTED IN MARTIN COUNTY  
EVERY 43 HOURS AND 21 MINUTES

### FULL TIME SWORN LAW ENFORCEMENT EMPLOYEES

Agency	Male	Female	Total
STATE POLICE	6	0	6
MARTIN COUNTY SHERIFF'S OFFICE	20	0	20
INEZ POLICE DEPARTMENT	1	0	1
ALL OTHER AGENCIES	0	0	0

\*\*Kentucky State Police Troopers may be assigned to multiple counties per post.



County Seat: Inez  
Population: 12,743  
Registered Sex Offenders: 9

**MARTIN  
COUNTY**

Group A Offenses By Category	State Police		Sheriff		Inez		All Other Agencies		Total	
	Offenses		Offenses		Offenses		Offenses		Offenses	
	Reported	Cleared	Reported	Cleared	Reported	Cleared	Reported	Cleared	Reported	Cleared
Arson	0	0	0	0	0	0	0	0	0	0
Assault Offenses	10	7	19	7	0	0	0	0	29	14
Bribery	1	1	0	0	0	0	0	0	1	1
Burglary/Breaking and Entering	9	0	27	4	0	0	0	0	36	4
Counterfeiting/Forgery	3	0	2	0	0	0	0	0	5	0
Destruction/Damage/Vandalism Of Property	0	0	5	1	0	0	0	0	5	1
Drug/Narcotic Offenses	16	11	18	16	0	0	0	0	34	27
Embezzlement	0	0	0	0	0	0	0	0	0	0
Extortion/Blackmail	0	0	0	0	0	0	0	0	0	0
Fraud Offenses	1	0	1	0	0	0	0	0	2	0
Gambling Offenses	0	0	0	0	0	0	0	0	0	0
Homicide Offenses	1	1	0	0	0	0	0	0	1	1
Kidnapping/Abduction	0	0	1	0	0	0	0	0	1	0
Larceny/Theft Offenses	9	1	48	2	2	2	0	0	59	5
Motor Vehicle Theft	1	0	18	0	0	0	0	0	19	0
Pornography/Obscene Material	0	0	0	0	0	0	0	0	0	0
Prostitution Offenses	0	0	0	0	0	0	0	0	0	0
Robbery	1	0	1	0	0	0	0	0	2	0
Sex Offenses, Forcible	5	3	0	0	0	0	0	0	5	3
Sex Offenses, Nonforcible	0	0	0	0	0	0	0	0	0	0
Stolen Property Offenses (Receiving, etc.)	1	0	2	1	0	0	0	0	3	1
Weapon Law Violations	0	0	0	0	0	0	0	0	0	0
<b>Total</b>	<b>58</b>	<b>24</b>	<b>142</b>	<b>31</b>	<b>2</b>	<b>2</b>	<b>0</b>	<b>0</b>	<b>202</b>	<b>57</b>

## Mason County

A CRIME IS COMMITTED IN MASON COUNTY  
EVERY 6 HOURS AND 21 MINUTES

### FULL TIME SWORN LAW ENFORCEMENT EMPLOYEES

Agency	Male	Female	Total
STATE POLICE	8	1	9
MASON COUNTY SHERIFF'S OFFICE	11	0	11
MAYSVILLE POLICE DEPARTMENT	22	2	24
ALL OTHER AGENCIES	0	0	0

\*\*Kentucky State Police Troopers may be assigned to multiple counties per post.



County Seat: Maysville  
Population: 17,512  
Registered Sex Offenders: 29

**MASON  
COUNTY**

Group A Offenses By Category	State Police		Sheriff		Maysville		Buffalo		All Other Agencies		Total	
	Offenses		Offenses		Offenses		Offenses		Offenses		Offenses	
	Reported	Cleared	Reported	Cleared	Reported	Cleared	Reported	Cleared	Reported	Cleared	Reported	Cleared
Arson	0	0	0	0	4	0	0	0	0	0	4	0
Assault Offenses	12	11	41	13	166	36	0	0	1	1	220	61
Bribery	0	0	0	0	2	0	0	0	0	0	2	0
Burglary/Breaking and Entering	1	0	61	1	78	9	0	0	0	0	140	10
Counterfeiting/Forgery	0	0	13	2	21	0	0	0	0	0	34	2
Destruction/Damage/Vandalism Of Property	2	2	38	1	135	23	0	0	0	0	175	26
Drug/Narcotic Offenses	8	4	44	14	140	91	44	5	0	0	236	114
Embezzlement	0	0	0	0	0	0	0	0	0	0	0	0
Extortion/Blackmail	0	0	0	0	0	0	0	0	0	0	0	0
Fraud Offenses	1	0	15	1	21	0	0	0	0	0	37	1
Gambling Offenses	0	0	0	0	0	0	0	0	0	0	0	0
Homicide Offenses	0	0	0	0	0	0	0	0	0	0	0	0
Kidnapping/Abduction	0	0	1	1	4	1	0	0	0	0	5	2
Larceny/Theft Offenses	3	1	58	7	370	87	0	0	0	0	431	95
Motor Vehicle Theft	0	0	2	1	14	0	0	0	0	0	16	1
Pornography/Obscene Material	3	3	0	0	0	0	0	0	0	0	3	3
Prostitution Offenses	0	0	0	0	0	0	0	0	0	0	0	0
Robbery	0	0	0	0	5	2	0	0	0	0	5	2
Sex Offenses, Forcible	7	4	5	0	15	2	0	0	0	0	27	6
Sex Offenses, Nonforcible	2	2	0	0	1	0	0	0	0	0	3	2
Stolen Property Offenses (Receiving, etc.)	0	0	6	3	24	18	0	0	0	0	30	21
Weapon Law Violations	0	0	3	0	4	3	4	0	0	0	11	3
<b>Total</b>	<b>39</b>	<b>27</b>	<b>287</b>	<b>44</b>	<b>1004</b>	<b>272</b>	<b>48</b>	<b>5</b>	<b>1</b>	<b>1</b>	<b>1379</b>	<b>349</b>

## McCracken County

A CRIME IS COMMITTED IN MCCRACKEN COUNTY  
EVERY 1 HOUR AND 32 MINUTES

### FULL TIME SWORN LAW ENFORCEMENT EMPLOYEES

Agency	Male	Female	Total
STATE POLICE	2	0	2
MCCRACKEN COUNTY SHERIFF'S OFFICE	33	4	37
PADUCAH POLICE DEPARTMENT	71	6	77
MCCRACKEN CO. SCHOOLS	5	0	5
ALL OTHER AGENCIES	0	0	0

\*\*Kentucky State Police Troopers may be assigned to multiple counties per post.



County Seat: Paducah  
Population: 65,549  
Registered Sex Offenders: 110

**MCCRACKEN  
COUNTY**

Group A Offenses By Category	State Police		Sheriff		Paducah		McCracken Co. School		All Other Agencies		Total	
	Offenses		Offenses		Offenses		Offenses		Offenses		Offenses	
	Reported	Cleared	Reported	Cleared	Reported	Cleared	Reported	Cleared	Reported	Cleared	Reported	Cleared
Arson	0	0	0	0	7	4	0	0	0	0	7	4
Assault Offenses	15	12	405	211	667	173	12	4	0	0	1099	400
Bribery	0	0	0	0	2	1	0	0	0	0	2	1
Burglary/Breaking and Entering	0	0	171	18	138	20	0	0	0	0	309	38
Counterfeiting/Forgery	4	2	67	32	98	53	0	0	0	0	169	87
Destruction/Damage/Vandalism Of Property	4	3	153	38	364	41	0	0	0	0	521	82
Drug/Narcotic Offenses	75	65	460	358	755	677	5	2	19	19	1314	1121
Embezzlement	0	0	0	0	0	0	0	0	0	0	0	0
Extortion/Blackmail	0	0	0	0	0	0	0	0	0	0	0	0
Fraud Offenses	8	4	122	5	145	72	0	0	1	0	276	81
Gambling Offenses	0	0	0	0	2	2	0	0	0	0	2	2
Homicide Offenses	0	0	0	0	2	2	0	0	0	0	2	2
Kidnapping/Abduction	1	0	3	2	3	2	0	0	0	0	7	4
Larceny/Theft Offenses	11	6	349	58	1221	453	14	1	0	0	1595	518
Motor Vehicle Theft	3	2	22	7	48	11	0	0	0	0	73	20
Pornography/Obscene Material	55	54	4	0	3	3	0	0	0	0	62	57
Prostitution Offenses	0	0	3	3	0	0	0	0	0	0	3	3
Robbery	0	0	8	1	40	27	0	0	0	0	48	28
Sex Offenses, Forcible	27	12	46	11	39	24	0	0	0	0	112	47
Sex Offenses, Nonforcible	0	0	1	1	1	1	0	0	0	0	2	2
Stolen Property Offenses (Receiving, etc.)	2	2	16	6	35	22	4	1	0	0	57	31
Weapon Law Violations	2	2	17	13	30	26	0	0	1	1	50	42
<b>Total</b>	<b>207</b>	<b>164</b>	<b>1847</b>	<b>764</b>	<b>3600</b>	<b>1614</b>	<b>35</b>	<b>8</b>	<b>21</b>	<b>20</b>	<b>5710</b>	<b>2570</b>

## McCreary County

A CRIME IS COMMITTED IN MCCREARY COUNTY  
EVERY 24 HOURS AND 15 MINUTES

### FULL TIME SWORN LAW ENFORCEMENT EMPLOYEES

Agency	Male	Female	Total
STATE POLICE	8	0	8
MCCREARY COUNTY SHERIFF'S OFFICE	7	0	7
ALL OTHER AGENCIES	0	0	0

\*\*Kentucky State Police Troopers may be assigned to multiple counties per post.



County Seat: Whitley City  
Population: 18,069  
Registered Sex Offenders: 29



**MCCREARY  
COUNTY**

Group A Offenses By Category	State Police		Sheriff		All Other Agencies		-		Total	
	Offenses		Offenses		Offenses		Offenses		Offenses	
	Reported	Cleared	Reported	Cleared	Reported	Cleared	Reported	Cleared	Reported	Cleared
Arson	3	0	2	0	0	0			5	0
Assault Offenses	24	21	2	1	0	0			26	22
Bribery	0	0	1	1	0	0			1	1
Burglary/Breaking and Entering	24	3	57	2	0	0			81	5
Counterfeiting/Forgery	20	18	7	1	0	0			27	19
Destruction/Damage/Vandalism Of Property	7	1	12	2	1	0			20	3
Drug/Narcotic Offenses	53	31	2	0	7	0			62	31
Embezzlement	0	0	0	0	0	0			0	0
Extortion/Blackmail	0	0	0	0	0	0			0	0
Fraud Offenses	2	2	18	0	0	0			20	2
Gambling Offenses	0	0	0	0	0	0			0	0
Homicide Offenses	0	0	0	0	0	0			0	0
Kidnapping/Abduction	1	1	0	0	0	0			1	1
Larceny/Theft Offenses	26	11	35	0	0	0			61	11
Motor Vehicle Theft	2	1	6	0	0	0			8	1
Pornography/Obscene Material	3	3	0	0	1	1			4	4
Prostitution Offenses	0	0	0	0	0	0			0	0
Robbery	3	1	7	0	0	0			10	1
Sex Offenses, Forcible	16	7	1	0	0	0			17	7
Sex Offenses, Nonforcible	2	2	2	2	0	0			4	4
Stolen Property Offenses (Receiving, etc.)	4	3	3	1	0	0			7	4
Weapon Law Violations	5	5	2	0	0	0			7	5
<b>Total</b>	<b>195</b>	<b>110</b>	<b>157</b>	<b>10</b>	<b>9</b>	<b>1</b>	<b>0</b>	<b>0</b>	<b>361</b>	<b>121</b>

## McLean County

A CRIME IS COMMITTED IN MCLEAN COUNTY  
EVERY 2 DAYS AND 13 HOURS

### FULL TIME SWORN LAW ENFORCEMENT EMPLOYEES

Agency	Male	Female	Total
STATE POLICE	2	0	2
MCLEAN COUNTY SCHOOLS POLICE	1	0	1
MCLEAN COUNTY SHERIFF'S OFFICE	8	0	8
ALL OTHER AGENCIES	0	0	0

\*\*Kentucky State Police Troopers may be assigned to multiple counties per post.



County Seat: Calhoun  
Population: 9,506  
Registered Sex Offenders: 14

**MCLEAN  
COUNTY**

Group A Offenses By Category	State Police		Sheriff		All Other Agencies		-		Total	
	Offenses		Offenses		Offenses		Offenses		Offenses	
	Reported	Cleared	Reported	Cleared	Reported	Cleared	Reported	Cleared	Reported	Cleared
Arson	0	0	0	0	0	0	0	0	0	0
Assault Offenses	13	10	15	7	0	0	0	0	28	17
Bribery	0	0	0	0	0	0	0	0	0	0
Burglary/Breaking and Entering	6	3	16	3	0	0	0	0	22	6
Counterfeiting/Forgery	0	0	10	10	0	0	0	0	10	10
Destruction/Damage/Vandalism Of Property	6	2	1	0	0	0	0	0	7	2
Drug/Narcotic Offenses	5	2	14	11	4	4	0	0	23	17
Embezzlement	0	0	0	0	0	0	0	0	0	0
Extortion/Blackmail	0	0	0	0	0	0	0	0	0	0
Fraud Offenses	2	0	1	0	0	0	0	0	3	0
Gambling Offenses	0	0	0	0	0	0	0	0	0	0
Homicide Offenses	0	0	0	0	0	0	0	0	0	0
Kidnapping/Abduction	3	3	1	0	0	0	0	0	4	3
Larceny/Theft Offenses	15	3	16	5	0	0	0	0	31	8
Motor Vehicle Theft	1	0	1	0	0	0	0	0	2	0
Pornography/Obscene Material	0	0	0	0	0	0	0	0	0	0
Prostitution Offenses	0	0	0	0	0	0	0	0	0	0
Robbery	0	0	0	0	0	0	0	0	0	0
Sex Offenses, Forcible	10	6	0	0	0	0	0	0	10	6
Sex Offenses, Nonforcible	0	0	0	0	0	0	0	0	0	0
Stolen Property Offenses (Receiving, etc.)	0	0	0	0	0	0	0	0	0	0
Weapon Law Violations	0	0	2	2	0	0	0	0	2	2
<b>Total</b>	<b>61</b>	<b>29</b>	<b>77</b>	<b>38</b>	<b>4</b>	<b>0</b>	<b>0</b>	<b>0</b>	<b>142</b>	<b>71</b>

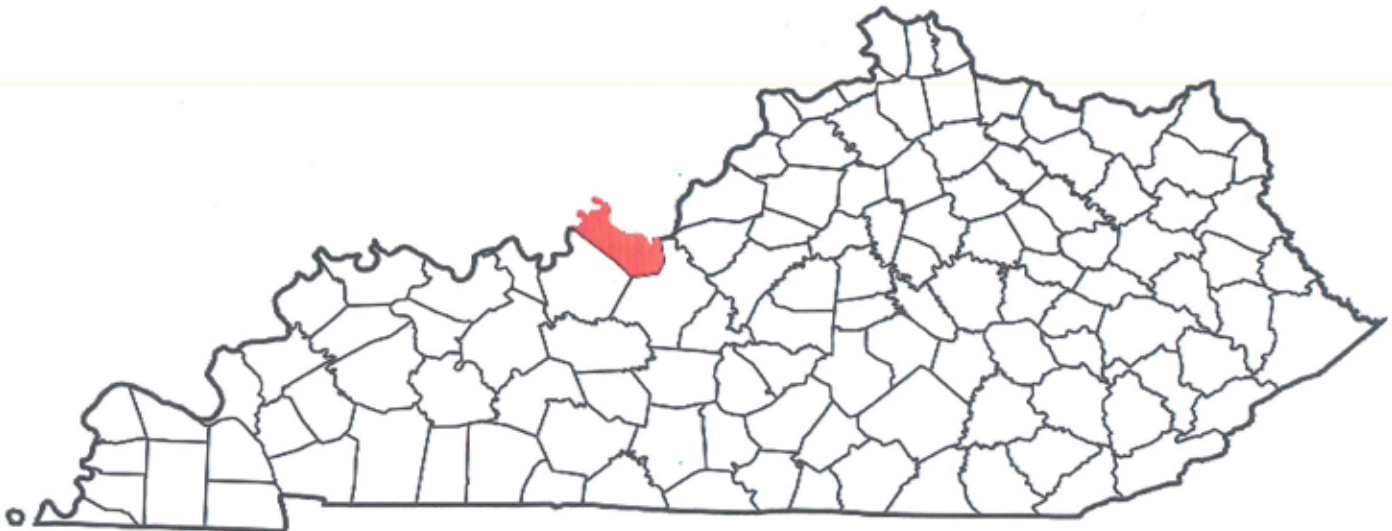
## Meade County

A CRIME IS COMMITTED IN MEADE COUNTY  
EVERY 13 HOURS AND 58 MINUTES

### FULL TIME SWORN LAW ENFORCEMENT EMPLOYEES

Agency	Male	Female	Total
STATE POLICE	3	0	3
MEADE COUNTY SHERIFF'S OFFICE	15	0	15
BRANDENBURG POLICE DEPARTMENT	5	0	5
MULDRAUGH POLICE DEPARTMENT	4	0	4
ALL OTHER AGENCIES	0	0	0

\*\*Kentucky State Police Troopers may be assigned to multiple counties per post.



County Seat: Brandenburg  
Population: 29,237  
Registered Sex Offenders: 46

**MEADE  
COUNTY**

Group A Offenses By Category	State Police		Sheriff		Brandenburg		Muldraugh		All Other Agencies		Total	
	Offenses		Offenses		Offenses		Offenses		Offenses		Offenses	
	Reported	Cleared	Reported	Cleared	Reported	Cleared	Reported	Cleared	Reported	Cleared	Reported	Cleared
Arson	2	1	0	0	0	0	0	0	0	0	2	1
Assault Offenses	21	20	15	7	10	9	16	15	0	0	62	51
Bribery	0	0	0	0	0	0	0	0	0	0	0	0
Burglary/Breaking and Entering	7	0	78	3	2	1	11	5	0	0	98	9
Counterfeiting/Forgery	4	2	12	0	1	0	0	0	0	0	17	2
Destruction/Damage/Vandalism Of Property	4	0	21	3	5	3	17	5	0	0	47	11
Drug/Narcotic Offenses	23	14	128	115	13	13	34	30	0	0	198	172
Embezzlement	0	0	0	0	0	0	0	0	0	0	0	0
Extortion/Blackmail	0	0	0	0	0	0	0	0	0	0	0	0
Fraud Offenses	7	4	2	0	2	1	2	0	0	0	13	5
Gambling Offenses	0	0	0	0	0	0	0	0	0	0	0	0
Homicide Offenses	2	1	3	2	0	0	0	0	0	0	5	3
Kidnapping/Abduction	0	0	0	0	0	0	0	0	0	0	0	0
Larceny/Theft Offenses	5	1	78	4	31	21	7	1	0	0	121	27
Motor Vehicle Theft	1	0	12	2	2	0	1	0	0	0	16	2
Pornography/Obscene Material	3	2	1	1	1	1	0	0	0	0	5	4
Prostitution Offenses	0	0	0	0	0	0	0	0	0	0	0	0
Robbery	1	0	1	0	1	1	1	0	0	0	4	1
Sex Offenses, Forcible	19	13	0	0	0	0	0	0	0	0	19	13
Sex Offenses, Nonforcible	2	2	0	0	0	0	0	0	0	0	2	2
Stolen Property Offenses (Receiving, etc.)	4	3	2	1	1	1	2	1	0	0	9	6
Weapon Law Violations	2	2	4	4	1	1	2	2	0	0	9	9
<b>Total</b>	<b>107</b>	<b>65</b>	<b>357</b>	<b>142</b>	<b>70</b>	<b>52</b>	<b>93</b>	<b>59</b>	<b>0</b>	<b>0</b>	<b>627</b>	<b>318</b>

## Menifee County

A CRIME IS COMMITTED IN MENIFEE COUNTY  
EVERY 2 DAYS AND 10 HOURS

### FULL TIME SWORN LAW ENFORCEMENT EMPLOYEES

Agency	Male	Female	Total
STATE POLICE	7	0	7
MENIFEE COUNTY SHERIFF'S OFFICE	5	0	5
ALL OTHER AGENCIES	0	0	0

\*\*Kentucky State Police Troopers may be assigned to multiple counties per post.



County Seat: Frenchburg  
Population: 6,220  
Registered Sex Offenders: 9

**MENIFEE  
COUNTY**

Group A Offenses By Category	State Police		Sheriff		All Other Agencies		-		Total	
	Offenses		Offenses		Offenses		Offenses		Offenses	
	Reported	Cleared	Reported	Cleared	Reported	Cleared	Reported	Cleared	Reported	Cleared
Arson	0	0	0	0	0	0	0	0	0	0
Assault Offenses	12	10	1	0	0	0	0	0	13	10
Bribery	0	0	0	0	0	0	0	0	0	0
Burglary/Breaking and Entering	7	1	7	1	0	0	0	0	14	2
Counterfeiting/Forgery	6	6	28	0	0	0	0	0	34	6
Destruction/Damage/Vandalism Of Property	5	3	11	2	0	0	0	0	16	5
Drug/Narcotic Offenses	10	1	10	10	1	1	1	1	21	12
Embezzlement	0	0	0	0	0	0	0	0	0	0
Extortion/Blackmail	0	0	0	0	0	0	0	0	0	0
Fraud Offenses	2	0	0	0	0	0	0	0	2	0
Gambling Offenses	0	0	0	0	0	0	0	0	0	0
Homicide Offenses	0	0	0	0	0	0	0	0	0	0
Kidnapping/Abduction	0	0	0	0	0	0	0	0	0	0
Larceny/Theft Offenses	9	6	26	5	0	0	0	0	35	11
Motor Vehicle Theft	1	1	4	1	0	0	0	0	5	2
Pornography/Obscene Material	1	1	0	0	0	0	0	0	1	1
Prostitution Offenses	0	0	0	0	0	0	0	0	0	0
Robbery	0	0	0	0	0	0	0	0	0	0
Sex Offenses, Forcible	4	2	0	0	0	0	0	0	4	2
Sex Offenses, Nonforcible	2	2	0	0	0	0	0	0	2	2
Stolen Property Offenses (Receiving, etc.)	1	0	0	0	0	0	0	0	1	0
Weapon Law Violations	0	0	1	1	0	0	0	0	1	1
<b>Total</b>	<b>60</b>	<b>33</b>	<b>88</b>	<b>20</b>	<b>1</b>	<b>1</b>	<b>1</b>	<b>0</b>	<b>149</b>	<b>54</b>

## Mercer County

A CRIME IS COMMITTED IN MERCER COUNTY  
EVERY 13 HOURS AND 2 MINUTES

### FULL TIME SWORN LAW ENFORCEMENT EMPLOYEES

Agency	Male	Female	Total
STATE POLICE	2	0	2
MERCER COUNTY SHERIFF'S OFFICE	9	2	11
HARRODSBURG POLICE DEPARTMENT	16	1	17
ALL OTHER AGENCIES	0	0	0

\*\*Kentucky State Police Troopers may be assigned to multiple counties per post.



County Seat: Harrodsburg  
Population: 21,261  
Registered Sex Offenders: 113



**MERCER  
COUNTY**

Group A Offenses By Category	State Police		Sheriff		Harrodsburg		All Other Agencies		Total	
	Offenses		Offenses		Offenses		Offenses		Offenses	
	Reported	Cleared	Reported	Cleared	Reported	Cleared	Reported	Cleared	Reported	Cleared
Arson	0	0	0	0	1	0	0	0	1	0
Assault Offenses	5	4	24	17	97	56	0	0	126	77
Bribery	0	0	0	0	0	0	0	0	0	0
Burglary/Breaking and Entering	3	1	36	8	74	13	0	0	113	22
Counterfeiting/Forgery	0	0	11	7	31	20	0	0	42	27
Destruction/Damage/Vandalism Of Property	0	0	7	3	32	11	0	0	39	14
Drug/Narcotic Offenses	5	0	41	34	70	54	4	4	120	92
Embezzlement	0	0	0	0	0	0	0	0	0	0
Extortion/Blackmail	0	0	0	0	0	0	0	0	0	0
Fraud Offenses	2	1	2	0	14	6	1	0	19	7
Gambling Offenses	0	0	0	0	1	0	0	0	1	0
Homicide Offenses	1	0	0	0	0	0	0	0	1	0
Kidnapping/Abduction	0	0	0	0	3	1	0	0	3	1
Larceny/Theft Offenses	3	0	25	5	104	33	0	0	132	38
Motor Vehicle Theft	0	0	8	2	13	2	0	0	21	4
Pornography/Obscene Material	0	0	1	0	1	1	1	1	3	2
Prostitution Offenses	1	0	0	0	0	0	0	0	1	0
Robbery	1	0	1	1	5	0	0	0	7	1
Sex Offenses, Forcible	4	3	5	4	7	6	0	0	16	13
Sex Offenses, Nonforcible	0	0	0	0	0	0	0	0	0	0
Stolen Property Offenses (Receiving, etc.)	0	0	2	0	12	8	0	0	14	8
Weapon Law Violations	0	0	3	3	10	10	0	0	13	13
<b>Total</b>	<b>25</b>	<b>9</b>	<b>166</b>	<b>84</b>	<b>475</b>	<b>221</b>	<b>6</b>	<b>5</b>	<b>672</b>	<b>319</b>

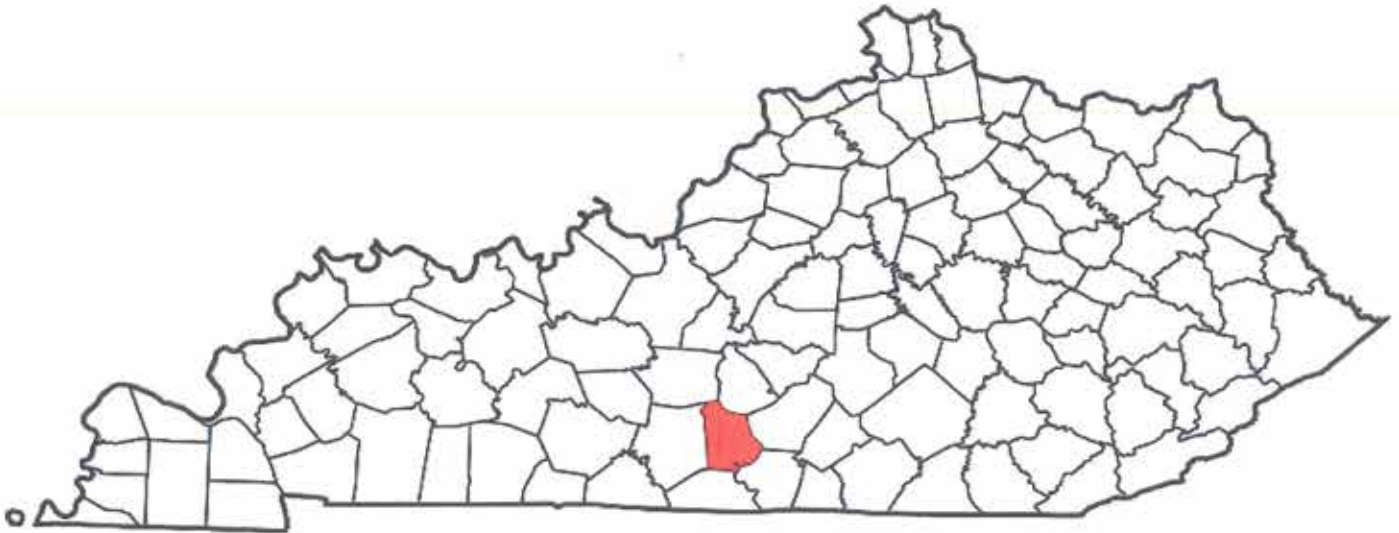
## Metcalfe County

A CRIME IS COMMITTED IN METCALFE COUNTY  
EVERY 14 HOURS AND 40 MINUTES

### FULL TIME SWORN LAW ENFORCEMENT EMPLOYEES

Agency	Male	Female	Total
STATE POLICE	6	0	6
METCALFE COUNTY SHERIFF'S OFFICE	4	0	4
EDMONTON POLICE DEPARTMENT	6	0	6
ALL OTHER AGENCIES	0	0	0

\*\*Kentucky State Police Troopers may be assigned to multiple counties per post.



County Seat: Edmonton  
Population: 9,969  
Registered Sex Offenders: 34

**METCALFE  
COUNTY**

Group A Offenses By Category	State Police		Sheriff		Edmonton		All Other Agencies		Total	
	Offenses		Offenses		Offenses		Offenses		Offenses	
	Reported	Cleared	Reported	Cleared	Reported	Cleared	Reported	Cleared	Reported	Cleared
Arson	0	0	0	0	0	0	0	0	0	0
Assault Offenses	11	9	11	6	1	1	0	0	23	16
Bribery	0	0	0	0	0	0	0	0	0	0
Burglary/Breaking and Entering	2	0	23	2	2	0	0	0	27	2
Counterfeiting/Forgery	0	0	6	1	0	0	0	0	6	1
Destruction/Damage/Vandalism Of Property	2	2	12	0	2	0	0	0	16	2
Drug/Narcotic Offenses	22	19	58	14	3	3	0	0	83	36
Embezzlement	0	0	0	0	0	0	0	0	0	0
Extortion/Blackmail	0	0	0	0	0	0	0	0	0	0
Fraud Offenses	2	1	2	0	1	0	0	0	5	1
Gambling Offenses	0	0	0	0	0	0	0	0	0	0
Homicide Offenses	0	0	0	0	0	0	0	0	0	0
Kidnapping/Abduction	0	0	1	1	0	0	0	0	1	1
Larceny/Theft Offenses	10	3	35	2	4	0	0	0	49	5
Motor Vehicle Theft	1	1	7	0	0	0	0	0	8	1
Pornography/Obscene Material	53	51	0	0	0	0	0	0	53	51
Prostitution Offenses	0	0	0	0	0	0	0	0	0	0
Robbery	0	0	0	0	0	0	0	0	0	0
Sex Offenses, Forcible	215	209	1	0	0	0	0	0	216	209
Sex Offenses, Nonforcible	101	100	0	0	0	0	0	0	101	100
Stolen Property Offenses (Receiving, etc.)	2	1	4	1	0	0	0	0	6	2
Weapon Law Violations	0	0	3	0	0	0	0	0	3	0
<b>Total</b>	<b>421</b>	<b>396</b>	<b>163</b>	<b>27</b>	<b>13</b>	<b>4</b>	<b>0</b>	<b>0</b>	<b>597</b>	<b>427</b>

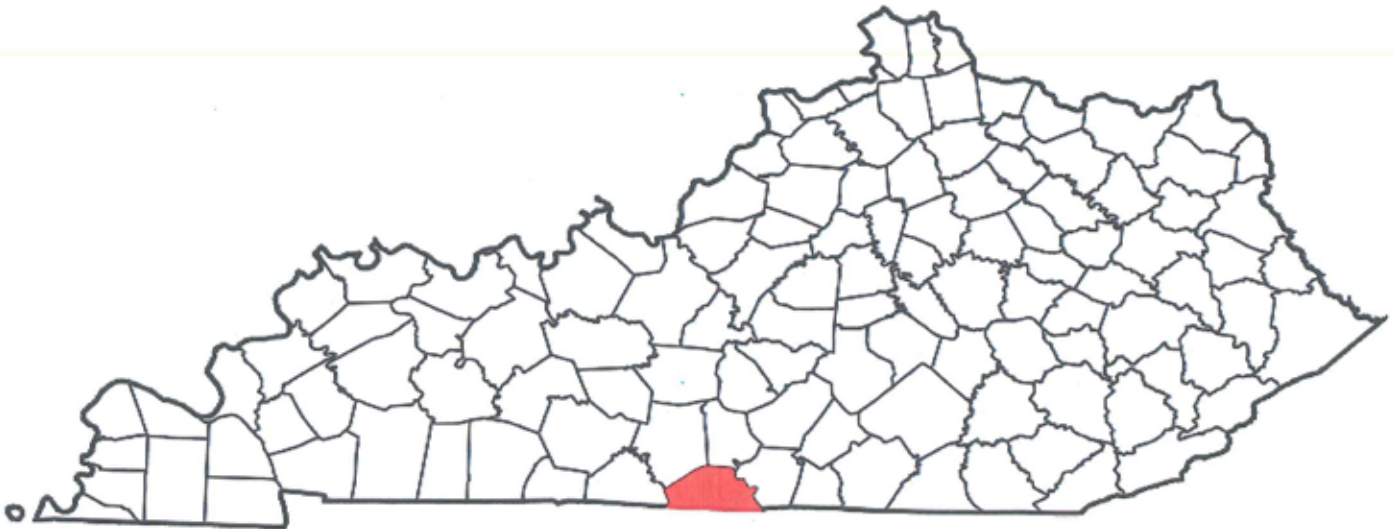
## Monroe County

A CRIME IS COMMITTED IN MONROE COUNTY  
EVERY 3 DAYS AND 5 HOURS

### FULL TIME SWORN LAW ENFORCEMENT EMPLOYEES

Agency	Male	Female	Total
STATE POLICE	3	0	3
MONROE COUNTY SHERIFF'S OFFICE	4	0	4
TOMPKINSVILLE POLICE DEPARTMENT	10	0	10
GAMALIEL POLICE DEPARTMENT	1	0	1
ALL OTHER AGENCIES	0	0	0

\*\*Kentucky State Police Troopers may be assigned to multiple counties per post.



County Seat: Tompkinsville  
Population: 10,821  
Registered Sex Offenders: 16

**MONROE  
COUNTY**

Group A Offenses By Category	State Police		Sheriff		Tompkinsville		Gamalliel		All Other Agencies		Total	
	Offenses		Offenses		Offenses		Offenses		Offenses		Offenses	
	Reported	Cleared	Reported	Cleared	Reported	Cleared	Reported	Cleared	Reported	Cleared	Reported	Cleared
Arson	1	1	0	0	0	0	0	0	0	0	1	1
Assault Offenses	7	5	4	4	0	0	0	0	0	0	11	9
Bribery	1	0	0	0	0	0	0	0	0	0	1	0
Burglary/Breaking and Entering	8	3	2	2	2	0	0	0	0	0	12	5
Counterfeiting/Forgery	3	2	0	0	0	0	0	0	0	0	3	2
Destruction/Damage/Vandalism Of Property	6	2	0	0	2	0	0	0	0	0	8	2
Drug/Narcotic Offenses	25	11	2	2	7	0	0	0	1	1	35	14
Embezzlement	0	0	0	0	0	0	0	0	0	0	0	0
Extortion/Blackmail	0	0	0	0	0	0	0	0	0	0	0	0
Fraud Offenses	4	1	0	0	1	1	0	0	0	0	5	2
Gambling Offenses	0	0	0	0	0	0	0	0	0	0	0	0
Homicide Offenses	2	2	0	0	0	0	0	0	0	0	2	2
Kidnapping/Abduction	0	0	0	0	0	0	0	0	0	0	0	0
Larceny/Theft Offenses	10	6	0	0	3	2	0	0	0	0	13	8
Motor Vehicle Theft	0	0	0	0	1	0	0	0	0	0	1	0
Pornography/Obscene Material	1	1	0	0	0	0	0	0	0	0	1	1
Prostitution Offenses	0	0	0	0	0	0	0	0	0	0	0	0
Robbery	1	1	0	0	0	0	0	0	0	0	1	1
Sex Offenses, Forcible	17	10	0	0	0	0	0	0	0	0	17	10
Sex Offenses, Nonforcible	0	0	0	0	0	0	0	0	0	0	0	0
Stolen Property Offenses (Receiving, etc.)	1	0	0	0	0	0	0	0	0	0	1	0
Weapon Law Violations	0	0	0	0	1	0	0	0	0	0	1	0
<b>Total</b>	<b>87</b>	<b>45</b>	<b>8</b>	<b>8</b>	<b>17</b>	<b>3</b>	<b>0</b>	<b>0</b>	<b>1</b>	<b>1</b>	<b>113</b>	<b>57</b>

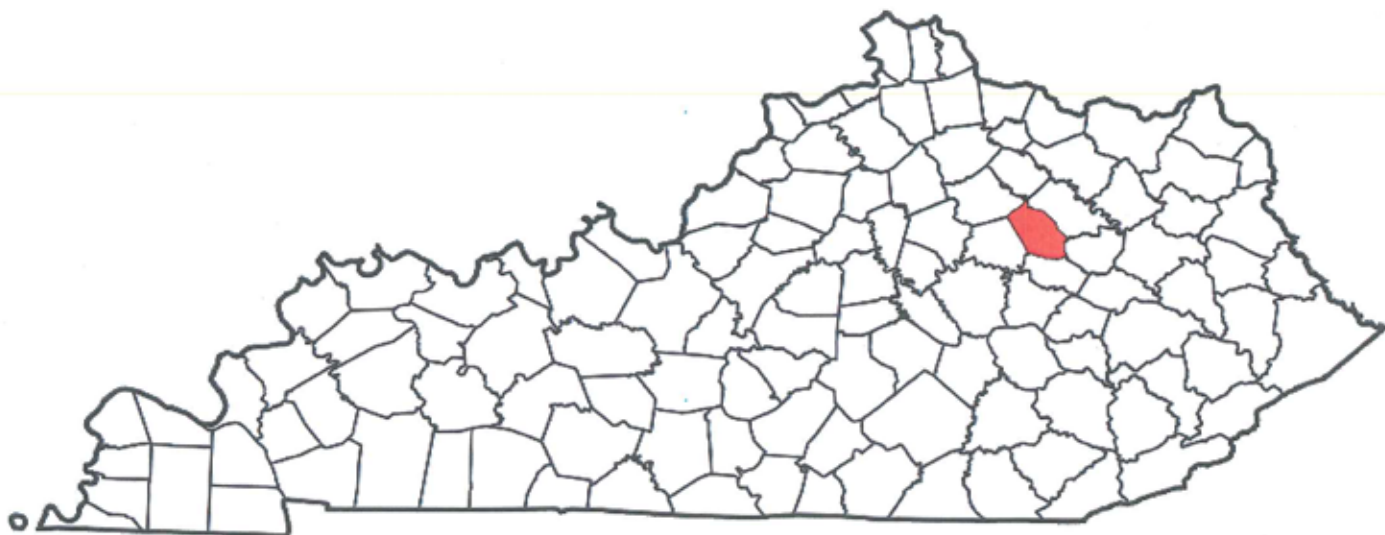
## Montgomery County

A CRIME IS COMMITTED IN MONTGOMERY COUNTY  
EVERY 4 HOURS AND 5 MINUTES

### FULL TIME SWORN LAW ENFORCEMENT EMPLOYEES

Agency	Male	Female	Total
STATE POLICE	8	0	8
MONTGOMERY COUNTY SHERIFF'S OFFICE	14	0	14
MONTGOMERY COUNTY SCHOOL	3	0	3
MOUNT STERLING POLICE DEPARTMENT	19	1	20
ALL OTHER AGENCIES	0	0	0

\*\*Kentucky State Police Troopers may be assigned to multiple counties per post.



County Seat: Mt. Sterling  
Population: 26,902  
Registered Sex Offenders: 44

**MONTGOMERY  
COUNTY**

Group A Offenses By Category	State Police		Sheriff		Montgomery Co. School		Mount Sterling PD		All Other Agencies		Total	
	Offenses		Offenses		Offenses		Offenses		Offenses		Offenses	
	Reported	Cleared	Reported	Cleared	Reported	Cleared	Reported	Cleared	Reported	Cleared	Reported	Cleared
Arson	0	0	0	0	0	0	2	0	0	0	2	0
Assault Offenses	10	8	96	14	24	20	107	40	0	0	237	82
Bribery	0	0	0	0	0	0	0	0	0	0	0	0
Burglary/Breaking and Entering	1	0	207	8	0	0	75	2	0	0	283	10
Counterfeiting/Forgery	4	4	107	8	0	0	106	4	0	0	217	16
Destruction/Damage/Vandalism Of Property	1	1	67	0	2	1	68	6	0	0	138	8
Drug/Narcotic Offenses	32	14	80	35	7	7	232	84	38	38	389	178
Embezzlement	0	0	0	0	0	0	0	0	0	0	0	0
Extortion/Blackmail	0	0	0	0	0	0	0	0	0	0	0	0
Fraud Offenses	0	0	25	2	0	0	31	6	0	0	56	8
Gambling Offenses	0	0	0	0	0	0	0	0	0	0	0	0
Homicide Offenses	0	0	3	3	0	0	0	0	0	0	3	3
Kidnapping/Abduction	0	0	0	0	0	0	1	1	0	0	1	1
Larceny/Theft Offenses	4	1	272	29	6	2	383	143	1	1	666	176
Motor Vehicle Theft	2	0	30	1	0	0	17	2	0	0	49	3
Pornography/Obscene Material	12	12	0	0	1	1	0	0	0	0	13	13
Prostitution Offenses	0	0	0	0	0	0	0	0	0	0	0	0
Robbery	0	0	7	1	0	0	12	4	0	0	19	5
Sex Offenses, Forcible	11	4	5	0	3	1	6	1	0	0	25	6
Sex Offenses, Nonforcible	3	2	0	0	0	0	1	0	0	0	4	2
Stolen Property Offenses (Receiving, etc.)	0	0	17	8	2	2	12	2	0	0	31	12
Weapon Law Violations	0	0	3	0	3	3	4	3	2	2	12	8
<b>Total</b>	<b>80</b>	<b>46</b>	<b>919</b>	<b>109</b>	<b>48</b>	<b>37</b>	<b>1057</b>	<b>298</b>	<b>41</b>	<b>41</b>	<b>2145</b>	<b>531</b>

## Morgan County

A CRIME IS COMMITTED IN MORGAN COUNTY  
EVERY 37 HOURS AND 55 MINUTES

### FULL TIME SWORN LAW ENFORCEMENT EMPLOYEES

Agency	Male	Female	Total
STATE POLICE	7	0	7
MORGAN COUNTY SHERIFF'S OFFICE	3	0	3
WEST LIBERTY POLICE DEPARTMENT	5	0	5
ALL OTHER AGENCIES	0	0	0

\*\*Kentucky State Police Troopers may be assigned to multiple counties per post.



County Seat: West Liberty  
Population: 13,668  
Registered Sex Offenders: 95



**MORGAN  
COUNTY**

Group A Offenses By Category	State Police		Sheriff		West Liberty		All Other Agencies		Total	
	Offenses		Offenses		Offenses		Offenses		Offenses	
	Reported	Cleared	Reported	Cleared	Reported	Cleared	Reported	Cleared	Reported	Cleared
Arson	0	0	0	0	0	0	0	0	0	0
Assault Offenses	48	38	0	0	22	12	0	0	70	50
Bribery	0	0	0	0	0	0	0	0	0	0
Burglary/Breaking and Entering	28	7	0	0	4	2	0	0	32	9
Counterfeiting/Forgery	17	4	0	0	0	0	0	0	17	4
Destruction/Damage/Vandalism Of Property	3	3	0	0	8	2	0	0	11	5
Drug/Narcotic Offenses	17	9	0	0	15	12	2	2	34	23
Embezzlement	0	0	0	0	0	0	0	0	0	0
Extortion/Blackmail	0	0	0	0	0	0	0	0	0	0
Fraud Offenses	4	1	0	0	3	1	1	1	8	3
Gambling Offenses	0	0	0	0	0	0	0	0	0	0
Homicide Offenses	0	0	0	0	1	0	0	0	1	0
Kidnapping/Abduction	0	0	0	0	1	1	0	0	1	1
Larceny/Theft Offenses	12	8	0	0	19	2	0	0	31	10
Motor Vehicle Theft	3	0	0	0	4	1	0	0	7	1
Pornography/Obscene Material	0	0	0	0	0	0	0	0	0	0
Prostitution Offenses	0	0	0	0	0	0	0	0	0	0
Robbery	2	1	0	0	0	0	0	0	2	1
Sex Offenses, Forcible	5	5	0	0	0	0	0	0	5	5
Sex Offenses, Nonforcible	0	0	0	0	0	0	0	0	0	0
Stolen Property Offenses (Receiving, etc.)	3	3	0	0	1	0	0	0	4	3
Weapon Law Violations	5	5	0	0	3	1	0	0	8	6
<b>Total</b>	<b>147</b>	<b>84</b>	<b>0</b>	<b>0</b>	<b>81</b>	<b>34</b>	<b>3</b>	<b>3</b>	<b>231</b>	<b>121</b>

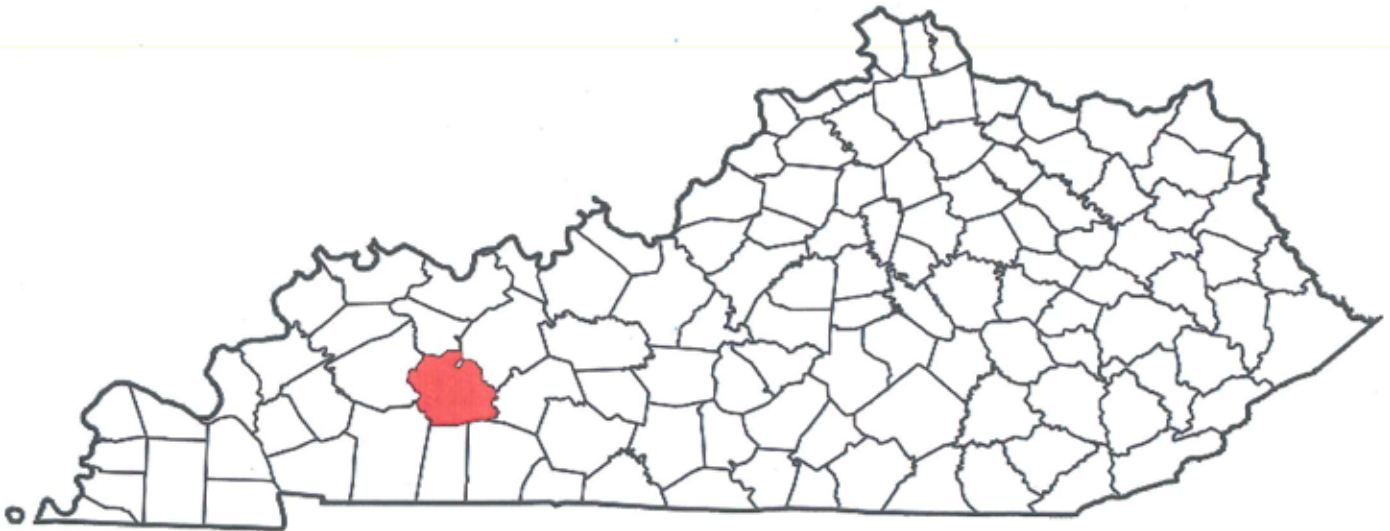
## Muhlenberg County

A CRIME IS COMMITTED IN MUHLENBERG COUNTY  
EVERY 8 HOURS AND 9 MINUTES

### FULL TIME SWORN LAW ENFORCEMENT EMPLOYEES

Agency	Male	Female	Total
STATE POLICE	14	0	14
MUHLENBERG COUNTY SHERIFF'S OFFICE	11	2	13
GREENVILLE POLICE DEPARTMENT	9	0	9
CENTRAL CITY POLICE DEPARTMENT	12	0	12
POWDERLY POLICE DEPARTMENT	2	0	2
ALL OTHER AGENCIES	0	0	0

\*\*Kentucky State Police Troopers may be assigned to multiple counties per post.



County Seat: Greenville  
Population: 31,181  
Registered Sex Offenders: 95

# MUHLENBERG COUNTY

Group A Offenses By Category	State Police		Sheriff		Greenville		Central City		Powderly		All Other Agencies		Total	
	Offenses		Offenses		Offenses		Offenses		Offenses		Offenses		Offenses	
	Reported	Cleared	Reported	Cleared	Reported	Cleared	Reported	Cleared	Reported	Cleared	Reported	Cleared	Reported	Cleared
Arson	3	0	1	0	0	0	0	0	0	0	0	0	4	0
Assault Offenses	34	30	23	15	2	1	26	26	3	2	0	0	88	74
Bribery	0	0	1	0	0	0	0	0	0	0	0	0	1	0
Burglary/Breaking and Entering	24	6	22	6	5	3	5	5	1	0	0	0	57	20
Counterfeiting/Forgery	21	21	20	0	4	0	10	1	0	0	0	0	55	22
Destruction/Damage/Vandalism Of Property	10	3	5	3	3	2	10	6	4	1	0	0	32	15
Drug/Narcotic Offenses	120	87	194	121	11	9	60	58	1	1	202	121	588	397
Embezzlement	0	0	0	0	0	0	0	0	0	0	0	0	0	0
Extortion/Blackmail	0	0	0	0	0	0	0	0	0	0	0	0	0	0
Fraud Offenses	3	1	2	1	3	0	10	10	0	0	0	0	18	12
Gambling Offenses	0	0	0	0	0	0	0	0	0	0	0	0	0	0
Homicide Offenses	3	0	0	0	0	0	0	0	0	0	0	0	3	0
Kidnapping/Abduction	0	0	1	1	0	0	0	0	0	0	0	0	1	1
Larceny/Theft Offenses	17	3	10	5	13	4	79	74	12	6	4	3	135	95
Motor Vehicle Theft	6	1	9	1	1	1	5	5	1	1	0	0	22	9
Pornography/Obscene Material	0	0	0	0	1	0	4	4	0	0	0	0	5	4
Prostitution Offenses	0	0	0	0	0	0	0	0	0	0	0	0	0	0
Robbery	0	0	0	0	0	0	0	0	0	0	0	0	0	0
Sex Offenses, Forcible	9	3	3	1	1	0	5	5	1	1	0	0	19	10
Sex Offenses, Nonforcible	0	0	0	0	0	0	0	0	0	0	0	0	0	0
Stolen Property Offenses (Receiving, etc.)	9	7	6	6	2	0	7	4	1	1	3	2	28	20
Weapon Law Violations	5	5	8	8	0	0	1	1	0	0	4	4	18	18
<b>Total</b>	<b>264</b>	<b>167</b>	<b>305</b>	<b>168</b>	<b>46</b>	<b>20</b>	<b>222</b>	<b>199</b>	<b>24</b>	<b>13</b>	<b>213</b>	<b>130</b>	<b>1074</b>	<b>697</b>

## Nelson County

A CRIME IS COMMITTED IN NELSON COUNTY  
EVERY 4 HOURS AND 56 MINUTES

### FULL TIME SWORN LAW ENFORCEMENT EMPLOYEES

Agency	Male	Female	Total
STATE POLICE	5	0	5
NELSON COUNTY SHERIFF'S OFFICE	22	0	22
BARDSTOWN POLICE DEPARTMENT	24	1	25
BLOOMFIELD POLICE DEPARTMENT	0	0	0
NEW HAVEN POLICE DEPARTMENT	1	0	1
ALL OTHER AGENCIES	1	0	1

\*\*Kentucky State Police Troopers may be assigned to multiple counties per post.



County Seat: Bardstow  
Population: 44,319  
Registered Sex Offenders: 64

**NELSON  
COUNTY**

Group A Offenses By Category	State Police		Sheriff		Bardstown		Bloomfield PD		New Haven PD		All Other Agencies		Total	
	Offenses		Offenses		Offenses		Offenses		Offenses		Offenses		Offenses	
	Reported	Cleared	Reported	Cleared	Reported	Cleared	Reported	Cleared	Reported	Cleared	Reported	Cleared	Reported	Cleared
Arson	2	0	3	1	1	1	0	0	0	0	0	0	6	2
Assault Offenses	7	6	66	52	114	96	8	8	0	0	1	1	196	163
Bribery	0	0	0	0	0	0	1	1	0	0	0	0	1	1
Burglary/Breaking and Entering	1	0	98	11	119	20	0	0	2	1	0	0	220	32
Counterfeiting/Forgery	2	2	35	15	29	1	0	0	0	0	3	2	69	20
Destruction/Damage/Vandalism Of Property	0	0	41	7	111	12	0	0	1	1	0	0	153	20
Drug/Narcotic Offenses	41	13	98	71	75	64	0	0	0	0	227	74	441	222
Embezzlement	0	0	0	0	0	0	0	0	0	0	0	0	0	0
Extortion/Blackmail	0	0	0	0	0	0	0	0	0	0	0	0	0	0
Fraud Offenses	3	3	12	0	8	0	0	0	0	0	19	1	42	4
Gambling Offenses	0	0	0	0	0	0	0	0	0	0	0	0	0	0
Homicide Offenses	0	0	1	1	1	1	0	0	0	0	0	0	2	2
Kidnapping/Abduction	0	0	2	2	3	3	0	0	0	0	0	0	5	5
Larceny/Theft Offenses	6	2	96	11	356	102	0	0	0	0	0	0	458	115
Motor Vehicle Theft	2	1	17	3	24	5	0	0	0	0	0	0	43	9
Pornography/Obscene Material	15	13	2	0	4	0	0	0	0	0	0	0	21	13
Prostitution Offenses	0	0	0	0	0	0	0	0	0	0	0	0	0	0
Robbery	0	0	4	1	8	4	0	0	0	0	0	0	12	5
Sex Offenses, Forcible	3	0	19	8	12	2	0	0	0	0	0	0	34	10
Sex Offenses, Nonforcible	1	0	1	1	1	0	0	0	0	0	0	0	3	1
Stolen Property Offenses (Receiving, etc.)	4	0	9	1	35	23	0	0	0	0	2	2	50	26
Weapon Law Violations	0	0	4	3	6	3	1	1	0	0	4	2	15	9
<b>Total</b>	<b>87</b>	<b>40</b>	<b>508</b>	<b>188</b>	<b>907</b>	<b>337</b>	<b>10</b>	<b>10</b>	<b>3</b>	<b>2</b>	<b>256</b>	<b>82</b>	<b>1771</b>	<b>659</b>

## Nicholas County

A CRIME IS COMMITTED IN NICHOLAS COUNTY  
EVERY 37 HOURS AND 45 MINUTES

### FULL TIME SWORN LAW ENFORCEMENT EMPLOYEES

Agency	Male	Female	Total
STATE POLICE	1	0	1
NICHOLAS COUNTY SHERIFF'S OFFICE	2	0	2
CARLISLE POLICE DEPARTMENT	5	0	5
ALL OTHER AGENCIES	0	0	0

\*\*Kentucky State Police Troopers may be assigned to multiple counties per post.



County Seat: Carlisle  
Population: 7,000  
Registered Sex Offenders: 5

**NICHOLAS  
COUNTY**

Group A Offenses By Category	State Police		Sheriff		Carlisle		All Other Agencies		Total	
	Offenses		Offenses		Offenses		Offenses		Offenses	
	Reported	Cleared	Reported	Cleared	Reported	Cleared	Reported	Cleared	Reported	Cleared
Arson	12	2	0	0	0	0	0	0	12	2
Assault Offenses	11	9	3	0	14	12	0	0	28	21
Bribery	0	0	0	0	1	1	0	0	1	1
Burglary/Breaking and Entering	10	1	10	3	9	2	0	0	29	6
Counterfeiting/Forgery	9	9	7	6	15	15	0	0	31	30
Destruction/Damage/Vandalism Of Property	4	1	5	2	10	2	0	0	19	5
Drug/Narcotic Offenses	17	12	15	6	23	23	9	9	64	50
Embezzlement	0	0	0	0	0	0	0	0	0	0
Extortion/Blackmail	0	0	0	0	0	0	0	0	0	0
Fraud Offenses	2	2	0	0	3	2	0	0	5	4
Gambling Offenses	0	0	0	0	0	0	0	0	0	0
Homicide Offenses	0	0	0	0	0	0	0	0	0	0
Kidnapping/Abduction	0	0	0	0	0	0	0	0	0	0
Larceny/Theft Offenses	6	0	7	4	14	4	0	0	27	8
Motor Vehicle Theft	0	0	3	1	2	0	0	0	5	1
Pornography/Obscene Material	0	0	0	0	0	0	0	0	0	0
Prostitution Offenses	0	0	0	0	0	0	0	0	0	0
Robbery	0	0	0	0	1	1	0	0	1	1
Sex Offenses, Forcible	5	4	0	0	0	0	0	0	5	4
Sex Offenses, Nonforcible	1	0	0	0	0	0	0	0	1	0
Stolen Property Offenses (Receiving, etc.)	0	0	4	4	0	0	0	0	4	4
Weapon Law Violations	0	0	0	0	0	0	0	0	0	0
<b>Total</b>	<b>77</b>	<b>40</b>	<b>54</b>	<b>26</b>	<b>92</b>	<b>62</b>	<b>9</b>	<b>9</b>	<b>232</b>	<b>137</b>

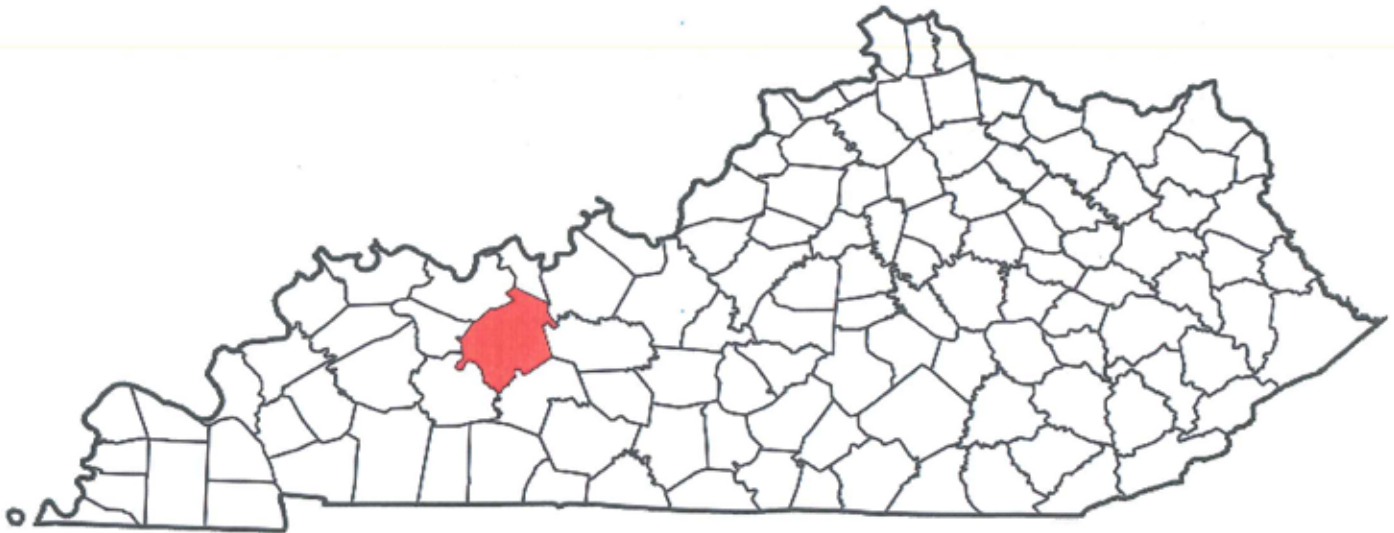
## Ohio County

A CRIME IS COMMITTED IN OHIO COUNTY  
EVERY 7 HOURS AND 33 MINUTES

### FULL TIME SWORN LAW ENFORCEMENT EMPLOYEES

Agency	Male	Female	Total
STATE POLICE	4	0	4
OHIO COUNTY SHERIFF'S OFFICE	18	0	18
HARTFORD POLICE DEPARTMENT	6	0	6
BEAVER DAM POLICE DEPARTMENT	6	0	6
CENTERTOWN POLICE DEPARTMENT	1	0	1
OHIO COUNTY SCHOOLS	1	0	1
ALL OTHER AGENCIES	0	0	0

\*\*Kentucky State Police Troopers may be assigned to multiple counties per post.



County Seat: Hartford  
Population: 24,075  
Registered Sex Offenders: 53



**OHIO  
COUNTY**

Group A Offenses By Category	State Police		Sheriff		Hartford		Beaver Dam		Ohio Co. Schools	
	Offenses		Offenses		Offenses		Offenses		Offenses	
	Reported	Cleared	Reported	Cleared	Reported	Cleared	Reported	Cleared	Reported	Cleared
Arson	1	0	3	0	1	0	0	0	0	0
Assault Offenses	62	58	104	54	7	6	37	26	11	8
Bribery	0	0	0	0	0	0	0	0	0	0
Burglary/Breaking and Entering	19	4	104	6	4	2	10	8	0	0
Counterfeiting/Forgery	21	20	12	0	39	39	14	14	0	0
Destruction/Damage/Vandalism Of Property	10	5	30	6	4	2	15	13	1	0
Drug/Narcotic Offenses	59	54	113	65	13	7	81	70	6	6
Embezzlement	0	0	0	0	0	0	0	0	0	0
Extortion/Blackmail	0	0	0	0	0	0	0	0	0	0
Fraud Offenses	10	8	28	18	2	2	3	2	0	0
Gambling Offenses	0	0	0	0	0	0	0	0	0	0
Homicide Offenses	5	5	1	1	0	0	0	0	0	0
Kidnapping/Abduction	5	5	2	0	0	0	0	0	0	0
Larceny/Theft Offenses	18	8	75	14	35	32	61	47	2	2
Motor Vehicle Theft	5	2	23	7	2	0	0	0	0	0
Pornography/Obscene Material	0	0	2	2	0	0	1	1	0	0
Prostitution Offenses	0	0	0	0	0	0	0	0	0	0
Robbery	0	0	1	1	0	0	0	0	0	0
Sex Offenses, Forcible	29	29	26	8	2	2	0	0	3	3
Sex Offenses, Nonforcible	2	2	2	0	0	0	0	0	0	0
Stolen Property Offenses (Receiving, etc.)	2	1	5	2	11	11	3	3	0	0
Weapon Law Violations	3	3	2	1	1	1	1	1	0	0
<b>Total</b>	<b>251</b>	<b>204</b>	<b>533</b>	<b>185</b>	<b>121</b>	<b>104</b>	<b>226</b>	<b>185</b>	<b>23</b>	<b>19</b>

**OHIO  
COUNTY**

Group A Offenses By Category	Centertown		All Other Agencies				Total	
	Offenses		Offenses		Offenses		Offenses	
	Reported	Cleared	Reported	Cleared	Reported	Cleared	Reported	Cleared
Arson	0	0	0	0			5	0
Assault Offenses	0	0	0	0			221	152
Bribery	0	0	0	0			0	0
Burglary/Breaking and Entering	0	0	0	0			137	20
Counterfeiting/Forgery	0	0	0	0			86	73
Destruction/Damage/Vandalism Of Property	2	2	0	0			62	28
Drug/Narcotic Offenses	0	0	0	0			272	202
Embezzlement	0	0	0	0			0	0
Extortion/Blackmail	0	0	0	0			0	0
Fraud Offenses	0	0	1	1			44	31
Gambling Offenses	0	0	0	0			0	0
Homicide Offenses	0	0	0	0			6	6
Kidnapping/Abduction	0	0	0	0			7	5
Larceny/Theft Offenses	1	1	0	0			192	104
Motor Vehicle Theft	0	0	0	0			30	9
Pornography/Obscene Material	0	0	0	0			3	3
Prostitution Offenses	0	0	0	0			0	0
Robbery	0	0	0	0			1	1
Sex Offenses, Forcible	0	0	0	0			60	42
Sex Offenses, Nonforcible	0	0	0	0			4	2
Stolen Property Offenses (Receiving, etc.)	0	0	0	0			21	17
Weapon Law Violations	0	0	0	0			7	6
<b>Total</b>	<b>3</b>	<b>3</b>	<b>1</b>	<b>1</b>	<b>0</b>	<b>0</b>	<b>1158</b>	<b>701</b>

## Oldham County

A CRIME IS COMMITTED IN OLDHAM COUNTY  
EVERY 6 HOURS AND 18 MINUTES

### FULL TIME SWORN LAW ENFORCEMENT EMPLOYEES

Agency	Male	Female	Total
STATE POLICE	1	0	1
OLDHAM COUNTY SHERIFF'S OFFICE	15	3	18
LAGRANGE POLICE DEPARTMENT	13	0	13
PEWEE VALLEY POLICE DEPARTMENT	1	0	1
OLDHAM COUNTY POLICE DEPARTMENT	28	1	29
ALL OTHER AGENCIES	0	0	0

\*\*Kentucky State Police Troopers may be assigned to multiple counties per post.



County Seat: LaGrange  
Population: 61,412  
Registered Sex Offenders: 349

**OLDHAM  
COUNTY**

Group A Offenses By Category	State Police		Sheriff		LaGrange		Pewee Valley		Oldham Co. PD		All Other Agencies		Total		
	Offenses		Offenses		Offenses		Offenses		Offenses		Offenses		Offenses		
	Reported	Cleared	Reported	Cleared	Reported	Cleared	Reported	Cleared	Reported	Cleared	Reported	Cleared	Reported	Cleared	
Arson	0	0	0	0	2	0	0	0	2	0	0	0	0	4	0
Assault Offenses	8	6	24	23	30	19	0	0	124	29	0	0	0	186	77
Bribery	0	0	0	0	0	0	0	0	0	0	0	0	0	0	0
Burglary/Breaking and Entering	1	0	2	0	26	5	1	1	167	10	0	0	0	197	16
Counterfeiting/Forgery	18	18	0	0	4	0	0	0	15	0	0	0	0	37	18
Destruction/Damage/Vandalism Of Property	0	0	4	1	51	8	1	1	133	5	0	0	0	189	15
Drug/Narcotic Offenses	47	45	9	1	15	15	0	0	56	33	0	0	0	127	94
Embezzlement	0	0	0	0	0	0	0	0	0	0	0	0	0	0	0
Extortion/Blackmail	0	0	0	0	0	0	0	0	0	0	0	0	0	0	0
Fraud Offenses	1	0	0	0	18	8	0	0	107	25	2	1	0	128	34
Gambling Offenses	0	0	0	0	0	0	0	0	0	0	0	0	0	0	0
Homicide Offenses	0	0	0	0	0	0	0	0	0	0	0	0	0	0	0
Kidnapping/Abduction	0	0	0	0	0	0	0	0	1	1	0	0	0	1	1
Larceny/Theft Offenses	1	1	4	1	109	30	2	2	303	25	0	0	0	419	59
Motor Vehicle Theft	0	0	0	0	7	2	1	1	16	6	0	0	0	24	9
Pornography/Obscene Material	0	0	0	0	0	0	0	0	3	0	0	0	0	3	0
Prostitution Offenses	0	0	0	0	0	0	0	0	0	0	0	0	0	0	0
Robbery	0	0	0	0	3	1	0	0	1	0	0	0	0	4	1
Sex Offenses, Forcible	7	6	0	0	5	3	0	0	19	0	0	0	0	31	9
Sex Offenses, Nonforcible	0	0	0	0	0	0	0	0	0	0	0	0	0	0	0
Stolen Property Offenses (Receiving, etc.)	0	0	0	0	8	3	0	0	15	5	0	0	0	23	8
Weapon Law Violations	1	1	0	0	1	0	0	0	13	9	0	0	0	15	10
<b>Total</b>	<b>84</b>	<b>77</b>	<b>43</b>	<b>26</b>	<b>279</b>	<b>94</b>	<b>5</b>	<b>5</b>	<b>975</b>	<b>148</b>	<b>2</b>	<b>1</b>	<b>1388</b>	<b>351</b>	

## Owen County

A CRIME IS COMMITTED IN OWEN COUNT  
EVERY 23 HOURS AND 52 MINUTES

### FULL TIME SWORN LAW ENFORCEMENT EMPLOYEES

Agency	Male	Female	Total
STATE POLICE	3	0	3
OWEN COUNTY SHERIFF'S OFFICE	5	0	5
OWENTON POLICE DEPARTMENT	4	0	4
ALL OTHER AGENCIES	0	0	0

\*\*Kentucky State Police Troopers may be assigned to multiple counties per post.



County Seat: Owenton  
Population: 10,765  
Registered Sex Offenders: 18

**OWEN  
COUNTY**

Group A Offenses By Category	State Police		Sheriff		Owenton		All Other Agencies		Total	
	Offenses		Offenses		Offenses		Offenses		Offenses	
	Reported	Cleared	Reported	Cleared	Reported	Cleared	Reported	Cleared	Reported	Cleared
Arson	0	0	0	0	0	0	0	0	0	0
Assault Offenses	29	27	3	2	2	1	0	0	34	30
Bribery	0	0	0	0	0	0	0	0	0	0
Burglary/Breaking and Entering	40	18	34	6	10	2	0	0	84	26
Counterfeiting/Forgery	10	7	4	0	0	0	0	0	14	7
Destruction/Damage/Vandalism Of Property	8	5	5	1	5	1	0	0	18	7
Drug/Narcotic Offenses	77	61	8	8	7	2	0	0	92	71
Embezzlement	0	0	0	0	0	0	0	0	0	0
Extortion/Blackmail	0	0	0	0	0	0	0	0	0	0
Fraud Offenses	7	2	1	0	5	1	0	0	13	3
Gambling Offenses	0	0	0	0	0	0	0	0	0	0
Homicide Offenses	2	2	0	0	0	0	0	0	2	2
Kidnapping/Abduction	0	0	0	0	0	0	0	0	0	0
Larceny/Theft Offenses	15	9	32	1	17	3	1	1	65	14
Motor Vehicle Theft	2	1	2	0	2	0	0	0	6	1
Pornography/Obscene Material	0	0	0	0	0	0	0	0	0	0
Prostitution Offenses	0	0	0	0	0	0	0	0	0	0
Robbery	0	0	0	0	0	0	0	0	0	0
Sex Offenses, Forcible	25	23	0	0	0	0	0	0	25	23
Sex Offenses, Nonforcible	0	0	0	0	0	0	0	0	0	0
Stolen Property Offenses (Receiving, etc.)	4	2	2	1	4	3	0	0	10	6
Weapon Law Violations	3	2	1	1	0	0	0	0	4	3
<b>Total</b>	<b>222</b>	<b>159</b>	<b>92</b>	<b>20</b>	<b>52</b>	<b>13</b>	<b>1</b>	<b>1</b>	<b>367</b>	<b>193</b>

## Owsley County

A CRIME IS COMMITTED IN OWSLEY COUNTY  
EVERY 2 DAYS AND 23 HOURS

### FULL TIME SWORN LAW ENFORCEMENT EMPLOYEES

Agency	Male	Female	Total
STATE POLICE	3	0	3
OWSLEY COUNTY SHERIFF'S OFFICE	3	0	3
BOONEVILLE POLICE DEPARTMENT	2	0	2
ALL OTHER AGENCIES	0	0	0

\*\*Kentucky State Police Troopers may be assigned to multiple counties per post.



County Seat: Booneville  
Population: 4,722  
Registered Sex Offenders: 7

**OWSLEY  
COUNTY**

Group A Offenses By Category	State Police		Sheriff		Booneville PD		All Other Agencies		Total	
	Offenses		Offenses		Offenses		Offenses		Offenses	
	Reported	Cleared	Reported	Cleared	Reported	Cleared	Reported	Cleared	Reported	Cleared
Arson	0	0	0	0	0	0	0	0	0	0
Assault Offenses	14	14	0	0	0	0	0	0	14	14
Bribery	0	0	0	0	0	0	0	0	0	0
Burglary/Breaking and Entering	16	2	4	1	0	0	0	0	20	3
Counterfeiting/Forgery	0	0	1	0	0	0	0	0	1	0
Destruction/Damage/Vandalism Of Property	2	2	7	3	0	0	0	0	9	5
Drug/Narcotic Offenses	25	6	8	4	0	0	2	1	35	11
Embezzlement	0	0	0	0	0	0	0	0	0	0
Extortion/Blackmail	0	0	1	0	0	0	0	0	1	0
Fraud Offenses	0	0	0	0	0	0	0	0	0	0
Gambling Offenses	0	0	0	0	0	0	0	0	0	0
Homicide Offenses	0	0	0	0	0	0	0	0	0	0
Kidnapping/Abduction	0	0	0	0	0	0	0	0	0	0
Larceny/Theft Offenses	3	0	22	8	0	0	0	0	25	8
Motor Vehicle Theft	7	0	1	0	0	0	0	0	8	0
Pornography/Obscene Material	0	0	0	0	0	0	0	0	0	0
Prostitution Offenses	0	0	0	0	0	0	0	0	0	0
Robbery	0	0	0	0	0	0	0	0	0	0
Sex Offenses, Forcible	5	4	0	0	0	0	0	0	5	4
Sex Offenses, Nonforcible	0	0	0	0	0	0	0	0	0	0
Stolen Property Offenses (Receiving, etc.)	3	2	1	1	0	0	0	0	4	3
Weapon Law Violations	1	0	0	0	0	0	0	0	1	0
<b>Total</b>	<b>76</b>	<b>30</b>	<b>45</b>	<b>17</b>	<b>0</b>	<b>0</b>	<b>2</b>	<b>1</b>	<b>123</b>	<b>48</b>



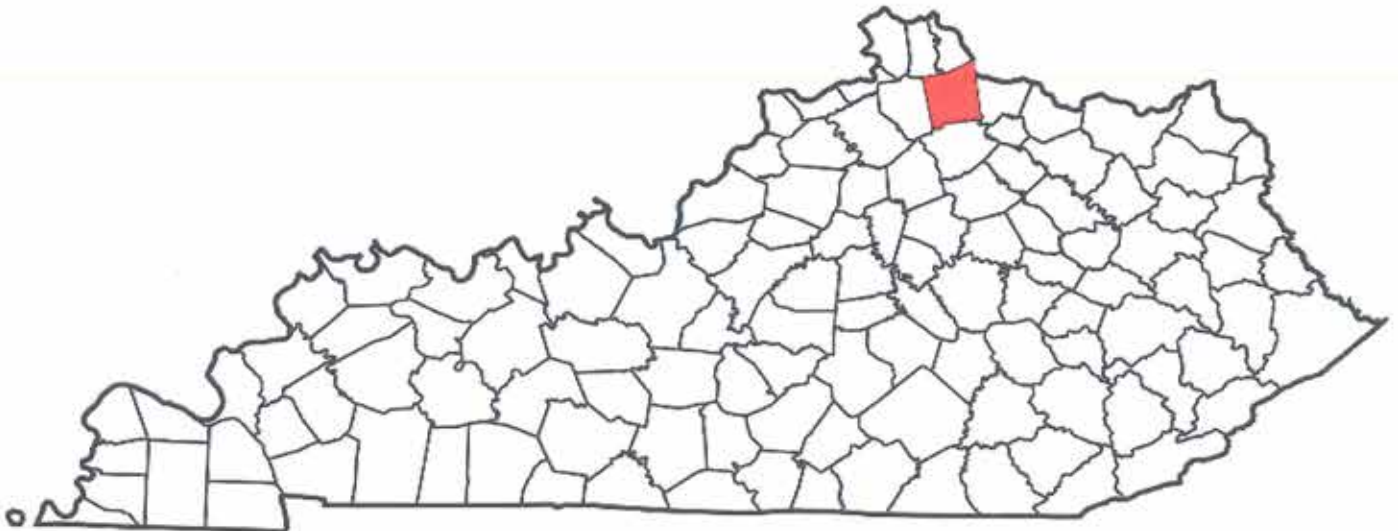
## Pendleton County

A CRIME IS COMMITTED IN PENDLETON COUNTY  
EVERY 10 HOURS AND 55 MINUTES

### FULL TIME SWORN LAW ENFORCEMENT EMPLOYEES

Agency	Male	Female	Total
STATE POLICE	6	0	6
PENDLETON COUNTY SHERIFF'S OFFICE	6	0	6
FALMOUTH POLICE DEPARTMENT	3	0	3
ALL OTHER AGENCIES	1	0	1

\*\*Kentucky State Police Troopers may be assigned to multiple counties per post.



County Seat: Falmouth  
Population: 14,604  
Registered Sex Offenders: 15

**PENDLETON  
COUNTY**

Group A Offenses By Category	State Police		Sheriff		Falmouth		All Other Agencies		Total	
	Offenses		Offenses		Offenses		Offenses		Offenses	
	Reported	Cleared	Reported	Cleared	Reported	Cleared	Reported	Cleared	Reported	Cleared
Arson	3	0	0	0	0	0	0	0	3	0
Assault Offenses	37	37	41	12	41	16	0	0	119	65
Bribery	0	0	0	0	0	0	0	0	0	0
Burglary/Breaking and Entering	35	10	48	9	22	3	0	0	105	22
Counterfeiting/Forgery	7	0	2	0	27	4	0	0	36	4
Destruction/Damage/Vandalism Of Property	16	7	46	6	32	4	0	0	94	17
Drug/Narcotic Offenses	81	26	51	26	39	15	15	15	186	82
Embezzlement	0	0	0	0	0	0	0	0	0	0
Extortion/Blackmail	0	0	0	0	0	0	0	0	0	0
Fraud Offenses	11	1	18	0	1	0	0	0	30	1
Gambling Offenses	0	0	0	0	0	0	0	0	0	0
Homicide Offenses	0	0	2	1	0	0	0	0	2	1
Kidnapping/Abduction	0	0	2	2	0	0	0	0	2	2
Larceny/Theft Offenses	37	18	82	7	40	9	0	0	159	34
Motor Vehicle Theft	4	1	13	8	1	0	0	0	18	9
Pornography/Obscene Material	0	0	0	0	0	0	0	0	0	0
Prostitution Offenses	0	0	0	0	0	0	0	0	0	0
Robbery	1	0	0	0	3	0	0	0	4	0
Sex Offenses, Forcible	21	12	10	1	0	0	0	0	31	13
Sex Offenses, Nonforcible	0	0	0	0	0	0	0	0	0	0
Stolen Property Offenses (Receiving, etc.)	5	4	4	1	1	0	0	0	10	5
Weapon Law Violations	2	1	1	1	0	0	0	0	3	2
<b>Total</b>	<b>260</b>	<b>117</b>	<b>320</b>	<b>74</b>	<b>207</b>	<b>51</b>	<b>15</b>	<b>15</b>	<b>802</b>	<b>257</b>

## Perry County

A CRIME IS COMMITTED IN PERRY COUNTY  
EVERY 5 HOURS AND 27 MINUTES

### FULL TIME SWORN LAW ENFORCEMENT EMPLOYEES

Agency	Male	Female	Total
STATE POLICE	21	0	21
PERRY COUNTY SHERIFF'S OFFICE	12	0	12
HAZARD POLICE DEPARTMENT	19	0	19
PERRY COUNTY POLICE DEPARTMENT	2	0	2
ALL OTHER AGENCIES	2	0	2

\*\*Kentucky State Police Troopers may be assigned to multiple counties per post.



County Seat: Hazard  
Population: 28,241  
Registered Sex Offenders: 43

**PERRY  
COUNTY**

Group A Offenses By Category	State Police		Sheriff		Hazard		Perry County PD		All Other Agencies		Total	
	Offenses		Offenses		Offenses		Offenses		Offenses		Offenses	
	Reported	Cleared	Reported	Cleared	Reported	Cleared	Reported	Cleared	Reported	Cleared	Reported	Cleared
Arson	2	0	0	0	2	1	0	0	0	0	4	1
Assault Offenses	141	110	12	9	77	52	1	1	0	0	231	172
Bribery	0	0	0	0	2	1	0	0	0	0	2	1
Burglary/Breaking and Entering	101	11	15	1	55	8	1	0	1	0	173	20
Counterfeiting/Forgery	43	12	1	0	9	5	0	0	0	0	53	17
Destruction/Damage/Vandalism Of Property	27	6	0	0	30	11	1	0	0	0	58	17
Drug/Narcotic Offenses	210	29	17	4	211	183	9	7	7	5	454	228
Embezzlement	0	0	0	0	0	0	0	0	0	0	0	0
Extortion/Blackmail	0	0	0	0	0	0	0	0	0	0	0	0
Fraud Offenses	23	13	0	0	18	5	0	0	1	1	42	19
Gambling Offenses	0	0	0	0	1	1	0	0	0	0	1	1
Homicide Offenses	5	5	0	0	1	1	0	0	0	0	6	6
Kidnapping/Abduction	2	2	1	0	2	2	0	0	0	0	5	4
Larceny/Theft Offenses	153	21	11	3	286	139	2	1	0	0	452	164
Motor Vehicle Theft	24	1	3	0	7	4	1	0	0	0	35	5
Pornography/Obscene Material	12	7	0	0	1	0	0	0	0	0	13	7
Prostitution Offenses	0	0	0	0	0	0	0	0	0	0	0	0
Robbery	7	2	0	0	7	3	0	0	0	0	14	5
Sex Offenses, Forcible	33	25	0	0	4	2	0	0	0	0	37	27
Sex Offenses, Nonforcible	0	0	0	0	0	0	0	0	0	0	0	0
Stolen Property Offenses (Receiving, etc.)	6	2	3	2	5	4	0	0	0	0	14	8
Weapon Law Violations	2	1	0	0	7	5	1	1	0	0	10	7
<b>Total</b>	<b>791</b>	<b>247</b>	<b>63</b>	<b>19</b>	<b>725</b>	<b>427</b>	<b>16</b>	<b>10</b>	<b>9</b>	<b>6</b>	<b>1604</b>	<b>709</b>

## Pike County

A CRIME IS COMMITTED IN PIKE COUNTY  
EVERY 3 HOURS AND 38 MINUTES

### FULL TIME SWORN LAW ENFORCEMENT EMPLOYEES

Agency	Male	Female	Total
STATE POLICE	28	1	29
PIKE COUNTY SHERIFF'S OFFICE	17	0	17
COAL RUN VILLAGE POLICE DEPARTMENT	3	0	3
PIKEVILLE POLICE DEPARTMENT	19	1	20
ALL OTHER AGENCIES	4	0	4

\*\*Kentucky State Police Troopers may be assigned to multiple counties per post.



County Seat: Pikeville  
Population: 64,178  
Registered Sex Offenders: 76

**PIKE  
COUNTY**

Group A Offenses By Category	State Police		Sheriff		Coal Run Village		Pikeville		All Other Agencies		Total	
	Offenses		Offenses		Offenses		Offenses		Offenses		Offenses	
	Reported	Cleared	Reported	Cleared	Reported	Cleared	Reported	Cleared	Reported	Cleared	Reported	Cleared
Arson	6	1	0	0	1	0	1	0	0	0	8	1
Assault Offenses	298	215	1	1	1	1	66	40	2	1	368	258
Bribery	0	0	0	0	0	0	1	0	0	0	1	0
Burglary/Breaking and Entering	253	27	7	0	9	1	49	7	0	0	318	35
Counterfeiting/Forgery	19	2	1	0	7	5	16	3	0	0	43	10
Destruction/Damage/Vandalism Of Property	67	21	5	1	6	0	102	16	0	0	180	38
Drug/Narcotic Offenses	169	52	12	12	3	3	215	213	24	0	423	280
Embezzlement	0	0	0	0	0	0	0	0	0	0	0	0
Extortion/Blackmail	0	0	0	0	0	0	0	0	0	0	0	0
Fraud Offenses	38	9	2	0	15	11	28	12	3	1	86	33
Gambling Offenses	0	0	0	0	0	0	0	0	0	0	0	0
Homicide Offenses	5	4	0	0	0	0	1	0	0	0	6	4
Kidnapping/Abduction	0	0	1	0	0	0	1	1	0	0	2	1
Larceny/Theft Offenses	279	72	10	1	49	27	453	227	0	0	791	327
Motor Vehicle Theft	64	8	1	0	2	0	9	2	0	0	76	10
Pornography/Obscene Material	9	3	0	0	0	0	1	0	0	0	10	3
Prostitution Offenses	0	0	0	0	0	0	0	0	0	0	0	0
Robbery	18	3	0	0	1	0	4	1	0	0	23	4
Sex Offenses, Forcible	29	18	0	0	0	0	6	2	0	0	35	20
Sex Offenses, Nonforcible	2	1	0	0	0	0	0	0	0	0	2	1
Stolen Property Offenses (Receiving, etc.)	11	5	0	0	0	0	15	10	0	0	26	15
Weapon Law Violations	4	4	0	0	1	0	7	7	0	0	12	11
<b>Total</b>	<b>1271</b>	<b>445</b>	<b>40</b>	<b>15</b>	<b>95</b>	<b>48</b>	<b>975</b>	<b>541</b>	<b>29</b>	<b>2</b>	<b>2410</b>	<b>1051</b>

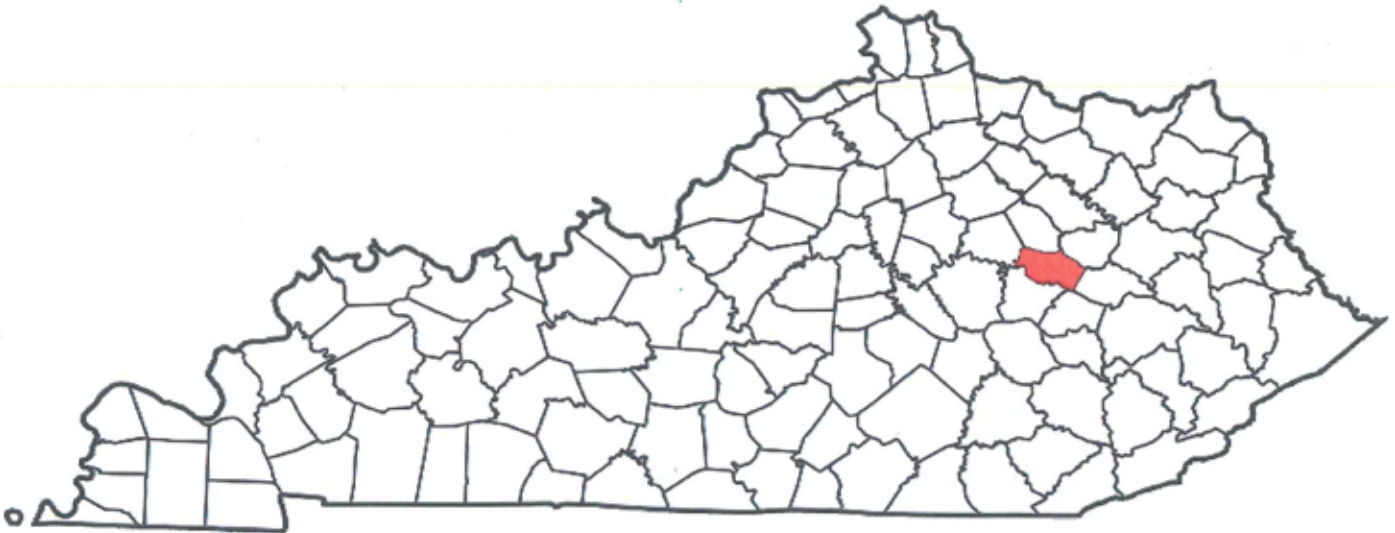
## Powell County

A CRIME IS COMMITTED IN POWELL COUNTY  
EVERY 18 HOURS AND 12 MINUTES

### FULL TIME SWORN LAW ENFORCEMENT EMPLOYEES

Agency	Male	Female	Total
STATE POLICE	8	0	8
POWELL COUNTY SHERIFF'S OFFICE	3	0	3
CLAY CITY POLICE DEPARTMENT	2	0	2
STANTON POLICE DEPARTMENT	7	0	7
ALL OTHER AGENCIES	0	0	0

\*\*Kentucky State Police Troopers may be assigned to multiple counties per post.



County Seat: Stanton  
Population: 12,483  
Registered Sex Offenders: 36

**POWELL  
COUNTY**

Group A Offenses By Category	State Police		Sheriff		Clay City		Stanton		All Other Agencies		Total	
	Offenses		Offenses		Offenses		Offenses		Offenses		Offenses	
	Reported	Cleared	Reported	Cleared	Reported	Cleared	Reported	Cleared	Reported	Cleared	Reported	Cleared
Arson	1	0	0	0	0	0	0	0	0	0	1	0
Assault Offenses	11	7	4	2	3	1	6	4	0	0	24	14
Bribery	1	1	0	0	0	0	0	0	0	0	1	1
Burglary/Breaking and Entering	15	1	52	9	7	4	20	0	0	0	94	14
Counterfeiting/Forgery	1	1	14	3	0	0	32	6	0	0	47	10
Destruction/Damage/Vandalism Of Property	6	4	20	2	4	3	11	0	0	0	41	9
Drug/Narcotic Offenses	61	29	10	2	11	3	3	3	0	0	85	37
Embezzlement	0	0	0	0	0	0	0	0	0	0	0	0
Extortion/Blackmail	0	0	0	0	0	0	0	0	0	0	0	0
Fraud Offenses	3	3	15	3	3	0	17	2	0	0	38	8
Gambling Offenses	0	0	0	0	0	0	0	0	0	0	0	0
Homicide Offenses	4	1	0	0	0	0	0	0	0	0	4	1
Kidnapping/Abduction	0	0	1	0	0	0	0	0	0	0	1	0
Larceny/Theft Offenses	15	8	45	2	9	3	38	2	0	0	107	15
Motor Vehicle Theft	5	2	6	1	0	0	1	0	0	0	12	3
Pornography/Obscene Material	0	0	0	0	0	0	0	0	0	0	0	0
Prostitution Offenses	0	0	0	0	0	0	0	0	0	0	0	0
Robbery	0	0	0	0	0	0	0	0	0	0	0	0
Sex Offenses, Forcible	9	4	1	1	0	0	0	0	0	0	10	5
Sex Offenses, Nonforcible	1	0	1	1	0	0	0	0	0	0	2	1
Stolen Property Offenses (Receiving, etc.)	0	0	4	1	2	1	2	2	0	0	8	4
Weapon Law Violations	3	3	3	0	0	0	0	0	0	0	6	3
<b>Total</b>	<b>136</b>	<b>64</b>	<b>176</b>	<b>27</b>	<b>39</b>	<b>15</b>	<b>130</b>	<b>19</b>	<b>0</b>	<b>0</b>	<b>481</b>	<b>125</b>



## Pulaski County

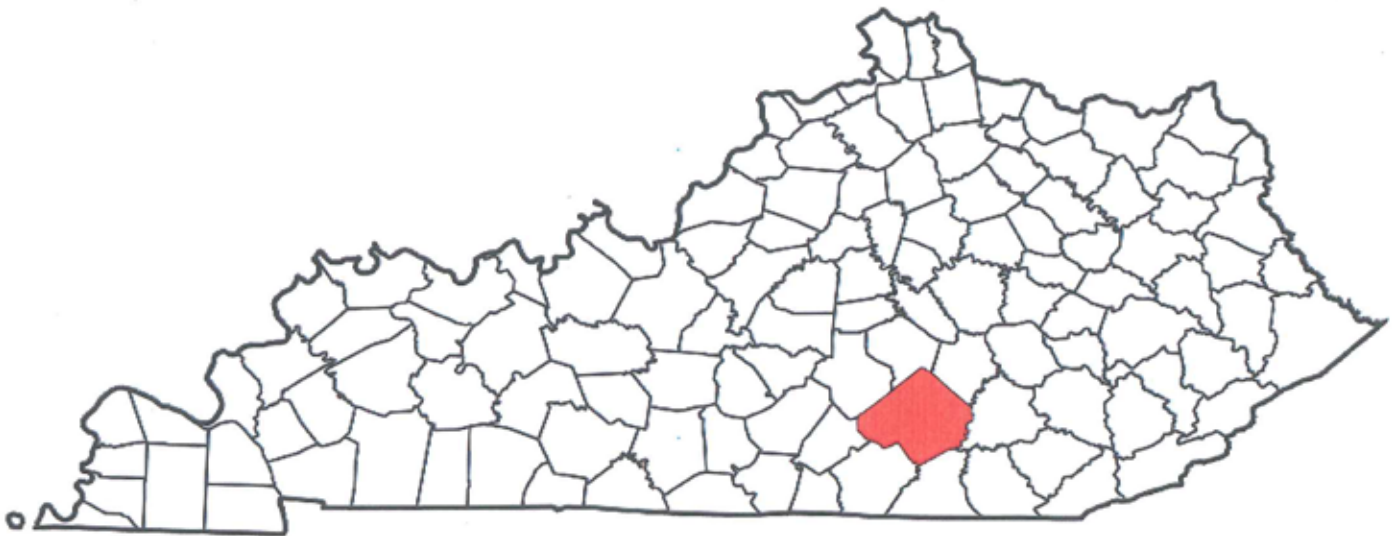
A CRIME IS COMMITTED IN PULASKI COUNTY  
EVERY 2 HOURS AND 58 MINUTES

### FULL TIME SWORN LAW ENFORCEMENT EMPLOYEES

Agency	Male	Female	Total
STATE POLICE	3	0	3
PULASKI COUNTY SHERIFF'S OFFICE	46	3	49
SCIENCE HILL POLICE DEPARTMENT	2	0	2
SOMERSET POLICE DEPARTMENT	35	2	37
BURNSIDE POLICE DEPARTMENT	4	0	4
FERGUSON POLICE DEPARTMENT	1	0	1
**LAKE CUMBERLAND TASK FORCE	3	0	0
UNITE DRUG TASK FORCE	15	0	0
ALL OTHER AGENCIES	1	0	0

\*\*Kentucky State Police Troopers may be assigned to multiple counties per post.

\*\*Lake Cumberland Area Drug Task Force covers multiple counties



County Seat: Somerset

Population: 63,593

Registered Sex Offenders: 74

**PULASKI  
COUNTY**

Group A Offenses By Category	State Police		Sheriff		Science Hill		Somerset		Burnside	
	Offenses		Offenses		Offenses		Offenses		Offenses	
	Reported	Cleared	Reported	Cleared	Reported	Cleared	Reported	Cleared	Reported	Cleared
Arson	0	0	2	0	0	0	5	0	0	0
Assault Offenses	8	5	53	30	0	0	118	57	8	6
Bribery	0	0	0	0	0	0	1	0	0	0
Burglary/Breaking and Entering	4	0	321	6	3	0	89	10	5	0
Counterfeiting/Forgery	3	0	102	0	0	0	54	4	2	0
Destruction/Damage/Vandalism Of Property	2	1	60	6	0	0	75	12	7	1
Drug/Narcotic Offenses	28	14	42	21	2	2	355	285	22	17
Embezzlement	0	0	0	0	0	0	0	0	0	0
Extortion/Blackmail	0	0	0	0	0	0	0	0	0	0
Fraud Offenses	4	0	22	0	0	0	140	4	9	2
Gambling Offenses	0	0	0	0	0	0	0	0	0	0
Homicide Offenses	1	1	1	0	0	0	0	0	1	1
Kidnapping/Abduction	0	0	0	0	0	0	6	2	0	0
Larceny/Theft Offenses	6	2	546	6	8	0	586	224	26	6
Motor Vehicle Theft	2	0	29	2	0	0	19	0	3	0
Pornography/Obscene Material	3	3	1	0	0	0	2	0	0	0
Prostitution Offenses	0	0	0	0	0	0	0	0	0	0
Robbery	0	0	4	0	0	0	15	1	0	0
Sex Offenses, Forcible	10	5	20	1	0	0	24	2	1	1
Sex Offenses, Nonforcible	1	1	5	1	0	0	0	0	0	0
Stolen Property Offenses (Receiving, etc.)	1	1	7	5	0	0	23	5	2	1
Weapon Law Violations	0	0	3	1	1	1	16	12	0	0
<b>Total</b>	<b>73</b>	<b>33</b>	<b>1218</b>	<b>79</b>	<b>14</b>	<b>3</b>	<b>1528</b>	<b>618</b>	<b>86</b>	<b>35</b>

**PULASKI  
COUNTY**

Group A Offenses By Category	Ferguson		Lake Cumberland TF		UNITE Drug TF		All Other Agencies		Total	
	Offenses		Offenses		Offenses		Offenses		Offenses	
	Reported	Cleared	Reported	Cleared	Reported	Cleared	Reported	Cleared	Reported	Cleared
Arson	0	0	0	0	0	0	0	0	7	0
Assault Offenses	0	0	0	0	0	0	0	0	187	98
Bribery	0	0	0	0	0	0	0	0	1	0
Burglary/Breaking and Entering	0	0	0	0	0	0	2	0	424	16
Counterfeiting/Forgery	0	0	0	0	0	0	0	0	161	4
Destruction/Damage/Vandalism Of Property	1	1	0	0	0	0	1	0	146	21
Drug/Narcotic Offenses	0	0	0	0	8	8	4	4	461	351
Embezzlement	0	0	0	0	0	0	0	0	0	0
Extortion/Blackmail	0	0	0	0	0	0	0	0	0	0
Fraud Offenses	0	0	0	0	0	0	2	0	177	6
Gambling Offenses	0	0	0	0	0	0	0	0	0	0
Homicide Offenses	0	0	0	0	0	0	0	0	3	2
Kidnapping/Abduction	0	0	0	0	0	0	0	0	6	2
Larceny/Theft Offenses	1	1	0	0	0	0	1	0	1174	239
Motor Vehicle Theft	0	0	0	0	0	0	0	0	53	2
Pornography/Obscene Material	0	0	0	0	0	0	0	0	6	3
Prostitution Offenses	0	0	0	0	0	0	0	0	0	0
Robbery	0	0	0	0	0	0	0	0	19	1
Sex Offenses, Forcible	0	0	0	0	0	0	0	0	55	9
Sex Offenses, Nonforcible	0	0	0	0	0	0	0	0	6	2
Stolen Property Offenses (Receiving, etc.)	0	0	0	0	0	0	0	0	33	12
Weapon Law Violations	0	0	0	0	0	0	0	0	20	14
<b>Total</b>	<b>2</b>	<b>2</b>	<b>0</b>	<b>0</b>	<b>8</b>	<b>8</b>	<b>10</b>	<b>4</b>	<b>2939</b>	<b>782</b>

## Robertson County

A CRIME IS COMMITTED IN ROBERTSON COUNTY  
EVERY 7 DAYS

### FULL TIME SWORN LAW ENFORCEMENT EMPLOYEES

Agency	Male	Female	Total
STATE POLICE	1	0	1
ROBERTSON COUNTY SHERIFF'S OFFICE	1	0	1
ALL OTHER AGENCIES	1	0	1

\*\*Kentucky State Police Troopers may be assigned to multiple counties per post.



County Seat: Mt. Olivet  
Population: 2,188  
Registered Sex Offenders: 5

**ROBERTSON  
COUNTY**

Group A Offenses By Category	State Police		Sheriff		All Other Agencies		-		Total	
	Offenses		Offenses		Offenses		Offenses		Offenses	
	Reported	Cleared	Reported	Cleared	Reported	Cleared	Reported	Cleared	Reported	Cleared
Arson	0	0	0	0	0	0	0	0	0	0
Assault Offenses	9	7	0	0	0	0	0	0	9	7
Bribery	0	0	0	0	0	0	0	0	0	0
Burglary/Breaking and Entering	6	2	0	0	0	0	0	0	6	2
Counterfeiting/Forgery	0	0	0	0	0	0	0	0	0	0
Destruction/Damage/Vandalism Of Property	1	0	0	0	0	0	0	0	1	0
Drug/Narcotic Offenses	6	3	0	0	2	2	0	0	8	5
Embezzlement	0	0	0	0	0	0	0	0	0	0
Extortion/Blackmail	0	0	0	0	0	0	0	0	0	0
Fraud Offenses	1	0	0	0	0	0	0	0	1	0
Gambling Offenses	0	0	0	0	0	0	0	0	0	0
Homicide Offenses	0	0	0	0	0	0	0	0	0	0
Kidnapping/Abduction	0	0	0	0	0	0	0	0	0	0
Larceny/Theft Offenses	3	0	0	0	0	0	0	0	3	0
Motor Vehicle Theft	1	0	0	0	0	0	0	0	1	0
Pornography/Obscene Material	10	10	0	0	0	0	0	0	10	10
Prostitution Offenses	0	0	0	0	0	0	0	0	0	0
Robbery	1	0	0	0	0	0	0	0	1	0
Sex Offenses, Forcible	11	10	0	0	0	0	0	0	11	10
Sex Offenses, Nonforcible	0	0	0	0	0	0	0	0	0	0
Stolen Property Offenses (Receiving, etc.)	0	0	0	0	0	0	0	0	0	0
Weapon Law Violations	1	1	0	0	0	0	0	0	1	1
<b>Total</b>	<b>50</b>	<b>33</b>	<b>0</b>	<b>0</b>	<b>2</b>	<b>2</b>	<b>0</b>	<b>0</b>	<b>52</b>	<b>35</b>

## Rockcastle County

A CRIME IS COMMITTED IN ROCKCASTLE COUNTY  
EVERY 10 HOURS AND 13 MINUTES

### FULL TIME SWORN LAW ENFORCEMENT EMPLOYEES

Agency	Male	Female	Total
STATE POLICE	6	0	6
ROCKCASTLE COUNTY SHERIFF'S OFFICE	4	0	4
MOUNT VERNON POLICE DEPARTMENT	8	0	8
ALL OTHER AGENCIES	0	0	0

\*\*Kentucky State Police Troopers may be assigned to multiple counties per post.



County Seat: Mt. Vernon  
Population: 17,006  
Registered Sex Offenders: 20

**ROCKCASTLE  
COUNTY**

Group A Offenses By Category	State Police		Sheriff		Mount Vernon		All Other Agencies		Total	
	Offenses		Offenses		Offenses		Offenses		Offenses	
	Reported	Cleared	Reported	Cleared	Reported	Cleared	Reported	Cleared	Reported	Cleared
Arson	0	0	0	0	1	0	0	0	1	0
Assault Offenses	27	26	7	7	5	3	0	0	39	36
Bribery	3	3	0	0	0	0	0	0	3	3
Burglary/Breaking and Entering	38	5	51	10	35	9	0	0	124	24
Counterfeiting/Forgery	5	3	20	2	99	7	0	0	124	12
Destruction/Damage/Vandalism Of Property	8	2	8	1	7	4	0	0	23	7
Drug/Narcotic Offenses	99	82	21	19	111	99	17	17	248	217
Embezzlement	0	0	0	0	0	0	0	0	0	0
Extortion/Blackmail	0	0	0	0	0	0	0	0	0	0
Fraud Offenses	6	6	1	1	98	3	0	0	105	10
Gambling Offenses	0	0	0	0	0	0	0	0	0	0
Homicide Offenses	0	0	0	0	0	0	0	0	0	0
Kidnapping/Abduction	0	0	0	0	0	0	0	0	0	0
Larceny/Theft Offenses	23	6	25	3	87	13	0	0	135	22
Motor Vehicle Theft	3	2	3	1	3	0	0	0	9	3
Pornography/Obscene Material	0	0	0	0	0	0	0	0	0	0
Prostitution Offenses	0	0	0	0	0	0	0	0	0	0
Robbery	2	0	1	0	1	0	0	0	4	0
Sex Offenses, Forcible	10	4	1	0	0	0	0	0	11	4
Sex Offenses, Nonforcible	3	1	0	0	0	0	0	0	3	1
Stolen Property Offenses (Receiving, etc.)	14	11	3	2	2	2	0	0	19	15
Weapon Law Violations	3	3	2	2	4	4	0	0	9	9
<b>Total</b>	<b>244</b>	<b>154</b>	<b>143</b>	<b>48</b>	<b>453</b>	<b>144</b>	<b>17</b>	<b>17</b>	<b>857</b>	<b>363</b>

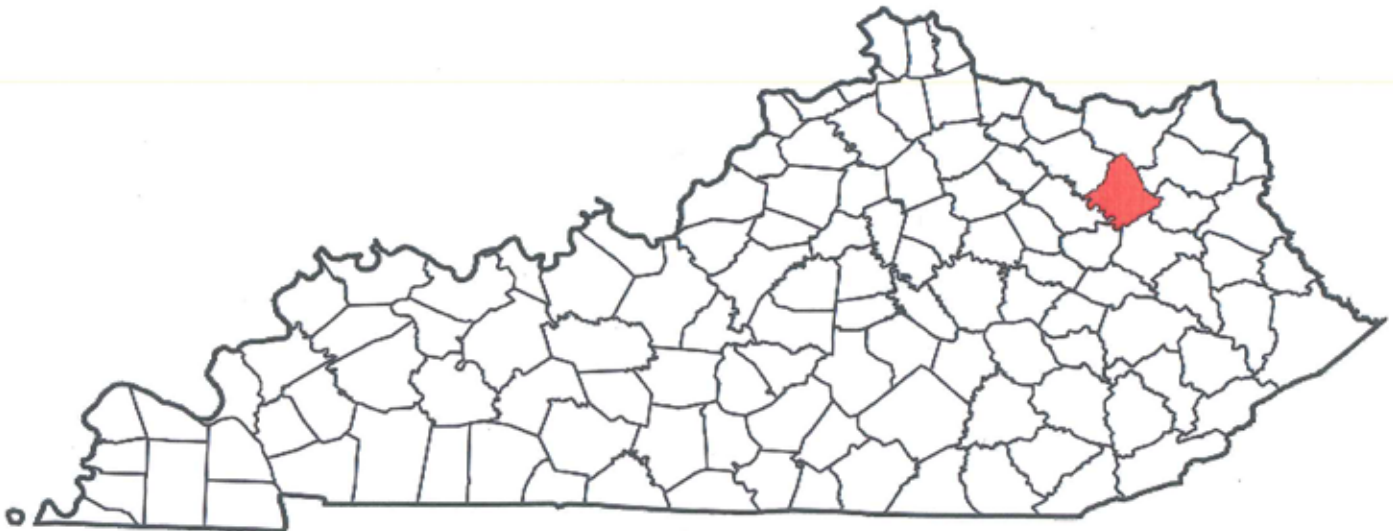
## Rowan County

A CRIME IS COMMITTED IN ROWAN COUNTY  
EVERY 6 HOURS AND 23 MINUTES

### FULL TIME SWORN LAW ENFORCEMENT EMPLOYEES

Agency	Male	Female	Total
STATE POLICE	21	1	22
ROWAN COUNTY SHERIFF'S OFFICE	11	0	11
MOREHEAD POLICE DEPARTMENT	20	0	20
MOREHEAD STATE UNIVERSITY	13	2	15
ALL OTHER AGENCIES	0	0	0

\*\*Kentucky State Police Troopers may be assigned to multiple counties per post.



County Seat: Morehead  
Population: 23,447  
Registered Sex Offenders: 26



**ROWAN  
COUNTY**

Group A Offenses By Category	State Police		Sheriff		Morehead		Morehead University		All Other Agencies		Total	
	Offenses		Offenses		Offenses		Offenses		Offenses		Offenses	
	Reported	Cleared	Reported	Cleared	Reported	Cleared	Reported	Cleared	Reported	Cleared	Reported	Cleared
Arson	0	0	0	0	0	0	0	0	0	0	0	0
Assault Offenses	88	81	32	15	10	4	64	39	0	0	194	139
Bribery	0	0	1	0	0	0	0	0	0	0	1	0
Burglary/Breaking and Entering	78	16	7	1	25	3	19	1	0	0	129	21
Counterfeiting/Forgery	29	22	34	23	1	0	62	40	0	0	126	85
Destruction/Damage/Vandalism Of Property	16	10	14	4	23	1	22	4	0	0	75	19
Drug/Narcotic Offenses	70	49	64	39	36	21	121	103	0	0	291	212
Embezzlement	0	0	0	0	0	0	0	0	0	0	0	0
Extortion/Blackmail	0	0	0	0	0	0	0	0	0	0	0	0
Fraud Offenses	42	32	10	3	1	1	11	2	0	0	64	38
Gambling Offenses	0	0	0	0	0	0	0	0	0	0	0	0
Homicide Offenses	0	0	1	1	0	0	0	0	0	0	1	1
Kidnapping/Abduction	2	2	0	0	1	0	1	0	0	0	4	2
Larceny/Theft Offenses	81	29	50	12	59	6	127	44	0	0	317	91
Motor Vehicle Theft	22	8	0	0	0	0	7	3	0	0	29	11
Pornography/Obscene Material	45	45	0	0	1	0	2	2	2	2	50	49
Prostitution Offenses	0	0	0	0	0	0	0	0	0	0	0	0
Robbery	2	0	1	0	1	0	1	0	0	0	5	0
Sex Offenses, Forcible	5	2	5	0	3	1	5	0	0	0	18	3
Sex Offenses, Nonforcible	2	1	0	0	0	0	1	0	0	0	3	1
Stolen Property Offenses (Receiving, etc.)	38	29	2	2	3	1	6	5	1	0	50	37
Weapon Law Violations	9	3	3	1	0	0	2	1	0	0	14	5
<b>Total</b>	<b>529</b>	<b>329</b>	<b>224</b>	<b>101</b>	<b>164</b>	<b>38</b>	<b>451</b>	<b>244</b>	<b>3</b>	<b>2</b>	<b>1371</b>	<b>714</b>

## Russell County

A CRIME IS COMMITTED IN RUSSELL COUNTY  
EVERY 15 HOURS AND 20 MINUTES

### FULL TIME SWORN LAW ENFORCEMENT EMPLOYEES

Agency	Male	Female	Total
STATE POLICE	3	0	3
RUSSELL COUNTY SHERIFF'S OFFICE	9	1	10
JAMESTOWN POLICE DEPARTMENT	4	1	5
RUSSELL SPRINGS POLICE DEPARTMENT	6	2	8
ALL OTHER AGENCIES	0	0	0

\*\*Kentucky State Police Troopers may be assigned to multiple counties per post.



County Seat: Jamestown  
Population: 17,497  
Registered Sex Offenders: 35

**RUSSELL  
COUNTY**

Group A Offenses By Category	State Police		Sheriff		Jamestown		Russell Springs		All Other Agencies		Total	
	Offenses		Offenses		Offenses		Offenses		Offenses		Offenses	
	Reported	Cleared	Reported	Cleared	Reported	Cleared	Reported	Cleared	Reported	Cleared	Reported	Cleared
Arson	4	0	0	0	0	0	0	0	0	0	0	0
Assault Offenses	22	16	15	14	20	18	43	40	0	0	100	88
Bribery	0	0	0	0	0	0	0	0	0	0	0	0
Burglary/Breaking and Entering	11	1	25	2	1	0	15	6	0	0	52	9
Counterfeiting/Forgery	1	1	1	0	3	3	9	6	0	0	14	10
Destruction/Damage/Vandalism Of Property	3	0	8	1	4	1	8	7	0	0	23	9
Drug/Narcotic Offenses	47	16	16	11	10	9	25	25	1	0	99	61
Embezzlement	0	0	0	0	0	0	0	0	0	0	0	0
Extortion/Blackmail	0	0	0	0	0	0	0	0	0	0	0	0
Fraud Offenses	6	1	4	3	0	0	8	5	2	1	20	10
Gambling Offenses	0	0	0	0	0	0	0	0	0	0	0	0
Homicide Offenses	3	3	0	0	0	0	0	0	0	0	3	3
Kidnapping/Abduction	1	1	2	1	0	0	1	1	0	0	4	3
Larceny/Theft Offenses	6	1	36	4	12	5	59	41	0	0	113	51
Motor Vehicle Theft	0	0	8	0	1	0	3	2	0	0	12	2
Pornography/Obscene Material	1	1	0	0	0	0	0	0	0	0	1	1
Prostitution Offenses	0	0	0	0	0	0	0	0	0	0	0	0
Robbery	3	1	1	0	0	0	2	1	0	0	6	2
Sex Offenses, Forcible	97	88	0	0	0	0	4	1	0	0	101	89
Sex Offenses, Nonforcible	1	0	0	0	0	0	0	0	0	0	1	0
Stolen Property Offenses (Receiving, etc.)	3	2	3	1	5	4	5	4	0	0	16	11
Weapon Law Violations	0	0	0	0	1	1	1	1	0	0	2	2
<b>Total</b>	<b>209</b>	<b>132</b>	<b>119</b>	<b>37</b>	<b>57</b>	<b>41</b>	<b>183</b>	<b>140</b>	<b>3</b>	<b>1</b>	<b>571</b>	<b>351</b>

## Scott County

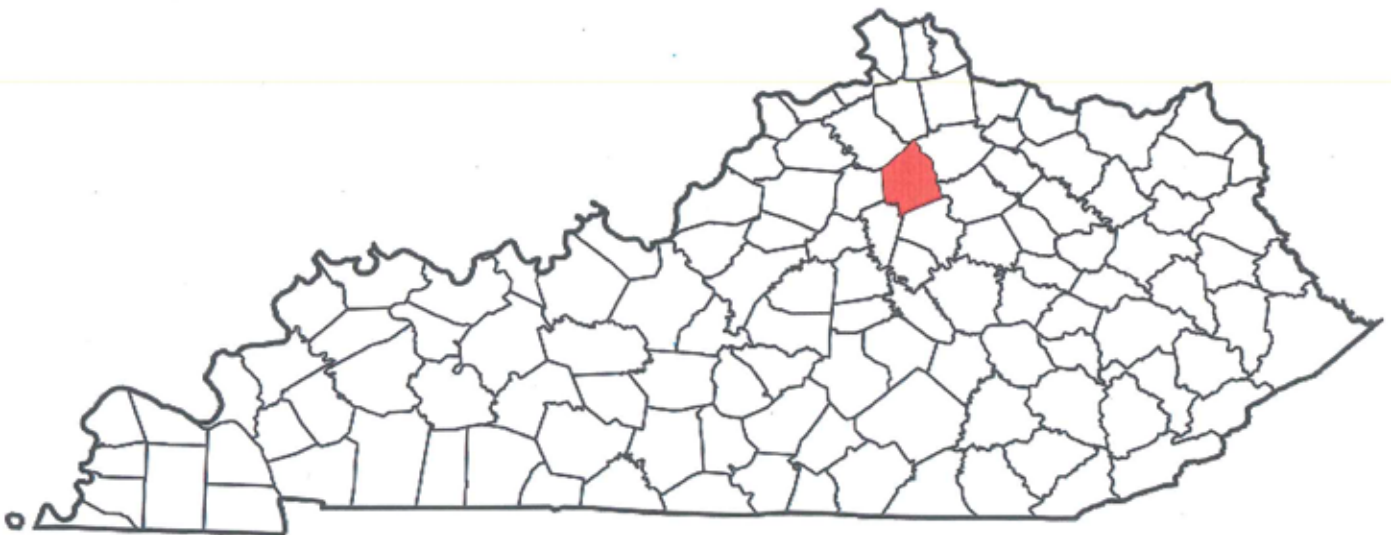
A CRIME IS COMMITTED IN SCOTT COUNTY  
EVERY 7 HOURS AND 2 MINUTES

### FULL TIME SWORN LAW ENFORCEMENT EMPLOYEES

Agency	Male	Female	Total
STATE POLICE	5	0	5
SCOTT COUNTY SHERIFF'S OFFICE	26	3	29
**GEORGETOWN POLICE DEPARTMENT	44	2	46
STAMPING GROUND POLICE DEPARTMENT	0	0	0
SADIEVILLE POLICE DEPARTMENT	1	0	1
ALL OTHER AGENCIES	0	0	0

\*\*Georgetown Police Department reported summary for a portion of the year before moving to eNIBRS.

\*\*Kentucky State Police Troopers may be assigned to multiple counties per post.



County Seat: Georgetown  
Population: 49,057  
Registered Sex Offenders: 40

# SCOTT COUNTY

Group A Offenses By Category	State Police		Sheriff		Georgetown PD		Stamping Ground		Sadieville PD		All Other Agencies		Total		
	Offenses		Offenses		Offenses		Offenses		Offenses		Offenses		Offenses		
	Reported	Cleared	Reported	Cleared	Reported	Cleared	Reported	Cleared	Reported	Cleared	Reported	Cleared	Reported	Cleared	
Arson	3	2	2	1	0	*	0	0	0	0	0	0	0	5	3
Assault Offenses	6	1	94	37	40	*	0	0	0	0	2	2	142	40	
Bribery	0	0	0	0	0	*	0	0	0	0	0	0	0	0	0
Burglary/Breaking and Entering	3	0	122	28	49	*	1	1	0	0	0	0	175	29	
Counterfeiting/Forgery	1	0	19	1	4	*	0	0	0	0	0	0	24	1	
Destruction/Damage/Vandalism Of Property	0	0	60	7	113	*	1	1	1	1	0	0	175	9	
Drug/Narcotic Offenses	73	38	76	70	64	*	0	0	0	0	3	3	216	111	
Embezzlement	0	0	0	0	0	*	0	0	0	0	0	0	0	0	
Extortion/Blackmail	0	0	0	0	0	*	0	0	0	0	0	0	0	0	
Fraud Offenses	8	1	16	2	12	*	0	0	0	0	1	1	37	4	
Gambling Offenses	0	0	0	0	0	*	0	0	0	0	0	0	0	0	
Homicide Offenses	0	0	0	0	0	*	0	0	0	0	0	0	0	0	
Kidnapping/Abduction	1	1	1	0	0	*	0	0	0	0	0	0	2	1	
Larceny/Theft Offenses	6	3	168	19	167	*	6	6	1	1	0	0	348	29	
Motor Vehicle Theft	3	1	20	6	8	*	0	0	1	1	0	0	32	8	
Pornography/Obscene Material	16	10	0	0	0	*	0	0	0	0	0	0	16	10	
Prostitution Offenses	0	0	0	0	0	*	0	0	0	0	0	0	0	0	
Robbery	0	0	3	2	1	*	0	0	0	0	0	0	4	2	
Sex Offenses, Forcible	7	3	15	13	7	*	0	0	0	0	0	0	29	16	
Sex Offenses, Nonforcible	0	0	0	0	0	*	0	0	0	0	0	0	0	0	
Stolen Property Offenses (Receiving, etc.)	2	2	20	7	5	*	0	0	0	0	0	0	27	9	
Weapon Law Violations	3	3	6	5	2	*	0	0	0	0	0	0	11	8	
<b>Total</b>	<b>132</b>	<b>65</b>	<b>622</b>	<b>198</b>	<b>472</b>	<b>*</b>	<b>8</b>	<b>8</b>	<b>3</b>	<b>3</b>	<b>6</b>	<b>6</b>	<b>1243</b>	<b>280</b>	

\*Clearance numbers are not collected for those agencies that submit data via their own Incident Based Reporting System.

Note: Georgetown Police Department reported Summary for a portion of the year before moving to eNIBRS. Additional data can be found in the Summary section of this publication.

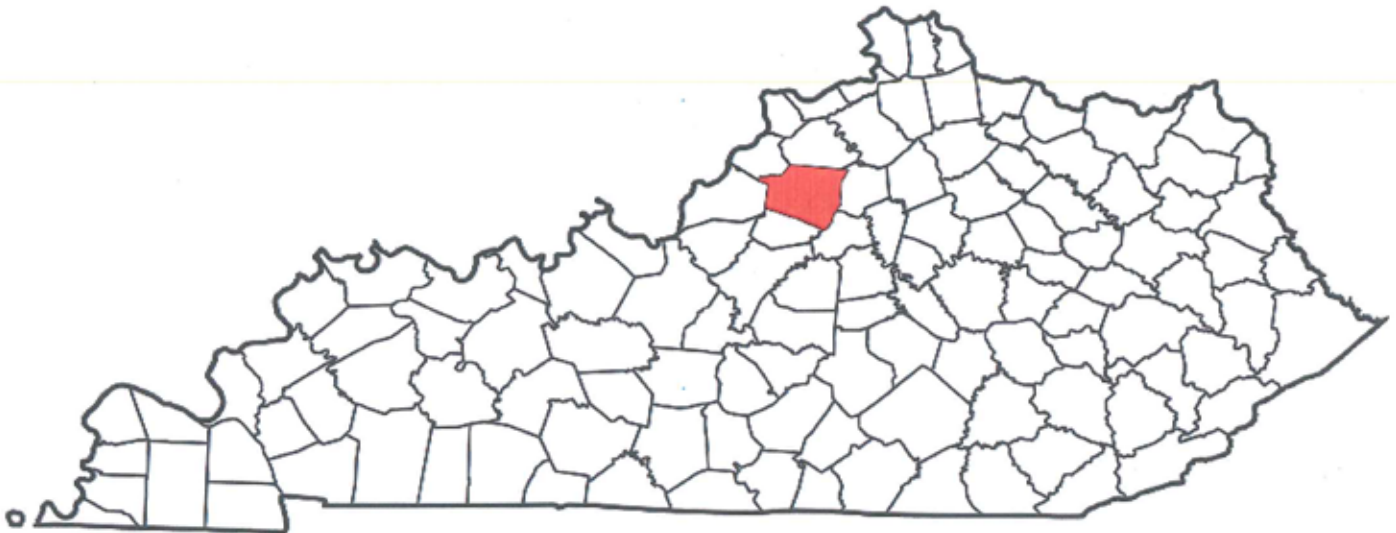
## Shelby County

A CRIME IS COMMITTED IN SHELBY COUNTY  
EVERY 4 HOURS AND 5 MINUTES

### FULL TIME SWORN LAW ENFORCEMENT EMPLOYEES

Agency	Male	Female	Total
STATE POLICE	2	1	3
SHELBY COUNTY SHERIFF'S OFFICE	19	3	22
SHELBYVILLE POLICE DEPARTMENT	20	1	21
SIMPSONVILLE POLICE DEPARTMENT	4	0	4
ALL OTHER AGENCIES	0	0	0

\*\*Kentucky State Police Troopers may be assigned to multiple counties per post.



County Seat: Shelbyville  
Population: 43,614  
Registered Sex Offenders: 69

**SHELBY  
COUNTY**

Group A Offenses By Category	State Police		Sheriff		Shelbyville		Simpsonville		All Other Agencies		Total	
	Offenses		Offenses		Offenses		Offenses		Offenses		Offenses	
	Reported	Cleared	Reported	Cleared	Reported	Cleared	Reported	Cleared	Reported	Cleared	Reported	Cleared
Arson	0	0	3	2	1	0	0	0	0	0	4	2
Assault Offenses	26	24	213	140	113	30	2	5	360	201		
Bribery	1	1	0	0	0	0	0	0	0	1	1	1
Burglary/Breaking and Entering	5	1	156	15	96	18	3	0	264	37		
Counterfeiting/Forgery	8	3	21	2	33	28	7	0	70	34		
Destruction/Damage/Vandalism Of Property	5	4	115	14	111	8	2	3	243	31		
Drug/Narcotic Offenses	45	37	110	94	49	48	5	8	217	192		
Embezzlement	0	0	0	0	0	0	0	0	0	0	0	0
Extortion/Blackmail	0	0	1	0	0	0	0	0	1	0	1	0
Fraud Offenses	6	5	69	4	120	4	3	2	200	15		
Gambling Offenses	0	0	0	0	0	0	0	0	0	0	0	0
Homicide Offenses	0	0	0	0	1	1	0	0	1	1	1	1
Kidnapping/Abduction	0	0	4	2	3	3	0	0	7	5		
Larceny/Theft Offenses	11	5	328	49	245	36	10	1	595	92		
Motor Vehicle Theft	5	1	26	5	14	3	0	0	45	9		
Pornography/Obscene Material	2	2	2	2	0	0	0	0	4	4		
Prostitution Offenses	0	0	0	0	0	0	0	0	0	0	0	0
Robbery	0	0	3	1	16	4	0	0	19	5		
Sex Offenses, Forcible	21	12	9	1	10	8	0	0	40	21		
Sex Offenses, Nonforcible	1	0	1	0	0	0	0	0	2	0	2	0
Stolen Property Offenses (Receiving, etc.)	0	0	19	12	5	3	0	2	26	17		
Weapon Law Violations	8	4	23	22	6	5	0	1	38	32		
<b>Total</b>	<b>144</b>	<b>99</b>	<b>1103</b>	<b>365</b>	<b>823</b>	<b>199</b>	<b>44</b>	<b>23</b>	<b>2137</b>	<b>699</b>		

## Simpson County

A CRIME IS COMMITTED IN SIMPSON COUNTY  
EVERY 5 HOURS AND 55 MINUTES

### FULL TIME SWORN LAW ENFORCEMENT EMPLOYEES

Agency	Male	Female	Total
STATE POLICE	6	0	6
SIMPSON COUNTY SHERIFF'S OFFICE	12	0	12
FRANKLIN POLICE DEPARTMENT	22	2	24
ALL OTHER AGENCIES	0	0	0

\*\*Kentucky State Police Troopers may be assigned to multiple counties per post.



County Seat: Franklin  
Population: 17,538  
Registered Sex Offenders: 40



**SIMPSON  
COUNTY**

Group A Offenses By Category	State Police		Sheriff		Franklin		All Other Agencies		Total	
	Offenses		Offenses		Offenses		Offenses		Offenses	
	Reported	Cleared	Reported	Cleared	Reported	Cleared	Reported	Cleared	Reported	Cleared
Arson	0	0	0	0	1	0	0	0	1	0
Assault Offenses	11	11	35	19	94	45	18	18	158	93
Bribery	0	0	2	2	0	0	0	0	2	2
Burglary/Breaking and Entering	4	0	54	6	89	14	0	0	147	20
Counterfeiting/Forgery	1	1	23	3	33	5	2	2	59	11
Destruction/Damage/Vandalism Of Property	1	1	35	7	126	15	1	1	163	24
Drug/Narcotic Offenses	29	18	84	61	139	104	174	51	426	234
Embezzlement	0	0	0	0	0	0	0	0	0	0
Extortion/Blackmail	0	0	0	0	0	0	0	0	0	0
Fraud Offenses	3	3	6	1	24	2	2	2	35	8
Gambling Offenses	0	0	0	0	0	0	0	0	0	0
Homicide Offenses	0	0	0	0	1	1	0	0	1	1
Kidnapping/Abduction	0	0	3	3	5	3	0	0	8	6
Larceny/Theft Offenses	1	1	80	12	295	46	2	1	378	60
Motor Vehicle Theft	1	0	6	1	12	2	0	0	19	3
Pornography/Obscene Material	0	0	0	0	1	1	0	0	1	1
Prostitution Offenses	0	0	0	0	0	0	0	0	0	0
Robbery	0	0	4	4	11	2	0	0	15	6
Sex Offenses, Forcible	0	0	11	3	19	15	0	0	30	18
Sex Offenses, Nonforcible	0	0	0	0	1	0	0	0	1	0
Stolen Property Offenses (Receiving, etc.)	1	0	2	2	22	9	0	0	25	11
Weapon Law Violations	0	0	1	1	7	5	1	0	9	6
<b>Total</b>	<b>52</b>	<b>35</b>	<b>346</b>	<b>125</b>	<b>880</b>	<b>269</b>	<b>200</b>	<b>75</b>	<b>1478</b>	<b>504</b>

## Spencer County

A CRIME IS COMMITTED IN SPENCER COUNTY  
EVERY 19 HOURS AND 20 MINUTES

### FULL TIME SWORN LAW ENFORCEMENT EMPLOYEES

Agency	Male	Female	Total
STATE POLICE	5	0	5
SPENCER COUNTY SHERIFF'S OFFICE	8	0	8
TAYLORSVILLE POLICE DEPARTMENT	5	0	5
ALL OTHER AGENCIES	0	0	0

\*\*Kentucky State Police Troopers may be assigned to multiple counties per post.



County Seat: Taylorsville  
Population: 17,416  
Registered Sex Offenders: 14

**SPENCER  
COUNTY**

Group A Offenses By Category	State Police		Sheriff		Taylorsville PD		All Other Agencies		-		Total	
	Offenses		Offenses		Offenses		Offenses		Offenses		Offenses	
	Reported	Cleared	Reported	Cleared	Reported	Cleared	Reported	Cleared	Reported	Cleared	Reported	Cleared
Arson	0	0	0	0	0	0	0	0	0	0	0	0
Assault Offenses	11	8	7	2	2	1	0	0	0	20	11	11
Bribery	0	0	0	0	0	0	0	0	0	0	0	0
Burglary/Breaking and Entering	10	0	30	5	10	2	0	0	0	50	7	7
Counterfeiting/Forgery	0	0	0	0	28	14	0	0	0	28	14	14
Destruction/Damage/Vandalism Of Property	8	1	23	5	20	5	0	0	0	51	11	11
Drug/Narcotic Offenses	31	21	5	2	33	24	0	0	0	69	47	47
Embezzlement	0	0	0	0	0	0	0	0	0	0	0	0
Extortion/Blackmail	0	0	0	0	0	0	0	0	0	0	0	0
Fraud Offenses	2	0	4	0	1	0	0	0	0	7	0	0
Gambling Offenses	0	0	0	0	0	0	0	0	0	0	0	0
Homicide Offenses	2	1	0	0	0	0	0	0	0	2	1	1
Kidnapping/Abduction	1	1	1	1	0	0	0	0	0	2	2	2
Larceny/Theft Offenses	10	2	43	4	34	18	0	0	0	87	24	24
Motor Vehicle Theft	1	1	4	0	1	0	0	0	0	6	1	1
Pornography/Obscene Material	0	0	0	0	0	0	0	0	0	0	0	0
Prostitution Offenses	0	0	0	0	0	0	0	0	0	0	0	0
Robbery	0	0	2	1	0	0	0	0	0	2	1	1
Sex Offenses, Forcible	111	4	2	0	1	1	0	0	0	114	5	5
Sex Offenses, Nonforcible	1	0	0	0	0	0	0	0	0	1	0	0
Stolen Property Offenses (Receiving, etc.)	1	1	0	0	2	2	0	0	0	3	3	3
Weapon Law Violations	11	11	0	0	0	0	0	0	0	11	11	11
<b>Total</b>	<b>200</b>	<b>51</b>	<b>121</b>	<b>20</b>	<b>132</b>	<b>67</b>	<b>0</b>	<b>0</b>	<b>0</b>	<b>453</b>	<b>138</b>	<b>138</b>

## Taylor County

A CRIME IS COMMITTED IN TAYLOR COUNTY  
EVERY 5 HOURS AND 32 MINUTES.

### FULL TIME SWORN LAW ENFORCEMENT EMPLOYEES

Agency	Male	Female	Total
STATE POLICE	2	0	2
TAYLOR COUNTY SHERIFF'S OFFICE	11	0	11
CAMPBELLSVILLE POLICE DEPARTMENT	19	1	20
ALL OTHER AGENCIES	0	0	0

\*\*Kentucky State Police Troopers may be assigned to multiple counties per post.



County Seat: Campbellsville  
Population: 24,691  
Registered Sex Offenders: 47

**TAYLOR  
COUNTY**

Group A Offenses By Category	State Police		Sheriff		Campbellsville		All Other Agencies		Total	
	Offenses		Offenses		Offenses		Offenses		Offenses	
	Reported	Cleared	Reported	Cleared	Reported	Cleared	Reported	Cleared	Reported	Cleared
Arson	0	0	1	0	2	0	0	0	3	0
Assault Offenses	8	6	84	40	221	69	0	0	313	115
Bribery	0	0	0	0	0	0	0	0	0	0
Burglary/Breaking and Entering	4	0	110	3	90	12	0	0	204	15
Counterfeiting/Forgery	3	2	107	2	18	2	0	0	128	6
Destruction/Damage/Vandalism Of Property	2	1	36	5	130	11	0	0	168	17
Drug/Narcotic Offenses	49	15	14	7	97	54	0	0	160	76
Embezzlement	0	0	0	0	0	0	0	0	0	0
Extortion/Blackmail	0	0	0	0	0	0	0	0	0	0
Fraud Offenses	2	0	17	2	26	3	0	0	45	5
Gambling Offenses	0	0	0	0	0	0	0	0	0	0
Homicide Offenses	0	0	0	0	3	1	0	0	3	1
Kidnapping/Abduction	0	0	0	0	1	0	0	0	1	0
Larceny/Theft Offenses	3	2	100	13	243	15	0	0	346	30
Motor Vehicle Theft	1	1	9	1	6	2	0	0	16	4
Pornography/Obscene Material	1	0	2	1	0	0	0	0	3	1
Prostitution Offenses	0	0	0	0	0	0	0	0	0	0
Robbery	1	0	2	1	15	2	0	0	18	3
Sex Offenses, Forcible	23	15	111	0	7	3	0	0	141	18
Sex Offenses, Nonforcible	0	0	0	0	0	0	0	0	0	0
Stolen Property Offenses (Receiving, etc.)	2	0	7	3	13	6	0	0	22	9
Weapon Law Violations	1	0	2	2	7	4	0	0	10	6
<b>Total</b>	<b>100</b>	<b>42</b>	<b>602</b>	<b>80</b>	<b>879</b>	<b>184</b>	<b>0</b>	<b>0</b>	<b>1581</b>	<b>306</b>

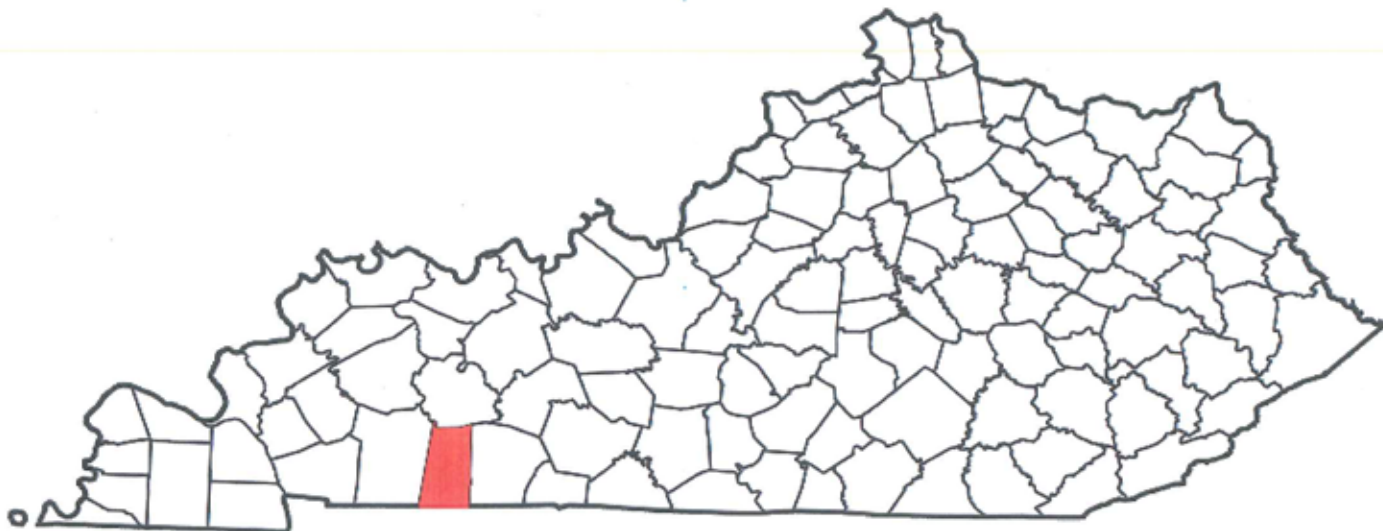
## Todd County

A CRIME IS COMMITTED IN TODD COUNTY  
EVERY 19 HOURS AND 20 MINUTES

### FULL TIME SWORN LAW ENFORCEMENT EMPLOYEES

Agency	Male	Female	Total
STATE POLICE	3	0	3
TODD COUNTY SHERIFF'S OFFICE	4	0	4
ELKTON POLICE DEPARTMENT	8	0	8
GUTHRIE POLICE DEPARTMENT	4	0	4
TRENTON POLICE DEPARTMENT	0	0	0
ALL OTHER AGENCIES	0	0	0

\*\*Kentucky State Police Troopers may be assigned to multiple counties per post.



County Seat: Elkton  
Population: 12,651  
Registered Sex Offenders: 21

TODD COUNTY

Group A Offenses By Category	State Police		Sheriff		Elkton		Guthrie		Trenton		All Other Agencies		Total		
	Offenses		Offenses		Offenses		Offenses		Offenses		Offenses		Offenses		
	Reported	Cleared	Reported	Cleared	Reported	Cleared	Reported	Cleared	Reported	Cleared	Reported	Cleared	Reported	Cleared	
Arson	1	0	0	0	0	0	0	0	0	0	0	0	0	1	0
Assault Offenses	5	5	31	21	19	15	6	3	2	2	0	0	0	63	46
Bribery	0	0	0	0	0	0	0	0	0	0	0	0	0	0	0
Burglary/Breaking and Entering	6	1	44	14	19	1	5	3	0	0	0	0	0	74	19
Counterfeiting/Forgery	0	0	7	5	2	1	1	1	0	0	0	0	0	10	7
Destruction/Damage/Vandalism Of Property	2	1	11	2	5	0	2	2	0	0	0	0	0	20	5
Drug/Narcotic Offenses	10	6	41	26	27	27	13	13	0	0	5	5	96	77	
Embezzlement	0	0	0	0	0	0	0	0	0	0	0	0	0	0	0
Extortion/Blackmail	0	0	0	0	0	0	0	0	0	0	0	0	0	0	0
Fraud Offenses	56	56	4	0	6	0	1	1	0	0	0	0	0	67	57
Gambling Offenses	0	0	0	0	0	0	0	0	0	0	0	0	0	0	0
Homicide Offenses	0	0	0	0	0	0	0	0	0	0	0	0	0	0	0
Kidnapping/Abduction	0	0	0	0	1	0	0	0	0	0	0	0	0	1	0
Larceny/Theft Offenses	4	0	33	6	17	8	13	7	0	0	0	0	0	67	21
Motor Vehicle Theft	1	0	6	0	5	1	1	0	0	0	0	0	0	13	1
Pornography/Obscene Material	0	0	0	0	0	0	0	0	0	0	0	0	0	0	0
Prostitution Offenses	0	0	0	0	0	0	0	0	0	0	0	0	0	0	0
Robbery	0	0	2	1	0	0	1	1	0	0	0	0	0	3	2
Sex Offenses, Forcible	3	2	0	0	6	3	0	0	0	0	0	0	0	9	5
Sex Offenses, Nonforcible	0	0	0	0	3	1	0	0	0	0	0	0	0	3	1
Stolen Property Offenses (Receiving, etc.)	1	0	7	3	6	4	6	5	0	0	0	0	0	20	12
Weapon Law Violations	0	0	6	5	0	0	0	0	0	0	0	0	0	6	5
<b>Total</b>	<b>89</b>	<b>71</b>	<b>192</b>	<b>83</b>	<b>116</b>	<b>61</b>	<b>49</b>	<b>36</b>	<b>2</b>	<b>2</b>	<b>5</b>	<b>5</b>	<b>453</b>	<b>258</b>	

## Trigg County

A CRIME IS COMMITTED IN TRIGG COUNTY  
EVERY 13 HOURS AND 10 MINUTES

### FULL TIME SWORN LAW ENFORCEMENT EMPLOYEES

Agency	Male	Female	Total
STATE POLICE	4	0	4
TRIGG COUNTY SHERIFF'S OFFICE	7	0	7
CADIZ POLICE DEPARTMENT	7	0	7
ALL OTHER AGENCIES	0	0	0

\*\*Kentucky State Police Troopers may be assigned to multiple counties per post.



County Seat: Cadiz  
Population: 14,447  
Registered Sex Offenders: 17



**TRIGG  
COUNTY**

Group A Offenses By Category	State Police		Sheriff		Cadiz		All Other Agencies		Total	
	Offenses		Offenses		Offenses		Offenses		Offenses	
	Reported	Cleared	Reported	Cleared	Reported	Cleared	Reported	Cleared	Reported	Cleared
Arson	0	0	0	0	0	0	0	0	0	0
Assault Offenses	15	14	35	20	74	66	0	0	124	100
Bribery	0	0	0	0	0	0	0	0	0	0
Burglary/Breaking and Entering	4	2	25	5	22	8	0	0	51	15
Counterfeiting/Forgery	0	0	0	0	13	3	0	0	13	3
Destruction/Damage/Vandalism Of Property	4	1	15	4	33	14	0	0	52	19
Drug/Narcotic Offenses	25	23	127	115	51	50	0	0	203	188
Embezzlement	0	0	0	0	0	0	0	0	0	0
Extortion/Blackmail	0	0	0	0	0	0	0	0	0	0
Fraud Offenses	2	0	5	1	10	1	0	0	17	2
Gambling Offenses	0	0	0	0	0	0	0	0	0	0
Homicide Offenses	0	0	0	0	0	0	0	0	0	0
Kidnapping/Abduction	1	0	2	1	1	1	0	0	4	2
Larceny/Theft Offenses	10	0	62	4	81	24	0	0	153	28
Motor Vehicle Theft	3	2	2	0	4	1	0	0	9	3
Pornography/Obscene Material	1	1	1	0	1	0	0	0	3	1
Prostitution Offenses	0	0	0	0	0	0	0	0	0	0
Robbery	0	0	0	0	2	2	0	0	2	2
Sex Offenses, Forcible	12	4	1	0	2	2	0	0	15	6
Sex Offenses, Nonforcible	5	5	0	0	0	0	0	0	5	5
Stolen Property Offenses (Receiving, etc.)	2	1	4	2	4	3	0	0	10	6
Weapon Law Violations	1	1	1	1	2	2	0	0	4	4
<b>Total</b>	<b>85</b>	<b>54</b>	<b>280</b>	<b>153</b>	<b>300</b>	<b>177</b>	<b>0</b>	<b>0</b>	<b>665</b>	<b>384</b>

## Trimble County

A CRIME IS COMMITTED IN TRIMBLE COUNTY  
EVERY 28 HOURS AND 4 MINUTES

### FULL TIME SWORN LAW ENFORCEMENT EMPLOYEES

Agency	Male	Female	Total
STATE POLICE	4	0	4
TRIMBLE COUNTY SHERIFF'S OFFICE	3	0	3
ALL OTHER AGENCIES	0	0	0

\*\*Kentucky State Police Troopers may be assigned to multiple counties per post.



County Seat: Bedford  
Population: 8,787  
Registered Sex Offenders: 19

**TRIMBLE  
COUNTY**

Group A Offenses By Category	State Police		Sheriff		All Other Agencies		-		Total	
	Offenses		Offenses		Offenses		Offenses		Offenses	
	Reported	Cleared	Reported	Cleared	Reported	Cleared	Reported	Cleared	Reported	Cleared
Arson	1	0	0	0	0	0	0	0	1	0
Assault Offenses	58	53	3	3	0	0	0	0	61	56
Bribery	0	0	0	0	0	0	0	0	0	0
Burglary/Breaking and Entering	34	3	0	0	0	0	0	0	34	3
Counterfeiting/Forgery	4	4	0	0	0	0	0	0	4	4
Destruction/Damage/Vandalism Of Property	11	6	0	0	0	0	0	0	11	6
Drug/Narcotic Offenses	132	105	0	0	0	0	0	0	132	105
Embezzlement	0	0	0	0	0	0	0	0	0	0
Extortion/Blackmail	0	0	0	0	0	0	0	0	0	0
Fraud Offenses	3	2	0	0	0	0	0	0	3	2
Gambling Offenses	0	0	0	0	0	0	0	0	0	0
Homicide Offenses	0	0	0	0	0	0	0	0	0	0
Kidnapping/Abduction	0	0	0	0	0	0	0	0	0	0
Larceny/Theft Offenses	24	7	1	1	0	0	0	0	25	8
Motor Vehicle Theft	6	4	0	0	0	0	0	0	6	4
Pornography/Obscene Material	1	1	0	0	0	0	0	0	1	1
Prostitution Offenses	0	0	0	0	0	0	0	0	0	0
Robbery	0	0	0	0	0	0	0	0	0	0
Sex Offenses, Forcible	24	19	0	0	0	0	0	0	24	19
Sex Offenses, Nonforcible	2	1	0	0	0	0	0	0	2	1
Stolen Property Offenses (Receiving, etc.)	3	2	0	0	0	0	0	0	3	2
Weapon Law Violations	5	5	0	0	0	0	0	0	5	5
<b>Total</b>	<b>308</b>	<b>212</b>	<b>4</b>	<b>4</b>	<b>0</b>	<b>0</b>	<b>0</b>	<b>0</b>	<b>312</b>	<b>216</b>

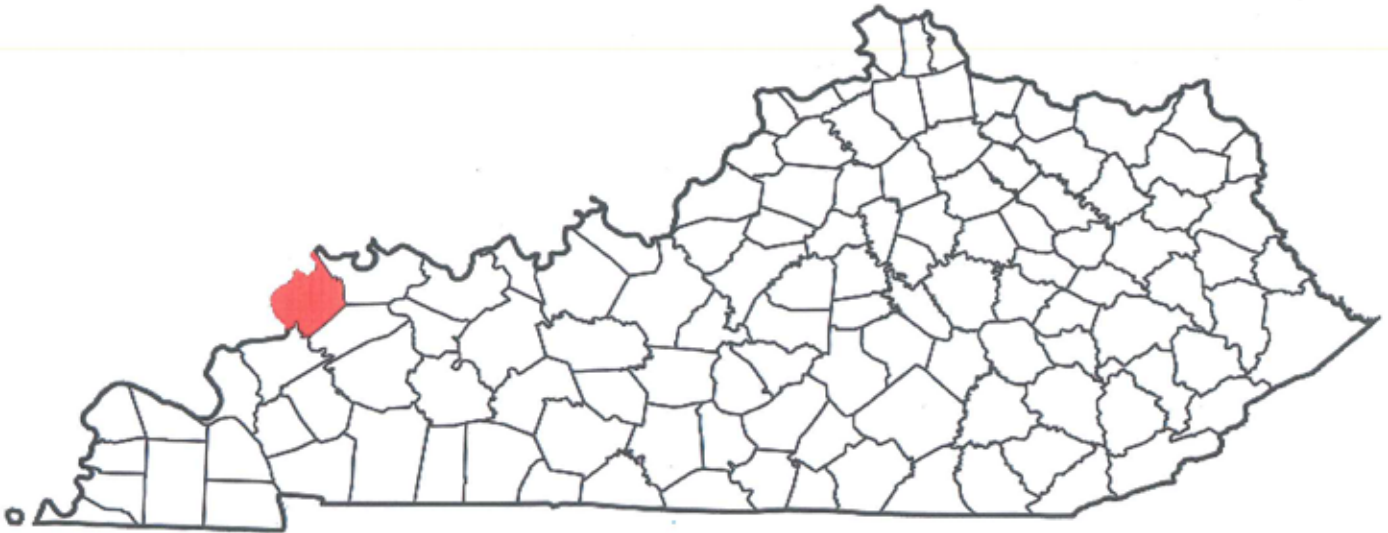
## Union County

A CRIME IS COMMITTED IN UNION COUNTY  
EVERY 11 HOURS AND 9 MINUTES

### FULL TIME SWORN LAW ENFORCEMENT EMPLOYEES

Agency	Male	Female	Total
STATE POLICE	4	0	4
UNION COUNTY SHERIFF'S OFFICE	7	1	8
MORGANFIELD POLICE DEPARTMENT	9	0	9
STURGIS POLICE DEPARTMENT	2	0	2
UNIONTOWN POLICE DEPARTMENT	2	0	2
ALL OTHER AGENCIES	0	0	0

\*\*Kentucky State Police Troopers may be assigned to multiple counties per post.



County Seat: Morganfield  
Population: 14,850  
Registered Sex Offenders: 18

**UNION  
COUNTY**

Group A Offenses By Category	State Police		Sheriff		Morganfield		Sturgis		Uniontown		All Other Agencies		Total	
	Offenses		Offenses		Offenses		Offenses		Offenses		Offenses		Offenses	
	Reported	Cleared	Reported	Cleared	Reported	Cleared	Reported	Cleared	Reported	Cleared	Reported	Cleared	Reported	Cleared
Arson	0	0	2	1	1	1	0	0	0	0	0	0	3	2
Assault Offenses	33	30	39	28	22	21	5	4	7	3	0	0	106	86
Bribery	0	0	0	0	0	0	0	0	0	0	0	0	0	0
Burglary/Breaking and Entering	14	4	18	7	9	5	3	1	4	1	0	0	48	18
Counterfeiting/Forgery	1	0	65	25	1	0	0	0	1	0	0	0	68	25
Destruction/Damage/Vandalism Of Property	11	1	18	14	9	2	3	0	7	1	0	0	48	18
Drug/Narcotic Offenses	64	55	56	50	95	89	0	0	11	11	0	0	226	205
Embezzlement	0	0	0	0	0	0	0	0	0	0	0	0	0	0
Extortion/Blackmail	0	0	0	0	0	0	0	0	0	0	0	0	0	0
Fraud Offenses	4	1	42	6	4	2	0	0	1	1	0	0	51	10
Gambling Offenses	0	0	0	0	0	0	0	0	0	0	0	0	0	0
Homicide Offenses	0	0	0	0	0	0	0	0	0	0	0	0	0	0
Kidnapping/Abduction	1	0	1	1	0	0	0	0	0	0	0	0	2	1
Larceny/Theft Offenses	10	3	102	37	42	16	5	2	13	2	0	0	172	60
Motor Vehicle Theft	2	1	4	2	0	0	0	0	1	0	0	0	7	3
Pornography/Obscene Material	1	0	0	0	0	0	0	0	0	0	0	0	1	0
Prostitution Offenses	0	0	0	0	0	0	0	0	0	0	0	0	0	0
Robbery	3	1	0	0	0	0	0	0	0	0	0	0	3	1
Sex Offenses, Forcible	8	8	5	5	0	0	0	0	0	0	0	0	13	13
Sex Offenses, Nonforcible	0	0	6	6	0	0	0	0	0	0	0	0	6	6
Stolen Property Offenses (Receiving, etc.)	10	9	5	3	2	2	0	0	0	0	0	0	17	14
Weapon Law Violations	3	3	7	6	2	2	0	0	2	1	0	0	14	12
<b>Total</b>	<b>165</b>	<b>116</b>	<b>370</b>	<b>191</b>	<b>187</b>	<b>140</b>	<b>16</b>	<b>7</b>	<b>47</b>	<b>20</b>	<b>0</b>	<b>0</b>	<b>785</b>	<b>474</b>

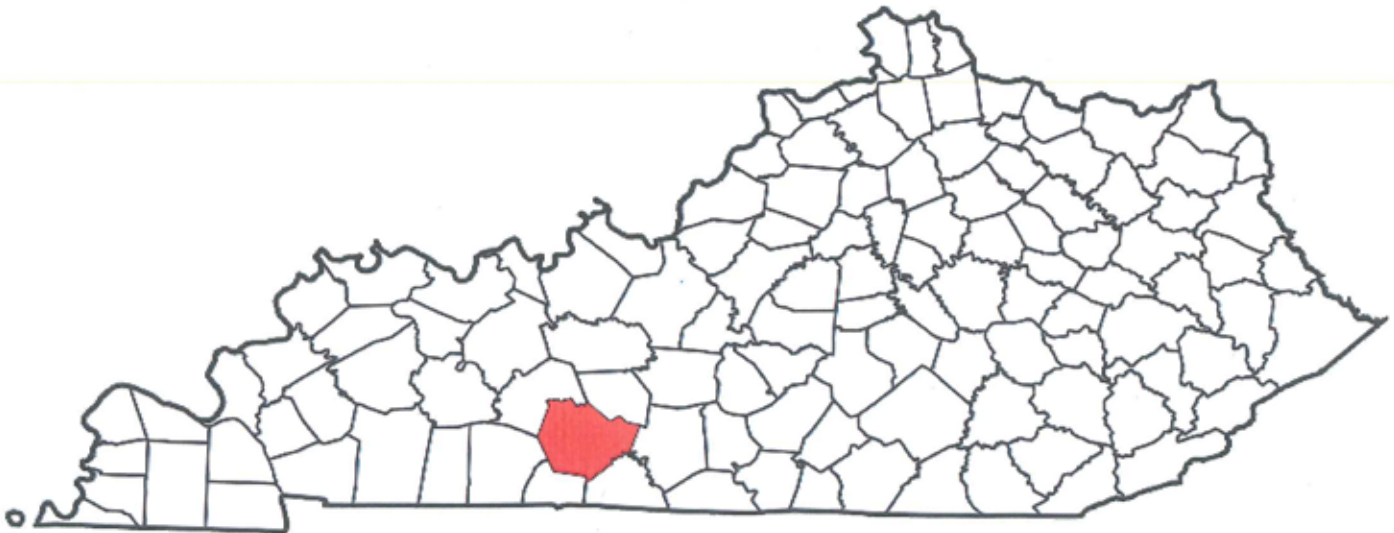
## Warren County

A CRIME IS COMMITTED IN WARREN COUNTY  
EVERY 58 MINUTES

### FULL TIME SWORN LAW ENFORCEMENT EMPLOYEES

Agency	Male	Female	Total
STATE POLICE	34	1	35
WARREN COUNTY SHERIFF'S OFFICE	44	1	45
BOWLING GREEN POLICE DEPARTMENT	99	13	112
SMITHS GROVE POLICE DEPARTMENT	1	0	1
WESTERN KENTUCKY UNIVERSITY	27	1	28
ALL OTHER AGENCIES	0	0	0

\*\*Kentucky State Police Troopers may be assigned to multiple counties per post.



County Seat: Bowling Green  
Population: 117,110  
Registered Sex Offenders: 109

**WARREN  
COUNTY**

Group A Offenses	State Police		Sheriff		Bowling Green		Smiths Grove		Western KY Univ.		All Other Agencies		Total	
	Offenses		Offenses		Offenses		Offenses		Offenses		Offenses		Offenses	
	Reported	Cleared	Reported	Cleared	Reported	Cleared	Reported	Cleared	Reported	Cleared	Reported	Cleared	Reported	Cleared
Arson	1	0	1	0	5	1	0	0	1	0	0	0	8	1
Assault Offenses	104	90	216	72	846	136	0	0	47	22	1	1	1214	321
Bribery	2	0	1	1	0	0	0	0	0	0	0	0	3	1
Burglary/Breaking and Entering	41	15	161	16	548	15	2	2	66	2	0	0	818	50
Counterfeiting/Forgery	10	8	24	16	201	5	0	0	4	2	1	1	240	32
Destruction/Damage/Vandalism Of Property	28	13	177	28	976	49	3	3	59	4	1	1	1244	98
Drug/Narcotic Offenses	192	168	206	111	578	134	1	1	156	132	15	12	1148	558
Embezzlement	0	0	0	0	0	0	0	0	0	0	0	0	0	0
Extortion/Blackmail	0	0	0	0	1	1	0	0	0	0	0	0	1	1
Fraud Offenses	16	7	40	6	213	12	1	0	3	0	4	0	277	25
Gambling Offenses	0	0	0	0	0	0	0	0	0	0	0	0	0	0
Homicide Offenses	0	0	0	0	5	0	0	0	0	0	0	0	5	0
Kidnapping/Abduction	1	1	3	0	11	2	0	0	1	0	0	0	16	3
Larceny/Theft Offenses	49	21	364	22	2653	459	9	7	159	17	2	2	3236	528
Motor Vehicle Theft	9	1	31	3	161	14	0	0	1	0	0	0	202	18
Pornography/Obscene Material	26	4	0	0	89	1	0	0	0	0	22	22	137	27
Prostitution Offenses	0	0	0	0	2	0	0	0	0	0	0	0	2	0
Robbery	0	0	5	0	80	10	0	0	1	0	0	0	86	10
Sex Offenses, Forcible	53	13	19	1	112	4	0	0	1	0	0	0	185	18
Sex Offenses, Nonforcible	0	0	2	0	14	1	0	0	1	0	0	0	17	1
Stolen Property Offenses (Receiving, etc.)	22	19	10	2	61	20	0	0	3	2	1	1	97	44
Weapon Law Violations	11	11	33	26	26	10	0	0	4	4	3	3	77	54
<b>Total</b>	<b>565</b>	<b>371</b>	<b>1293</b>	<b>304</b>	<b>6582</b>	<b>874</b>	<b>16</b>	<b>13</b>	<b>507</b>	<b>185</b>	<b>50</b>	<b>43</b>	<b>9013</b>	<b>1790</b>

## Washington County

A CRIME IS COMMITTED IN WASHINGTON COUNTY  
EVERY 37 HOURS AND 55 MINUTES

### FULL TIME SWORN LAW ENFORCEMENT EMPLOYEES

Agency	Male	Female	Total
STATE POLICE	2	0	2
WASHINGTON COUNTY SHERIFF'S OFFICE	3	2	5
SPRINGFIELD POLICE DEPARTMENT	8	0	8
ALL OTHER AGENCIES	0	0	0

\*\*Kentucky State Police Troopers may be assigned to multiple counties per post.



County Seat: Springfield  
Population: 11,833  
Registered Sex Offenders: 23



**WASHINGTON  
COUNTY**

Group A Offenses By Category	State Police		Sheriff		Springfield		All Other Agencies		Total	
	Offenses		Offenses		Offenses		Offenses		Offenses	
	Reported	Cleared	Reported	Cleared	Reported	Cleared	Reported	Cleared	Reported	Cleared
Arson	1	0	0	0	1	0	0	0	2	0
Assault Offenses	24	21	7	6	13	5	0	0	44	32
Bribery	0	0	0	0	0	0	0	0	0	0
Burglary/Breaking and Entering	5	0	19	1	14	3	0	0	38	4
Counterfeiting/Forgery	0	0	3	0	4	1	0	0	7	1
Destruction/Damage/Vandalism Of Property	3	2	5	1	9	1	0	0	17	4
Drug/Narcotic Offenses	25	14	1	0	7	3	3	3	36	20
Embezzlement	0	0	0	0	0	0	0	0	0	0
Extortion/Blackmail	0	0	0	0	0	0	0	0	0	0
Fraud Offenses	0	0	8	0	0	0	0	0	8	0
Gambling Offenses	0	0	0	0	0	0	0	0	0	0
Homicide Offenses	0	0	0	0	0	0	0	0	0	0
Kidnapping/Abduction	0	0	0	0	0	0	0	0	0	0
Larceny/Theft Offenses	2	0	12	0	9	1	0	0	23	1
Motor Vehicle Theft	1	0	2	0	5	1	0	0	8	1
Pornography/Obscene Material	38	36	0	0	0	0	0	0	38	36
Prostitution Offenses	0	0	0	0	0	0	0	0	0	0
Robbery	0	0	0	0	1	0	0	0	1	0
Sex Offenses, Forcible	4	3	0	0	0	0	0	0	4	3
Sex Offenses, Nonforcible	1	0	0	0	0	0	0	0	1	0
Stolen Property Offenses (Receiving, etc.)	1	1	0	0	0	0	0	0	1	1
Weapon Law Violations	1	1	1	1	1	1	0	0	3	3
<b>Total</b>	<b>106</b>	<b>78</b>	<b>58</b>	<b>9</b>	<b>64</b>	<b>16</b>	<b>3</b>	<b>3</b>	<b>231</b>	<b>106</b>

## Wayne County

A CRIME IS COMMITTED IN WAYNE COUNTY  
EVERY 16 HOURS AND 18 MINUTES

### FULL TIME SWORN LAW ENFORCEMENT EMPLOYEES

Agency	Male	Female	Total
STATE POLICE	3	0	3
WAYNE COUNTY SHERIFF'S OFFICE	10	1	11
MONTICELLO POLICE DEPARTMENT	10	0	10
ALL OTHER AGENCIES	0	0	0

\*\*Kentucky State Police Troopers may be assigned to multiple counties per post.



County Seat: Monticello  
Population: 20,824  
Registered Sex Offenders: 22

**WAYNE  
COUNTY**

Group A Offenses By Category	State Police		Sheriff		Monticello		All Other Agencies		Total	
	Offenses		Offenses		Offenses		Offenses		Offenses	
	Reported	Cleared	Reported	Cleared	Reported	Cleared	Reported	Cleared	Reported	Cleared
Arson	1	1	0	0	0	0	0	0	1	1
Assault Offenses	3	3	3	0	27	18	0	0	33	21
Bribery	0	0	0	0	0	0	0	0	0	0
Burglary/Breaking and Entering	4	2	10	1	61	8	0	0	75	11
Counterfeiting/Forgery	1	0	0	0	27	2	0	0	28	2
Destruction/Damage/Vandalism Of Property	0	0	1	0	25	6	0	0	26	6
Drug/Narcotic Offenses	13	0	6	0	38	29	58	16	115	45
Embezzlement	0	0	0	0	0	0	0	0	0	0
Extortion/Blackmail	0	0	0	0	0	0	0	0	0	0
Fraud Offenses	0	0	1	0	13	0	0	0	14	0
Gambling Offenses	0	0	0	0	0	0	0	0	0	0
Homicide Offenses	0	0	0	0	1	1	0	0	1	1
Kidnapping/Abduction	0	0	0	0	1	1	0	0	1	1
Larceny/Theft Offenses	3	2	6	0	203	47	0	0	212	49
Motor Vehicle Theft	0	0	2	0	6	1	0	0	8	1
Pornography/Obscene Material	1	0	0	0	0	0	0	0	1	0
Prostitution Offenses	0	0	0	0	0	0	0	0	0	0
Robbery	0	0	0	0	4	0	0	0	4	0
Sex Offenses, Forcible	6	3	0	0	2	1	0	0	8	4
Sex Offenses, Nonforcible	2	0	0	0	0	0	0	0	2	0
Stolen Property Offenses (Receiving, etc.)	0	0	0	0	6	5	0	0	6	5
Weapon Law Violations	0	0	1	0	1	1	0	0	2	1
<b>Total</b>	<b>34</b>	<b>11</b>	<b>30</b>	<b>1</b>	<b>415</b>	<b>120</b>	<b>58</b>	<b>16</b>	<b>537</b>	<b>148</b>

## Webster County

A CRIME IS COMMITTED IN WEBSTER COUNTY  
EVERY 26 HOURS AND 13 MINUTES

### FULL TIME SWORN LAW ENFORCEMENT EMPLOYEES

Agency	Male	Female	Total
STATE POLICE	2	0	2
WEBSTER COUNTY SHERIFF'S OFFICE	6	0	6
CLAY POLICE DEPARTMENT	2	0	2
PROVIDENCE POLICE DEPARTMENT	6	0	6
SEBREE POLICE DEPARTMENT	1	0	1
ALL OTHER AGENCIES	0	0	0

\*\*Kentucky State Police Troopers may be assigned to multiple counties per post.



County Seat: Dixon  
Population: 13,583  
Registered Sex Offenders: 28

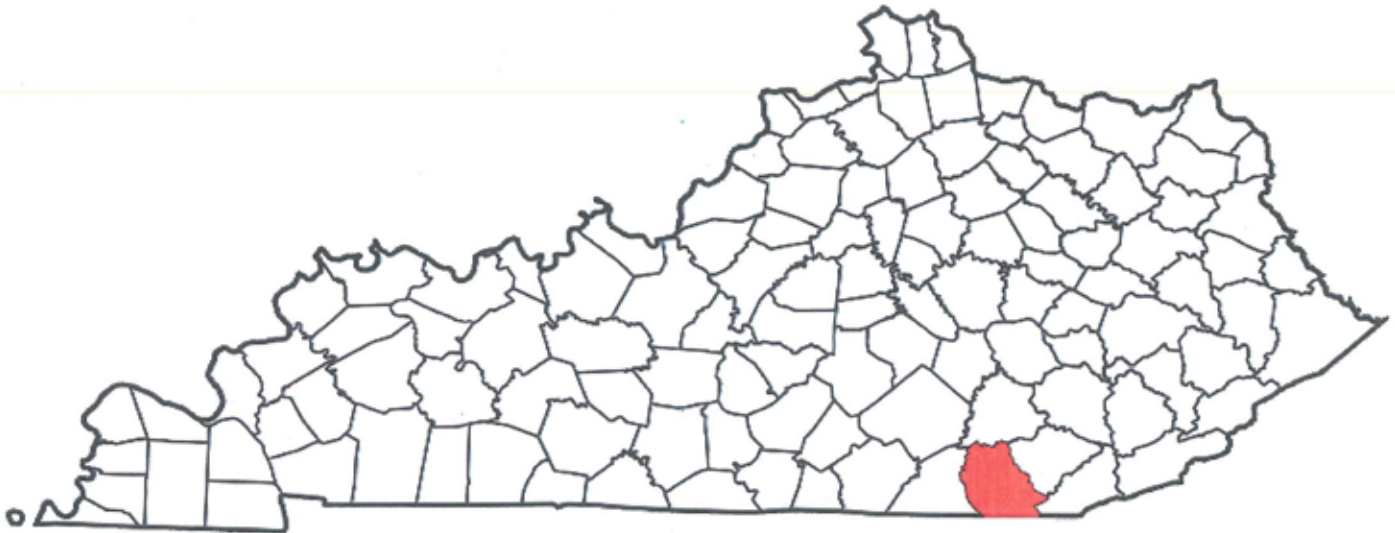
## Whitley County

A CRIME IS COMMITTED IN WHITLEY COUNTY  
EVERY 5 HOURS AND 2 MINUTES

### FULL TIME SWORN LAW ENFORCEMENT EMPLOYEES

Agency	Male	Female	Total
STATE POLICE	7	1	8
WHITLEY COUNTY SHERIFF'S OFFICE	14	0	14
CORBIN POLICE DEPARTMENT	22	0	22
WILLIAMSBURG POLICE DEPARTMENT	12	0	12
ALL OTHER AGENCIES	0	0	0

\*\*Kentucky State Police Troopers may be assigned to multiple counties per post.



County Seat: Williamsburg  
Population: 35,499  
Registered Sex Offenders: 66

**WHITLEY  
COUNTY**

Group A Offenses By Category	State Police		Sheriff		Corbin		Williamsburg		All Other Agencies		Total	
	Offenses		Offenses		Offenses		Offenses		Offenses		Offenses	
	Reported	Cleared	Reported	Cleared	Reported	Cleared	Reported	Cleared	Reported	Cleared	Reported	Cleared
Arson	0	0	1	0	3	1	2	0	0	0	6	1
Assault Offenses	28	26	24	9	36	16	18	5	0	0	106	56
Bribery	0	0	0	0	0	0	0	0	0	0	0	0
Burglary/Breaking and Entering	17	2	97	9	79	4	43	5	0	0	236	20
Counterfeiting/Forgery	2	0	1	0	25	1	13	0	0	0	41	1
Destruction/Damage/Vandalism Of Property	6	3	26	0	64	6	19	3	1	0	116	12
Drug/Narcotic Offenses	232	58	100	6	215	174	28	11	4	2	579	251
Embezzlement	0	0	0	0	0	0	0	0	0	0	0	0
Extortion/Blackmail	0	0	0	0	0	0	0	0	0	0	0	0
Fraud Offenses	6	2	4	3	45	5	20	5	1	1	76	16
Gambling Offenses	0	0	0	0	0	0	0	0	0	0	0	0
Homicide Offenses	0	0	4	3	2	1	0	0	0	0	6	4
Kidnapping/Abduction	0	0	1	0	2	0	2	1	0	0	5	1
Larceny/Theft Offenses	26	3	77	4	214	33	89	9	2	0	408	49
Motor Vehicle Theft	5	1	13	1	10	2	5	1	0	0	33	5
Pornography/Obscene Material	1	1	0	0	0	0	1	0	0	0	2	1
Prostitution Offenses	0	0	0	0	0	0	0	0	0	0	0	0
Robbery	0	0	4	1	5	4	0	0	0	0	9	5
Sex Offenses, Forcible	40	36	1	0	6	3	1	0	0	0	48	39
Sex Offenses, Nonforcible	0	0	0	0	1	1	0	0	0	0	1	1
Stolen Property Offenses (Receiving, etc.)	8	5	10	6	12	6	18	4	1	1	49	22
Weapon Law Violations	1	0	3	2	7	7	3	1	0	0	14	10
<b>Total</b>	<b>372</b>	<b>137</b>	<b>366</b>	<b>44</b>	<b>726</b>	<b>264</b>	<b>262</b>	<b>45</b>	<b>9</b>	<b>4</b>	<b>1735</b>	<b>494</b>

## Wolfe County

A CRIME IS COMMITTED IN WOLFE COUNTY  
EVERY 41 HOURS AND 30 MINUTES

### FULL TIME SWORN LAW ENFORCEMENT EMPLOYEES

Agency	Male	Female	Total
STATE POLICE	7	0	7
WOLFE COUNTY SHERIFF'S OFFICE	4	0	4
ALL OTHER AGENCIES	0	0	0

\*\*Kentucky State Police Troopers may be assigned to multiple counties per post.



County Seat: Campton  
Population: 7,164  
Registered Sex Offenders: 22

**WOLFE  
COUNTY**

Group A Offenses By Category	State Police		Sheriff		All Other Agencies		-		Total	
	Offenses		Offenses		Offenses		Offenses		Offenses	
	Reported	Cleared	Reported	Cleared	Reported	Cleared	Reported	Cleared	Reported	Cleared
Arson	1	1	0	0	0	0	0	0	1	1
Assault Offenses	28	27	0	0	0	0	0	0	28	27
Bribery	0	0	0	0	0	0	0	0	0	0
Burglary/Breaking and Entering	24	5	16	2	0	0	0	0	40	7
Counterfeiting/Forgery	6	6	0	0	0	0	0	0	6	6
Destruction/Damage/Vandalism Of Property	4	1	8	1	0	0	0	0	12	2
Drug/Narcotic Offenses	52	40	6	0	4	4	0	0	62	44
Embezzlement	0	0	0	0	0	0	0	0	0	0
Extortion/Blackmail	0	0	0	0	0	0	0	0	0	0
Fraud Offenses	0	0	4	0	0	0	0	0	4	0
Gambling Offenses	0	0	0	0	0	0	0	0	0	0
Homicide Offenses	0	0	0	0	0	0	0	0	0	0
Kidnapping/Abduction	0	0	0	0	0	0	0	0	0	0
Larceny/Theft Offenses	10	6	18	2	0	0	0	0	28	8
Motor Vehicle Theft	9	5	2	1	0	0	0	0	11	6
Pornography/Obscene Material	0	0	0	0	0	0	0	0	0	0
Prostitution Offenses	0	0	0	0	0	0	0	0	0	0
Robbery	0	0	0	0	0	0	0	0	0	0
Sex Offenses, Forcible	4	1	0	0	0	0	0	0	4	1
Sex Offenses, Nonforcible	0	0	0	0	0	0	0	0	0	0
Stolen Property Offenses (Receiving, etc.)	5	4	2	0	0	0	0	0	7	4
Weapon Law Violations	8	8	0	0	0	0	0	0	8	8
<b>Total</b>	<b>151</b>	<b>104</b>	<b>56</b>	<b>6</b>	<b>4</b>	<b>4</b>	<b>0</b>	<b>0</b>	<b>211</b>	<b>114</b>



## Woodford County

A CRIME IS COMMITTED IN WOODFORD COUNTY  
EVERY 4 HOURS AND 19 MINUTES

### FULL TIME SWORN LAW ENFORCEMENT EMPLOYEES

Agency	Male	Female	Total
STATE POLICE	2	0	2
WOODFORD COUNTY SHERIFF'S OFFICE	8	1	9
VERSAILLES POLICE DEPARTMENT	33	3	36
ALL OTHER AGENCIES	0	0	0

\*\*Kentucky State Police Troopers may be assigned to multiple counties per post.



County Seat: Versailles  
Population: 25,077  
Registered Sex Offenders: 22

**WOODFORD  
COUNTY**

Group A Offenses By Category	State Police		Sheriff		Versailles		All Other Agencies		Total	
	Reported	Cleared	Reported	Cleared	Reported	Cleared	Reported	Cleared	Reported	Cleared
Atson	0	0	0	0	5	0	0	0	5	0
Assault Offenses	15	12	4	2	290	128	0	0	309	142
Bribery	0	0	0	0	0	0	0	0	0	0
Burglary/Breaking and Entering	0	0	2	0	169	6	0	0	171	6
Counterfeiting/Forgery	3	3	27	0	95	23	0	0	125	26
Destruction/Damage/Vandalism Of Property	2	2	1	0	236	19	0	0	239	21
Drug/Narcotic Offenses	22	16	3	2	327	199	0	0	352	217
Embezzlement	0	0	0	0	0	0	0	0	0	0
Extortion/Blackmail	0	0	0	0	0	0	0	0	0	0
Fraud Offenses	2	0	8	0	60	6	1	1	71	7
Gambling Offenses	0	0	0	0	0	0	0	0	0	0
Homicide Offenses	0	0	0	0	2	0	0	0	2	0
Kidnapping/Abduction	0	0	0	0	3	2	0	0	3	2
Larceny/Theft Offenses	3	0	11	0	608	85	0	0	622	85
Motor Vehicle Theft	1	0	2	0	29	6	0	0	32	6
Pornography/Obscene Material	17	17	0	0	1	0	0	0	18	17
Prostitution Offenses	0	0	0	0	0	0	0	0	0	0
Robbery	0	0	0	0	6	3	0	0	6	3
Sex Offenses, Forcible	1	0	2	1	38	3	0	0	41	4
Sex Offenses, Nonforcible	0	0	0	0	1	1	0	0	1	1
Stolen Property Offenses (Receiving, etc.)	0	0	1	0	14	2	0	0	15	2
Weapon Law Violations	0	0	0	0	14	6	0	0	14	6
<b>Total</b>	<b>66</b>	<b>50</b>	<b>61</b>	<b>5</b>	<b>1898</b>	<b>489</b>	<b>1</b>	<b>1</b>	<b>2026</b>	<b>545</b>





**PROGRAMS  
OF  
INTEREST**

# DOMESTIC VIOLENCE

**DOMESTIC VIOLENCE** is a problem that has been of major news focus both nationally and in Kentucky. The number of reported cases and victims assisted in protective shelters is proof that this is a serious public safety issue worthy of priority response. Domestic violence includes any of the following crimes when committed by one family member/partner against another: Homicide, kidnapping, sex offenses, stalking, assault, and terroristic threatening.

Previous years data has been provided by Fiscal Year, which is July 1 to June 30. This publication will show data for 2012 in both Fiscal Year and Calendar Year.

## ADMINISTRATIVE OFFICE OF THE COURTS (AOC)

Petitions filed by persons seeking Domestic Violence Protective Orders - Fiscal Year: **21,207**  
Petitions filed by persons seeking Domestic Violence Protective Orders - Calendar Year: **20,980**

### **\*RESEARCH AND STATISTICS DISCLAIMER**

Information received from COURTNET is subject to change, reprogramming, modifications of format, and availability at the direction of the Administrative Office of the Courts (AOC). Further, information received may not at any particular moment reflect the true status of court cases due to ordinary limitations, delay or errors in processing data, or delay or errors in the system's operation. The AOC disclaims and makes no warranty, express or implied, nor assumes any legal liability or responsibility, for the validity, accuracy, correctness, or completeness of any information that is available and/or obtained through COURTNET. The recipient is solely responsible for verifying the accuracy of information received from COURTNET through the cross-referencing of official court records held in the Office(s) of the Kentucky Circuit Court Clerk(s). Furthermore, the AOC shall not be liable to the recipient, the recipient's heirs and assigns, next of kin or to any third party, for any and all claims, demands, losses or damages arising from the usage of COURTNET and/or information contained therein.

Statistical Source: AOC

## LAW INFORMATION NETWORK OF KY (LINK) DOMESTIC VIOLENCE FILE (ACTIVE & HISTORY)

	<u>FY 2011</u>	<u>FY 2012</u>	<u>CY 2012</u>
Emergency Temporary Orders:	15,019	13,197	12,673
Emergency Temporary Orders - Caution:	5,249	4,201	4,092
Emergency Protective Orders:	5,836	5,323	5,126
Emergency Protective Orders - Caution:	3,380	3,435	3,298
<b>Total:</b>	<b>29,484</b>	<b>26,156</b>	<b>25,189</b>

“LINK” Domestic Violence File records (active and history) reflect an 11.28% decrease from FY11 to FY12.

Kentucky law mandates Domestic Violence Protective Orders be entered into the LINK Domestic Violence File. LINK provides notice to officers of existence and status of protective orders including “Caution Indicators.” The caution indicators are: weapon involved and believed to be armed/dangerous.

Statistical Source: Kentucky State Police

# DOMESTIC VIOLENCE

## REPORTS TO THE DEPARTMENT FOR COMMUNITY BASED SERVICES (DCBS)

The 1976 Kentucky General Assembly enacted KRS 209, the Adult Protection Act, which mandates reporting any known or suspected cases of adult abuse, neglect, or exploitation to the Cabinet for Health and Family Services, Division of Protection and Permanency, Department for Community Based Services (DCBS). DCBS protective and support services are provided to adult victims upon request. In 1978 the statute was expanded to include the mandatory reporting and delivery of voluntary protective services to victims of spouse abuse. Law enforcement agencies continue to serve as the primary reporting source to DCBS and often work together in responding to violent families.

### DCBS Adult and Child Abuse 24-Hour Toll-free Reporting Hotline 1-800-752-6200

	<u>FY2012</u>	<u>CY2012</u>
<b>Total number of Kentucky Adult Protection Service calls</b> (Adult Abuse, Spouse Abuse, Self Neglect, Caretaker Neglect and Exploitation)	67,375	69,675
<b>Total Number of Investigated or Assessed Reports</b>	33,923	35,174
<b>Domestic Violence-Individuals in Investigated or Assessed calls (reports)</b>	19,337	19,705
<b>Adult Abuse-Individuals in Investigated or Assessed APS calls (reports)</b>	14,887	16,332
<b>Percent Adult Protection Investigations due to Domestic Violence</b>	56.5%	54.7%
<b>Percent decrease of Domestic Violence Investigations from 2011</b>	-2.1%	N/A

Kentucky has a regionalized network of 15 state-funded spouse abuse centers with shelter capacity for 460 people. Spouse abuse centers also provide crisis line services, advocacy, follow-up counseling, information and referral, community education programs and professional training.

#### **Kentucky Domestic Violence Association:**

(502) 209-5382

	<u>FY2012</u>	<u>CY2012</u>
# Domestic Violence Related Calls Received	24,560	25,302
# Information and Referral Calls Received	51,358	46,441

#### **Shelter Statistics (Unduplicated reflects first time use of services)**

* Women	2,253	2,142
* Men	32	25
* Children	1,840	1,848
<b>* TOTAL SHELTERED</b>	<b>4,125</b>	<b>4,015</b>
<b>TOTAL UNABLE TO SHELTER</b>	<b>(2,475)</b>	<b>(2,818)</b>
<b>** TOTAL NON-RESIDENTIAL CLIENTS</b>	<b>19,003</b>	<b>18,150</b>

\*These figures are unduplicated. A woman and her children may come to a domestic violence program facility several times over the course of a year, but these figures only reflect the first time they enter a facility, or receive non-residential services. In addition, outreach services are continually being increased across the state which has increased the availability of services in outlying counties.

\*\*These clients did not receive emergency shelter, but did receive services from the shelter programs. Some of these services include individual and/or group counseling, legal and/or agency and/or hospital advocacy, as well as, follow-up assistance.

Statistical Source: Cabinet for Health and Family Services, Division of Protection and Permanency, Department for Community Based Services

## 2012 HATE BIAS CRIME

### DEFINITION:

A criminal offense committed against a person or property which is motivated, in whole or in part, by the offender's bias against a race, religion, disability, ethnicity/national origin, or sexual orientation. These criminal offenses are also known as "Hate Crimes."

The chart on the lower left shows how Hate Crime offenses are broken down within the twenty-two Group-A crimes for 2012. The most common offenses involving hate-bias were "Assault" and "Larceny/Theft Offenses."

In 2012, the most commonly reported bias motivation was Racial. The second largest percentage fell under Ethnicity National Origin, followed by Sexual Orientation, then Religious. The least common bias motivation was Disability.

HATE BIAS CRIME OFFENSES		
Offense	No.	% of Total
Arson	2	0.7%
Assault Offenses	129	45.9%
Bribery	0	0.0%
Burglary / Breaking and Entering	16	5.7%
Counterfeiting/Forgery	1	0.4%
Destruction/Damage/Vandalism of Property	45	16.0%
Drug/Narcotic Offenses	4	1.4%
Embezzlement	0	0.0%
Extortion/Blackmail	0	0.0%
Fraud Offenses	1	0.4%
Gambling Offenses	0	0.0%
Homicide Offenses	0	0.0%
Kidnapping/Abduction	1	0.4%
Larceny/Theft Offenses	64	22.8%
Motor Vehicle Theft	1	0.4%
Pornography/Obscene Material	0	0.0%
Prostitution Offenses	0	0.0%
Robbery	11	3.9%
Sex Offenses, Forcible	5	1.8%
Sex Offenses, Nonforcible	0	0.0%
Stolen Property Offenses (Receiving, etc.)	0	0.0%
Weapon Law Violations	1	0.4%
<b>TOTAL</b>	<b>281</b>	<b>100.0%</b>

HATE BIAS CRIME MOTIVATION				
Bias Nature	Group %	Bias Type	Incidents	% of Total
Racial	61.2%	Anti-White	55	23.2%
		Anti-Black	76	32.1%
		Anti-American Indian/Alaskan Native	2	0.8%
		Anti-Asian/Pacific Islander	6	2.5%
		Anti-Multi-Racial Group	6	2.5%
		Sexual Orientation	12.7%	Anti-Male Homosexual
Anti-Female Homosexual	8	3.4%		
Anti-Homosexual Male & Female	10	4.2%		
Anti-Heterosexual	1	0.4%		
Anti-Bisexual		0.0%		
Ethnicity National Origin	16.5%	Anti-Arab		0.0%
		Anti-Hispanic	37	15.6%
Religious	5.5%	Anti-Other Ethnic/National Origin	2	0.8%
		Anti-Jewish	6	2.5%
		Anti-Catholic	1	0.4%
		Anti-Protestant	0	0.0%
		Anti-Islamic (Moslem)	2	0.8%
Disability	4.2%	Anti-Other Religion	4	1.7%
		Anti-Physical Disability	2	0.8%
		Anti-Mental Disability	8	3.4%

## 2012 HATE BIAS CRIME

Victim types in the hate crime data collection program are listed as: Individual, Business, Financial Institution, Government, Religious Organization, School, Society/Public, and Other. Of these victim types, "Individuals" were reported to be the main hate crime target.

HATE BIAS CRIMES BY VICTIM TYPES		
Victim Type	No.	% of Total
Individual	242	86.1%
Business	9	3.2%
Financial Institution	0	0.0%
Government	4	1.4%
Religious Organization	2	0.7%
School (Staff/Student/Parent)	15	5.3%
Society/Public	6	2.1%
Other	3	1.1%
<b>TOTAL</b>	<b>281</b>	<b>100%</b>

The most common race of suspected offender of hate crimes was white.

HATE BIAS CRIME OFFENDERS BY RACE		
Suspected Offenders Race	No.	% of Total
White	217	76.7%
Black	59	20.8%
American Indian/ Alaskan	0	0.0%
Native	0	0.0%
Asian/Pacific Islander	0	0.0%
Multi-Racial Group	0	0.0%
Unknown	7	2.5%
<b>TOTAL</b>	<b>283</b>	<b>100%</b>

The most frequently reported locations of hate bias crimes in 2012 were at residential locations, followed by highways/roadways, and educational facilities such as schools, colleges, and universities.

HATE BIAS CRIME LOCATIONS		
Locations	Incidents	%
Air/Bus/Train Terminal	1	0.4%
Bank/Savings and Loan	1	0.4%
Bar/Nightclub	5	1.8%
Church/Synagogue/Temple	6	2.1%
Commercial/Office Building	5	1.8%
Convenience Store	2	0.7%
Department/Discount Store	3	1.1%
Drug Store/Dr.'s Office/Hospital	7	2.5%
Farm Facility	2	0.7%
Field/Woods	12	4.3%
Government/Public Building	3	1.1%
Grocery/Supermarket	4	1.4%
Highway/Road/Alley/Street	45	16.0%
Hotel/Motel/etc.	3	1.1%
Industrial Site	1	0.4%
Jail/Prison	2	0.7%
Other/Unknown	12	4.3%
Park/Playground	7	2.5%
Parking Lot/Garage	14	5.0%
Residence/Home	117	41.6%
Restaurant	4	1.4%
School/College/University	20	7.1%
Specialty Store	5	1.8%







**DRIVING  
UNDER THE  
INFLUENCE**

## 2012 DUI ARRESTS BY AGE, SEX, AND RACE

COUNTY	AGE			SEX			RACE				TOTAL
	ADULT	JUV	UNK	MALE	FEMALE	UNK	WHITE	BLACK	OTHER	UNK	
ADAIR	97	3	2	78	24	0	97	2	1	2	102
ALLEN	110	0	0	79	31	0	107	1	2	0	110
ANDERSON	131	0	0	92	39	0	127	4	0	0	131
BALLARD	50	1	0	39	12	0	47	4	0	0	51
BARREN	284	3	18	243	62	0	284	21	0	0	305
BATH	54	0	0	45	9	0	54	0	0	0	54
BELL	311	0	2	226	87	0	303	9	1	0	313
BOONE	828	3	0	633	198	0	794	29	8	0	831
BOURBON	249	0	0	208	41	0	221	28	0	0	249
BOYD	381	1	0	260	122	0	373	9	0	0	382
BOYLE	227	2	0	167	62	0	212	15	0	2	229
BRACKEN	36	0	0	29	7	0	36	0	0	0	36
BREATHITT	102	0	0	75	27	0	97	5	0	0	102
BRECKINRIDGE	69	0	0	52	17	0	66	2	0	1	69
BULLITT	584	0	0	449	135	0	564	17	3	0	584
BUTLER	39	1	0	37	3	0	40	0	0	0	40
CALDWELL	59	0	0	41	18	0	50	8	0	1	59
CALLOWAY	301	1	0	234	68	0	283	19	0	0	302
CAMPBELL	441	6	0	314	132	1	421	23	2	1	447
CARLISLE	16	0	0	12	4	0	15	1	0	0	16
CARROLL	116	2	0	92	26	0	113	4	0	1	118
CARTER	188	0	0	152	36	0	186	1	1	0	188
CASEY	89	1	0	71	19	0	90	0	0	0	90
CHRISTIAN	496	0	0	398	98	0	306	184	3	3	496
CLARK	168	1	0	123	46	0	150	19	0	0	169
CLAY	396	1	0	300	97	0	391	6	0	0	397
CLINTON	21	1	0	21	1	0	22	0	0	0	22
CRITTENDEN	46	2	0	34	14	0	48	0	0	0	48
CUMBERLAND	47	0	0	35	12	0	47	0	0	0	47
DAVISS	942	10	0	743	209	0	877	66	9	0	952
EDMONSON	33	0	0	28	5	0	32	1	0	0	33
ELLIOTT	32	0	0	23	9	0	32	0	0	0	32
ESTILL	25	0	0	20	5	0	25	0	0	0	25
FAYETTE	822	5	0	652	175	0	681	142	3	1	827
FLEMING	80	0	0	63	17	0	75	5	0	0	80
FLOYD	348	0	0	250	98	0	344	2	2	0	348
FRANKLIN	384	2	0	303	83	0	312	73	1	0	386
FULTON	80	2	0	63	19	0	61	19	1	1	82
GALLATIN	167	1	0	125	43	0	160	7	1	0	168
GARRARD	60	0	0	51	9	0	55	5	0	0	60
GRANT	66	0	0	52	14	0	64	2	0	0	66

## 2012 DUI ARRESTS BY AGE, SEX, AND RACE

COUNTY	AGE			SEX			RACE				TOTAL
	ADULT	JUV	UNK	MALE	FEMALE	UNK	WHITE	BLACK	OTHER	UNK	
GRAVES	406	0	0	321	85	0	358	47	0	1	406
GRAYSON	138	0	0	122	16	0	136	2	0	0	138
GREEN	50	0	0	42	8	0	45	5	0	0	50
GREENUP	188	2	0	154	36	0	184	5	1	0	190
HANCOCK	67	2	0	57	12	0	67	0	2	0	69
HARDIN	1,033	7	0	799	241	0	787	245	8	0	1,040
HARLAN	464	2	0	318	148	0	451	15	0	0	466
HARRISON	92	1	0	74	19	0	92	1	0	0	93
HART	120	0	0	101	19	0	105	15	0	0	120
HENDERSON	335	2	0	257	80	0	289	48	0	0	337
HENRY	134	2	1	107	29	1	127	8	1	1	137
HICKMAN	12	0	0	10	2	0	10	2	0	0	12
HOPKINS	360	2	1	282	81	0	320	42	1	0	363
JACKSON	23	0	0	18	5	0	23	0	0	0	23
JEFFERSON	947	7	3	744	212	1	717	230	7	3	957
JESSAMINE	296	5	0	230	71	0	286	14	1	0	301
JOHNSON	238	0	0	165	73	0	238	0	0	0	238
KENTON	853	4	1	635	222	1	773	81	4	0	858
KNOTT	108	1	0	74	35	0	109	0	0	0	109
KNOX	296	1	0	219	78	0	291	6	0	0	297
LARUE	82	2	0	66	18	0	74	9	1	0	84
LAUREL	774	7	0	596	185	0	766	13	2	0	781
LAWRENCE	55	0	0	44	11	0	54	1	0	0	55
LEE	43	0	0	30	13	0	43	0	0	0	43
LESLIE	41	0	0	27	14	0	41	0	0	0	41
LETCHER	85	0	0	62	23	0	84	1	0	0	85
LEWIS	68	1	0	61	8	0	67	2	0	0	69
LINCOLN	138	0	1	108	31	0	133	5	0	1	139
LIVINGSTON	65	0	0	55	10	0	63	1	1	0	65
LOGAN	226	1	0	183	44	0	192	34	1	0	227
LYON	92	1	0	72	21	0	87	5	1	0	93
MCCRACKEN	743	3	0	562	184	0	658	83	5	0	746
MCCREARY	114	0	0	87	27	0	113	1	0	0	114
MCLEAN	76	0	0	66	10	0	74	2	0	0	76
MADISON	590	2	0	459	133	0	548	43	0	1	592
MAGOFFIN	103	0	0	77	26	0	101	0	2	0	103
MARION	245	1	2	202	46	0	216	32	0	0	248
MARSHALL	227	0	0	164	63	0	222	5	0	0	227
MARTIN	93	0	0	73	20	0	93	0	0	0	93
MASON	122	0	1	99	24	0	117	5	1	0	123
MEADE	180	2	1	143	40	0	171	11	1	0	183

## 2012 DUI ARRESTS BY AGE, SEX, AND RACE

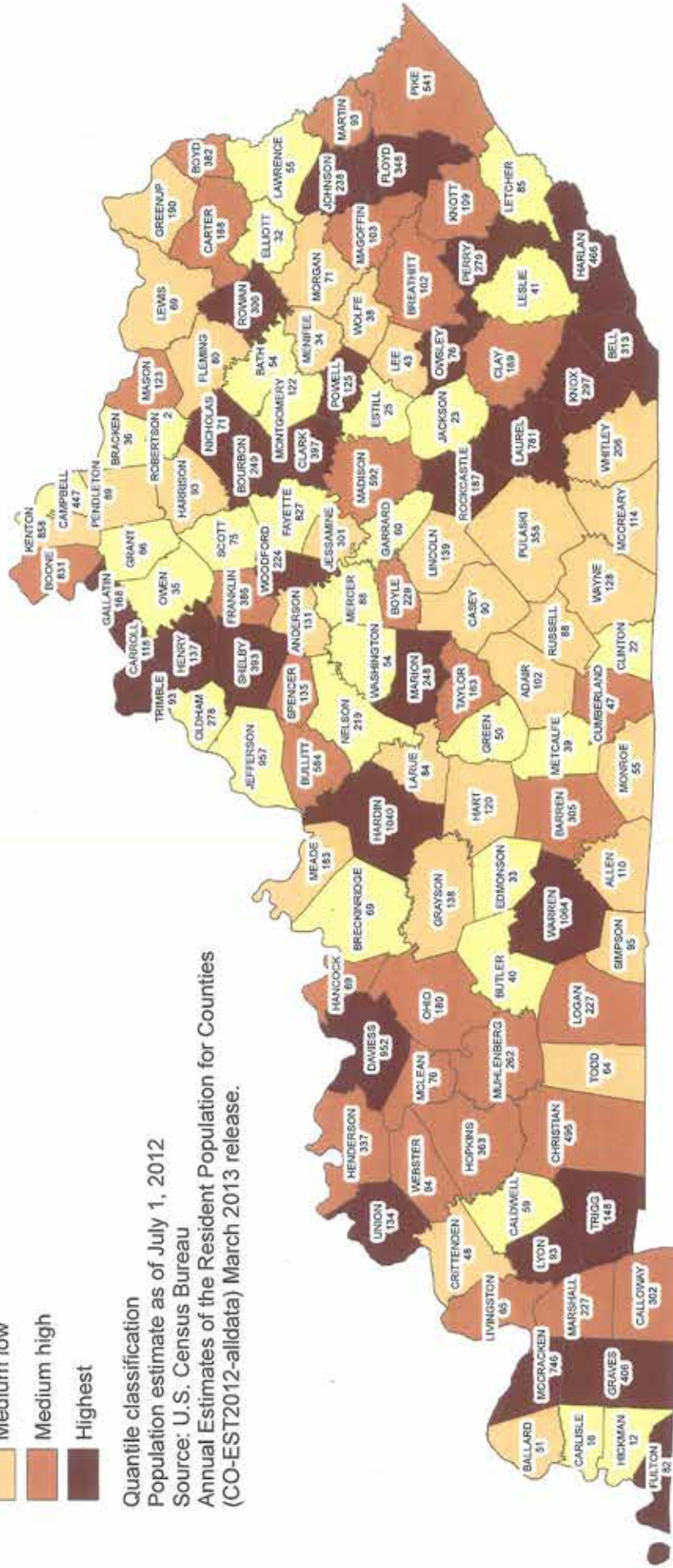
COUNTY	AGE			SEX			RACE				TOTAL
	ADULT	JUV	UNK	MALE	FEMALE	UNK	WHITE	BLACK	OTHER	UNK	
MENIFEE	34	0	0	28	6	0	34	0	0	0	34
MERCER	86	2	0	64	24	0	84	4	0	0	88
METCALFE	38	1	0	34	5	0	37	0	1	1	39
MONROE	53	2	0	46	9	0	53	1	0	1	55
MONTGOMERY	122	0	0	97	25	0	120	2	0	0	122
MORGAN	71	0	0	57	14	0	71	0	0	0	71
MUHLENBERG	262	0	0	201	61	0	249	13	0	0	262
NELSON	218	1	0	164	55	0	200	19	0	0	219
NICHOLAS	71	0	0	51	20	0	69	2	0	0	71
OHIO	180	0	0	143	37	0	175	3	1	1	180
OLDHAM	275	3	0	213	65	0	260	17	1	0	278
OWEN	35	0	0	27	8	0	35	0	0	0	35
OWSLEY	73	2	1	44	32	0	74	0	0	2	76
PENDLETON	88	0	1	72	17	0	88	1	0	0	89
PERRY	277	2	0	209	70	0	272	6	0	1	279
PIKE	540	0	1	398	143	0	534	6	1	0	541
POWELL	124	1	0	102	23	0	125	0	0	0	125
PULASKI	356	2	0	273	85	0	347	11	0	0	358
ROBERTSON	2	0	0	2	0	0	2	0	0	0	2
ROCKCASTLE	186	0	1	147	40	0	184	3	0	0	187
ROWAN	306	0	0	238	68	0	298	6	1	1	306
RUSSELL	88	0	0	61	27	0	87	1	0	0	88
SCOTT	73	2	0	60	15	0	66	9	0	0	75
SHELBY	393	0	0	314	79	0	348	44	1	0	393
SIMPSON	92	2	1	68	27	0	89	6	0	0	95
SPENCER	134	1	0	100	35	0	125	10	0	0	135
TAYLOR	160	3	0	131	32	0	152	10	0	1	163
TODD	64	0	0	46	18	0	58	6	0	0	64
TRIGG	146	2	0	118	30	0	126	20	0	2	148
TRIMBLE	93	0	0	75	18	0	91	2	0	0	93
UNION	133	1	0	95	39	0	113	21	0	0	134
WARREN	1,060	3	1	800	264	0	897	150	16	1	1,064
WASHINGTON	54	0	0	43	11	0	48	6	0	0	54
WAYNE	127	0	1	115	13	0	127	1	0	0	128
WEBSTER	94	0	0	70	24	0	92	1	0	1	94
WHITLEY	205	1	0	158	48	0	200	4	2	0	206
WOLFE	38	0	0	32	6	0	38	0	0	0	38
WOODFORD	221	3	0	174	50	0	202	21	0	1	224
<b>STATE TOTALS</b>	<b>25,869</b>	<b>141</b>	<b>40</b>	<b>19,947</b>	<b>6,099</b>	<b>4</b>	<b>23,757</b>	<b>2,158</b>	<b>102</b>	<b>33</b>	<b>26,050</b>

### Per capita rate ranking

- Lowest
- Medium low
- Medium high
- Highest

Quantile classification  
 Population estimate as of July 1, 2012  
 Source: U.S. Census Bureau  
 Annual Estimates of the Resident Population for Counties  
 (CO-EST2012-aldata) March 2013 release.

Kentucky State Police  
 Criminal Identification and Records Branch  
 GIS Section



Year 2012

### DUI Arrests by County

## DUI CONVICTIONS BY COUNTY

Please use caution in attempting to compare number of DUI arrests with number of DUI convictions due to the fact that the actual arrest and court conviction could appear in different years. Figures are compiled according to the date of the violation and the date the conviction was entered into the automated data system.

COUNTY	2008	2009	2010	2011	2012
ADAIR	109	72	81	90	66
ALLEN	125	95	68	70	74
ANDERSON	254	141	134	186	146
BALLARD	64	60	58	103	71
BARREN	241	248	257	256	260
BATH	55	45	42	47	38
BELL	412	341	347	295	184
BOONE	951	768	621	680	711
BOURBON	123	91	80	84	154
BOYD	407	477	428	477	354
BOYLE	162	213	189	144	209
BRACKEN	51	21	17	25	18
BREATHITT	163	147	145	117	109
BRECKINRIDGE	66	74	62	53	51
BULLITT	446	251	293	360	422
BUTLER	77	69	63	67	78
CALDWELL	88	52	45	44	54
CALLOWAY	311	296	241	235	242
CAMPBELL	596	486	476	442	399
CARLISLE	13	25	35	18	13
CARROLL	168	130	109	88	108
CARTER	236	139	108	128	128
CASEY	120	113	107	94	98
CHRISTIAN	717	775	582	482	410
CLARK	275	182	156	117	164
CLAY	132	82	111	80	165
CLINTON	98	52	51	51	47
CRITTENDEN	67	60	51	41	47
CUMBERLAND	73	50	41	36	35
DAVISS	839	746	652	657	729
EDMONSON	42	47	28	24	29
ELLIOTT	41	51	51	25	27
ESTILL	56	66	75	54	44
FAYETTE	2,118	1,645	1,678	1,457	1,453
FLEMING	106	70	74	71	67
FLOYD	478	464	349	398	372
FRANKLIN	526	377	362	363	315
FULTON	94	95	73	55	67
GALLATIN	119	91	84	96	94
GARRARD	154	101	74	64	44

Statistical Source: KY Transportation Cabinet, Division of Driver Licensing

## DUI CONVICTIONS BY COUNTY

COUNTY	2008	2009	2010	2011	2012
GRANT	195	97	96	96	56
GRAVES	296	202	182	260	279
GRAYSON	129	129	111	125	116
GREEN	71	64	55	45	33
GREENUP	275	309	262	252	315
HANCOCK	42	52	36	29	69
HARDIN	868	672	708	725	922
HARLAN	390	348	253	231	276
HARRISON	86	76	62	80	68
HART	125	125	116	136	105
HENDERSON	482	349	326	416	322
HENRY	192	183	155	144	104
HICKMAN	21	26	22	31	13
HOPKINS	429	371	300	314	316
JACKSON	43	26	49	38	40
JEFFERSON	3,168	3,299	3,096	3,210	3,057
JESSAMINE	306	318	313	279	244
JOHNSON	174	269	265	248	179
KENTON	779	771	716	688	709
KNOTT	93	93	94	184	80
KNOX	122	162	195	147	224
LARUE	61	48	47	37	71
LAUREL	739	721	586	579	760
LAWRENCE	112	138	114	95	62
LEE	60	58	66	61	36
LESLIE	86	72	31	42	28
LETCHER	176	127	120	140	99
LEWIS	93	53	63	73	76
LINCOLN	94	76	79	99	98
LIVINGSTON	71	62	50	60	55
LOGAN	314	209	163	210	204
LYON	112	91	84	82	78
MCCRACKEN	913	689	507	664	696
MCCREARY	149	121	78	132	115
MCLEAN	60	42	30	55	62
MADISON	590	506	498	437	439
MAGOFFIN	120	119	120	105	78
MARION	161	145	116	140	177
MARSHALL	259	195	194	168	169
MARTIN	100	101	120	120	97
MASON	132	120	101	100	109
MEADE	185	156	147	126	138
MENIFEE	39	42	20	21	24
MERCER	156	129	111	97	73

Statistical Source: KY Transportation Cabinet, Division of Driver Licensing



## DUI CONVICTIONS BY COUNTY

COUNTY	2008	2009	2010	2011	2012
METCALFE	95	80	47	46	46
MONROE	83	38	30	28	42
MONTGOMERY	138	120	89	96	101
MORGAN	121	119	92	67	76
MUHLENBERG	238	217	229	165	231
NELSON	355	255	219	208	197
NICHOLAS	60	50	52	38	49
OHIO	174	110	121	154	121
OLDHAM	268	170	216	222	220
OWEN	71	47	46	50	44
OWSLEY	47	31	19	42	36
PENDLETON	83	80	51	56	64
PERRY	302	269	209	350	265
PIKE	825	626	509	407	380
POWELL	139	97	93	118	95
PULASKI	484	387	352	333	299
ROBERTSON	5	3	9	9	4
ROCKCASTLE	134	129	145	105	104
ROWAN	226	271	278	261	260
RUSSELL	123	102	64	78	87
SCOTT	149	144	118	150	171
SHELBY	367	297	382	352	293
SIMPSON	107	92	99	108	102
SPENCER	116	114	103	104	132
TAYLOR	190	132	117	153	131
TODD	73	58	48	45	60
TRIGG	159	110	85	119	119
TRIMBLE	42	50	21	23	59
UNION	187	133	123	169	124
WARREN	1,302	1,013	1,075	1,029	891
WASHINGTON	78	53	37	36	33
WAYNE	58	62	53	34	49
WEBSTER	65	54	66	55	76
WHITLEY	233	186	212	241	288
WOLFE	76	42	28	49	30
WOODFORD	187	147	107	144	159
<b>TOTALS</b>	<b>31,601</b>	<b>27,157</b>	<b>24,899</b>	<b>25,139</b>	<b>24,805</b>

Statistical Source: KY Transportation Cabinet, Division of Driver Licensing



+



=







**2012  
ARREST  
DATA**

## 2012 STATE ARREST DATA

GROUP-A	2011 ARRESTS	% OF TOTAL	2012 ARRESTS	% OF TOTAL
ARSON	217	0.1%	219	0.1%
ASSAULT OFFENSES	24,161	7.2%	24,311	6.6%
BRIBERY	100	0.0%	136	0.0%
BURGLARY/BREAKING AND ENTERING	4,998	1.5%	4,797	1.3%
COUNTERFEITING/FORGERY	5,956	1.8%	5,675	1.6%
DESTRUCTION/DAMAGE/VANDALISM OF PROPERTY	4,739	1.4%	4,309	1.2%
DRUG/NARCOTIC OFFENSES	50,875	15.2%	52,597	14.4%
EMBEZZLEMENT	1	0.0%	0	0.0%
EXTORTION/BLACKMAIL	11	0.0%	6	0.0%
FRAUD OFFENSES	3,337	1.0%	3,503	1.0%
GAMBLING OFFENSES	12	0.0%	22	0.0%
HOMICIDE OFFENSES	260	0.1%	343	0.1%
KIDNAPPING/ABDUCTION	499	0.1%	516	0.1%
LARCENY/THEFT OFFENSES	34,018	10.2%	35,161	9.6%
MOTOR VEHICLE THEFT	981	0.3%	897	0.2%
PORNOGRAPHY/OBSCENE MATERIAL	1,415	0.4%	8,574	2.3%
PROSTITUTION OFFENSES	204	0.1%	441	0.1%
ROBBERY	1,049	0.3%	1,084	0.3%
SEX OFFENSES, FORCIBLE	2,281	0.7%	2,256	0.6%
SEX OFFENSES, NONFORCIBLE	521	0.2%	318	0.1%
STOLEN PROPERTY OFFENSES (RECEIVING, ETC.)	4,645	1.4%	4,821	1.3%
WEAPON LAW VIOLATIONS	2,354	0.7%	2,455	0.7%
<b>TOTAL GROUP-A ARRESTS</b>	<b>142,634</b>	<b>42.7%</b>	<b>152,441</b>	<b>41.7%</b>

GROUP-B	2010 ARRESTS	% OF TOTAL	2012 ARRESTS	% OF TOTAL
BAD CHECKS	0	0.0%	0	0.0%
CURFEW/LOITERING/VAGRANCY VIOLATIONS	132	0.0%	111	0.0%
DISORDERLY CONDUCT	6,758	2.0%	7,080	1.9%
DRIVING UNDER THE INFLUENCE	25,839	7.7%	26,050	7.1%
DRUNKENNESS	21,892	6.6%	22,107	6.0%
FAMILY OFFENSES, NONVIOLENT	4,485	1.3%	4,196	1.1%
LIQUOR LAW VIOLATIONS	1,812	0.5%	1,800	0.5%
PEEPING TOM	24	0.0%	16	0.0%
RUNAWAY	239	0.1%	156	0.0%
TRESPASS OF REAL PROPERTY	3,984	1.2%	4,381	1.2%
ALL OTHER OFFENSES	126,057	37.8%	147,257	40.3%
<b>TOTAL GROUP-B ARRESTS</b>	<b>191,222</b>	<b>57.3%</b>	<b>213,154</b>	<b>58.3%</b>

<b>TOTAL CRIME ARRESTS</b>	<b>333,856</b>	<b>100%</b>	<b>365,595</b>	<b>100%</b>
----------------------------	----------------	-------------	----------------	-------------

## 2012 TOTAL ARRESTS BY AGE - JUVENILE

GROUP-A	10 AND UNDER	11-12	13-14	15	16	17	UNK	TOTAL JUVENILE
Arson	1	3	13	5	5	8	0	35
Assault Offenses	40	139	374	386	401	390	18	1,748
Bribery	0	0	1	1	1	0	0	3
Burglary / Breaking and Entering	6	27	93	85	89	97	3	400
Counterfeiting/Forgery	4	1	4	1	1	6	3	20
Destruction/Damage/Vandalism of Property	17	55	157	121	164	113	1	628
Drug/Narcotic Offenses	11	14	160	238	347	668	8	1,446
Embezzlement	0	0	0	0	0	0	0	0
Extortion/Blackmail	0	0	0	0	0	0	0	0
Fraud Offenses	0	0	1	9	2	10	0	22
Gambling Offenses	0	0	1	0	0	0	0	1
Homicide Offenses	0	0	0	0	2	7	0	9
Kidnapping/Abduction	0	0	1	0	1	5	0	7
Larceny/Theft Offenses	17	60	269	248	371	459	17	1,441
Motor Vehicle Theft	0	1	10	24	41	28	0	104
Pornography/Obscene Material	0	3	13	8	21	11	0	56
Prostitution Offenses	0	0	0	0	0	0	0	0
Robbery	1	4	12	15	28	32	0	92
Sex Offenses, Forcible	1	18	99	53	40	28	0	239
Sex Offenses, Nonforcible	0	1	1	1	0	0	0	3
Stolen Property Offenses (Receiving, etc.)	3	5	50	46	66	82	1	253
Weapon Law Violations	0	5	46	12	20	56	0	139
<b>TOTAL GROUP-A ARRESTS</b>	<b>101</b>	<b>336</b>	<b>1,305</b>	<b>1,253</b>	<b>1,600</b>	<b>2,000</b>	<b>51</b>	<b>6,646</b>

GROUP-B	10 AND UNDER	11-12	13-14	15	16	17	UNK	TOTAL JUVENILE
Bad Checks	0	0	0	0	0	0	0	0
Curfew/Loitering/Vagrancy Violations	0	0	2	0	1	1	0	4
Disorderly Conduct	6	32	160	166	176	185	3	728
Driving Under the Influence	2	0	1	5	20	113	0	141
Drunkenness	6	0	40	88	129	202	2	467
Family Offenses, Nonviolent	1	0	0	0	1	4	0	6
Liquor Law Violations	0	2	24	36	60	149	2	273
Peeping Tom	0	0	0	0	0	2	0	2
Runaway	0	1	16	28	46	39	1	131
Trespass of Real Property	2	18	76	51	68	94	0	309
All Other Offenses	57	51	372	426	573	637	28	2,144
<b>TOTAL GROUP-B ARRESTS</b>	<b>74</b>	<b>104</b>	<b>691</b>	<b>800</b>	<b>1,074</b>	<b>1,426</b>	<b>36</b>	<b>4,205</b>

<b>TOTAL CRIME ARRESTS</b>	<b>175</b>	<b>440</b>	<b>1,996</b>	<b>2,053</b>	<b>2,674</b>	<b>3,426</b>	<b>87</b>	<b>10,851</b>
----------------------------	------------	------------	--------------	--------------	--------------	--------------	-----------	---------------

## 2012 TOTAL ARRESTS BY AGE - ADULT

GROUP-A	18	19	20	21	22	23	24	25-29	30-34
Arson	5	10	32	6	5	7	11	25	20
Assault Offenses	487	634	722	776	831	802	809	3,816	3,777
Bribery	0	8	5	8	7	4	2	28	15
Burglary / Breaking and Entering	158	281	257	274	225	247	225	900	739
Counterfeiting/Forgery	100	88	116	265	161	713	468	910	961
Destruction/Damage/Vandalism of Property	160	228	192	197	150	152	149	667	570
Drug/Narcotic Offenses	1,523	2,105	2,309	2,135	2,136	2,040	1,850	9,150	8,493
Embezzlement	0	0	0	0	0	0	0	0	0
Extortion/Blackmail	1	0	0	0	0	0	0	1	0
Fraud Offenses	13	49	46	78	141	195	212	522	694
Gambling Offenses	0	0	0	0	0	1	0	0	3
Homicide Offenses	4	3	11	8	7	7	6	80	40
Kidnapping/Abduction	14	14	16	30	15	16	22	86	98
Larceny/Theft Offenses	695	1,217	1,042	986	1,071	1,196	1,169	5,836	6,080
Motor Vehicle Theft	39	69	40	25	29	35	24	137	151
Pornography/Obscene Material	15	9	67	8	25	5	8	1,192	250
Prostitution Offenses	3	10	12	13	8	13	12	99	75
Robbery	63	90	74	70	58	43	55	195	152
Sex Offenses, Forcible	30	36	52	69	81	56	48	293	257
Sex Offenses, Nonforcible	10	13	3	13	5	4	1	24	24
Stolen Property Offenses (Receiving, etc.)	139	235	219	216	206	195	247	976	840
Weapon Law Violations	63	59	69	78	82	84	73	361	378
<b>TOTAL GROUP-A ARRESTS</b>	<b>3,522</b>	<b>5,158</b>	<b>5,284</b>	<b>5,255</b>	<b>5,243</b>	<b>5,815</b>	<b>5,391</b>	<b>25,298</b>	<b>23,617</b>

GROUP-B	18	19	20	21	22	23	24	25-29	30-34
Bad Checks	0	0	0	0	0	0	0	0	0
Curfew/Loitering/Vagrancy Violations	0	4	0	1	2	0	6	20	17
Disorderly Conduct	224	238	257	280	284	262	233	1,047	974
Driving Under the Influence	394	605	778	867	955	918	880	4,133	3,823
Drunkenness	388	715	697	742	826	753	700	3,265	3,195
Family Offenses, Nonviolent	9	42	57	77	110	127	131	762	881
Liquor Law Violations	248	413	432	173	8	15	6	37	17
Peeping Tom	3	0	0	3	0	0	0	0	3
Runaway	23	0	0	0	0	0	0	0	0
Trespass of Real Property	138	200	188	138	163	157	137	621	549
All Other Offenses	1,523	3,018	4,099	4,634	5,033	5,746	5,533	29,170	28,566
<b>TOTAL GROUP-B ARRESTS</b>	<b>2,950</b>	<b>5,235</b>	<b>6,508</b>	<b>6,915</b>	<b>7,381</b>	<b>7,978</b>	<b>7,626</b>	<b>39,055</b>	<b>38,025</b>

<b>TOTAL CRIME ARRESTS</b>	<b>6,472</b>	<b>10,393</b>	<b>11,792</b>	<b>12,170</b>	<b>12,624</b>	<b>13,793</b>	<b>13,017</b>	<b>64,353</b>	<b>61,642</b>
----------------------------	--------------	---------------	---------------	---------------	---------------	---------------	---------------	---------------	---------------

## 2012 TOTAL ARRESTS BY AGE - ADULT

GROUP-A	35-39	40-44	45-49	50-54	55-59	60-64	65 & OVER	UNK	TOTAL ADULT
Arson	19	6	13	16	4	4	1	0	184
Assault Offenses	2,548	2,311	1,965	1,486	726	407	398	68	22,563
Bribery	21	14	7	9	5	0	0	0	133
Burglary / Breaking and Entering	380	285	215	133	50	11	12	5	4,397
Counterfeiting/Forgery	796	610	251	128	48	25	8	7	5,655
Destruction/Damage/Vandalism of Property	371	301	226	163	65	40	35	15	3,681
Drug/Narcotic Offenses	6,037	4,716	3,680	2,604	1,404	524	337	108	51,151
Embezzlement	0	0	0	0	0	0	0	0	0
Extortion/Blackmail	2	2	0	0	0	0	0	0	6
Fraud Offenses	547	354	322	162	73	36	23	14	3,481
Gambling Offenses	0	3	2	7	1	2	2	0	21
Homicide Offenses	42	26	34	24	22	6	14	0	334
Kidnapping/Abduction	64	51	31	30	6	6	10	0	509
Larceny/Theft Offenses	4,522	3,534	2,641	1,684	903	554	419	171	33,720
Motor Vehicle Theft	75	70	55	27	6	4	6	1	793
Pornography/Obscene Material	224	115	6,377	38	176	6	3	0	8,518
Prostitution Offenses	42	58	46	21	15	7	6	1	441
Robbery	83	39	35	23	7	0	3	2	992
Sex Offenses, Forcible	319	124	96	103	253	102	95	3	2,017
Sex Offenses, Nonforcible	73	14	19	4	103	2	2	1	315
Stolen Property Offenses (Receiving, etc.)	461	312	261	143	57	28	25	8	4,568
Weapon Law Violations	261	249	234	148	58	38	78	3	2,316
<b>TOTAL GROUP-A ARRESTS</b>	<b>16,887</b>	<b>13,194</b>	<b>16,510</b>	<b>6,953</b>	<b>3,982</b>	<b>1,802</b>	<b>1,477</b>	<b>407</b>	<b>145,795</b>

GROUP-B	35-39	40-44	45-49	50-54	55-59	60-64	65 & OVER	UNK	TOTAL ADULT
Bad Checks	0	0	0	0	0	0	0	0	0
Curfew/Loitering/Vagrancy Violations	13	14	12	9	5	2	2	0	107
Disorderly Conduct	661	563	525	397	210	89	78	30	6,352
Driving Under the Influence	2,972	2,735	2,537	2,132	1,164	592	392	32	25,909
Drunkenness	2,539	2,228	2,279	1,823	866	374	195	55	21,640
Family Offenses, Nonviolent	686	545	338	249	93	39	32	12	4,190
Liquor Law Violations	33	46	28	23	24	9	12	3	1,527
Peeping Tom	1	0	2	0	0	0	2	0	14
Runaway	2	0	0	0	0	0	0	0	25
Trespass of Real Property	457	340	361	286	159	86	75	17	4,072
All Other Offenses	19,374	13,901	10,748	6,879	3,596	1,688	1,312	293	145,113
<b>TOTAL GROUP-B ARRESTS</b>	<b>26,738</b>	<b>20,372</b>	<b>16,830</b>	<b>11,798</b>	<b>6,117</b>	<b>2,879</b>	<b>2,100</b>	<b>442</b>	<b>208,949</b>

<b>TOTAL CRIME ARRESTS</b>	<b>43,625</b>	<b>33,566</b>	<b>33,340</b>	<b>18,751</b>	<b>10,099</b>	<b>4,681</b>	<b>3,577</b>	<b>849</b>	<b>354,744</b>
----------------------------	---------------	---------------	---------------	---------------	---------------	--------------	--------------	------------	----------------

## 2012 TOTAL ARRESTS BY SEX

GROUP-A	PERSONS ARRESTED					
	MALE	%	FEMALE	%	UNK	%
ARSON	189	0.1%	30	0.0%	0	0.0%
ASSAULT OFFENSES	18,531	7.0%	5,778	5.7%	2	3.6%
BRIBERY	100	0.0%	36	0.0%	0	0.0%
BURGLARY/BREAKING AND ENTERING	4,090	1.6%	707	0.7%	0	0.0%
COUNTERFEITING/FORGERY	3,146	1.2%	2,527	2.5%	2	3.6%
DESTRUCTION/DAMAGE/VANDALISM OF PROPERTY	3,562	1.4%	746	0.7%	1	1.8%
DRUG/NARCOTIC OFFENSES	37,998	14.4%	14,582	14.3%	17	30.4%
EMBEZZLEMENT	0	0.0%	0	0.0%	0	0.0%
EXTORTION/BLACKMAIL	5	0.0%	1	0.0%	0	0.0%
FRAUD OFFENSES	1,783	0.7%	1,719	1.7%	1	1.8%
GAMBLING OFFENSES	21	0.0%	1	0.0%	0	0.0%
HOMICIDE OFFENSES	297	0.1%	45	0.0%	1	1.8%
KIDNAPPING/ABDUCTION	440	0.2%	76	0.1%	0	0.0%
LARCENY/THEFT OFFENSES	18,434	7.0%	16,722	16.4%	5	8.9%
MOTOR VEHICLE THEFT	720	0.3%	175	0.2%	2	3.6%
PORNOGRAPHY/OBSCENE MATERIAL	7,476	2.8%	1,098	1.1%	0	0.0%
PROSTITUTION OFFENSES	161	0.1%	280	0.3%	0	0.0%
ROBBERY	875	0.3%	208	0.2%	1	1.8%
SEX OFFENSES, FORCIBLE	2,155	0.8%	101	0.1%	0	0.0%
SEX OFFENSES, NONFORCIBLE	302	0.1%	16	0.0%	0	0.0%
STOLEN PROPERTY OFFENSES (RECEIVING, ETC.)	3,795	1.4%	1,025	1.0%	1	1.8%
WEAPON LAW VIOLATIONS	2,255	0.9%	199	0.2%	1	1.8%
<b>TOTAL GROUP-A ARRESTS</b>	<b>106,335</b>	<b>40.4%</b>	<b>46,072</b>	<b>45.1%</b>	<b>34</b>	<b>60.7%</b>

GROUP-B	PERSONS ARRESTED					
	MALE	%	FEMALE	%	UNK	%
BAD CHECKS	0	0.0%	0	0.0%	0	0.0%
CURFEW/LOITERING/VAGRANCY VIOLATIONS	65	0.0%	46	0.0%	0	0.0%
DISORDERLY CONDUCT	4,978	1.9%	2,102	2.1%	0	0.0%
DRIVING UNDER THE INFLUENCE	19,947	7.6%	6,099	6.0%	4	7.1%
DRUNKENNESS	16,930	6.4%	5,176	5.1%	1	1.8%
FAMILY OFFENSES, NONVIOLENT	3,518	1.3%	677	0.7%	1	1.8%
LIQUOR LAW VIOLATIONS	1,297	0.5%	503	0.5%	0	0.0%
PEEPING TOM	16	0.0%	0	0.0%	0	0.0%
RUNAWAY	75	0.0%	81	0.1%	0	0.0%
TRESPASS OF REAL PROPERTY	3,375	1.3%	1,004	1.0%	2	3.6%
ALL OTHER OFFENSES	106,846	40.6%	40,397	39.5%	14	25.0%
<b>TOTAL GROUP-B ARRESTS</b>	<b>157,047</b>	<b>59.6%</b>	<b>56,085</b>	<b>54.9%</b>	<b>22</b>	<b>39.3%</b>

<b>TOTAL CRIME ARREST'S</b>	<b>263,382</b>	<b>100%</b>	<b>102,157</b>	<b>100%</b>	<b>56</b>	<b>100%</b>
-----------------------------	----------------	-------------	----------------	-------------	-----------	-------------

Percentages shown in total categories are not intended to reflect column totals.

Percentages reflect the sex of the individual arrested for each offense type.



## 2012 TOTAL ARRESTS BY RACE

GROUP-A	WHITE	BLACK	AMERICAN	ASIAN OR	UNKNOWN
			INDIAN OR ALASKAN NATIVE	PACIFIC ISLANDER	
ARSON	182	35	1	0	1
ASSAULT OFFENSES	20,176	3,992	16	64	63
BRIBERY	95	41	0	0	0
BURGLARY/BREAKING AND ENTERING	4,145	636	1	6	9
COUNTERFEITING/FORGERY	4,872	780	3	6	14
DESTRUCTION/DAMAGE/VANDALISM OF PROPERTY	3,683	601	2	9	14
DRUG/NARCOTIC OFFENSES	45,410	7,014	23	58	92
EMBEZZLEMENT	0	0	0	0	0
EXTORTION/BLACKMAIL	5	1	0	0	0
FRAUD OFFENSES	3,002	486	1	8	6
GAMBLING OFFENSES	15	1	0	6	0
HOMICIDE OFFENSES	285	55	0	1	2
KIDNAPPING/ABDUCTION	413	100	1	1	1
LARCENY/THEFT OFFENSES	31,041	3,984	9	48	79
MOTOR VEHICLE THEFT	777	118	0	0	2
PORNOGRAPHY/OBSCENE MATERIAL	8,536	37	0	1	0
PROSTITUTION OFFENSES	355	81	0	4	1
ROBBERY	671	409	0	2	2
SEX OFFENSES, FORCIBLE	2,028	220	0	5	3
SEX OFFENSES, NONFORCIBLE	304	14	0	0	0
STOLEN PROPERTY OFFENSES (RECEIVING, ETC.)	4,145	667	1	1	7
WEAPON LAW VIOLATIONS	1,911	535	2	3	4
<b>TOTAL GROUP-A ARRESTS</b>	<b>132,051</b>	<b>19,807</b>	<b>60</b>	<b>223</b>	<b>300</b>

GROUP-B	WHITE	BLACK	AMERICAN	ASIAN OR	UNKNOWN
			INDIAN OR ALASKAN NATIVE	PACIFIC ISLANDER	
BAD CHECKS	0	0	0	0	0
CURFEW/LOITERING/VAGRANCY VIOLATIONS	78	31	0	1	1
DISORDERLY CONDUCT	5,598	1,432	2	22	26
DRIVING UNDER THE INFLUENCE	23,757	2,158	23	79	33
DRUNKENNESS	19,972	2,033	23	46	33
FAMILY OFFENSES, NONVIOLENT	3,507	673	1	7	8
LIQUOR LAW VIOLATIONS	1,629	157	7	4	3
PEEPING TOM	11	5	0	0	0
RUNAWAY	108	44	0	1	3
TRESPASS OF REAL PROPERTY	3,574	791	4	2	10
ALL OTHER OFFENSES	127,957	18,693	55	320	232
<b>TOTAL GROUP-B ARRESTS</b>	<b>186,191</b>	<b>26,017</b>	<b>115</b>	<b>482</b>	<b>349</b>

<b>TOTAL CRIME ARRESTS</b>	<b>318,242</b>	<b>45,824</b>	<b>175</b>	<b>705</b>	<b>649</b>
----------------------------	----------------	---------------	------------	------------	------------

## 2012 TOTAL ARRESTS BY COUNTY - ADULT AND JUVENILE

GROUP-A	ADAIR				ALLEN				ANDERSON			
	ADULT	JUV	UNK	TOTAL	ADULT	JUV	UNK	TOTAL	ADULT	JUV	UNK	TOTAL
Arson	0	0	0	0	2	0	0	2	0	0	0	0
Assault Offenses	54	2	0	56	125	18	0	143	134	50	0	184
Bribery	0	0	0	0	1	0	0	1	2	0	0	2
Burglary / Breaking and Entering	1	0	0	1	24	0	0	24	27	5	0	32
Counterfeiting/Forgery	4	0	0	4	5	0	0	5	49	0	0	49
Destruction/Damage/Vandalism of Property	7	0	0	7	8	3	0	11	25	4	0	29
Drug/Narcotic Offenses	282	2	3	287	319	12	1	332	363	7	0	370
Embezzlement	0	0	0	0	0	0	0	0	0	0	0	0
Extortion/Blackmail	0	0	0	0	0	0	0	0	0	0	0	0
Fraud Offenses	5	0	0	5	2	0	0	2	29	0	0	29
Gambling Offenses	0	0	0	0	0	0	0	0	0	0	0	0
Homicide Offenses	2	0	0	2	4	0	0	4	1	0	0	1
Kidnapping/Abduction	0	0	0	0	2	0	0	2	5	0	0	5
Larceny/Theft Offenses	111	9	2	122	68	1	0	69	161	6	1	168
Motor Vehicle Theft	1	0	0	1	3	0	0	3	3	0	0	3
Pornography/Obscene Material	0	0	0	0	0	0	0	0	0	0	0	0
Prostitution Offenses	0	0	0	0	1	0	0	1	0	0	0	0
Robbery	0	0	0	0	2	0	0	2	0	0	0	0
Sex Offenses, Forcible	0	2	0	2	2	5	0	7	13	5	0	18
Sex Offenses, Nonforcible	0	0	0	0	0	0	0	0	6	0	0	6
Stolen Property Offenses (Receiving, etc.)	9	1	0	10	15	4	0	19	17	0	0	17
Weapon Law Violations	8	0	0	8	9	0	0	9	6	0	0	6
<b>TOTAL GROUP-A ARRESTS</b>	<b>484</b>	<b>16</b>	<b>5</b>	<b>505</b>	<b>592</b>	<b>43</b>	<b>1</b>	<b>636</b>	<b>841</b>	<b>77</b>	<b>1</b>	<b>919</b>

GROUP-B	ADULT	JUV	UNK	TOTAL	ADULT	JUV	UNK	TOTAL	ADULT	JUV	UNK	TOTAL
Bad Checks	0	0	0	0	0	0	0	0	0	0	0	0
Curfew/Loitering/Vagrancy	0	0	0	0	0	0	0	0	0	0	0	0
Disorderly Conduct	13	1	2	16	25	20	0	45	18	3	0	21
Driving Under the Influence	98	3	1	102	110	0	0	110	131	0	0	131
Drunkness	87	0	5	92	84	2	1	87	73	0	0	73
Family Offenses, Nonviolent	9	0	0	9	86	0	0	86	17	0	0	17
Liquor Law Violations	5	1	1	7	3	2	0	5	4	0	0	4
Peeping Tom	0	0	0	0	0	0	0	0	0	0	0	0
Runaway	0	0	0	0	0	0	0	0	0	1	0	1
Trespass of Real Property	15	0	0	15	13	0	0	13	7	8	0	15
All Other Offenses	238	5	6	249	894	8	1	903	721	18	0	739
<b>TOTAL GROUP-B ARRESTS</b>	<b>465</b>	<b>10</b>	<b>15</b>	<b>490</b>	<b>1,215</b>	<b>32</b>	<b>2</b>	<b>1,249</b>	<b>971</b>	<b>30</b>	<b>0</b>	<b>1,001</b>

<b>TOTAL CRIMES</b>	<b>949</b>	<b>26</b>	<b>20</b>	<b>995</b>	<b>1,807</b>	<b>75</b>	<b>3</b>	<b>1,885</b>	<b>1,812</b>	<b>107</b>	<b>1</b>	<b>1,920</b>
---------------------	------------	-----------	-----------	------------	--------------	-----------	----------	--------------	--------------	------------	----------	--------------

## 2012 TOTAL ARRESTS BY COUNTY - ADULT AND JUVENILE

GROUP-A	BALLARD				BARREN				BATH			
	ADULT	JUV	UNK	TOTAL	ADULT	JUV	UNK	TOTAL	ADULT	JUV	UNK	TOTAL
Arson	1	0	0	1	6	2	0	8	0	0	0	0
Assault Offenses	54	1	0	55	332	11	40	383	34	5	0	39
Bribery	0	0	0	0	1	0	0	1	0	0	0	0
Burglary / Breaking and Entering	11	2	0	13	36	1	2	39	20	0	0	20
Counterfeiting/Forgery	16	0	0	16	44	0	1	45	12	0	0	12
Destruction/Damage/Vandalism of Property	15	1	0	16	42	7	3	52	9	0	0	9
Drug/Narcotic Offenses	82	4	0	86	773	10	81	864	153	2	0	155
Embezzlement	0	0	0	0	0	0	0	0	0	0	0	0
Extortion/Blackmail	0	0	0	0	0	0	0	0	0	0	0	0
Fraud Offenses	0	0	0	0	51	0	2	53	0	0	0	0
Gambling Offenses	0	0	0	0	0	0	0	0	0	0	0	0
Homicide Offenses	1	0	0	1	2	0	0	2	1	0	0	1
Kidnapping/Abduction	1	0	0	1	7	0	0	7	1	0	0	1
Larceny/Theft Offenses	115	2	0	117	309	2	19	330	49	0	0	49
Motor Vehicle Theft	3	0	0	3	11	1	0	12	3	0	0	3
Pornography/Obscene Material	4	0	0	4	11	0	0	11	0	0	0	0
Prostitution Offenses	0	0	0	0	0	0	0	0	0	0	0	0
Robbery	0	0	0	0	3	0	1	4	0	0	0	0
Sex Offenses, Forcible	1	1	0	2	7	23	0	30	0	0	0	0
Sex Offenses, Nonforcible	0	0	0	0	4	0	0	4	0	0	0	0
Stolen Property Offenses (Receiving, etc.)	5	0	0	5	39	2	4	45	9	0	0	9
Weapon Law Violations	10	0	0	10	27	0	2	29	6	0	0	6
<b>TOTAL GROUP-A ARRESTS</b>	<b>319</b>	<b>11</b>	<b>0</b>	<b>330</b>	<b>1,705</b>	<b>59</b>	<b>155</b>	<b>1,919</b>	<b>297</b>	<b>7</b>	<b>0</b>	<b>304</b>

GROUP-B	ADULT	JUV	UNK	TOTAL	ADULT	JUV	UNK	TOTAL	ADULT	JUV	UNK	TOTAL
Bad Checks	0	0	0	0	0	0	0	0	0	0	0	0
Curfew/Loitering/Vagrancy	0	0	0	0	0	0	0	0	0	0	0	0
Disorderly Conduct	13	1	0	14	53	4	3	60	12	0	1	13
Driving Under the Influence	50	1	0	51	284	3	18	305	54	0	0	54
Drunkenness	22	0	0	22	231	1	11	243	77	0	0	77
Family Offenses, Nonviolent	6	0	0	6	38	0	5	43	10	0	0	10
Liquor Law Violations	7	1	0	8	6	1	0	7	1	2	0	3
Peeping Tom	0	0	0	0	2	0	0	2	0	0	0	0
Runaway	0	1	0	1	0	0	0	0	1	0	0	1
Trespass of Real Property	8	0	0	8	42	11	2	55	7	0	0	7
All Other Offenses	362	13	0	375	1,320	18	63	1,401	450	0	1	451
<b>TOTAL GROUP-B ARRESTS</b>	<b>468</b>	<b>17</b>	<b>0</b>	<b>485</b>	<b>1,976</b>	<b>38</b>	<b>102</b>	<b>2,116</b>	<b>612</b>	<b>2</b>	<b>2</b>	<b>616</b>

<b>TOTAL CRIMES</b>	<b>787</b>	<b>28</b>	<b>0</b>	<b>815</b>	<b>3,681</b>	<b>97</b>	<b>257</b>	<b>4,035</b>	<b>909</b>	<b>9</b>	<b>2</b>	<b>920</b>
---------------------	------------	-----------	----------	------------	--------------	-----------	------------	--------------	------------	----------	----------	------------

## 2012 TOTAL ARRESTS BY COUNTY - ADULT AND JUVENILE

GROUP-A	BELL				BOONE				BOURBON			
	ADULT	JUV	UNK	TOTAL	ADULT	JUV	UNK	TOTAL	ADULT	JUV	UNK	TOTAL
Arson	2	1	0	3	0	1	0	1	0	0	0	0
Assault Offenses	215	10	1	226	353	64	0	417	130	11	0	141
Bribery	1	0	0	1	0	0	0	0	0	0	0	0
Burglary / Breaking and Entering	63	6	0	69	94	19	0	113	28	11	0	39
Counterfeiting/Forgery	242	0	0	242	135	0	0	135	34	0	0	34
Destruction/Damage/Vandalism of Property	45	10	0	55	82	13	0	95	24	10	0	34
Drug/Narcotic Offenses	488	5	0	493	1,542	107	0	1,649	150	3	0	153
Embezzlement	0	0	0	0	0	0	0	0	0	0	0	0
Extortion/Blackmail	0	0	0	0	0	0	0	0	0	0	0	0
Fraud Offenses	26	1	0	27	152	0	0	152	11	0	0	11
Gambling Offenses	2	0	0	2	0	0	0	0	0	0	0	0
Homicide Offenses	2	0	0	2	4	0	0	4	2	0	0	2
Kidnapping/Abduction	3	0	0	3	12	0	0	12	0	0	0	0
Larceny/Theft Offenses	499	29	0	528	1,087	48	2	1,137	172	9	2	183
Motor Vehicle Theft	12	4	0	16	22	2	0	24	6	0	0	6
Pornography/Obscene Material	6	0	0	6	11	0	0	11	10	0	0	10
Prostitution Offenses	2	0	0	2	1	0	0	1	0	0	0	0
Robbery	22	1	0	23	34	2	0	36	1	2	0	3
Sex Offenses, Forcible	3	1	0	4	34	9	0	43	2	0	0	2
Sex Offenses, Nonforcible	0	0	0	0	1	0	0	1	0	0	0	0
Stolen Property Offenses (Receiving, etc.)	102	4	0	106	188	17	0	205	36	5	0	41
Weapon Law Violations	22	2	0	24	29	19	0	48	25	0	0	25
<b>TOTAL GROUP-A ARRESTS</b>	<b>1,757</b>	<b>74</b>	<b>1</b>	<b>1,832</b>	<b>3,781</b>	<b>301</b>	<b>2</b>	<b>4,084</b>	<b>631</b>	<b>51</b>	<b>2</b>	<b>684</b>

GROUP-B	ADULT	JUV	UNK	TOTAL	ADULT	JUV	UNK	TOTAL	ADULT	JUV	UNK	TOTAL
Bad Checks	0	0	0	0	0	0	0	0	0	0	0	0
Curfew/Loitering/Vagrancy	0	0	0	0	1	0	0	1	0	0	0	0
Disorderly Conduct	83	8	1	92	134	47	1	182	52	9	0	61
Driving Under the Influence	312	0	1	313	828	3	0	831	249	0	0	249
Drunkness	206	4	1	211	605	27	1	633	221	3	2	226
Family Offenses, Nonviolent	19	0	0	19	272	0	2	274	20	0	0	20
Liquor Law Violations	4	0	0	4	40	28	0	68	3	0	0	3
Peeping Tom	2	0	0	2	1	0	0	1	0	0	0	0
Runaway	0	1	0	1	1	9	0	10	0	0	0	0
Trespass of Real Property	49	5	0	54	99	16	0	115	17	6	0	23
All Other Offenses	3,249	26	3	3,278	3,045	82	7	3,134	745	26	0	771
<b>TOTAL GROUP-B ARRESTS</b>	<b>3,924</b>	<b>44</b>	<b>6</b>	<b>3,974</b>	<b>5,026</b>	<b>212</b>	<b>11</b>	<b>5,249</b>	<b>1,307</b>	<b>44</b>	<b>2</b>	<b>1,353</b>

<b>TOTAL CRIMES</b>	<b>5,681</b>	<b>118</b>	<b>7</b>	<b>5,806</b>	<b>8,807</b>	<b>513</b>	<b>13</b>	<b>9,333</b>	<b>1,938</b>	<b>95</b>	<b>4</b>	<b>2,037</b>
---------------------	--------------	------------	----------	--------------	--------------	------------	-----------	--------------	--------------	-----------	----------	--------------

## 2012 TOTAL ARRESTS BY COUNTY - ADULT AND JUVENILE

GROUP-A	BOYD				BOYLE				BRACKEN			
	ADULT	JUV	UNK	TOTAL	ADULT	JUV	UNK	TOTAL	ADULT	JUV	UNK	TOTAL
Arson	0	0	0	0	1	0	0	1	0	0	0	0
Assault Offenses	235	8	0	243	168	3	0	171	28	0	0	28
Bribery	1	0	0	1	0	0	0	0	0	0	0	0
Burglary / Breaking and Entering	67	1	0	68	70	3	0	73	6	0	0	6
Counterfeiting/Forgery	30	0	0	30	40	0	0	40	9	0	0	9
Destruction/Damage/Vandalism of Property	33	2	0	35	23	3	0	26	6	0	0	6
Drug/Narcotic Offenses	590	9	0	599	203	11	0	214	47	0	0	47
Embezzlement	0	0	0	0	0	0	0	0	0	0	0	0
Extortion/Blackmail	1	0	0	1	0	0	0	0	0	0	0	0
Fraud Offenses	135	0	0	135	24	0	0	24	9	0	0	9
Gambling Offenses	0	0	0	0	1	0	0	1	0	0	0	0
Homicide Offenses	4	0	0	4	8	0	0	8	0	0	0	0
Kidnapping/Abduction	5	0	0	5	7	0	0	7	0	0	0	0
Larceny/Theft Offenses	624	8	1	633	260	5	0	265	40	0	1	41
Motor Vehicle Theft	13	0	0	13	3	0	0	3	1	0	0	1
Pornography/Obscene Material	25	1	0	26	0	0	0	0	0	0	0	0
Prostitution Offenses	6	0	0	6	0	0	0	0	0	0	0	0
Robbery	25	1	0	26	21	1	0	22	0	0	0	0
Sex Offenses, Forcible	9	0	0	9	5	1	0	6	2	0	0	2
Sex Offenses, Nonforcible	1	0	0	1	0	0	0	0	0	0	0	0
Stolen Property Offenses (Receiving, etc.)	85	1	0	86	39	0	0	39	4	0	0	4
Weapon Law Violations	16	1	0	17	19	0	0	19	1	1	0	2
<b>TOTAL GROUP-A ARRESTS</b>	<b>1,905</b>	<b>32</b>	<b>1</b>	<b>1,938</b>	<b>892</b>	<b>27</b>	<b>0</b>	<b>919</b>	<b>153</b>	<b>1</b>	<b>1</b>	<b>155</b>

GROUP-B												
Bad Checks	0	0	0	0	0	0	0	0	0	0	0	0
Curfew/Loitering/Vagrancy	0	0	0	0	0	0	0	0	0	0	0	0
Disorderly Conduct	34	1	1	36	69	3	0	72	3	0	1	4
Driving Under the Influence	381	1	0	382	227	2	0	229	36	0	0	36
Drunkness	414	5	0	419	206	3	2	211	24	0	1	25
Family Offenses, Nonviolent	55	0	1	56	33	0	0	33	6	0	0	6
Liquor Law Violations	3	1	0	4	4	0	0	4	6	1	0	7
Peeping Tom	0	0	0	0	0	0	0	0	0	0	0	0
Runaway	2	2	0	4	0	0	0	0	0	0	0	0
Trespass of Real Property	31	0	0	31	43	0	1	44	5	0	0	5
All Other Offenses	2,328	29	4	2,361	1,161	7	3	1,171	169	0	0	169
<b>TOTAL GROUP-B ARRESTS</b>	<b>3,248</b>	<b>39</b>	<b>6</b>	<b>3,293</b>	<b>1,743</b>	<b>15</b>	<b>6</b>	<b>1,764</b>	<b>249</b>	<b>1</b>	<b>2</b>	<b>252</b>

<b>TOTAL CRIMES</b>	<b>5,153</b>	<b>71</b>	<b>7</b>	<b>5,231</b>	<b>2,635</b>	<b>42</b>	<b>6</b>	<b>2,683</b>	<b>402</b>	<b>2</b>	<b>3</b>	<b>407</b>
---------------------	--------------	-----------	----------	--------------	--------------	-----------	----------	--------------	------------	----------	----------	------------

## 2012 TOTAL ARRESTS BY COUNTY - ADULT AND JUVENILE

GROUP-A	BREATHITT				BRECKINRIDGE				BULLITT			
	ADULT	JUV	UNK	TOTAL	ADULT	JUV	UNK	TOTAL	ADULT	JUV	UNK	TOTAL
Arson	0	0	0	0	2	0	0	2	1	0	0	1
Assault Offenses	88	10	0	98	119	4	0	123	468	41	2	511
Bribery	0	0	0	0	0	0	0	0	1	0	0	1
Burglary / Breaking and Entering	11	0	0	11	16	0	0	16	93	10	0	103
Counterfeiting/Forgery	7	0	0	7	11	0	0	11	30	0	0	30
Destruction/Damage/Vandalism of Property	6	3	0	9	34	5	0	39	109	16	1	126
Drug/Narcotic Offenses	111	1	0	112	85	2	4	91	1,312	26	0	1,338
Embezzlement	0	0	0	0	0	0	0	0	0	0	0	0
Extortion/Blackmail	0	0	0	0	2	0	0	2	0	0	0	0
Fraud Offenses	7	0	0	7	14	0	0	14	49	1	2	52
Gambling Offenses	0	0	0	0	0	0	0	0	0	0	0	0
Homicide Offenses	0	0	0	0	1	0	0	1	2	0	0	2
Kidnapping/Abduction	0	0	0	0	1	0	0	1	14	0	0	14
Larceny/Theft Offenses	65	0	0	65	218	0	0	218	365	34	0	399
Motor Vehicle Theft	4	1	0	5	5	0	0	5	14	14	0	28
Pornography/Obscene Material	0	0	0	0	0	0	0	0	3	1	0	4
Prostitution Offenses	0	0	0	0	0	0	0	0	6	0	0	6
Robbery	0	0	0	0	1	0	0	1	10	7	0	17
Sex Offenses, Forcible	0	0	0	0	28	7	0	35	27	0	0	27
Sex Offenses, Nonforcible	0	0	0	0	0	0	0	0	0	0	0	0
Stolen Property Offenses (Receiving, etc.)	8	0	0	8	17	0	0	17	62	7	0	69
Weapon Law Violations	1	0	0	1	7	0	0	7	42	1	0	43
<b>TOTAL GROUP-A ARRESTS</b>	<b>308</b>	<b>15</b>	<b>0</b>	<b>323</b>	<b>561</b>	<b>18</b>	<b>4</b>	<b>583</b>	<b>2,608</b>	<b>158</b>	<b>5</b>	<b>2,771</b>

GROUP-B	ADULT	JUV	UNK	TOTAL	ADULT	JUV	UNK	TOTAL	ADULT	JUV	UNK	TOTAL
Bad Checks	0	0	0	0	0	0	0	0	0	0	0	0
Curfew/Loitering/Vagrancy	0	0	0	0	0	0	0	0	0	0	0	0
Disorderly Conduct	19	0	0	19	13	1	0	14	80	15	1	96
Driving Under the Influence	102	0	0	102	69	0	0	69	584	0	0	584
Drunkness	152	23	0	175	54	5	0	59	294	9	2	305
Family Offenses, Nonviolent	9	0	0	9	62	0	0	62	62	0	0	62
Liquor Law Violations	0	0	0	0	1	11	0	12	39	9	0	48
Peeping Tom	0	0	0	0	0	0	0	0	0	0	0	0
Runaway	0	1	0	1	0	0	0	0	0	0	0	0
Trespass of Real Property	9	0	0	9	8	0	0	8	94	11	0	105
All Other Offenses	602	2	1	605	433	4	1	438	1,257	32	4	1,293
<b>TOTAL GROUP-B ARRESTS</b>	<b>893</b>	<b>26</b>	<b>1</b>	<b>920</b>	<b>640</b>	<b>21</b>	<b>1</b>	<b>662</b>	<b>2,410</b>	<b>76</b>	<b>7</b>	<b>2,493</b>

<b>TOTAL CRIMES</b>	<b>1,201</b>	<b>41</b>	<b>1</b>	<b>1,243</b>	<b>1,201</b>	<b>39</b>	<b>5</b>	<b>1,245</b>	<b>5,018</b>	<b>234</b>	<b>12</b>	<b>5,264</b>
---------------------	--------------	-----------	----------	--------------	--------------	-----------	----------	--------------	--------------	------------	-----------	--------------

## 2012 TOTAL ARRESTS BY COUNTY - ADULT AND JUVENILE

GROUP-A	BUTLER				CALDWELL				CALLOWAY			
	ADULT	JUV	UNK	TOTAL	ADULT	JUV	UNK	TOTAL	ADULT	JUV	UNK	TOTAL
Arson	0	0	0	0	4	0	0	4	4	3	0	7
Assault Offenses	29	7	0	36	102	4	0	106	192	0	0	192
Bribery	0	0	0	0	0	0	0	0	0	0	0	0
Burglary / Breaking and Entering	7	4	0	11	21	0	0	21	49	4	0	53
Counterfeiting/Forgery	8	0	0	8	7	0	0	7	19	1	0	20
Destruction/Damage/Vandalism of Property	6	1	0	7	11	3	0	14	31	3	0	34
Drug/Narcotic Offenses	91	8	0	99	148	3	0	151	471	17	0	488
Embezzlement	0	0	0	0	0	0	0	0	0	0	0	0
Extortion/Blackmail	0	0	0	0	0	0	0	0	0	0	0	0
Fraud Offenses	0	0	0	0	2	0	0	2	26	0	0	26
Gambling Offenses	0	0	0	0	0	0	0	0	0	0	0	0
Homicide Offenses	1	0	0	1	1	0	0	1	7	0	0	7
Kidnapping/Abduction	0	0	0	0	3	0	0	3	2	0	0	2
Larceny/Theft Offenses	30	3	0	33	207	7	2	216	475	16	2	493
Motor Vehicle Theft	4	0	0	4	4	0	0	4	12	0	0	12
Pornography/Obscene Material	0	5	0	5	1	0	0	1	0	0	0	0
Prostitution Offenses	0	0	0	0	0	0	0	0	0	0	0	0
Robbery	3	0	0	3	1	0	0	1	5	0	0	5
Sex Offenses, Forcible	11	0	0	11	0	0	0	0	9	0	0	9
Sex Offenses, Nonforcible	0	0	0	0	0	0	0	0	13	0	0	13
Stolen Property Offenses (Receiving, etc.)	6	0	0	6	14	1	0	15	45	2	0	47
Weapon Law Violations	2	0	0	2	9	0	0	9	14	1	0	15
<b>TOTAL GROUP-A ARRESTS</b>	<b>198</b>	<b>28</b>	<b>0</b>	<b>226</b>	<b>535</b>	<b>18</b>	<b>2</b>	<b>555</b>	<b>1,374</b>	<b>47</b>	<b>2</b>	<b>1,423</b>

GROUP-B	ADULT	JUV	UNK	TOTAL	ADULT	JUV	UNK	TOTAL	ADULT	JUV	UNK	TOTAL
Bad Checks	0	0	0	0	0	0	0	0	0	0	0	0
Curfew/Loitering/Vagrancy	0	0	0	0	0	0	0	0	0	0	0	0
Disorderly Conduct	5	2	0	7	14	0	0	14	28	0	0	28
Driving Under the Influence	39	1	0	40	59	0	0	59	301	1	0	302
Drunkenness	36	1	0	37	55	0	0	55	141	0	0	141
Family Offenses, Nonviolent	3	0	0	3	11	0	0	11	53	0	0	53
Liquor Law Violations	0	0	0	0	1	0	0	1	28	1	0	29
Peeping Tom	0	0	0	0	0	0	0	0	0	0	0	0
Runaway	0	1	0	1	0	1	0	1	0	0	0	0
Trespass of Real Property	6	0	0	6	21	0	0	21	42	1	0	43
All Other Offenses	108	5	0	113	524	6	0	530	837	4	2	843
<b>TOTAL GROUP-B ARRESTS</b>	<b>197</b>	<b>10</b>	<b>0</b>	<b>207</b>	<b>685</b>	<b>7</b>	<b>0</b>	<b>692</b>	<b>1,430</b>	<b>7</b>	<b>2</b>	<b>1,439</b>

<b>TOTAL CRIMES</b>	<b>395</b>	<b>38</b>	<b>0</b>	<b>433</b>	<b>1,220</b>	<b>25</b>	<b>2</b>	<b>1,247</b>	<b>2,804</b>	<b>54</b>	<b>4</b>	<b>2,862</b>
---------------------	------------	-----------	----------	------------	--------------	-----------	----------	--------------	--------------	-----------	----------	--------------

## 2012 TOTAL ARRESTS BY COUNTY - ADULT AND JUVENILE

GROUP-A	** CAMPBELL **				CARLISLE				CARROLL			
	ADULT	JUV	UNK	TOTAL	ADULT	JUV	UNK	TOTAL	ADULT	JUV	UNK	TOTAL
Arson	1	1	0	2	0	0	0	0	1	0	0	1
Assault Offenses	289	42	0	331	27	0	0	27	53	1	0	54
Bribery	2	0	0	2	0	0	0	0	0	0	0	0
Burglary / Breaking and Entering	103	8	0	111	4	0	0	4	16	1	0	17
Counterfeiting/Forgery	80	0	0	80	2	0	0	2	16	0	0	16
Destruction/Damage/Vandalism of Property	36	12	0	48	2	0	0	2	13	3	0	16
Drug/Narcotic Offenses	1,778	73	0	1,851	38	0	0	38	371	9	0	380
Embezzlement	0	0	0	0	0	0	0	0	0	0	0	0
Extortion/Blackmail	0	0	0	0	0	0	0	0	0	0	0	0
Fraud Offenses	30	1	0	31	1	0	0	1	3	0	0	3
Gambling Offenses	0	0	0	0	0	0	0	0	0	0	0	0
Homicide Offenses	0	1	0	1	0	0	0	0	1	0	0	1
Kidnapping/Abduction	7	0	0	7	0	0	0	0	0	0	0	0
Larceny/Theft Offenses	613	92	3	708	33	0	0	33	106	6	0	112
Motor Vehicle Theft	7	2	0	9	2	0	0	2	5	0	0	5
Pornography/Obscene Material	0	0	0	0	0	0	0	0	1	0	0	1
Prostitution Offenses	15	0	0	15	0	0	0	0	0	0	0	0
Robbery	29	4	0	33	0	0	0	0	0	0	0	0
Sex Offenses, Forcible	13	4	0	17	5	0	0	5	10	0	0	10
Sex Offenses, Nonforcible	0	0	0	0	4	0	0	4	3	0	0	3
Stolen Property Offenses (Receiving, etc.)	133	6	0	139	4	0	0	4	15	0	0	15
Weapon Law Violations	42	4	1	47	3	0	0	3	3	0	0	3
<b>TOTAL GROUP-A ARRESTS</b>	<b>3,178</b>	<b>250</b>	<b>4</b>	<b>3,432</b>	<b>125</b>	<b>0</b>	<b>0</b>	<b>125</b>	<b>617</b>	<b>20</b>	<b>0</b>	<b>637</b>

GROUP-B												
Bad Checks	0	0	0	0	0	0	0	0	0	0	0	0
Curfew/Loitering/Vagrancy	4	1	0	5	0	0	0	0	0	0	0	0
Disorderly Conduct	330	40	0	370	2	0	0	2	16	0	0	16
Driving Under the Influence	441	6	0	447	16	0	0	16	116	2	0	118
Drunkness	739	30	2	771	4	0	0	4	73	0	0	73
Family Offenses, Nonviolent	56	1	0	57	8	0	0	8	21	0	0	21
Liquor Law Violations	61	17	0	78	2	0	0	2	3	0	0	3
Peeping Tom	0	0	0	0	0	0	0	0	0	0	0	0
Runaway	1	3	0	4	0	0	0	0	0	0	0	0
Trespass of Real Property	129	10	0	139	3	0	0	3	9	1	0	10
All Other Offenses	3,321	60	6	3,387	105	0	0	105	708	4	0	712
<b>TOTAL GROUP-B ARRESTS</b>	<b>5,082</b>	<b>168</b>	<b>8</b>	<b>5,258</b>	<b>140</b>	<b>0</b>	<b>0</b>	<b>140</b>	<b>946</b>	<b>7</b>	<b>0</b>	<b>953</b>

<b>TOTAL CRIMES</b>	<b>8,260</b>	<b>418</b>	<b>12</b>	<b>8,690</b>	<b>265</b>	<b>0</b>	<b>0</b>	<b>265</b>	<b>1,563</b>	<b>27</b>	<b>0</b>	<b>1,590</b>
---------------------	--------------	------------	-----------	--------------	------------	----------	----------	------------	--------------	-----------	----------	--------------

Asterisks (\*\*) next to a county name indicate that one or more agencies within that county submitted summary data for at least a portion 2012. Additional data for these agencies can be found under the "Kentucky's Summary Agencies" section.



## 2012 TOTAL ARRESTS BY COUNTY - ADULT AND JUVENILE

GROUP-A	CARTER				CASEY				CHRISTIAN			
	ADULT	JUV	UNK	TOTAL	ADULT	JUV	UNK	TOTAL	ADULT	JUV	UNK	TOTAL
Arson	1	0	0	1	0	1	0	1	1	5	0	6
Assault Offenses	114	0	0	114	89	5	0	94	665	94	1	760
Bribery	0	0	0	0	0	0	0	0	26	0	0	26
Burglary / Breaking and Entering	12	2	0	14	45	1	0	46	137	7	0	144
Counterfeiting/Forgery	16	0	0	16	14	0	0	14	160	1	0	161
Destruction/Damage/Vandalism of Property	26	0	0	26	35	6	0	41	106	12	0	118
Drug/Narcotic Offenses	127	0	0	127	197	0	0	197	878	22	1	901
Embezzlement	0	0	0	0	0	0	0	0	0	0	0	0
Extortion/Blackmail	0	0	0	0	0	0	0	0	1	0	0	1
Fraud Offenses	9	0	0	9	11	0	0	11	129	0	0	129
Gambling Offenses	2	0	0	2	0	0	0	0	0	0	0	0
Homicide Offenses	1	0	0	1	7	0	0	7	7	0	0	7
Kidnapping/Abduction	2	0	0	2	0	0	0	0	22	0	0	22
Larceny/Theft Offenses	108	2	0	110	282	7	24	313	606	40	5	651
Motor Vehicle Theft	1	0	0	1	1	1	0	2	17	1	0	18
Pornography/Obscene Material	0	0	0	0	0	0	0	0	141	8	0	149
Prostitution Offenses	0	0	0	0	0	0	0	0	0	0	0	0
Robbery	3	0	0	3	0	0	0	0	40	0	0	40
Sex Offenses, Forcible	8	3	0	11	90	0	0	90	91	18	0	109
Sex Offenses, Nonforcible	2	0	0	2	55	0	1	56	0	0	0	0
Stolen Property Offenses (Receiving, etc.)	14	0	0	14	21	0	1	22	85	13	0	98
Weapon Law Violations	7	0	0	7	5	0	0	5	80	4	0	84
<b>TOTAL GROUP-A ARRESTS</b>	<b>453</b>	<b>7</b>	<b>0</b>	<b>460</b>	<b>852</b>	<b>21</b>	<b>26</b>	<b>899</b>	<b>3,192</b>	<b>225</b>	<b>7</b>	<b>3,424</b>

GROUP-B	ADULT	JUV	UNK	TOTAL	ADULT	JUV	UNK	TOTAL	ADULT	JUV	UNK	TOTAL
Bad Checks	0	0	0	0	0	0	0	0	0	0	0	0
Curfew/Loitering/Vagrancy	0	0	0	0	0	0	0	0	0	0	0	0
Disorderly Conduct	14	1	0	15	16	0	1	17	174	42	1	217
Driving Under the Influence	188	0	0	188	89	1	0	90	496	0	0	496
Drunkenness	74	0	0	74	40	0	1	41	338	7	1	346
Family Offenses, Nonviolent	18	0	0	18	5	0	0	5	126	0	0	126
Liquor Law Violations	8	1	0	9	12	2	0	14	9	0	0	9
Peeping Tom	0	0	0	0	0	0	0	0	0	0	0	0
Runaway	0	0	0	0	0	0	0	0	0	1	0	1
Trespass of Real Property	14	0	0	14	11	2	2	15	87	10	1	98
All Other Offenses	1,380	1	1	1,382	285	1	8	294	3,879	238	3	4,120
<b>TOTAL GROUP-B ARRESTS</b>	<b>1,696</b>	<b>3</b>	<b>1</b>	<b>1,700</b>	<b>458</b>	<b>6</b>	<b>12</b>	<b>476</b>	<b>5,109</b>	<b>298</b>	<b>6</b>	<b>5,413</b>

<b>TOTAL CRIMES</b>	<b>2,149</b>	<b>10</b>	<b>1</b>	<b>2,160</b>	<b>1,310</b>	<b>27</b>	<b>38</b>	<b>1,375</b>	<b>8,301</b>	<b>523</b>	<b>13</b>	<b>8,837</b>
---------------------	--------------	-----------	----------	--------------	--------------	-----------	-----------	--------------	--------------	------------	-----------	--------------

## 2012 TOTAL ARRESTS BY COUNTY - ADULT AND JUVENILE

GROUP-A	CLARK				CLAY				CLINTON			
	ADULT	JUV	UNK	TOTAL	ADULT	JUV	UNK	TOTAL	ADULT	JUV	UNK	TOTAL
Arson	4	0	0	4	8	0	0	8	0	0	0	0
Assault Offenses	195	8	1	204	247	23	0	270	9	0	0	9
Bribery	0	0	0	0	2	0	0	2	0	0	0	0
Burglary / Breaking and Entering	37	0	0	37	40	0	0	40	3	0	0	3
Counterfeiting/Forgery	38	0	0	38	26	0	0	26	0	0	0	0
Destruction/Damage/Vandalism of Property	17	2	0	19	37	0	1	38	3	0	0	3
Drug/Narcotic Offenses	479	0	1	480	409	8	0	417	18	0	0	18
Embezzlement	0	0	0	0	0	0	0	0	0	0	0	0
Extortion/Blackmail	0	0	0	0	0	0	0	0	0	0	0	0
Fraud Offenses	43	0	0	43	17	0	0	17	4	0	0	4
Gambling Offenses	0	0	0	0	0	0	0	0	0	0	0	0
Homicide Offenses	5	0	0	5	2	0	0	2	2	0	0	2
Kidnapping/Abduction	5	0	0	5	0	0	0	0	0	0	0	0
Larceny/Theft Offenses	459	5	10	474	251	2	1	254	9	0	0	9
Motor Vehicle Theft	3	0	0	3	4	0	0	4	1	0	0	1
Pornography/Obscene Material	0	0	0	0	0	0	0	0	0	0	0	0
Prostitution Offenses	0	0	0	0	0	0	0	0	0	0	0	0
Robbery	12	0	1	13	5	0	0	5	0	0	0	0
Sex Offenses, Forcible	15	0	0	15	8	2	0	10	0	0	0	0
Sex Offenses, Nonforcible	2	0	0	2	0	0	0	0	0	0	0	0
Stolen Property Offenses (Receiving, etc.)	68	1	0	69	35	1	0	36	3	0	0	3
Weapon Law Violations	19	0	0	19	18	1	0	19	1	0	0	1
<b>TOTAL GROUP-A ARRESTS</b>	<b>1,401</b>	<b>16</b>	<b>13</b>	<b>1,430</b>	<b>1,109</b>	<b>37</b>	<b>2</b>	<b>1,148</b>	<b>53</b>	<b>0</b>	<b>0</b>	<b>53</b>

GROUP-B	ADULT	JUV	UNK	TOTAL	ADULT	JUV	UNK	TOTAL	ADULT	JUV	UNK	TOTAL
Bad Checks	0	0	0	0	0	0	0	0	0	0	0	0
Curfew/Loitering/Vagrancy	1	0	0	1	0	0	0	0	0	0	0	0
Disorderly Conduct	94	2	0	96	61	6	0	67	2	0	0	2
Driving Under the Influence	168	1	0	169	396	1	0	397	21	1	0	22
Drunkenness	515	1	0	516	333	9	0	342	1	0	0	1
Family Offenses, Nonviolent	38	0	0	38	28	0	0	28	2	0	0	2
Liquor Law Violations	4	0	0	4	6	4	0	10	0	0	0	0
Peeping Tom	0	0	0	0	0	0	0	0	0	0	0	0
Runaway	0	0	0	0	0	0	0	0	0	0	0	0
Trespass of Real Property	62	1	0	63	20	0	0	20	0	0	0	0
All Other Offenses	1,266	7	8	1,281	955	7	0	962	67	0	0	67
<b>TOTAL GROUP-B ARRESTS</b>	<b>2,148</b>	<b>12</b>	<b>8</b>	<b>2,168</b>	<b>1,799</b>	<b>27</b>	<b>0</b>	<b>1,826</b>	<b>93</b>	<b>1</b>	<b>0</b>	<b>94</b>

<b>TOTAL CRIMES</b>	<b>3,549</b>	<b>28</b>	<b>21</b>	<b>3,598</b>	<b>2,908</b>	<b>64</b>	<b>2</b>	<b>2,974</b>	<b>146</b>	<b>1</b>	<b>0</b>	<b>147</b>
---------------------	--------------	-----------	-----------	--------------	--------------	-----------	----------	--------------	------------	----------	----------	------------

## 2012 TOTAL ARRESTS BY COUNTY - ADULT AND JUVENILE

GROUP-A	CRITTENDEN				CUMBERLAND				DAVISS			
	ADULT	JUV	UNK	TOTAL	ADULT	JUV	UNK	TOTAL	ADULT	JUV	UNK	TOTAL
Arson	0	0	0	0	0	0	0	0	2	8	0	10
Assault Offenses	63	0	0	63	38	0	0	38	672	183	5	860
Bribery	0	0	0	0	0	0	0	0	5	0	0	5
Burglary / Breaking and Entering	20	0	0	20	0	0	0	0	133	29	0	162
Counterfeiting/Forgery	26	0	0	26	7	0	0	7	132	3	0	135
Destruction/Damage/Vandalism of Property	9	0	0	9	7	0	0	7	112	54	0	166
Drug/Narcotic Offenses	103	0	0	103	52	0	0	52	1,973	99	0	2,072
Embezzlement	0	0	0	0	0	0	0	0	0	0	0	0
Extortion/Blackmail	0	0	0	0	0	0	0	0	0	0	0	0
Fraud Offenses	0	0	0	0	1	0	0	1	114	3	0	117
Gambling Offenses	0	0	0	0	0	0	0	0	0	0	0	0
Homicide Offenses	1	0	0	1	0	0	0	0	6	0	0	6
Kidnapping/Abduction	1	0	0	1	0	0	0	0	9	2	0	11
Larceny/Theft Offenses	314	0	1	315	30	0	0	30	2,200	140	7	2,347
Motor Vehicle Theft	1	0	0	1	3	0	0	3	41	8	0	49
Pornography/Obscene Material	0	0	0	0	0	0	0	0	1,340	1	0	1,341
Prostitution Offenses	0	0	0	0	0	0	0	0	0	0	0	0
Robbery	2	0	0	2	0	0	0	0	33	2	0	35
Sex Offenses, Forcible	1	0	0	1	1	0	0	1	54	12	0	66
Sex Offenses, Nonforcible	0	0	0	0	0	0	0	0	1	0	0	1
Stolen Property Offenses (Receiving, etc.)	2	0	0	2	11	0	0	11	139	35	0	174
Weapon Law Violations	1	0	0	1	1	0	0	1	80	3	0	83
<b>TOTAL GROUP-A ARRESTS</b>	<b>544</b>	<b>0</b>	<b>1</b>	<b>545</b>	<b>151</b>	<b>0</b>	<b>0</b>	<b>151</b>	<b>7,046</b>	<b>582</b>	<b>12</b>	<b>7,640</b>

GROUP-B	ADULT	JUV	UNK	TOTAL	ADULT	JUV	UNK	TOTAL	ADULT	JUV	UNK	TOTAL
Bad Checks	0	0	0	0	0	0	0	0	0	0	0	0
Curfew/Loitering/Vagrancy	0	0	0	0	0	0	0	0	0	0	0	0
Disorderly Conduct	8	0	0	8	8	0	0	8	234	93	1	328
Driving Under the Influence	46	2	0	48	47	0	0	47	942	10	0	952
Drunkness	27	0	0	27	15	0	0	15	604	35	0	639
Family Offenses, Nonviolent	6	0	0	6	18	0	0	18	115	0	0	115
Liquor Law Violations	22	1	0	23	2	0	0	2	182	36	0	218
Peeping Tom	0	0	0	0	0	0	0	0	1	0	0	1
Runaway	0	0	0	0	0	0	0	0	6	13	0	19
Trespass of Real Property	12	0	0	12	6	0	0	6	184	40	0	224
All Other Offenses	276	0	1	277	123	2	0	125	5,111	165	6	5,282
<b>TOTAL GROUP-B ARRESTS</b>	<b>397</b>	<b>3</b>	<b>1</b>	<b>401</b>	<b>219</b>	<b>2</b>	<b>0</b>	<b>221</b>	<b>7,379</b>	<b>392</b>	<b>7</b>	<b>7,778</b>

<b>TOTAL CRIMES</b>	<b>941</b>	<b>3</b>	<b>2</b>	<b>946</b>	<b>370</b>	<b>2</b>	<b>0</b>	<b>372</b>	<b>14,425</b>	<b>974</b>	<b>19</b>	<b>15,418</b>
---------------------	------------	----------	----------	------------	------------	----------	----------	------------	---------------	------------	-----------	---------------

## 2012 TOTAL ARRESTS BY COUNTY - ADULT AND JUVENILE

GROUP-A	EDMONSON				ELLIOTT				ESTILL			
	ADULT	JUV	UNK	TOTAL	ADULT	JUV	UNK	TOTAL	ADULT	JUV	UNK	TOTAL
Arson	0	0	0	0	0	0	0	0	2	0	0	2
Assault Offenses	53	0	1	54	23	0	0	23	45	4	0	49
Bribery	1	0	0	1	0	0	0	0	1	0	0	1
Burglary / Breaking and Entering	6	0	0	6	7	0	0	7	5	0	0	5
Counterfeiting/Forgery	6	0	0	6	0	0	0	0	9	0	0	9
Destruction/Damage/Vandalism of Property	11	0	0	11	1	0	0	1	3	1	0	4
Drug/Narcotic Offenses	190	0	0	190	85	0	0	85	129	0	0	129
Embezzlement	0	0	0	0	0	0	0	0	0	0	0	0
Extortion/Blackmail	0	0	0	0	0	0	0	0	0	0	0	0
Fraud Offenses	3	0	0	3	0	0	0	0	4	0	0	4
Gambling Offenses	0	0	0	0	0	0	0	0	0	0	0	0
Homicide Offenses	1	0	0	1	1	0	0	1	2	0	0	2
Kidnapping/Abduction	1	0	0	1	0	0	0	0	1	0	0	1
Larceny/Theft Offenses	37	0	0	37	11	0	0	11	29	1	1	31
Motor Vehicle Theft	6	0	0	6	0	0	0	0	1	0	0	1
Pornography/Obscene Material	14	0	0	14	0	0	0	0	0	0	0	0
Prostitution Offenses	0	0	0	0	0	0	0	0	1	0	0	1
Robbery	1	0	0	1	0	0	0	0	1	0	0	1
Sex Offenses, Forcible	91	2	0	93	0	0	0	0	0	0	0	0
Sex Offenses, Nonforcible	0	0	0	0	10	0	0	10	0	0	0	0
Stolen Property Offenses (Receiving, etc.)	6	0	0	6	0	0	0	0	13	0	0	13
Weapon Law Violations	7	0	0	7	2	0	0	2	38	0	0	38
<b>TOTAL GROUP-A ARRESTS</b>	<b>434</b>	<b>2</b>	<b>1</b>	<b>437</b>	<b>140</b>	<b>0</b>	<b>0</b>	<b>140</b>	<b>284</b>	<b>6</b>	<b>1</b>	<b>291</b>

GROUP-B	ADULT	JUV	UNK	TOTAL	ADULT	JUV	UNK	TOTAL	ADULT	JUV	UNK	TOTAL
Bad Checks	0	0	0	0	0	0	0	0	0	0	0	0
Curfew/Loitering/Vagrancy	0	0	0	0	0	0	0	0	0	0	0	0
Disorderly Conduct	5	0	0	5	0	0	0	0	7	2	0	9
Driving Under the Influence	33	0	0	33	32	0	0	32	25	0	0	25
Drunkenness	33	0	0	33	22	0	0	22	65	6	0	71
Family Offenses, Nonviolent	9	0	0	9	7	0	0	7	4	1	0	5
Liquor Law Violations	1	0	0	1	2	0	0	2	1	4	0	5
Peeping Tom	0	0	0	0	0	0	0	0	0	0	0	0
Runaway	0	0	0	0	0	0	0	0	0	0	0	0
Trespass of Real Property	3	0	0	3	2	0	0	2	6	0	0	6
All Other Offenses	237	2	1	240	327	0	0	327	558	5	2	565
<b>TOTAL GROUP-B ARRESTS</b>	<b>321</b>	<b>2</b>	<b>1</b>	<b>324</b>	<b>392</b>	<b>0</b>	<b>0</b>	<b>392</b>	<b>666</b>	<b>18</b>	<b>2</b>	<b>686</b>

<b>TOTAL CRIMES</b>	<b>755</b>	<b>4</b>	<b>2</b>	<b>761</b>	<b>532</b>	<b>0</b>	<b>0</b>	<b>532</b>	<b>950</b>	<b>24</b>	<b>3</b>	<b>977</b>
---------------------	------------	----------	----------	------------	------------	----------	----------	------------	------------	-----------	----------	------------

## 2012 TOTAL ARRESTS BY COUNTY - ADULT AND JUVENILE

GROUP-A	FAYETTE				FLEMING				FLOYD			
	ADULT	JUV	UNK	TOTAL	ADULT	JUV	UNK	TOTAL	ADULT	JUV	UNK	TOTAL
Arson	1	1	0	2	3	0	0	3	0	0	0	0
Assault Offenses	380	60	1	441	71	5	0	76	235	15	0	250
Bribery	1	0	0	1	0	0	0	0	1	0	0	1
Burglary / Breaking and Entering	85	62	1	148	9	2	0	11	20	0	0	20
Counterfeiting/Forgery	628	1	0	629	7	0	0	7	3	0	0	3
Destruction/Damage/Vandalism of Property	84	15	0	99	10	0	0	10	25	1	0	26
Drug/Narcotic Offenses	1,731	113	0	1,844	144	0	0	144	436	4	0	440
Embezzlement	0	0	0	0	0	0	0	0	0	0	0	0
Extortion/Blackmail	0	0	0	0	0	0	0	0	0	0	0	0
Fraud Offenses	215	2	0	217	0	0	0	0	16	0	0	16
Gambling Offenses	0	0	0	0	0	0	0	0	0	0	0	0
Homicide Offenses	3	2	0	5	1	0	0	1	0	0	0	0
Kidnapping/Abduction	4	0	0	4	0	0	0	0	3	0	0	3
Larceny/Theft Offenses	1,644	228	4	1,876	73	3	0	76	125	2	0	127
Motor Vehicle Theft	16	14	0	30	0	0	0	0	7	0	0	7
Pornography/Obscene Material	12	0	0	12	0	0	0	0	0	0	0	0
Prostitution Offenses	179	0	1	180	0	0	0	0	0	0	0	0
Robbery	60	31	0	91	0	0	0	0	5	2	0	7
Sex Offenses, Forcible	6	1	0	7	6	4	0	10	7	0	0	7
Sex Offenses, Nonforcible	0	0	0	0	1	0	0	1	0	0	0	0
Stolen Property Offenses (Receiving, etc.)	242	51	1	294	3	0	0	3	7	1	0	8
Weapon Law Violations	105	24	0	129	2	0	0	2	13	0	0	13
<b>TOTAL GROUP-A ARRESTS</b>	<b>5,396</b>	<b>605</b>	<b>8</b>	<b>6,009</b>	<b>330</b>	<b>14</b>	<b>0</b>	<b>344</b>	<b>903</b>	<b>25</b>	<b>0</b>	<b>928</b>

GROUP-B												
Bad Checks	0	0	0	0	0	0	0	0	0	0	0	0
Curfew/Loitering/Vagrancy	67	0	0	67	1	0	0	1	0	0	0	0
Disorderly Conduct	277	47	0	324	6	0	0	6	47	1	0	48
Driving Under the Influence	822	5	0	827	80	0	0	80	348	0	0	348
Drunkness	1,206	7	0	1,213	63	2	0	65	277	2	0	279
Family Offenses, Nonviolent	75	3	0	78	10	0	0	10	14	0	0	14
Liquor Law Violations	277	14	1	292	2	0	0	2	5	2	0	7
Peeping Tom	2	0	0	2	0	0	0	0	0	0	0	0
Runaway	10	31	0	41	0	0	0	0	0	0	0	0
Trespass of Real Property	509	22	0	531	3	0	0	3	16	0	0	16
All Other Offenses	3,257	226	7	3,490	459	6	3	468	2,444	8	2	2,454
<b>TOTAL GROUP-B ARRESTS</b>	<b>6,502</b>	<b>355</b>	<b>8</b>	<b>6,865</b>	<b>624</b>	<b>8</b>	<b>3</b>	<b>635</b>	<b>3,151</b>	<b>13</b>	<b>2</b>	<b>3,166</b>

<b>TOTAL CRIMES</b>	<b>11,898</b>	<b>960</b>	<b>16</b>	<b>12,874</b>	<b>954</b>	<b>22</b>	<b>3</b>	<b>979</b>	<b>4,054</b>	<b>38</b>	<b>2</b>	<b>4,094</b>
---------------------	---------------	------------	-----------	---------------	------------	-----------	----------	------------	--------------	-----------	----------	--------------

## 2012 TOTAL ARRESTS BY COUNTY - ADULT AND JUVENILE

GROUP-A	FRANKLIN				FULTON				GALLATIN			
	ADULT	JUV	UNK	TOTAL	ADULT	JUV	UNK	TOTAL	ADULT	JUV	UNK	TOTAL
Arson	1	0	0	1	0	0	0	0	0	0	0	0
Assault Offenses	374	64	2	440	89	5	0	94	141	10	2	153
Bribery	1	0	0	1	0	0	0	0	0	0	0	0
Burglary / Breaking and Entering	80	10	0	90	11	1	0	12	13	3	1	17
Counterfeiting/Forgery	61	0	0	61	32	0	1	33	64	0	0	64
Destruction/Damage/Vandalism of Property	50	15	0	65	20	2	1	23	20	1	2	23
Drug/Narcotic Offenses	749	48	0	797	231	7	3	241	293	5	0	298
Embezzlement	0	0	0	0	0	0	0	0	0	0	0	0
Extortion/Blackmail	0	0	0	0	0	0	0	0	0	0	0	0
Fraud Offenses	74	0	1	75	21	0	0	21	7	0	5	12
Gambling Offenses	0	0	0	0	0	0	0	0	0	0	0	0
Homicide Offenses	16	0	0	16	1	0	0	1	0	0	0	0
Kidnapping/Abduction	5	0	0	5	1	0	0	1	3	0	0	3
Larceny/Theft Offenses	474	22	0	496	105	1	0	106	55	3	4	62
Motor Vehicle Theft	28	3	0	31	4	0	0	4	4	0	0	4
Pornography/Obscene Material	57	0	0	57	0	0	0	0	0	0	0	0
Prostitution Offenses	0	0	0	0	0	0	0	0	0	0	0	0
Robbery	30	3	0	33	3	4	0	7	0	0	0	0
Sex Offenses, Forcible	19	5	0	24	2	0	0	2	4	0	0	4
Sex Offenses, Nonforcible	1	0	0	1	0	0	0	0	0	0	0	0
Stolen Property Offenses (Receiving, etc.)	65	7	0	72	25	0	0	25	6	0	0	6
Weapon Law Violations	43	2	0	45	25	0	0	25	6	1	0	7
<b>TOTAL GROUP-A ARRESTS</b>	<b>2,128</b>	<b>179</b>	<b>3</b>	<b>2,310</b>	<b>570</b>	<b>20</b>	<b>5</b>	<b>595</b>	<b>616</b>	<b>23</b>	<b>14</b>	<b>653</b>

GROUP-B												
Bad Checks	0	0	0	0	0	0	0	0	0	0	0	0
Curfew/Loitering/Vagrancy	0	0	0	0	0	0	0	0	0	0	0	0
Disorderly Conduct	181	19	0	200	16	1	0	17	30	2	0	32
Driving Under the Influence	384	2	0	386	80	2	0	82	167	1	0	168
Drunkness	300	19	0	319	40	2	0	42	52	1	0	53
Family Offenses, Nonviolent	63	0	0	63	17	0	0	17	13	0	0	13
Liquor Law Violations	8	2	0	10	4	1	0	5	3	0	0	3
Peeping Tom	0	0	0	0	0	0	0	0	0	0	0	0
Runaway	0	14	0	14	0	0	0	0	0	1	0	1
Trespass of Real Property	63	14	0	77	16	0	0	16	13	2	0	15
All Other Offenses	2,975	123	8	3,106	747	5	2	754	361	2	1	364
<b>TOTAL GROUP-B ARRESTS</b>	<b>3,974</b>	<b>193</b>	<b>8</b>	<b>4,175</b>	<b>920</b>	<b>11</b>	<b>2</b>	<b>933</b>	<b>639</b>	<b>9</b>	<b>1</b>	<b>649</b>

<b>TOTAL CRIMES</b>	<b>6,102</b>	<b>372</b>	<b>11</b>	<b>6,485</b>	<b>1,490</b>	<b>31</b>	<b>7</b>	<b>1,528</b>	<b>1,255</b>	<b>32</b>	<b>15</b>	<b>1,302</b>
---------------------	--------------	------------	-----------	--------------	--------------	-----------	----------	--------------	--------------	-----------	-----------	--------------

## 2012 TOTAL ARRESTS BY COUNTY - ADULT AND JUVENILE

GROUP-A	GARRARD				GRANT				GRAVES			
	ADULT	JUV	UNK	TOTAL	ADULT	JUV	UNK	TOTAL	ADULT	JUV	UNK	TOTAL
Arson	1	0	0	1	0	0	0	0	3	0	0	3
Assault Offenses	85	28	0	113	132	24	1	157	457	21	0	478
Bribery	0	1	0	1	3	0	0	3	3	0	0	3
Burglary / Breaking and Entering	23	4	0	27	32	2	0	34	82	5	0	87
Counterfeiting/Forgery	4	0	0	4	29	0	0	29	73	0	1	74
Destruction/Damage/Vandalism of Property	17	0	0	17	20	15	0	35	58	4	0	62
Drug/Narcotic Offenses	158	3	0	161	252	8	0	260	762	11	2	775
Embezzlement	0	0	0	0	0	0	0	0	0	0	0	0
Extortion/Blackmail	0	0	0	0	0	0	0	0	0	0	0	0
Fraud Offenses	8	0	0	8	22	0	0	22	79	0	0	79
Gambling Offenses	0	0	0	0	0	0	0	0	0	0	0	0
Homicide Offenses	2	0	0	2	0	0	0	0	20	0	0	20
Kidnapping/Abduction	0	0	0	0	4	0	0	4	18	0	0	18
Larceny/Theft Offenses	121	3	3	127	153	6	0	159	376	6	0	382
Motor Vehicle Theft	3	1	0	4	6	0	0	6	30	0	0	30
Pornography/Obscene Material	1	0	0	1	0	5	0	5	0	0	0	0
Prostitution Offenses	0	0	0	0	0	0	0	0	0	0	0	0
Robbery	4	0	0	4	4	0	0	4	9	0	0	9
Sex Offenses, Forcible	145	1	0	146	0	3	0	3	29	1	0	30
Sex Offenses, Nonforcible	0	0	0	0	0	0	0	0	2	0	0	2
Stolen Property Offenses (Receiving, etc.)	21	2	0	23	21	0	0	21	41	1	0	42
Weapon Law Violations	19	0	0	19	9	0	0	9	92	2	0	94
<b>TOTAL GROUP-A ARRESTS</b>	<b>612</b>	<b>43</b>	<b>3</b>	<b>658</b>	<b>687</b>	<b>63</b>	<b>1</b>	<b>751</b>	<b>2,134</b>	<b>51</b>	<b>3</b>	<b>2,188</b>

GROUP-B	ADULT	JUV	UNK	TOTAL	ADULT	JUV	UNK	TOTAL	ADULT	JUV	UNK	TOTAL
Bad Checks	0	0	0	0	0	0	0	0	0	0	0	0
Curfew/Loitering/Vagrancy	0	0	0	0	0	0	0	0	0	0	0	0
Disorderly Conduct	19	26	0	45	48	11	0	59	129	3	0	132
Driving Under the Influence	60	0	0	60	66	0	0	66	406	0	0	406
Drunkness	54	0	0	54	61	0	0	61	287	1	2	290
Family Offenses, Nonviolent	7	0	0	7	59	0	0	59	52	1	0	53
Liquor Law Violations	2	2	0	4	1	2	0	3	22	1	0	23
Peeping Tom	0	0	0	0	0	0	0	0	1	0	0	1
Runaway	0	0	0	0	0	0	0	0	0	0	0	0
Trespass of Real Property	16	0	1	17	14	1	0	15	59	3	0	62
All Other Offenses	560	27	4	591	817	11	1	829	1,553	22	4	1,579
<b>TOTAL GROUP-B ARRESTS</b>	<b>718</b>	<b>55</b>	<b>5</b>	<b>778</b>	<b>1,066</b>	<b>25</b>	<b>1</b>	<b>1,092</b>	<b>2,509</b>	<b>31</b>	<b>6</b>	<b>2,546</b>

<b>TOTAL CRIMES</b>	<b>1,330</b>	<b>98</b>	<b>8</b>	<b>1,436</b>	<b>1,753</b>	<b>88</b>	<b>2</b>	<b>1,843</b>	<b>4,643</b>	<b>82</b>	<b>9</b>	<b>4,734</b>
---------------------	--------------	-----------	----------	--------------	--------------	-----------	----------	--------------	--------------	-----------	----------	--------------

## 2012 TOTAL ARRESTS BY COUNTY - ADULT AND JUVENILE

GROUP-A	GRAYSON				GREEN				GREENUP			
	ADULT	JUV	UNK	TOTAL	ADULT	JUV	UNK	TOTAL	ADULT	JUV	UNK	TOTAL
Arson	0	0	0	0	0	0	0	0	0	0	0	0
Assault Offenses	168	8	0	176	100	10	0	110	90	1	0	91
Bribery	0	0	0	0	0	0	0	0	0	0	0	0
Burglary / Breaking and Entering	40	0	0	40	17	2	0	19	15	0	0	15
Counterfeiting/Forgery	23	0	0	23	19	0	0	19	24	0	0	24
Destruction/Damage/Vandalism of Property	38	3	0	41	21	6	0	27	12	0	0	12
Drug/Narcotic Offenses	147	3	0	150	99	3	0	102	129	2	0	131
Embezzlement	0	0	0	0	0	0	0	0	0	0	0	0
Extortion/Blackmail	0	0	0	0	0	0	0	0	0	0	0	0
Fraud Offenses	29	0	0	29	8	0	0	8	4	0	0	4
Gambling Offenses	0	0	0	0	0	0	0	0	0	0	0	0
Homicide Offenses	3	0	0	3	0	0	0	0	0	0	0	0
Kidnapping/Abduction	2	0	0	2	1	0	0	1	1	0	0	1
Larceny/Theft Offenses	321	3	1	325	179	5	2	186	41	0	0	41
Motor Vehicle Theft	10	0	0	10	2	0	0	2	1	0	0	1
Pornography/Obscene Material	1	0	0	1	5	1	0	6	1	0	0	1
Prostitution Offenses	0	0	0	0	0	0	0	0	0	0	0	0
Robbery	2	0	0	2	2	0	0	2	0	0	0	0
Sex Offenses, Forcible	4	2	0	6	43	1	0	44	1	1	0	2
Sex Offenses, Nonforcible	0	0	0	0	0	0	0	0	0	0	0	0
Stolen Property Offenses (Receiving, etc.)	36	2	0	38	13	0	0	13	9	0	0	9
Weapon Law Violations	6	0	0	6	12	1	0	13	21	0	0	21
<b>TOTAL GROUP-A ARRESTS</b>	<b>830</b>	<b>21</b>	<b>1</b>	<b>852</b>	<b>521</b>	<b>29</b>	<b>2</b>	<b>552</b>	<b>349</b>	<b>4</b>	<b>0</b>	<b>353</b>

GROUP-B	ADULT	JUV	UNK	TOTAL	ADULT	JUV	UNK	TOTAL	ADULT	JUV	UNK	TOTAL
Bad Checks	0	0	0	0	0	0	0	0	0	0	0	0
Curfew/Loitering/Vagrancy	0	0	0	0	0	0	0	0	1	0	0	1
Disorderly Conduct	42	5	1	48	21	2	1	24	22	0	0	22
Driving Under the Influence	138	0	0	138	50	0	0	50	188	2	0	190
Drunkenness	126	5	0	131	45	0	0	45	75	1	0	76
Family Offenses, Nonviolent	82	0	0	82	16	0	0	16	5	0	0	5
Liquor Law Violations	7	0	0	7	3	0	0	3	6	0	0	6
Peeping Tom	0	0	0	0	0	0	0	0	0	0	0	0
Runaway	0	0	0	0	0	0	0	0	0	0	0	0
Trespass of Real Property	29	0	0	29	20	5	0	25	12	0	0	12
All Other Offenses	617	3	0	620	491	12	2	505	777	1	0	778
<b>TOTAL GROUP-B ARRESTS</b>	<b>1,041</b>	<b>13</b>	<b>1</b>	<b>1,055</b>	<b>646</b>	<b>19</b>	<b>3</b>	<b>668</b>	<b>1,086</b>	<b>4</b>	<b>0</b>	<b>1,090</b>

<b>TOTAL CRIMES</b>	<b>1,871</b>	<b>34</b>	<b>2</b>	<b>1,907</b>	<b>1,167</b>	<b>48</b>	<b>5</b>	<b>1,220</b>	<b>1,435</b>	<b>8</b>	<b>0</b>	<b>1,443</b>
---------------------	--------------	-----------	----------	--------------	--------------	-----------	----------	--------------	--------------	----------	----------	--------------



## 2012 TOTAL ARRESTS BY COUNTY - ADULT AND JUVENILE

GROUP-A	HANCOCK				HARDIN				HARLAN			
	ADULT	JUV	UNK	TOTAL	ADULT	JUV	UNK	TOTAL	ADULT	JUV	UNK	TOTAL
Arson	0	0	0	0	5	0	0	5	2	3	0	5
Assault Offenses	27	0	0	27	596	56	0	652	394	15	4	413
Bribery	0	0	0	0	2	0	0	2	0	0	0	0
Burglary / Breaking and Entering	6	0	0	6	103	14	1	118	64	2	0	66
Counterfeiting/Forgery	2	0	0	2	144	0	0	144	83	0	0	83
Destruction/Damage/Vandalism of Property	4	0	0	4	62	24	0	86	57	16	0	73
Drug/Narcotic Offenses	136	3	0	139	1,357	69	1	1,427	861	18	3	882
Embezzlement	0	0	0	0	0	0	0	0	0	0	0	0
Extortion/Blackmail	0	0	0	0	0	0	0	0	0	0	0	0
Fraud Offenses	3	0	0	3	117	0	0	117	17	0	1	18
Gambling Offenses	0	0	0	0	0	0	0	0	0	0	0	0
Homicide Offenses	0	0	0	0	10	0	0	10	9	0	0	9
Kidnapping/Abduction	0	0	0	0	9	0	0	9	3	0	0	3
Larceny/Theft Offenses	21	0	0	21	1,379	64	5	1,448	404	4	2	410
Motor Vehicle Theft	0	0	0	0	23	0	0	23	4	0	0	4
Pornography/Obscene Material	0	0	0	0	12	0	0	12	3	0	0	3
Prostitution Offenses	0	0	0	0	0	0	0	0	2	0	0	2
Robbery	0	0	0	0	33	3	0	36	19	1	0	20
Sex Offenses, Forcible	15	0	0	15	43	3	0	46	11	6	0	17
Sex Offenses, Nonforcible	1	0	0	1	2	2	0	4	0	0	0	0
Stolen Property Offenses (Receiving, etc.)	2	0	0	2	106	15	0	121	37	0	0	37
Weapon Law Violations	3	0	0	3	81	13	0	94	32	1	0	33
<b>TOTAL GROUP-A ARRESTS</b>	<b>220</b>	<b>3</b>	<b>0</b>	<b>223</b>	<b>4,084</b>	<b>263</b>	<b>7</b>	<b>4,354</b>	<b>2,002</b>	<b>66</b>	<b>10</b>	<b>2,078</b>

GROUP-B	ADULT	JUV	UNK	TOTAL	ADULT	JUV	UNK	TOTAL	ADULT	JUV	UNK	TOTAL
Bad Checks	0	0	0	0	0	0	0	0	0	0	0	0
Curfew/Loitering/Vagrancy	0	0	0	0	1	0	0	1	6	0	0	6
Disorderly Conduct	0	0	0	0	102	34	0	136	130	14	0	144
Driving Under the Influence	67	2	0	69	1,033	7	0	1,040	464	2	0	466
Drunkenness	8	0	0	8	356	14	0	370	285	6	0	291
Family Offenses, Nonviolent	12	0	0	12	77	0	0	77	16	0	0	16
Liquor Law Violations	4	0	0	4	31	13	1	45	3	1	0	4
Peeping Tom	0	0	0	0	0	0	0	0	0	0	0	0
Runaway	0	0	0	0	0	9	0	9	0	0	0	0
Trespass of Real Property	2	0	0	2	93	11	1	105	56	7	1	64
All Other Offenses	127	1	0	128	3,784	95	7	3,886	3,136	10	1	3,147
<b>TOTAL GROUP-B ARRESTS</b>	<b>220</b>	<b>3</b>	<b>0</b>	<b>223</b>	<b>5,477</b>	<b>183</b>	<b>9</b>	<b>5,669</b>	<b>4,096</b>	<b>40</b>	<b>2</b>	<b>4,138</b>

<b>TOTAL CRIMES</b>	<b>440</b>	<b>6</b>	<b>0</b>	<b>446</b>	<b>9,561</b>	<b>446</b>	<b>16</b>	<b>10,023</b>	<b>6,098</b>	<b>106</b>	<b>12</b>	<b>6,216</b>
---------------------	------------	----------	----------	------------	--------------	------------	-----------	---------------	--------------	------------	-----------	--------------

## 2012 TOTAL ARRESTS BY COUNTY - ADULT AND JUVENILE

GROUP-A	HARRISON				HART				HENDERSON			
	ADULT	JUV	UNK	TOTAL	ADULT	JUV	UNK	TOTAL	ADULT	JUV	UNK	TOTAL
Arson	0	0	0	0	10	0	0	10	2	0	0	2
Assault Offenses	141	9	0	150	130	3	0	133	384	95	0	479
Bribery	3	0	0	3	6	0	0	6	0	1	0	1
Burglary / Breaking and Entering	16	0	0	16	47	0	0	47	50	7	0	57
Counterfeiting/Forgery	44	0	0	44	10	0	0	10	17	1	0	18
Destruction/Damage/Vandalism of Property	24	4	0	28	33	2	0	35	99	72	0	171
Drug/Narcotic Offenses	139	6	0	145	913	5	0	918	562	50	0	612
Embezzlement	0	0	0	0	0	0	0	0	0	0	0	0
Extortion/Blackmail	0	0	0	0	0	0	0	0	0	0	0	0
Fraud Offenses	18	0	1	19	15	0	0	15	22	1	0	23
Gambling Offenses	0	0	0	0	0	0	0	0	0	0	0	0
Homicide Offenses	1	0	0	1	4	0	0	4	2	0	0	2
Kidnapping/Abduction	6	0	0	6	13	0	0	13	8	0	0	8
Larceny/Theft Offenses	218	9	1	228	297	2	0	299	1,119	31	3	1,153
Motor Vehicle Theft	2	2	0	4	15	0	0	15	20	3	0	23
Pornography/Obscene Material	20	0	0	20	4	0	0	4	6,222	8	0	6,230
Prostitution Offenses	0	0	0	0	1	0	0	1	0	0	0	0
Robbery	1	1	0	2	0	0	0	0	16	1	0	17
Sex Offenses, Forcible	6	0	0	6	46	0	0	46	21	12	0	33
Sex Offenses, Nonforcible	2	0	0	2	12	0	0	12	3	0	0	3
Stolen Property Offenses (Receiving, etc.)	24	2	0	26	39	0	0	39	77	7	0	84
Weapon Law Violations	17	1	0	18	34	0	0	34	32	1	0	33
<b>TOTAL GROUP-A ARRESTS</b>	<b>682</b>	<b>34</b>	<b>2</b>	<b>718</b>	<b>1,629</b>	<b>12</b>	<b>0</b>	<b>1,641</b>	<b>8,656</b>	<b>290</b>	<b>3</b>	<b>8,949</b>

GROUP-B	ADULT	JUV	UNK	TOTAL	ADULT	JUV	UNK	TOTAL	ADULT	JUV	UNK	TOTAL
Bad Checks	0	0	0	0	0	0	0	0	0	0	0	0
Curfew/Loitering/Vagrancy	0	0	0	0	1	0	0	1	0	0	0	0
Disorderly Conduct	47	0	0	47	28	0	1	29	110	14	0	124
Driving Under the Influence	92	1	0	93	120	0	0	120	335	2	0	337
Drunkenness	140	2	0	142	71	2	1	74	229	2	0	231
Family Offenses, Nonviolent	13	0	0	13	26	0	0	26	52	0	0	52
Liquor Law Violations	11	1	0	12	23	1	0	24	41	14	0	55
Peeping Tom	0	0	0	0	0	0	0	0	3	2	0	5
Runaway	0	2	0	2	0	1	0	1	0	0	0	0
Trespass of Real Property	31	8	0	39	14	0	0	14	32	4	0	36
All Other Offenses	877	5	0	882	768	0	1	769	2,913	63	0	2,976
<b>TOTAL GROUP-B ARRESTS</b>	<b>1,211</b>	<b>19</b>	<b>0</b>	<b>1,230</b>	<b>1,051</b>	<b>4</b>	<b>3</b>	<b>1,058</b>	<b>3,715</b>	<b>101</b>	<b>0</b>	<b>3,816</b>

<b>TOTAL CRIMES</b>	<b>1,893</b>	<b>53</b>	<b>2</b>	<b>1,948</b>	<b>2,680</b>	<b>16</b>	<b>3</b>	<b>2,699</b>	<b>12,371</b>	<b>391</b>	<b>3</b>	<b>12,765</b>
---------------------	--------------	-----------	----------	--------------	--------------	-----------	----------	--------------	---------------	------------	----------	---------------

## 2012 TOTAL ARRESTS BY COUNTY - ADULT AND JUVENILE

GROUP-A	HENRY				HICKMAN				HOPKINS			
	ADULT	JUV	UNK	TOTAL	ADULT	JUV	UNK	TOTAL	ADULT	JUV	UNK	TOTAL
Arson	0	1	0	1	0	0	0	0	1	0	0	1
Assault Offenses	107	4	0	111	33	1	0	34	401	62	0	463
Bribery	0	0	0	0	0	0	0	0	1	0	0	1
Burglary / Breaking and Entering	12	3	0	15	2	0	0	2	77	12	0	89
Counterfeiting/Forgery	45	0	0	45	0	0	0	0	113	0	0	113
Destruction/Damage/Vandalism of Property	24	3	0	27	4	0	0	4	35	8	0	43
Drug/Narcotic Offenses	256	0	1	257	33	0	0	33	727	21	1	749
Embezzlement	0	0	0	0	0	0	0	0	0	0	0	0
Extortion/Blackmail	0	0	0	0	0	0	0	0	0	0	0	0
Fraud Offenses	12	0	0	12	0	0	0	0	45	3	0	48
Gambling Offenses	0	0	0	0	0	0	0	0	0	0	0	0
Homicide Offenses	1	0	0	1	2	0	0	2	9	2	0	11
Kidnapping/Abduction	1	0	0	1	2	0	0	2	11	0	0	11
Larceny/Theft Offenses	188	2	1	191	30	0	1	31	966	37	0	1,003
Motor Vehicle Theft	3	0	0	3	0	0	0	0	13	6	0	19
Pornography/Obscene Material	1	0	0	1	0	0	0	0	5	2	0	7
Prostitution Offenses	0	0	0	0	0	0	0	0	0	0	0	0
Robbery	4	0	0	4	3	0	0	3	7	1	0	8
Sex Offenses, Forcible	11	4	0	15	0	0	0	0	23	1	0	24
Sex Offenses, Nonforcible	2	0	0	2	0	0	0	0	0	0	0	0
Stolen Property Offenses (Receiving, etc.)	11	1	1	13	1	0	0	1	61	3	0	64
Weapon Law Violations	3	0	0	3	1	0	0	1	57	3	0	60
<b>TOTAL GROUP-A ARRESTS</b>	<b>681</b>	<b>18</b>	<b>3</b>	<b>702</b>	<b>111</b>	<b>1</b>	<b>1</b>	<b>113</b>	<b>2,552</b>	<b>161</b>	<b>1</b>	<b>2,714</b>

GROUP-B	ADULT	JUV	UNK	TOTAL	ADULT	JUV	UNK	TOTAL	ADULT	JUV	UNK	TOTAL
Bad Checks	0	0	0	0	0	0	0	0	0	0	0	0
Curfew/Loitering/Vagrancy	0	0	0	0	0	0	0	0	1	0	0	1
Disorderly Conduct	11	0	0	11	8	0	0	8	195	15	0	210
Driving Under the Influence	134	2	1	137	12	0	0	12	360	2	1	363
Drunkenness	42	0	0	42	3	0	0	3	289	10	1	300
Family Offenses, Nonviolent	25	0	0	25	0	0	0	0	42	0	0	42
Liquor Law Violations	18	1	0	19	1	0	0	1	14	1	0	15
Peeping Tom	0	0	0	0	0	0	0	0	0	0	0	0
Runaway	0	0	0	0	0	0	0	0	0	1	0	1
Trespass of Real Property	14	0	0	14	3	0	0	3	80	7	1	88
All Other Offenses	609	0	2	611	114	0	1	115	2,470	20	0	2,490
<b>TOTAL GROUP-B ARRESTS</b>	<b>853</b>	<b>3</b>	<b>3</b>	<b>859</b>	<b>141</b>	<b>0</b>	<b>1</b>	<b>142</b>	<b>3,451</b>	<b>56</b>	<b>3</b>	<b>3,510</b>

<b>TOTAL CRIMES</b>	<b>1,534</b>	<b>21</b>	<b>6</b>	<b>1,561</b>	<b>252</b>	<b>1</b>	<b>2</b>	<b>255</b>	<b>6,003</b>	<b>217</b>	<b>4</b>	<b>6,224</b>
---------------------	--------------	-----------	----------	--------------	------------	----------	----------	------------	--------------	------------	----------	--------------

## 2012 TOTAL ARRESTS BY COUNTY - ADULT AND JUVENILE

GROUP-A	JACKSON				** JEFFERSON **				JESSAMINE			
	ADULT	JUV	UNK	TOTAL	ADULT	JUV	UNK	TOTAL	ADULT	JUV	UNK	TOTAL
Arson	3	0	0	3	9	0	0	9	1	0	0	1
Assault Offenses	36	0	0	36	1,929	57	1	1,987	324	15	0	339
Bribery	0	0	0	0	17	1	0	18	0	0	0	0
Burglary / Breaking and Entering	9	0	0	9	284	23	0	307	122	1	0	123
Counterfeiting/Forgery	4	0	0	4	362	0	1	363	84	1	0	85
Destruction/Damage/Vandalism of Property	2	0	0	2	319	50	0	369	40	1	0	41
Drug/Narcotic Offenses	128	0	0	128	2,363	72	2	2,437	394	23	1	418
Embezzlement	0	0	0	0	0	0	0	0	0	0	0	0
Extortion/Blackmail	0	0	0	0	0	0	0	0	0	0	0	0
Fraud Offenses	1	0	0	1	366	3	0	369	43	1	0	44
Gambling Offenses	0	0	0	0	0	0	0	0	2	0	0	2
Homicide Offenses	0	0	0	0	14	1	0	15	5	0	0	5
Kidnapping/Abduction	5	0	0	5	36	1	0	37	8	0	0	8
Larceny/Theft Offenses	10	0	0	10	1,148	62	6	1,216	330	16	0	346
Motor Vehicle Theft	3	1	0	4	47	6	0	53	4	0	0	4
Pornography/Obscene Material	0	0	0	0	23	0	0	23	2	0	0	2
Prostitution Offenses	0	0	0	0	8	0	0	8	0	0	0	0
Robbery	1	0	0	1	129	10	0	139	15	0	0	15
Sex Offenses, Forcible	0	0	0	0	80	1	0	81	13	3	0	16
Sex Offenses, Nonforcible	0	0	0	0	9	0	0	9	0	0	0	0
Stolen Property Offenses (Receiving, etc.)	5	0	0	5	256	7	0	263	154	8	0	162
Weapon Law Violations	6	0	0	6	137	6	0	143	32	0	0	32
<b>TOTAL GROUP-A ARRESTS</b>	<b>213</b>	<b>1</b>	<b>0</b>	<b>214</b>	<b>7,536</b>	<b>300</b>	<b>10</b>	<b>7,846</b>	<b>1,573</b>	<b>69</b>	<b>1</b>	<b>1,643</b>

GROUP-B												
Bad Checks	0	0	0	0	0	0	0	0	0	0	0	0
Curfew/Loitering/Vagrancy	0	0	0	0	14	2	0	16	0	0	0	0
Disorderly Conduct	11	0	0	11	244	22	2	268	39	4	0	43
Driving Under the Influence	23	0	0	23	947	7	3	957	296	5	0	301
Drunkenness	21	0	0	21	404	6	1	411	225	8	1	234
Family Offenses, Nonviolent	2	0	0	2	435	0	2	437	106	0	0	106
Liquor Law Violations	0	0	0	0	29	2	0	31	7	1	0	8
Peeping Tom	0	0	0	0	0	0	0	0	0	0	0	0
Runaway	0	0	0	0	0	8	0	8	1	0	0	1
Trespass of Real Property	1	0	0	1	211	25	1	237	44	1	0	45
All Other Offenses	395	2	0	397	6,070	86	14	6,170	2,117	29	3	2,149
<b>TOTAL GROUP-B ARRESTS</b>	<b>453</b>	<b>2</b>	<b>0</b>	<b>455</b>	<b>8,354</b>	<b>158</b>	<b>23</b>	<b>8,535</b>	<b>2,835</b>	<b>48</b>	<b>4</b>	<b>2,887</b>

<b>TOTAL CRIMES</b>	<b>666</b>	<b>3</b>	<b>0</b>	<b>669</b>	<b>15,890</b>	<b>458</b>	<b>33</b>	<b>16,381</b>	<b>4,408</b>	<b>117</b>	<b>5</b>	<b>4,530</b>
---------------------	------------	----------	----------	------------	---------------	------------	-----------	---------------	--------------	------------	----------	--------------

Asterisks (\*\*) next to a county name indicate that one or more agencies within that county submitted summary data for at least a portion 2012. Additional data for these agencies can be found under the "Kentucky's Summary Agencies" section.

## 2012 TOTAL ARRESTS BY COUNTY - ADULT AND JUVENILE

GROUP-A	JOHNSON				** KENTON **				KNOTT			
	ADULT	JUV	UNK	TOTAL	ADULT	JUV	UNK	TOTAL	ADULT	JUV	UNK	TOTAL
Arson	0	0	0	0	2	0	0	2	1	0	0	1
Assault Offenses	163	2	3	168	670	31	0	701	182	0	0	182
Bribery	0	0	0	0	0	0	0	0	0	0	0	0
Burglary / Breaking and Entering	11	0	0	11	224	18	0	242	33	0	0	33
Counterfeiting/Forgery	18	0	0	18	109	0	0	109	10	0	0	10
Destruction/Damage/Vandalism of Property	12	0	0	12	88	5	0	93	39	0	0	39
Drug/Narcotic Offenses	302	2	0	304	2,330	50	0	2,380	242	0	0	242
Embezzlement	0	0	0	0	0	0	0	0	0	0	0	0
Extortion/Blackmail	0	0	0	0	0	0	0	0	1	0	0	1
Fraud Offenses	22	0	0	22	82	0	0	82	8	0	0	8
Gambling Offenses	0	0	0	0	0	1	0	1	0	0	0	0
Homicide Offenses	1	0	0	1	7	0	0	7	7	0	0	7
Kidnapping/Abduction	8	0	0	8	16	0	0	16	2	0	0	2
Larceny/Theft Offenses	159	7	2	168	764	36	10	810	95	0	0	95
Motor Vehicle Theft	2	1	0	3	19	3	1	23	7	0	0	7
Pornography/Obscene Material	2	0	0	2	43	0	0	43	0	0	0	0
Prostitution Offenses	0	0	0	0	170	0	0	170	0	0	0	0
Robbery	1	0	0	1	62	9	0	71	12	0	0	12
Sex Offenses, Forcible	0	0	0	0	29	3	0	32	1	1	0	2
Sex Offenses, Nonforcible	0	0	0	0	0	0	0	0	0	0	0	0
Stolen Property Offenses (Receiving, etc.)	33	0	1	34	186	2	0	188	23	0	0	23
Weapon Law Violations	7	0	0	7	81	4	0	85	5	0	0	5
<b>TOTAL GROUP-A ARRESTS</b>	<b>741</b>	<b>12</b>	<b>6</b>	<b>759</b>	<b>4,882</b>	<b>162</b>	<b>11</b>	<b>5,055</b>	<b>668</b>	<b>1</b>	<b>0</b>	<b>669</b>

GROUP-B												
Bad Checks	0	0	0	0	0	0	0	0	0	0	0	0
Curfew/Loitering/Vagrancy	0	0	0	0	2	1	0	3	0	0	0	0
Disorderly Conduct	71	1	0	72	775	25	1	801	20	0	1	21
Driving Under the Influence	238	0	0	238	853	4	1	858	108	1	0	109
Drunkenness	365	5	0	370	1,700	29	1	1,730	81	1	1	83
Family Offenses, Nonviolent	28	0	0	28	155	0	1	156	3	0	0	3
Liquor Law Violations	3	0	0	3	27	4	0	31	1	0	0	1
Peeping Tom	1	0	0	1	0	0	0	0	0	0	0	0
Runaway	0	0	0	0	2	7	1	10	0	0	0	0
Trespass of Real Property	23	0	0	23	269	22	0	291	36	1	1	38
All Other Offenses	1,118	1	4	1,123	4,701	81	39	4,821	1,115	0	3	1,118
<b>TOTAL GROUP-B ARRESTS</b>	<b>1,847</b>	<b>7</b>	<b>4</b>	<b>1,858</b>	<b>8,484</b>	<b>173</b>	<b>44</b>	<b>8,701</b>	<b>1,364</b>	<b>3</b>	<b>6</b>	<b>1,373</b>

<b>TOTAL CRIMES</b>	<b>2,588</b>	<b>19</b>	<b>10</b>	<b>2,617</b>	<b>13,366</b>	<b>335</b>	<b>55</b>	<b>13,756</b>	<b>2,032</b>	<b>4</b>	<b>6</b>	<b>2,042</b>
---------------------	--------------	-----------	-----------	--------------	---------------	------------	-----------	---------------	--------------	----------	----------	--------------

Asterisks (\*\*) next to a county name indicate that one or more agencies within that county submitted summary data for at least a portion 2012. Additional data for these agencies can be found under the "Kentucky's Summary Agencies" section.

## 2012 TOTAL ARRESTS BY COUNTY - ADULT AND JUVENILE

GROUP-A	KNOX				LARUE				LAUREL			
	ADULT	JUV	UNK	TOTAL	ADULT	JUV	UNK	TOTAL	ADULT	JUV	UNK	TOTAL
Arson	0	0	0	0	0	0	0	0	1	0	0	1
Assault Offenses	58	1	0	59	54	13	0	67	353	34	0	387
Bribery	0	0	0	0	0	0	0	0	0	0	0	0
Burglary / Breaking and Entering	23	0	0	23	16	4	0	20	40	1	0	41
Counterfeiting/Forgery	2	0	0	2	32	0	0	32	49	0	0	49
Destruction/Damage/Vandalism of Property	27	0	0	27	8	5	0	13	60	12	0	72
Drug/Narcotic Offenses	358	0	0	358	68	3	0	71	1,046	24	0	1,070
Embezzlement	0	0	0	0	0	0	0	0	0	0	0	0
Extortion/Blackmail	0	0	0	0	0	0	0	0	0	0	0	0
Fraud Offenses	6	0	0	6	4	0	0	4	29	0	0	29
Gambling Offenses	0	0	0	0	0	0	0	0	3	0	0	3
Homicide Offenses	5	0	0	5	2	0	0	2	5	0	0	5
Kidnapping/Abduction	1	0	0	1	4	0	0	4	8	0	0	8
Larceny/Theft Offenses	232	4	0	236	41	1	0	42	439	25	1	465
Motor Vehicle Theft	3	0	0	3	4	2	0	6	6	1	0	7
Pornography/Obscene Material	0	1	0	1	0	4	0	4	0	0	0	0
Prostitution Offenses	0	0	0	0	0	0	0	0	4	0	0	4
Robbery	7	0	0	7	0	0	0	0	13	1	0	14
Sex Offenses, Forcible	2	0	0	2	3	2	0	5	40	0	0	40
Sex Offenses, Nonforcible	0	0	0	0	0	0	0	0	2	0	0	2
Stolen Property Offenses (Receiving, etc.)	21	0	0	21	3	0	0	3	63	1	0	64
Weapon Law Violations	2	0	0	2	6	3	0	9	50	4	0	54
<b>TOTAL GROUP-A ARRESTS</b>	<b>747</b>	<b>6</b>	<b>0</b>	<b>753</b>	<b>245</b>	<b>37</b>	<b>0</b>	<b>282</b>	<b>2,211</b>	<b>103</b>	<b>1</b>	<b>2,315</b>

GROUP-B	ADULT	JUV	UNK	TOTAL	ADULT	JUV	UNK	TOTAL	ADULT	JUV	UNK	TOTAL
Bad Checks	0	0	0	0	0	0	0	0	0	0	0	0
Curfew/Loitering/Vagrancy	0	0	0	0	0	0	0	0	0	0	0	0
Disorderly Conduct	26	1	0	27	18	3	0	21	95	7	0	102
Driving Under the Influence	296	1	0	297	82	2	0	84	774	7	0	781
Drunkenness	116	1	0	117	25	2	0	27	502	14	0	516
Family Offenses, Nonviolent	10	0	0	10	14	0	0	14	39	0	0	39
Liquor Law Violations	1	0	0	1	1	0	0	1	5	1	0	6
Peeping Tom	0	0	0	0	0	0	0	0	0	0	0	0
Runaway	0	0	0	0	0	0	0	0	0	0	0	0
Trespass of Real Property	14	0	0	14	8	0	0	8	59	1	0	60
All Other Offenses	1,932	2	0	1,934	232	7	0	239	3,614	26	2	3,642
<b>TOTAL GROUP-B ARRESTS</b>	<b>2,395</b>	<b>5</b>	<b>0</b>	<b>2,400</b>	<b>380</b>	<b>14</b>	<b>0</b>	<b>394</b>	<b>5,088</b>	<b>56</b>	<b>2</b>	<b>5,146</b>

<b>TOTAL CRIMES</b>	<b>3,142</b>	<b>11</b>	<b>0</b>	<b>3,153</b>	<b>625</b>	<b>51</b>	<b>0</b>	<b>676</b>	<b>7,299</b>	<b>159</b>	<b>3</b>	<b>7,461</b>
---------------------	--------------	-----------	----------	--------------	------------	-----------	----------	------------	--------------	------------	----------	--------------

## 2012 TOTAL ARRESTS BY COUNTY - ADULT AND JUVENILE

GROUP-A	LAWRENCE				LEE				LESLIE			
	ADULT	JUV	UNK	TOTAL	ADULT	JUV	UNK	TOTAL	ADULT	JUV	UNK	TOTAL
Arson	0	0	0	0	0	0	0	0	0	0	0	0
Assault Offenses	43	4	0	47	47	2	0	49	20	0	0	20
Bribery	0	0	0	0	0	0	0	0	0	0	0	0
Burglary / Breaking and Entering	2	0	0	2	4	0	0	4	4	0	0	4
Counterfeiting/Forgery	4	0	0	4	2	0	0	2	0	0	0	0
Destruction/Damage/Vandalism of Property	7	0	0	7	11	0	0	11	1	0	0	1
Drug/Narcotic Offenses	340	3	0	343	108	2	0	110	89	0	0	89
Embezzlement	0	0	0	0	0	0	0	0	0	0	0	0
Extortion/Blackmail	0	0	0	0	0	0	0	0	0	0	0	0
Fraud Offenses	1	0	0	1	8	0	0	8	0	0	0	0
Gambling Offenses	0	0	0	0	0	0	0	0	0	0	0	0
Homicide Offenses	1	0	0	1	0	0	0	0	1	0	0	1
Kidnapping/Abduction	0	0	0	0	0	0	0	0	0	0	0	0
Larceny/Theft Offenses	41	5	0	46	67	0	1	68	4	0	0	4
Motor Vehicle Theft	1	0	0	1	2	0	0	2	1	0	0	1
Pornography/Obscene Material	0	0	0	0	0	0	0	0	0	0	0	0
Prostitution Offenses	1	0	0	1	0	0	0	0	0	0	0	0
Robbery	0	0	0	0	1	0	0	1	0	0	0	0
Sex Offenses, Forcible	0	2	0	2	0	0	0	0	0	0	0	0
Sex Offenses, Nonforcible	0	0	0	0	0	0	0	0	0	0	0	0
Stolen Property Offenses (Receiving, etc.)	7	0	0	7	16	0	0	16	1	0	0	1
Weapon Law Violations	1	0	0	1	1	0	0	1	1	0	0	1
<b>TOTAL GROUP-A ARRESTS</b>	<b>449</b>	<b>14</b>	<b>0</b>	<b>463</b>	<b>267</b>	<b>4</b>	<b>1</b>	<b>272</b>	<b>122</b>	<b>0</b>	<b>0</b>	<b>122</b>

GROUP-B	ADULT	JUV	UNK	TOTAL	ADULT	JUV	UNK	TOTAL	ADULT	JUV	UNK	TOTAL
Bad Checks	0	0	0	0	0	0	0	0	0	0	0	0
Curfew/Loitering/Vagrancy	0	0	0	0	0	0	0	0	0	0	0	0
Disorderly Conduct	12	0	0	12	10	4	0	14	1	0	0	1
Driving Under the Influence	55	0	0	55	43	0	0	43	41	0	0	41
Drunkenness	32	1	0	33	62	0	1	63	15	0	0	15
Family Offenses, Nonviolent	2	0	0	2	12	0	0	12	1	0	0	1
Liquor Law Violations	1	0	0	1	0	1	0	1	0	0	0	0
Peeping Tom	0	0	0	0	0	0	0	0	0	0	0	0
Runaway	0	0	0	0	0	0	0	0	0	0	0	0
Trespass of Real Property	4	1	0	5	13	0	1	14	5	0	0	5
All Other Offenses	481	1	0	482	456	2	0	458	241	1	0	242
<b>TOTAL GROUP-B ARRESTS</b>	<b>587</b>	<b>3</b>	<b>0</b>	<b>590</b>	<b>596</b>	<b>7</b>	<b>2</b>	<b>605</b>	<b>304</b>	<b>1</b>	<b>0</b>	<b>305</b>

<b>TOTAL CRIMES</b>	<b>1,036</b>	<b>17</b>	<b>0</b>	<b>1,053</b>	<b>863</b>	<b>11</b>	<b>3</b>	<b>877</b>	<b>426</b>	<b>1</b>	<b>0</b>	<b>427</b>
---------------------	--------------	-----------	----------	--------------	------------	-----------	----------	------------	------------	----------	----------	------------

## 2012 TOTAL ARRESTS BY COUNTY - ADULT AND JUVENILE

GROUP-A	LETCHER				LEWIS				LINCOLN			
	ADULT	JUV	UNK	TOTAL	ADULT	JUV	UNK	TOTAL	ADULT	JUV	UNK	TOTAL
Arson	3	0	0	3	0	0	0	0	3	0	0	3
Assault Offenses	186	2	0	188	39	0	0	39	247	1	1	249
Bribery	2	0	0	2	0	0	0	0	1	0	0	1
Burglary / Breaking and Entering	19	1	0	20	4	0	0	4	47	0	0	47
Counterfeiting/Forgery	6	0	0	6	6	0	0	6	23	0	0	23
Destruction/Damage/Vandalism of Property	36	0	0	36	15	0	0	15	43	1	1	45
Drug/Narcotic Offenses	172	0	0	172	34	0	0	34	284	0	0	284
Embezzlement	0	0	0	0	0	0	0	0	0	0	0	0
Extortion/Blackmail	0	0	0	0	0	0	0	0	0	0	0	0
Fraud Offenses	8	0	0	8	5	0	0	5	27	0	1	28
Gambling Offenses	0	0	0	0	0	0	0	0	0	0	0	0
Homicide Offenses	4	0	0	4	1	0	0	1	5	0	0	5
Kidnapping/Abduction	3	0	0	3	0	0	0	0	4	0	0	4
Larceny/Theft Offenses	97	1	0	98	29	0	0	29	366	6	6	378
Motor Vehicle Theft	5	1	0	6	0	0	0	0	7	0	0	7
Pornography/Obscene Material	1	0	0	1	0	0	0	0	2	1	0	3
Prostitution Offenses	0	0	0	0	0	0	0	0	1	0	0	1
Robbery	4	0	0	4	1	0	0	1	11	0	0	11
Sex Offenses, Forcible	7	0	0	7	1	0	0	1	7	2	0	9
Sex Offenses, Nonforcible	0	0	0	0	0	0	0	0	3	0	0	3
Stolen Property Offenses (Receiving, etc.)	45	0	0	45	9	0	0	9	30	0	0	30
Weapon Law Violations	5	0	0	5	1	0	0	1	19	0	0	19
<b>TOTAL GROUP-A ARRESTS</b>	<b>603</b>	<b>5</b>	<b>0</b>	<b>608</b>	<b>145</b>	<b>0</b>	<b>0</b>	<b>145</b>	<b>1,130</b>	<b>11</b>	<b>9</b>	<b>1,150</b>

GROUP-B												
Bad Checks	0	0	0	0	0	0	0	0	0	0	0	0
Curfew/Loitering/Vagrancy	1	0	0	1	0	0	0	0	0	0	0	0
Disorderly Conduct	25	2	0	27	14	0	0	14	26	0	1	27
Driving Under the Influence	85	0	0	85	68	1	0	69	138	0	1	139
Drunkenness	127	2	0	129	79	1	0	80	119	4	2	125
Family Offenses, Nonviolent	29	0	0	29	4	0	0	4	34	0	0	34
Liquor Law Violations	1	1	0	2	1	0	0	1	5	5	0	10
Peeping Tom	0	0	0	0	0	0	0	0	0	0	0	0
Runaway	0	0	0	0	0	0	0	0	0	0	0	0
Trespass of Real Property	38	1	0	39	12	0	0	12	81	0	0	81
All Other Offenses	2,212	8	1	2,221	150	6	0	156	1,166	2	2	1,170
<b>TOTAL GROUP-B ARRESTS</b>	<b>2,518</b>	<b>14</b>	<b>1</b>	<b>2,533</b>	<b>328</b>	<b>8</b>	<b>0</b>	<b>336</b>	<b>1,569</b>	<b>11</b>	<b>6</b>	<b>1,586</b>

<b>TOTAL CRIMES</b>	<b>3,121</b>	<b>19</b>	<b>1</b>	<b>3,141</b>	<b>473</b>	<b>8</b>	<b>0</b>	<b>481</b>	<b>2,699</b>	<b>22</b>	<b>15</b>	<b>2,736</b>
---------------------	--------------	-----------	----------	--------------	------------	----------	----------	------------	--------------	-----------	-----------	--------------



## 2012 TOTAL ARRESTS BY COUNTY - ADULT AND JUVENILE

GROUP-A	LIVINGSTON				LOGAN				LYON			
	ADULT	JUV	UNK	TOTAL	ADULT	JUV	UNK	TOTAL	ADULT	JUV	UNK	TOTAL
Arson	0	0	0	0	2	1	0	3	0	0	0	0
Assault Offenses	61	5	0	66	270	16	0	286	51	9	0	60
Bribery	0	0	0	0	0	0	0	0	1	0	0	1
Burglary / Breaking and Entering	2	0	0	2	29	0	0	29	12	2	0	14
Counterfeiting/Forgery	8	0	0	8	35	2	0	37	2	0	0	2
Destruction/Damage/Vandalism of Property	12	1	0	13	33	1	0	34	4	4	0	8
Drug/Narcotic Offenses	179	11	0	190	502	15	0	517	237	5	0	242
Embezzlement	0	0	0	0	0	0	0	0	0	0	0	0
Extortion/Blackmail	0	0	0	0	0	0	0	0	0	0	0	0
Fraud Offenses	5	0	0	5	7	0	0	7	2	1	0	3
Gambling Offenses	0	0	0	0	0	0	0	0	0	0	0	0
Homicide Offenses	0	0	0	0	2	0	0	2	1	0	0	1
Kidnapping/Abduction	1	0	0	1	2	0	0	2	2	0	0	2
Larceny/Theft Offenses	81	0	0	81	311	3	1	315	32	2	0	34
Motor Vehicle Theft	3	1	0	4	1	1	0	2	2	0	0	2
Pornography/Obscene Material	0	0	0	0	1	0	0	1	0	0	0	0
Prostitution Offenses	0	0	0	0	0	0	0	0	0	0	0	0
Robbery	0	0	0	0	2	0	0	2	0	0	0	0
Sex Offenses, Forcible	3	2	0	5	57	0	0	57	1	0	0	1
Sex Offenses, Nonforcible	0	0	0	0	2	0	0	2	0	0	0	0
Stolen Property Offenses (Receiving, etc.)	20	0	0	20	14	1	0	15	1	1	0	2
Weapon Law Violations	6	0	0	6	20	0	0	20	5	1	0	6
<b>TOTAL GROUP-A ARRESTS</b>	<b>381</b>	<b>20</b>	<b>0</b>	<b>401</b>	<b>1,290</b>	<b>40</b>	<b>1</b>	<b>1,331</b>	<b>353</b>	<b>25</b>	<b>0</b>	<b>378</b>

GROUP-B	ADULT	JUV	UNK	TOTAL	ADULT	JUV	UNK	TOTAL	ADULT	JUV	UNK	TOTAL
Bad Checks	0	0	0	0	0	0	0	0	0	0	0	0
Curfew/Loitering/Vagrancy	0	0	0	0	0	0	0	0	0	0	0	0
Disorderly Conduct	11	0	0	11	50	4	0	54	6	1	0	7
Driving Under the Influence	65	0	0	65	226	1	0	227	92	1	0	93
Drunkennes	21	0	0	21	173	0	0	173	41	2	0	43
Family Offenses, Nonviolent	8	0	0	8	33	0	0	33	13	0	0	13
Liquor Law Violations	11	10	0	21	10	0	0	10	4	1	0	5
Peeping Tom	0	0	0	0	0	0	0	0	0	0	0	0
Runaway	0	0	0	0	0	0	0	0	0	0	0	0
Trespass of Real Property	8	0	0	8	36	1	0	37	4	0	0	4
All Other Offenses	232	7	0	239	1,024	6	0	1,030	604	2	1	607
<b>TOTAL GROUP-B ARRESTS</b>	<b>356</b>	<b>17</b>	<b>0</b>	<b>373</b>	<b>1,552</b>	<b>12</b>	<b>0</b>	<b>1,564</b>	<b>764</b>	<b>7</b>	<b>1</b>	<b>772</b>

<b>TOTAL CRIMES</b>	<b>737</b>	<b>37</b>	<b>0</b>	<b>774</b>	<b>2,842</b>	<b>52</b>	<b>1</b>	<b>2,895</b>	<b>1,117</b>	<b>32</b>	<b>1</b>	<b>1,150</b>
---------------------	------------	-----------	----------	------------	--------------	-----------	----------	--------------	--------------	-----------	----------	--------------

## 2012 TOTAL ARRESTS BY COUNTY - ADULT AND JUVENILE

GROUP-A	MADISON				MAGOFFIN				MARION			
	ADULT	JUV	UNK	TOTAL	ADULT	JUV	UNK	TOTAL	ADULT	JUV	UNK	TOTAL
Arson	3	0	0	3	0	0	0	0	0	0	0	0
Assault Offenses	601	20	1	622	86	0	0	86	184	7	0	191
Bribery	5	0	0	5	0	0	0	0	0	0	0	0
Burglary / Breaking and Entering	127	3	0	130	7	0	0	7	35	4	1	40
Counterfeiting/Forgery	157	2	0	159	1	0	0	1	15	0	0	15
Destruction/Damage/Vandalism of Property	99	7	0	106	7	0	0	7	41	22	1	64
Drug/Narcotic Offenses	1,258	28	1	1,287	85	0	0	85	372	7	3	382
Embezzlement	0	0	0	0	0	0	0	0	0	0	0	0
Extortion/Blackmail	1	0	0	1	0	0	0	0	0	0	0	0
Fraud Offenses	118	5	0	123	1	0	0	1	20	0	0	20
Gambling Offenses	2	0	0	2	0	0	0	0	1	0	0	1
Homicide Offenses	10	0	0	10	1	0	0	1	1	0	0	1
Kidnapping/Abduction	17	0	0	17	2	0	0	2	3	0	0	3
Larceny/Theft Offenses	870	24	0	894	34	0	0	34	346	12	1	359
Motor Vehicle Theft	32	0	0	32	2	0	0	2	13	0	0	13
Pornography/Obscene Material	11	0	0	11	0	0	0	0	0	1	0	1
Prostitution Offenses	0	0	0	0	0	0	0	0	2	0	0	2
Robbery	21	0	0	21	0	0	0	0	0	0	0	0
Sex Offenses, Forcible	29	3	0	32	2	1	0	3	43	0	0	43
Sex Offenses, Nonforcible	2	0	0	2	0	0	0	0	10	0	0	10
Stolen Property Offenses (Receiving, etc.)	175	3	0	178	22	0	0	22	20	0	1	21
Weapon Law Violations	62	2	0	64	6	0	0	6	29	0	0	29
<b>TOTAL GROUP-A ARRESTS</b>	<b>3,600</b>	<b>97</b>	<b>2</b>	<b>3,699</b>	<b>256</b>	<b>1</b>	<b>0</b>	<b>257</b>	<b>1,135</b>	<b>53</b>	<b>7</b>	<b>1,195</b>

GROUP-B	ADULT	JUV	UNK	TOTAL	ADULT	JUV	UNK	TOTAL	ADULT	JUV	UNK	TOTAL
Bad Checks	0	0	0	0	0	0	0	0	0	0	0	0
Curfew/Loitering/Vagrancy	0	0	0	0	0	0	0	0	0	0	0	0
Disorderly Conduct	150	11	2	163	19	0	0	19	46	4	1	51
Driving Under the Influence	590	2	0	592	103	0	0	103	246	1	1	248
Drunkenness	783	9	0	792	78	2	0	80	233	5	1	239
Family Offenses, Nonviolent	95	0	0	95	5	0	0	5	20	0	0	20
Liquor Law Violations	41	3	0	44	0	0	0	0	9	4	0	13
Peeping Tom	0	0	0	0	0	0	0	0	0	0	0	0
Runaway	0	2	0	2	0	0	0	0	0	0	0	0
Trespass of Real Property	97	5	0	102	22	0	0	22	24	0	0	24
All Other Offenses	3,648	28	3	3,679	576	1	0	577	983	4	3	990
<b>TOTAL GROUP-B ARRESTS</b>	<b>5,404</b>	<b>60</b>	<b>5</b>	<b>5,469</b>	<b>803</b>	<b>3</b>	<b>0</b>	<b>806</b>	<b>1,561</b>	<b>18</b>	<b>6</b>	<b>1,585</b>

<b>TOTAL CRIMES</b>	<b>9,004</b>	<b>157</b>	<b>7</b>	<b>9,168</b>	<b>1,059</b>	<b>4</b>	<b>0</b>	<b>1,063</b>	<b>2,696</b>	<b>71</b>	<b>13</b>	<b>2,780</b>
---------------------	--------------	------------	----------	--------------	--------------	----------	----------	--------------	--------------	-----------	-----------	--------------

## 2012 TOTAL ARRESTS BY COUNTY - ADULT AND JUVENILE

GROUP-A	MARSHALL				MARTIN				MASON			
	ADULT	JUV	UNK	TOTAL	ADULT	JUV	UNK	TOTAL	ADULT	JUV	UNK	TOTAL
Arson	0	0	0	0	0	0	0	0	0	0	0	0
Assault Offenses	184	1	0	185	82	5	0	87	106	6	0	112
Bribery	1	0	0	1	0	0	0	0	3	0	0	3
Burglary / Breaking and Entering	41	0	0	41	10	0	0	10	20	0	0	20
Counterfeiting/Forgery	28	0	0	28	3	0	0	3	16	0	0	16
Destruction/Damage/Vandalism of Property	22	1	0	23	8	0	0	8	31	1	0	32
Drug/Narcotic Offenses	518	5	0	523	208	9	0	217	235	2	0	237
Embezzlement	0	0	0	0	0	0	0	0	0	0	0	0
Extortion/Blackmail	0	0	0	0	0	0	0	0	0	0	0	0
Fraud Offenses	33	0	0	33	2	0	0	2	17	0	0	17
Gambling Offenses	0	0	0	0	0	0	0	0	0	0	0	0
Homicide Offenses	0	0	0	0	1	0	0	1	4	0	0	4
Kidnapping/Abduction	5	0	0	5	1	0	0	1	5	1	0	6
Larceny/Theft Offenses	242	2	1	245	52	0	0	52	202	4	0	206
Motor Vehicle Theft	6	0	0	6	2	1	0	3	5	0	0	5
Pornography/Obscene Material	0	0	0	0	0	0	0	0	0	2	0	2
Prostitution Offenses	0	0	0	0	0	0	0	0	0	0	0	0
Robbery	1	0	0	1	0	0	0	0	9	0	0	9
Sex Offenses, Forcible	19	11	0	30	2	0	0	2	26	2	0	28
Sex Offenses, Nonforcible	1	0	0	1	0	0	0	0	6	1	0	7
Stolen Property Offenses (Receiving, etc.)	40	0	0	40	12	0	0	12	47	0	0	47
Weapon Law Violations	17	0	0	17	47	0	0	47	10	0	0	10
<b>TOTAL GROUP-A ARRESTS</b>	<b>1,158</b>	<b>20</b>	<b>1</b>	<b>1,179</b>	<b>430</b>	<b>15</b>	<b>0</b>	<b>445</b>	<b>742</b>	<b>19</b>	<b>0</b>	<b>761</b>

GROUP-B	ADULT	JUV	UNK	TOTAL	ADULT	JUV	UNK	TOTAL	ADULT	JUV	UNK	TOTAL
Bad Checks	0	0	0	0	0	0	0	0	0	0	0	0
Curfew/Loitering/Vagrancy	0	0	0	0	0	0	0	0	0	0	0	0
Disorderly Conduct	32	0	0	32	17	0	0	17	45	3	0	48
Driving Under the Influence	227	0	0	227	93	0	0	93	123	0	0	123
Drunkenness	107	1	0	108	113	1	0	114	246	0	0	246
Family Offenses, Nonviolent	50	0	0	50	3	0	0	3	39	0	0	39
Liquor Law Violations	16	1	0	17	0	2	0	2	0	0	0	0
Peeping Tom	0	0	0	0	0	0	0	0	0	0	0	0
Runaway	0	0	0	0	0	0	0	0	0	0	0	0
Trespass of Real Property	30	0	0	30	27	0	0	27	22	0	0	22
All Other Offenses	760	1	3	764	559	2	0	561	1,100	2	0	1,102
<b>TOTAL GROUP-B ARRESTS</b>	<b>1,222</b>	<b>3</b>	<b>3</b>	<b>1,228</b>	<b>812</b>	<b>5</b>	<b>0</b>	<b>817</b>	<b>1,575</b>	<b>5</b>	<b>0</b>	<b>1,580</b>

<b>TOTAL CRIMES</b>	<b>2,380</b>	<b>23</b>	<b>4</b>	<b>2,407</b>	<b>1,242</b>	<b>20</b>	<b>0</b>	<b>1,262</b>	<b>2,317</b>	<b>24</b>	<b>0</b>	<b>2,341</b>
---------------------	--------------	-----------	----------	--------------	--------------	-----------	----------	--------------	--------------	-----------	----------	--------------

## 2012 TOTAL ARRESTS BY COUNTY - ADULT AND JUVENILE

GROUP-A	MCCRACKEN				MCCREARY				MCLEAN			
	ADULT	JUV	UNK	TOTAL	ADULT	JUV	UNK	TOTAL	ADULT	JUV	UNK	TOTAL
Arson	1	3	0	4	1	0	0	1	0	0	0	0
Assault Offenses	399	70	0	469	152	2	1	155	72	0	0	72
Bribery	4	0	0	4	0	0	0	0	0	0	0	0
Burglary / Breaking and Entering	50	8	0	58	22	0	0	22	4	0	0	4
Counterfeiting/Forgery	96	0	0	96	30	2	0	32	13	0	0	13
Destruction/Damage/Vandalism of Property	78	14	0	92	23	2	0	25	24	2	0	26
Drug/Narcotic Offenses	1,661	58	0	1,719	118	1	0	119	122	2	0	124
Embezzlement	0	0	0	0	0	0	0	0	0	0	0	0
Extortion/Blackmail	0	0	0	0	0	0	0	0	0	0	0	0
Fraud Offenses	97	0	0	97	15	0	0	15	1	0	0	1
Gambling Offenses	4	0	0	4	0	0	0	0	0	0	0	0
Homicide Offenses	4	2	0	6	1	0	0	1	0	0	0	0
Kidnapping/Abduction	10	0	0	10	2	0	0	2	9	0	0	9
Larceny/Theft Offenses	903	136	2	1,041	132	0	0	132	176	0	0	176
Motor Vehicle Theft	15	4	0	19	2	0	0	2	1	0	0	1
Pornography/Obscene Material	51	0	0	51	2	1	0	3	0	0	0	0
Prostitution Offenses	23	0	0	23	0	0	0	0	0	0	0	0
Robbery	32	2	0	34	9	0	0	9	4	0	0	4
Sex Offenses, Forcible	26	17	0	43	4	1	0	5	1	1	3	5
Sex Offenses, Nonforcible	0	0	0	0	2	0	0	2	0	0	0	0
Stolen Property Offenses (Receiving, etc.)	78	4	0	82	16	0	0	16	7	0	0	7
Weapon Law Violations	57	8	0	65	16	1	0	17	5	0	0	5
<b>TOTAL GROUP-A ARRESTS</b>	<b>3,589</b>	<b>326</b>	<b>2</b>	<b>3,917</b>	<b>547</b>	<b>10</b>	<b>1</b>	<b>558</b>	<b>439</b>	<b>5</b>	<b>3</b>	<b>447</b>

GROUP-B												
Bad Checks	0	0	0	0	0	0	0	0	0	0	0	0
Curfew/Loitering/Vagrancy	0	0	0	0	0	0	0	0	0	0	0	0
Disorderly Conduct	70	23	0	93	40	6	0	46	29	0	0	29
Driving Under the Influence	743	3	0	746	114	0	0	114	76	0	0	76
Drunkenness	428	10	0	438	110	9	0	119	39	2	0	41
Family Offenses, Nonviolent	80	0	0	80	62	0	0	62	16	0	0	16
Liquor Law Violations	67	20	0	87	1	0	0	1	8	2	0	10
Peeping Tom	1	0	0	1	0	0	0	0	0	0	0	0
Runaway	1	11	0	12	0	0	0	0	0	0	0	0
Trespass of Real Property	56	16	0	72	11	0	0	11	20	1	0	21
All Other Offenses	3,414	130	4	3,548	1,085	34	0	1,119	241	1	0	242
<b>TOTAL GROUP-B ARRESTS</b>	<b>4,860</b>	<b>213</b>	<b>4</b>	<b>5,077</b>	<b>1,423</b>	<b>49</b>	<b>0</b>	<b>1,472</b>	<b>429</b>	<b>6</b>	<b>0</b>	<b>435</b>

<b>TOTAL CRIMES</b>	<b>8,449</b>	<b>539</b>	<b>6</b>	<b>8,994</b>	<b>1,970</b>	<b>59</b>	<b>1</b>	<b>2,030</b>	<b>868</b>	<b>11</b>	<b>3</b>	<b>882</b>
---------------------	--------------	------------	----------	--------------	--------------	-----------	----------	--------------	------------	-----------	----------	------------

## 2012 TOTAL ARRESTS BY COUNTY - ADULT AND JUVENILE

GROUP-A	MEADE				MENIFEE				MERCER			
	ADULT	JUV	UNK	TOTAL	ADULT	JUV	UNK	TOTAL	ADULT	JUV	UNK	TOTAL
Arson	7	0	0	7	0	0	0	0	0	0	0	0
Assault Offenses	176	1	0	177	32	3	0	35	152	1	0	153
Bribery	0	0	0	0	0	0	0	0	0	0	0	0
Burglary / Breaking and Entering	22	2	0	24	2	0	0	2	34	0	0	34
Counterfeiting/Forgery	32	0	0	32	1	0	0	1	18	0	0	18
Destruction/Damage/Vandalism of Property	20	9	0	29	7	0	0	7	28	0	0	28
Drug/Narcotic Offenses	388	10	0	398	36	2	0	38	136	2	0	138
Embezzlement	0	0	0	0	0	0	0	0	0	0	0	0
Extortion/Blackmail	0	0	0	0	0	0	0	0	0	0	0	0
Fraud Offenses	40	0	1	41	1	0	0	1	15	0	0	15
Gambling Offenses	0	0	0	0	0	0	0	0	0	0	0	0
Homicide Offenses	4	0	0	4	0	0	0	0	0	0	0	0
Kidnapping/Abduction	3	0	0	3	0	0	0	0	5	0	0	5
Larceny/Theft Offenses	417	5	0	422	30	0	0	30	164	5	0	169
Motor Vehicle Theft	2	0	0	2	1	0	0	1	4	0	0	4
Pornography/Obscene Material	1	0	0	1	1	0	0	1	1	0	0	1
Prostitution Offenses	0	0	0	0	0	0	0	0	0	0	0	0
Robbery	2	0	0	2	0	0	0	0	2	0	0	2
Sex Offenses, Forcible	11	3	0	14	2	0	0	2	5	0	0	5
Sex Offenses, Nonforcible	2	0	0	2	2	0	0	2	0	0	0	0
Stolen Property Offenses (Receiving, etc.)	22	6	0	28	0	0	0	0	16	1	0	17
Weapon Law Violations	21	1	0	22	1	0	0	1	5	1	0	6
<b>TOTAL GROUP-A ARRESTS</b>	<b>1,170</b>	<b>37</b>	<b>1</b>	<b>1,208</b>	<b>116</b>	<b>5</b>	<b>0</b>	<b>121</b>	<b>585</b>	<b>10</b>	<b>0</b>	<b>595</b>

GROUP-B												
Bad Checks	0	0	0	0	0	0	0	0	0	0	0	0
Curfew/Loitering/Vagrancy	0	0	0	0	0	0	0	0	0	0	0	0
Disorderly Conduct	18	0	0	18	3	0	0	3	11	1	0	12
Driving Under the Influence	181	2	0	183	34	0	0	34	86	2	0	88
Drunkenness	58	2	0	60	24	0	0	24	43	6	0	49
Family Offenses, Nonviolent	85	0	0	85	4	0	0	4	25	0	0	25
Liquor Law Violations	5	0	0	5	1	2	0	3	9	4	0	13
Peeping Tom	0	0	0	0	0	0	0	0	0	0	0	0
Runaway	0	0	0	0	0	0	0	0	0	0	0	0
Trespass of Real Property	17	0	0	17	2	0	0	2	28	5	1	34
All Other Offenses	594	4	2	600	105	2	0	107	535	1	0	536
<b>TOTAL GROUP-B ARRESTS</b>	<b>958</b>	<b>8</b>	<b>2</b>	<b>968</b>	<b>173</b>	<b>4</b>	<b>0</b>	<b>177</b>	<b>737</b>	<b>19</b>	<b>1</b>	<b>757</b>

<b>TOTAL CRIMES</b>	<b>2,128</b>	<b>45</b>	<b>3</b>	<b>2,176</b>	<b>289</b>	<b>9</b>	<b>0</b>	<b>298</b>	<b>1,322</b>	<b>29</b>	<b>1</b>	<b>1,352</b>
---------------------	--------------	-----------	----------	--------------	------------	----------	----------	------------	--------------	-----------	----------	--------------

## 2012 TOTAL ARRESTS BY COUNTY - ADULT AND JUVENILE

GROUP-A	METCALFE				MONROE				MONTGOMERY			
	ADULT	JUV	UNK	TOTAL	ADULT	JUV	UNK	TOTAL	ADULT	JUV	UNK	TOTAL
Arson	0	0	0	0	1	0	0	1	0	0	0	0
Assault Offenses	55	4	0	59	50	1	0	51	104	3	0	107
Bribery	0	0	0	0	0	0	0	0	0	0	0	0
Burglary / Breaking and Entering	9	0	0	9	22	0	0	22	47	2	1	50
Counterfeiting/Forgery	3	0	0	3	7	0	0	7	140	0	0	140
Destruction/Damage/Vandalism of Property	7	0	0	7	4	0	0	4	13	2	0	15
Drug/Narcotic Offenses	184	0	0	184	78	0	0	78	242	5	0	247
Embezzlement	0	0	0	0	0	0	0	0	0	0	0	0
Extortion/Blackmail	0	0	0	0	0	0	0	0	0	0	0	0
Fraud Offenses	1	0	0	1	0	0	0	0	24	0	0	24
Gambling Offenses	0	0	0	0	0	0	0	0	0	0	0	0
Homicide Offenses	0	0	0	0	4	0	0	4	4	0	0	4
Kidnapping/Abduction	2	0	0	2	1	0	0	1	0	0	0	0
Larceny/Theft Offenses	51	0	0	51	43	0	0	43	449	6	2	457
Motor Vehicle Theft	2	0	0	2	1	0	0	1	8	0	0	8
Pornography/Obscene Material	51	0	0	51	0	0	0	0	12	0	0	12
Prostitution Offenses	0	0	0	0	0	0	0	0	0	0	0	0
Robbery	0	0	0	0	1	0	0	1	17	0	0	17
Sex Offenses, Forcible	205	0	0	205	3	0	0	3	3	0	0	3
Sex Offenses, Nonforcible	100	0	0	100	1	0	0	1	1	0	0	1
Stolen Property Offenses (Receiving, etc.)	6	0	0	6	3	0	0	3	109	0	0	109
Weapon Law Violations	3	0	0	3	3	0	0	3	11	0	0	11
<b>TOTAL GROUP-A ARRESTS</b>	<b>679</b>	<b>4</b>	<b>0</b>	<b>683</b>	<b>222</b>	<b>1</b>	<b>0</b>	<b>223</b>	<b>1,184</b>	<b>18</b>	<b>3</b>	<b>1,205</b>

GROUP-B	ADULT	JUV	UNK	TOTAL	ADULT	JUV	UNK	TOTAL	ADULT	JUV	UNK	TOTAL
Bad Checks	0	0	0	0	0	0	0	0	0	0	0	0
Curfew/Loitering/Vagrancy	0	0	0	0	3	0	0	3	0	0	0	0
Disorderly Conduct	9	0	0	9	12	1	0	13	77	1	0	78
Driving Under the Influence	38	1	0	39	53	2	0	55	122	0	0	122
Drunkenness	25	0	0	25	34	0	1	35	287	0	0	287
Family Offenses, Nonviolent	3	0	0	3	12	0	0	12	27	0	0	27
Liquor Law Violations	0	0	0	0	2	1	0	3	3	1	0	4
Peeping Tom	0	0	0	0	0	0	0	0	0	0	0	0
Runaway	0	0	0	0	0	0	0	0	0	1	0	1
Trespass of Real Property	6	0	0	6	3	0	0	3	19	0	0	19
All Other Offenses	131	6	1	138	66	1	0	67	1,419	4	3	1,426
<b>TOTAL GROUP-B ARRESTS</b>	<b>212</b>	<b>7</b>	<b>1</b>	<b>220</b>	<b>185</b>	<b>5</b>	<b>1</b>	<b>191</b>	<b>1,954</b>	<b>7</b>	<b>3</b>	<b>1,964</b>

<b>TOTAL CRIMES</b>	<b>891</b>	<b>11</b>	<b>1</b>	<b>903</b>	<b>407</b>	<b>6</b>	<b>1</b>	<b>414</b>	<b>3,138</b>	<b>25</b>	<b>6</b>	<b>3,169</b>
---------------------	------------	-----------	----------	------------	------------	----------	----------	------------	--------------	-----------	----------	--------------

## 2012 TOTAL ARRESTS BY COUNTY - ADULT AND JUVENILE

GROUP-A	MORGAN				MUHLENBERG				NELSON			
	ADULT	JUV	UNK	TOTAL	ADULT	JUV	UNK	TOTAL	ADULT	JUV	UNK	TOTAL
Arson	0	0	0	0	0	0	0	0	4	2	0	6
Assault Offenses	43	9	0	52	207	3	0	210	307	2	1	310
Bribery	0	0	0	0	0	0	0	0	0	0	0	0
Burglary / Breaking and Entering	16	0	0	16	20	1	0	21	90	6	0	96
Counterfeiting/Forgery	8	0	0	8	29	1	0	30	102	1	4	107
Destruction/Damage/Vandalism of Property	5	0	0	5	28	0	0	28	58	4	0	62
Drug/Narcotic Offenses	61	0	0	61	423	8	0	431	794	8	4	806
Embezzlement	0	0	0	0	0	0	0	0	0	0	0	0
Extortion/Blackmail	0	0	0	0	0	0	0	0	0	0	0	0
Fraud Offenses	4	0	0	4	17	0	0	17	23	0	0	23
Gambling Offenses	0	0	0	0	0	0	0	0	0	0	0	0
Homicide Offenses	0	0	0	0	1	0	0	1	2	0	0	2
Kidnapping/Abduction	0	0	0	0	6	0	0	6	8	0	0	8
Larceny/Theft Offenses	76	0	1	77	268	0	0	268	396	19	0	415
Motor Vehicle Theft	0	1	0	1	10	0	0	10	10	4	0	14
Pornography/Obscene Material	0	0	0	0	1	0	0	1	61	3	0	64
Prostitution Offenses	0	0	0	0	0	0	0	0	0	0	0	0
Robbery	1	0	0	1	0	0	0	0	11	0	0	11
Sex Offenses, Forcible	20	0	0	20	6	1	0	7	20	0	0	20
Sex Offenses, Nonforcible	0	0	0	0	0	0	0	0	1	0	0	1
Stolen Property Offenses (Receiving, etc.)	5	0	0	5	42	0	0	42	82	7	0	89
Weapon Law Violations	6	0	0	6	13	3	0	16	22	1	0	23
<b>TOTAL GROUP-A ARRESTS</b>	<b>245</b>	<b>10</b>	<b>1</b>	<b>256</b>	<b>1,071</b>	<b>17</b>	<b>0</b>	<b>1,088</b>	<b>1,991</b>	<b>57</b>	<b>9</b>	<b>2,057</b>

GROUP-B	ADULT	JUV	UNK	TOTAL	ADULT	JUV	UNK	TOTAL	ADULT	JUV	UNK	TOTAL
Bad Checks	0	0	0	0	0	0	0	0	0	0	0	0
Curfew/Loitering/Vagrancy	0	0	0	0	0	0	0	0	0	0	0	0
Disorderly Conduct	8	0	0	8	61	0	0	61	97	0	0	97
Driving Under the Influence	71	0	0	71	262	0	0	262	218	1	0	219
Drunkenness	41	0	0	41	143	0	1	144	242	1	1	244
Family Offenses, Nonviolent	5	0	0	5	19	0	0	19	50	0	0	50
Liquor Law Violations	0	0	0	0	6	1	0	7	5	0	0	5
Peeping Tom	0	0	0	0	0	0	0	0	0	0	0	0
Runaway	0	0	0	0	0	0	0	0	0	0	0	0
Trespass of Real Property	0	0	0	0	29	0	0	29	27	0	0	27
All Other Offenses	331	0	0	331	1,117	6	1	1,124	1,252	6	1	1,259
<b>TOTAL GROUP-B ARRESTS</b>	<b>456</b>	<b>0</b>	<b>0</b>	<b>456</b>	<b>1,637</b>	<b>7</b>	<b>2</b>	<b>1,646</b>	<b>1,891</b>	<b>8</b>	<b>2</b>	<b>1,901</b>

<b>TOTAL CRIMES</b>	<b>701</b>	<b>10</b>	<b>1</b>	<b>712</b>	<b>2,708</b>	<b>24</b>	<b>2</b>	<b>2,734</b>	<b>3,882</b>	<b>65</b>	<b>11</b>	<b>3,958</b>
---------------------	------------	-----------	----------	------------	--------------	-----------	----------	--------------	--------------	-----------	-----------	--------------

## 2012 TOTAL ARRESTS BY COUNTY - ADULT AND JUVENILE

GROUP-A	NICHOLAS				OHIO				OLDHAM			
	ADULT	JUV	UNK	TOTAL	ADULT	JUV	UNK	TOTAL	ADULT	JUV	UNK	TOTAL
Arson	3	0	0	3	4	0	0	4	2	0	0	2
Assault Offenses	59	0	0	59	339	32	0	371	219	31	5	255
Bribery	1	0	0	1	3	0	0	3	0	0	0	0
Burglary / Breaking and Entering	7	3	0	10	56	1	0	57	40	18	0	58
Counterfeiting/Forgery	5	0	0	5	70	0	0	70	15	0	0	15
Destruction/Damage/Vandalism of Property	9	0	0	9	62	1	0	63	29	30	2	61
Drug/Narcotic Offenses	86	2	0	88	504	16	0	520	508	77	0	585
Embezzlement	0	0	0	0	0	0	0	0	0	0	0	0
Extortion/Blackmail	0	0	0	0	0	0	0	0	0	0	0	0
Fraud Offenses	7	0	0	7	28	0	0	28	39	0	0	39
Gambling Offenses	0	0	0	0	0	0	0	0	0	0	0	0
Homicide Offenses	0	0	0	0	15	1	0	16	0	0	0	0
Kidnapping/Abduction	1	0	0	1	39	0	0	39	9	1	0	10
Larceny/Theft Offenses	53	1	1	55	388	9	0	397	164	13	19	196
Motor Vehicle Theft	3	0	0	3	14	1	0	15	3	3	0	6
Pornography/Obscene Material	0	0	0	0	1	2	0	3	1	5	0	6
Prostitution Offenses	0	0	0	0	0	0	0	0	0	0	0	0
Robbery	4	0	0	4	7	1	0	8	2	0	0	2
Sex Offenses, Forcible	1	0	0	1	48	9	0	57	14	3	0	17
Sex Offenses, Nonforcible	0	0	0	0	0	0	0	0	0	0	0	0
Stolen Property Offenses (Receiving, etc.)	12	0	0	12	52	2	0	54	17	5	0	22
Weapon Law Violations	4	0	0	4	18	0	0	18	10	0	0	10
<b>TOTAL GROUP-A ARRESTS</b>	<b>255</b>	<b>6</b>	<b>1</b>	<b>262</b>	<b>1,648</b>	<b>75</b>	<b>0</b>	<b>1,723</b>	<b>1,072</b>	<b>186</b>	<b>26</b>	<b>1,284</b>

GROUP-B	ADULT	JUV	UNK	TOTAL	ADULT	JUV	UNK	TOTAL	ADULT	JUV	UNK	TOTAL
Bad Checks	0	0	0	0	0	0	0	0	0	0	0	0
Curfew/Loitering/Vagrancy	0	0	0	0	0	0	0	0	0	0	0	0
Disorderly Conduct	24	1	0	25	27	21	0	48	41	2	1	44
Driving Under the Influence	71	0	0	71	180	0	0	180	275	3	0	278
Drunkenness	101	1	0	102	68	5	0	73	173	16	0	189
Family Offenses, Nonviolent	4	0	0	4	62	0	0	62	44	0	0	44
Liquor Law Violations	1	0	0	1	17	3	0	20	37	5	0	42
Peeping Tom	0	0	0	0	0	0	0	0	0	0	0	0
Runaway	0	0	0	0	0	0	0	0	0	1	0	1
Trespass of Real Property	9	0	0	9	25	4	0	29	30	5	1	36
All Other Offenses	324	3	0	327	835	5	0	840	1,200	21	18	1,239
<b>TOTAL GROUP-B ARRESTS</b>	<b>534</b>	<b>5</b>	<b>0</b>	<b>539</b>	<b>1,214</b>	<b>38</b>	<b>0</b>	<b>1,252</b>	<b>1,800</b>	<b>53</b>	<b>20</b>	<b>1,873</b>

<b>TOTAL CRIMES</b>	<b>789</b>	<b>11</b>	<b>1</b>	<b>801</b>	<b>2,862</b>	<b>113</b>	<b>0</b>	<b>2,975</b>	<b>2,872</b>	<b>239</b>	<b>46</b>	<b>3,157</b>
---------------------	------------	-----------	----------	------------	--------------	------------	----------	--------------	--------------	------------	-----------	--------------



## 2012 TOTAL ARRESTS BY COUNTY - ADULT AND JUVENILE

GROUP-A	OWEN				OWSLEY				PENDLETON			
	ADULT	JUV	UNK	TOTAL	ADULT	JUV	UNK	TOTAL	ADULT	JUV	UNK	TOTAL
Arson	0	0	0	0	0	0	0	0	0	0	0	0
Assault Offenses	36	0	0	36	96	1	1	98	69	30	2	101
Bribery	0	0	0	0	1	0	0	1	1	0	0	1
Burglary / Breaking and Entering	22	0	0	22	15	0	0	15	29	5	0	34
Counterfeiting/Forgery	4	0	0	4	2	0	0	2	2	0	0	2
Destruction/Damage/Vandalism of Property	6	2	0	8	30	1	0	31	29	1	0	30
Drug/Narcotic Offenses	111	4	0	115	173	2	0	175	164	9	0	173
Embezzlement	0	0	0	0	0	0	0	0	0	0	0	0
Extortion/Blackmail	0	0	0	0	0	0	0	0	0	0	0	0
Fraud Offenses	2	0	0	2	4	0	0	4	3	0	0	3
Gambling Offenses	0	0	0	0	0	0	0	0	0	0	0	0
Homicide Offenses	2	0	0	2	0	0	0	0	1	0	0	1
Kidnapping/Abduction	0	0	0	0	1	0	0	1	1	0	0	1
Larceny/Theft Offenses	28	1	0	29	98	1	1	100	164	8	17	189
Motor Vehicle Theft	1	0	0	1	2	0	0	2	11	0	0	11
Pornography/Obscene Material	0	0	0	0	0	0	0	0	0	0	0	0
Prostitution Offenses	0	0	0	0	0	0	0	0	0	0	0	0
Robbery	0	0	0	0	0	0	0	0	0	0	0	0
Sex Offenses, Forcible	8	3	0	11	1	0	0	1	13	0	0	13
Sex Offenses, Nonforcible	0	0	0	0	0	0	0	0	0	0	0	0
Stolen Property Offenses (Receiving, etc.)	13	0	0	13	16	0	0	16	10	0	0	10
Weapon Law Violations	5	0	0	5	3	0	0	3	3	5	0	8
<b>TOTAL GROUP-A ARRESTS</b>	<b>238</b>	<b>10</b>	<b>0</b>	<b>248</b>	<b>442</b>	<b>5</b>	<b>2</b>	<b>449</b>	<b>500</b>	<b>58</b>	<b>19</b>	<b>577</b>

GROUP-B	ADULT	JUV	UNK	TOTAL	ADULT	JUV	UNK	TOTAL	ADULT	JUV	UNK	TOTAL
Bad Checks	0	0	0	0	0	0	0	0	0	0	0	0
Curfew/Loitering/Vagrancy	0	0	0	0	0	0	0	0	0	0	0	0
Disorderly Conduct	11	2	0	13	22	1	1	24	21	15	0	36
Driving Under the Influence	35	0	0	35	74	2	0	76	88	0	1	89
Drunkenness	21	0	0	21	95	4	1	100	82	5	0	87
Family Offenses, Nonviolent	11	0	0	11	10	0	0	10	23	0	0	23
Liquor Law Violations	0	0	0	0	0	0	0	0	7	1	0	8
Peeping Tom	0	0	0	0	0	0	0	0	0	0	0	0
Runaway	0	0	0	0	0	0	0	0	0	1	0	1
Trespass of Real Property	5	0	0	5	12	1	0	13	20	2	0	22
All Other Offenses	348	2	0	350	169	3	1	173	370	18	1	389
<b>TOTAL GROUP-B ARRESTS</b>	<b>431</b>	<b>4</b>	<b>0</b>	<b>435</b>	<b>382</b>	<b>11</b>	<b>3</b>	<b>396</b>	<b>611</b>	<b>42</b>	<b>2</b>	<b>655</b>

<b>TOTAL CRIMES</b>	<b>669</b>	<b>14</b>	<b>0</b>	<b>683</b>	<b>824</b>	<b>16</b>	<b>5</b>	<b>845</b>	<b>1,111</b>	<b>100</b>	<b>21</b>	<b>1,232</b>
---------------------	------------	-----------	----------	------------	------------	-----------	----------	------------	--------------	------------	-----------	--------------

## 2012 TOTAL ARRESTS BY COUNTY - ADULT AND JUVENILE

GROUP-A	PERRY				PIKE				POWELL			
	ADULT	JUV	UNK	TOTAL	ADULT	JUV	UNK	TOTAL	ADULT	JUV	UNK	TOTAL
Arson	2	0	0	2	1	0	0	1	0	0	0	0
Assault Offenses	279	11	1	291	301	4	1	306	76	31	1	108
Bribery	1	0	0	1	0	0	0	0	2	0	0	2
Burglary / Breaking and Entering	32	0	0	32	37	3	0	40	16	0	0	16
Counterfeiting/Forgery	27	0	1	28	20	0	0	20	11	0	0	11
Destruction/Damage/Vandalism of Property	37	4	0	41	42	5	0	47	15	1	0	16
Drug/Narcotic Offenses	581	5	0	586	579	11	1	591	260	2	0	262
Embezzlement	0	0	0	0	0	0	0	0	0	0	0	0
Extortion/Blackmail	0	0	0	0	0	0	0	0	0	0	0	0
Fraud Offenses	25	0	0	25	31	0	0	31	48	0	0	48
Gambling Offenses	0	0	0	0	0	0	0	0	0	0	0	0
Homicide Offenses	8	0	0	8	7	0	0	7	4	0	0	4
Kidnapping/Abduction	5	0	0	5	2	0	0	2	0	0	0	0
Larceny/Theft Offenses	344	6	2	352	390	15	1	406	70	7	0	77
Motor Vehicle Theft	10	0	0	10	8	1	0	9	3	0	0	3
Pornography/Obscene Material	1	0	0	1	86	0	0	86	0	0	0	0
Prostitution Offenses	7	0	0	7	0	0	0	0	0	0	0	0
Robbery	8	0	0	8	13	0	0	13	1	0	0	1
Sex Offenses, Forcible	8	0	0	8	3	4	0	7	2	0	0	2
Sex Offenses, Nonforcible	0	0	0	0	1	0	0	1	1	0	0	1
Stolen Property Offenses (Receiving, etc.)	39	0	0	39	33	0	0	33	23	0	0	23
Weapon Law Violations	17	0	0	17	19	0	0	19	11	1	0	12
<b>TOTAL GROUP-A ARRESTS</b>	<b>1,431</b>	<b>26</b>	<b>4</b>	<b>1,461</b>	<b>1,573</b>	<b>43</b>	<b>3</b>	<b>1,619</b>	<b>543</b>	<b>42</b>	<b>1</b>	<b>586</b>

GROUP-B	ADULT	JUV	UNK	TOTAL	ADULT	JUV	UNK	TOTAL	ADULT	JUV	UNK	TOTAL
Bad Checks	0	0	0	0	0	0	0	0	0	0	0	0
Curfew/Loitering/Vagrancy	2	0	0	2	1	0	0	1	0	0	0	0
Disorderly Conduct	52	12	2	66	77	1	1	79	20	0	0	20
Driving Under the Influence	277	2	0	279	541	0	0	541	124	1	0	125
Drunkenness	416	9	1	426	515	10	0	525	120	3	1	124
Family Offenses, Nonviolent	30	0	0	30	21	0	0	21	10	0	1	11
Liquor Law Violations	7	0	0	7	13	0	1	14	4	0	0	4
Peeping Tom	0	0	0	0	0	0	0	0	0	0	0	0
Runaway	0	0	0	0	0	3	0	3	0	0	0	0
Trespass of Real Property	40	0	0	40	53	1	0	54	11	0	0	11
All Other Offenses	3,066	13	4	3,083	5,756	7	4	5,767	1,072	2	0	1,074
<b>TOTAL GROUP-B ARRESTS</b>	<b>3,890</b>	<b>36</b>	<b>7</b>	<b>3,933</b>	<b>6,977</b>	<b>22</b>	<b>6</b>	<b>7,005</b>	<b>1,361</b>	<b>6</b>	<b>2</b>	<b>1,369</b>

<b>TOTAL CRIMES</b>	<b>5,321</b>	<b>62</b>	<b>11</b>	<b>5,394</b>	<b>8,550</b>	<b>65</b>	<b>9</b>	<b>8,624</b>	<b>1,904</b>	<b>48</b>	<b>3</b>	<b>1,955</b>
---------------------	--------------	-----------	-----------	--------------	--------------	-----------	----------	--------------	--------------	-----------	----------	--------------

## 2012 TOTAL ARRESTS BY COUNTY - ADULT AND JUVENILE

GROUP-A	PULASKI				ROBERTSON				ROCKCASTLE			
	ADULT	JUV	UNK	TOTAL	ADULT	JUV	UNK	TOTAL	ADULT	JUV	UNK	TOTAL
Arson	0	0	0	0	0	0	0	0	0	0	0	0
Assault Offenses	188	10	1	199	28	0	0	28	198	5	0	203
Bribery	1	0	0	1	0	0	0	0	11	0	0	11
Burglary / Breaking and Entering	67	1	0	68	4	0	0	4	51	2	0	53
Counterfeiting/Forgery	112	0	0	112	0	0	0	0	669	0	1	670
Destruction/Damage/Vandalism of Property	34	4	0	38	0	0	0	0	21	2	0	23
Drug/Narcotic Offenses	591	8	0	599	7	3	0	10	643	10	1	654
Embezzlement	0	0	0	0	0	0	0	0	0	0	0	0
Extortion/Blackmail	0	0	0	0	0	0	0	0	0	0	0	0
Fraud Offenses	22	0	0	22	0	0	0	0	237	0	0	237
Gambling Offenses	0	0	0	0	0	0	0	0	0	0	0	0
Homicide Offenses	2	0	0	2	1	0	0	1	2	0	0	2
Kidnapping/Abduction	4	0	0	4	0	0	0	0	0	0	0	0
Larceny/Theft Offenses	571	17	0	588	2	0	0	2	288	1	0	289
Motor Vehicle Theft	7	0	0	7	0	0	0	0	6	0	0	6
Pornography/Obscene Material	0	0	0	0	10	1	0	11	0	0	0	0
Prostitution Offenses	0	0	0	0	0	0	0	0	2	0	0	2
Robbery	9	0	0	9	0	0	0	0	2	0	0	2
Sex Offenses, Forcible	14	2	0	16	11	0	0	11	3	0	0	3
Sex Offenses, Nonforcible	2	0	0	2	0	0	0	0	0	0	0	0
Stolen Property Offenses (Receiving, etc.)	85	1	0	86	0	0	0	0	47	0	0	47
Weapon Law Violations	19	0	0	19	0	1	0	1	24	0	0	24
<b>TOTAL GROUP-A ARRESTS</b>	<b>1,728</b>	<b>43</b>	<b>1</b>	<b>1,772</b>	<b>63</b>	<b>5</b>	<b>0</b>	<b>68</b>	<b>2,204</b>	<b>20</b>	<b>2</b>	<b>2,226</b>

GROUP-B												
Bad Checks	0	0	0	0	0	0	0	0	0	0	0	0
Curfew/Loitering/Vagrancy	0	0	0	0	0	0	0	0	0	0	0	0
Disorderly Conduct	32	1	0	33	0	0	0	0	22	0	0	22
Driving Under the Influence	356	2	0	358	2	0	0	2	186	0	1	187
Drunkenness	243	4	0	247	2	0	0	2	114	5	1	120
Family Offenses, Nonviolent	80	0	0	80	0	0	0	0	17	0	0	17
Liquor Law Violations	1	0	0	1	0	0	0	0	2	0	0	2
Peeping Tom	0	0	0	0	0	0	0	0	0	0	0	0
Runaway	0	0	0	0	0	0	0	0	0	0	0	0
Trespass of Real Property	30	1	1	32	0	0	0	0	50	0	1	51
All Other Offenses	2,295	18	2	2,315	52	0	0	52	1,120	1	6	1,127
<b>TOTAL GROUP-B ARRESTS</b>	<b>3,037</b>	<b>26</b>	<b>3</b>	<b>3,066</b>	<b>56</b>	<b>0</b>	<b>0</b>	<b>56</b>	<b>1,511</b>	<b>6</b>	<b>9</b>	<b>1,526</b>

<b>TOTAL CRIMES</b>	<b>4,765</b>	<b>69</b>	<b>4</b>	<b>4,838</b>	<b>119</b>	<b>5</b>	<b>0</b>	<b>124</b>	<b>3,715</b>	<b>26</b>	<b>11</b>	<b>3,752</b>
---------------------	--------------	-----------	----------	--------------	------------	----------	----------	------------	--------------	-----------	-----------	--------------

## 2012 TOTAL ARRESTS BY COUNTY - ADULT AND JUVENILE

GROUP-A	ROWAN				RUSSELL				** SCOTT **			
	ADULT	JUV	UNK	TOTAL	ADULT	JUV	UNK	TOTAL	ADULT	JUV	UNK	TOTAL
Arson	2	0	0	2	0	0	0	0	4	0	0	4
Assault Offenses	139	6	0	145	86	4	0	90	75	0	0	75
Bribery	0	0	0	0	0	0	0	0	0	0	0	0
Burglary / Breaking and Entering	28	0	0	28	9	0	0	9	20	0	0	20
Counterfeiting/Forgery	24	0	0	24	9	0	0	9	1	0	0	1
Destruction/Damage/Vandalism of Property	33	2	0	35	12	0	0	12	14	0	0	14
Drug/Narcotic Offenses	435	2	0	437	68	2	0	70	197	0	0	197
Embezzlement	0	0	0	0	0	0	0	0	0	0	0	0
Extortion/Blackmail	0	0	0	0	0	0	0	0	0	0	0	0
Fraud Offenses	36	0	0	36	11	0	0	11	5	0	0	5
Gambling Offenses	0	0	0	0	0	0	0	0	0	0	0	0
Homicide Offenses	2	0	0	2	4	0	0	4	1	0	0	1
Kidnapping/Abduction	2	0	0	2	3	0	0	3	0	0	0	0
Larceny/Theft Offenses	207	3	0	210	104	1	0	105	62	0	0	62
Motor Vehicle Theft	10	0	0	10	1	0	0	1	3	0	0	3
Pornography/Obscene Material	27	0	0	27	0	0	0	0	10	0	0	10
Prostitution Offenses	0	0	0	0	0	0	0	0	0	0	0	0
Robbery	5	0	0	5	4	0	0	4	5	0	0	5
Sex Offenses, Forcible	4	0	0	4	2	2	0	4	0	0	0	0
Sex Offenses, Nonforcible	1	0	0	1	0	0	0	0	0	0	0	0
Stolen Property Offenses (Receiving, etc.)	64	0	0	64	13	1	0	14	25	0	0	25
Weapon Law Violations	18	0	0	18	3	0	0	3	7	0	0	7
<b>TOTAL GROUP-A ARRESTS</b>	<b>1,037</b>	<b>13</b>	<b>0</b>	<b>1,050</b>	<b>329</b>	<b>10</b>	<b>0</b>	<b>339</b>	<b>429</b>	<b>0</b>	<b>0</b>	<b>429</b>

GROUP-B	ADULT	JUV	UNK	TOTAL	ADULT	JUV	UNK	TOTAL	ADULT	JUV	UNK	TOTAL
Bad Checks	0	0	0	0	0	0	0	0	0	0	0	0
Curfew/Loitering/Vagrancy	0	0	0	0	0	0	0	0	0	0	0	0
Disorderly Conduct	43	0	0	43	12	0	0	12	18	0	0	18
Driving Under the Influence	306	0	0	306	88	0	0	88	73	2	0	75
Drunkenness	332	0	1	333	76	1	0	77	57	0	0	57
Family Offenses, Nonviolent	12	0	0	12	9	0	0	9	13	0	0	13
Liquor Law Violations	21	0	0	21	5	1	0	6	4	0	0	4
Peeping Tom	0	0	0	0	0	0	0	0	0	0	0	0
Runaway	0	1	0	1	0	1	0	1	0	0	0	0
Trespass of Real Property	17	1	0	18	3	0	0	3	12	0	0	12
All Other Offenses	1,544	1	0	1,545	586	5	5	596	616	0	0	616
<b>TOTAL GROUP-B ARRESTS</b>	<b>2,275</b>	<b>3</b>	<b>1</b>	<b>2,279</b>	<b>779</b>	<b>8</b>	<b>5</b>	<b>792</b>	<b>793</b>	<b>2</b>	<b>0</b>	<b>795</b>

<b>TOTAL CRIMES</b>	<b>3,312</b>	<b>16</b>	<b>1</b>	<b>3,329</b>	<b>1,108</b>	<b>18</b>	<b>5</b>	<b>1,131</b>	<b>1,222</b>	<b>2</b>	<b>0</b>	<b>1,224</b>
---------------------	--------------	-----------	----------	--------------	--------------	-----------	----------	--------------	--------------	----------	----------	--------------

Asterisks (\*\*) next to a county name indicate that one or more agencies within that county submitted summary data for at least a portion 2012. Additional data for these agencies can be found under the "Kentucky's Summary Agencies" section.

## 2012 TOTAL ARRESTS BY COUNTY - ADULT AND JUVENILE

GROUP-A	SHELBY				SIMPSON				SPENCER			
	ADULT	JUV	UNK	TOTAL	ADULT	JUV	UNK	TOTAL	ADULT	JUV	UNK	TOTAL
Arson	1	0	0	1	0	0	0	0	0	0	0	0
Assault Offenses	232	54	4	290	111	3	0	114	47	3	0	50
Bribery	4	0	0	4	0	0	0	0	0	0	0	0
Burglary / Breaking and Entering	84	6	0	90	20	0	0	20	4	1	0	5
Counterfeiting/Forgery	80	0	0	80	80	0	0	80	46	0	0	46
Destruction/Damage/Vandalism of Property	51	11	0	62	14	1	0	15	7	6	1	14
Drug/Narcotic Offenses	435	27	0	462	273	0	0	273	203	9	0	212
Embezzlement	0	0	0	0	0	0	0	0	0	0	0	0
Extortion/Blackmail	0	0	0	0	0	0	0	0	0	0	0	0
Fraud Offenses	58	0	0	58	16	0	0	16	5	0	0	5
Gambling Offenses	0	0	0	0	4	0	0	4	0	0	0	0
Homicide Offenses	3	0	0	3	1	0	0	1	1	0	0	1
Kidnapping/Abduction	9	0	0	9	1	0	0	1	1	0	0	1
Larceny/Theft Offenses	318	27	0	345	93	5	0	98	48	0	0	48
Motor Vehicle Theft	10	4	0	14	3	0	0	3	2	2	0	4
Pornography/Obscene Material	1	2	0	3	0	0	0	0	0	0	0	0
Prostitution Offenses	0	0	0	0	0	0	0	0	0	0	0	0
Robbery	30	0	0	30	2	0	0	2	1	0	0	1
Sex Offenses, Forcible	12	2	0	14	10	0	0	10	0	1	0	1
Sex Offenses, Nonforcible	1	0	0	1	0	0	0	0	0	0	0	0
Stolen Property Offenses (Receiving, etc.)	50	8	0	58	16	0	0	16	5	0	0	5
Weapon Law Violations	40	7	0	47	9	0	0	9	13	3	0	16
<b>TOTAL GROUP-A ARRESTS</b>	<b>1,419</b>	<b>148</b>	<b>4</b>	<b>1,571</b>	<b>653</b>	<b>9</b>	<b>0</b>	<b>662</b>	<b>383</b>	<b>25</b>	<b>1</b>	<b>409</b>

GROUP-B												
Bad Checks	0	0	0	0	0	0	0	0	0	0	0	0
Curfew/Loitering/Vagrancy	0	0	0	0	0	0	0	0	0	0	0	0
Disorderly Conduct	58	38	1	97	19	1	1	21	24	0	0	24
Driving Under the Influence	393	0	0	393	93	2	0	95	134	1	0	135
Drunkenness	186	4	2	192	97	1	0	98	83	1	0	84
Family Offenses, Nonviolent	35	0	0	35	24	0	0	24	8	0	0	8
Liquor Law Violations	10	2	0	12	2	0	0	2	5	0	0	5
Peeping Tom	0	0	0	0	0	0	0	0	0	0	0	0
Runaway	0	0	0	0	0	0	0	0	0	0	0	0
Trespass of Real Property	27	3	0	30	11	2	0	13	10	2	0	12
All Other Offenses	1,424	33	2	1,459	617	2	0	619	333	5	0	338
<b>TOTAL GROUP-B ARRESTS</b>	<b>2,133</b>	<b>80</b>	<b>5</b>	<b>2,218</b>	<b>863</b>	<b>8</b>	<b>1</b>	<b>872</b>	<b>597</b>	<b>9</b>	<b>0</b>	<b>606</b>

<b>TOTAL CRIMES</b>	<b>3,552</b>	<b>228</b>	<b>9</b>	<b>3,789</b>	<b>1,516</b>	<b>17</b>	<b>1</b>	<b>1,534</b>	<b>980</b>	<b>34</b>	<b>1</b>	<b>1,015</b>
---------------------	--------------	------------	----------	--------------	--------------	-----------	----------	--------------	------------	-----------	----------	--------------

## 2012 TOTAL ARRESTS BY COUNTY - ADULT AND JUVENILE

GROUP-A	TAYLOR				TODD				TRIGG			
	ADULT	JUV	UNK	TOTAL	ADULT	JUV	UNK	TOTAL	ADULT	JUV	UNK	TOTAL
Arson	31	0	0	31	1	0	0	1	2	0	0	2
Assault Offenses	191	15	0	206	73	0	0	73	120	5	0	125
Bribery	0	0	0	0	0	0	0	0	1	0	0	1
Burglary / Breaking and Entering	73	0	0	73	27	0	0	27	29	22	1	52
Counterfeiting/Forgery	168	0	0	168	17	0	0	17	1	0	0	1
Destruction/Damage/Vandalism of Property	35	1	0	36	16	0	0	16	19	22	1	42
Drug/Narcotic Offenses	344	3	0	347	148	0	0	148	351	0	0	351
Embezzlement	0	0	0	0	0	0	0	0	0	0	0	0
Extortion/Blackmail	0	0	0	0	0	0	0	0	0	0	0	0
Fraud Offenses	37	0	0	37	13	0	0	13	3	0	0	3
Gambling Offenses	0	0	0	0	0	0	0	0	0	0	0	0
Homicide Offenses	2	0	0	2	0	0	0	0	0	0	0	0
Kidnapping/Abduction	5	0	0	5	0	0	0	0	3	1	0	4
Larceny/Theft Offenses	398	7	1	406	136	0	0	136	116	1	0	117
Motor Vehicle Theft	7	0	0	7	7	0	0	7	3	0	0	3
Pornography/Obscene Material	18	0	0	18	2	0	0	2	0	0	0	0
Prostitution Offenses	4	0	0	4	0	0	0	0	0	0	0	0
Robbery	18	0	0	18	1	0	0	1	4	0	0	4
Sex Offenses, Forcible	131	6	0	137	6	0	0	6	5	0	0	5
Sex Offenses, Nonforcible	4	0	0	4	4	0	0	4	4	0	0	4
Stolen Property Offenses (Receiving, etc.)	36	1	0	37	25	0	0	25	32	0	0	32
Weapon Law Violations	19	0	0	19	9	0	0	9	7	0	0	7
<b>TOTAL GROUP-A ARRESTS</b>	<b>1,521</b>	<b>33</b>	<b>1</b>	<b>1,555</b>	<b>485</b>	<b>0</b>	<b>0</b>	<b>485</b>	<b>700</b>	<b>51</b>	<b>2</b>	<b>753</b>

GROUP-B	ADULT	JUV	UNK	TOTAL	ADULT	JUV	UNK	TOTAL	ADULT	JUV	UNK	TOTAL
Bad Checks	0	0	0	0	0	0	0	0	0	0	0	0
Curfew/Loitering/Vagrancy	0	0	0	0	0	0	0	0	0	0	0	0
Disorderly Conduct	48	3	0	51	14	0	0	14	40	0	0	40
Driving Under the Influence	160	3	0	163	64	0	0	64	146	2	0	148
Drunkenness	192	2	0	194	43	0	2	45	111	0	0	111
Family Offenses, Nonviolent	26	0	0	26	6	0	0	6	14	0	0	14
Liquor Law Violations	8	2	0	10	1	0	0	1	16	4	0	20
Peeping Tom	0	0	0	0	0	0	0	0	0	0	0	0
Runaway	0	0	0	0	0	0	0	0	0	0	0	0
Trespass of Real Property	24	0	0	24	8	0	0	8	17	0	0	17
All Other Offenses	732	8	2	742	621	0	1	622	375	0	1	376
<b>TOTAL GROUP-B ARRESTS</b>	<b>1,190</b>	<b>18</b>	<b>2</b>	<b>1,210</b>	<b>757</b>	<b>0</b>	<b>3</b>	<b>760</b>	<b>719</b>	<b>6</b>	<b>1</b>	<b>726</b>

<b>TOTAL CRIMES</b>	<b>2,711</b>	<b>51</b>	<b>3</b>	<b>2,765</b>	<b>1,242</b>	<b>0</b>	<b>3</b>	<b>1,245</b>	<b>1,419</b>	<b>57</b>	<b>3</b>	<b>1,479</b>
---------------------	--------------	-----------	----------	--------------	--------------	----------	----------	--------------	--------------	-----------	----------	--------------

## 2012 TOTAL ARRESTS BY COUNTY - ADULT AND JUVENILE

GROUP-A	TRIMBLE				UNION				WARREN			
	ADULT	JUV	UNK	TOTAL	ADULT	JUV	UNK	TOTAL	ADULT	JUV	UNK	TOTAL
Arson	0	0	0	0	2	0	0	2	10	0	0	10
Assault Offenses	49	10	0	59	122	4	0	126	1,017	17	0	1,034
Bribery	0	0	0	0	0	0	0	0	7	0	0	7
Burglary / Breaking and Entering	4	1	0	5	26	6	0	32	93	0	0	93
Counterfeiting/Forgery	6	0	0	6	28	0	0	28	82	0	0	82
Destruction/Damage/Vandalism of Property	4	3	0	7	23	1	1	25	101	4	0	105
Drug/Narcotic Offenses	175	12	0	187	446	9	0	455	2,074	31	0	2,105
Embezzlement	0	0	0	0	0	0	0	0	0	0	0	0
Extortion/Blackmail	0	0	0	0	0	0	0	0	0	0	0	0
Fraud Offenses	2	0	0	2	7	0	0	7	55	0	0	55
Gambling Offenses	0	0	0	0	0	0	0	0	0	0	0	0
Homicide Offenses	1	0	0	1	2	0	0	2	5	0	0	5
Kidnapping/Abduction	0	0	0	0	1	0	0	1	25	0	0	25
Larceny/Theft Offenses	14	5	0	19	268	4	0	272	1,323	1	0	1,324
Motor Vehicle Theft	1	1	0	2	6	0	0	6	10	1	0	11
Pornography/Obscene Material	0	0	0	0	88	0	0	88	46	0	0	46
Prostitution Offenses	0	0	0	0	0	0	0	0	4	0	0	4
Robbery	0	0	0	0	1	0	0	1	35	1	0	36
Sex Offenses, Forcible	5	0	0	5	3	0	0	3	39	0	0	39
Sex Offenses, Nonforcible	1	0	0	1	6	0	0	6	16	0	0	16
Stolen Property Offenses (Receiving, etc.)	3	1	0	4	21	0	0	21	131	0	0	131
Weapon Law Violations	6	0	0	6	14	0	0	14	91	1	0	92
<b>TOTAL GROUP-A ARRESTS</b>	<b>271</b>	<b>33</b>	<b>0</b>	<b>304</b>	<b>1,064</b>	<b>24</b>	<b>1</b>	<b>1,089</b>	<b>5,164</b>	<b>56</b>	<b>0</b>	<b>5,220</b>

GROUP-B	ADULT	JUV	UNK	TOTAL	ADULT	JUV	UNK	TOTAL	ADULT	JUV	UNK	TOTAL
Bad Checks	0	0	0	0	0	0	0	0	0	0	0	0
Curfew/Loitering/Vagrancy	0	0	0	0	0	0	0	0	0	0	0	0
Disorderly Conduct	7	0	0	7	9	2	0	11	228	4	0	232
Driving Under the Influence	93	0	0	93	133	1	0	134	1,060	3	1	1,064
Drunkenness	12	0	0	12	43	3	0	46	816	8	1	825
Family Offenses, Nonviolent	14	0	0	14	7	0	0	7	172	0	0	172
Liquor Law Violations	0	1	0	1	22	2	0	24	80	3	1	84
Peeping Tom	0	0	0	0	0	0	0	0	0	0	0	0
Runaway	0	0	0	0	0	0	0	0	0	0	0	0
Trespass of Real Property	1	0	0	1	21	1	0	22	59	0	0	59
All Other Offenses	199	14	0	213	676	5	0	681	4,316	10	0	4,326
<b>TOTAL GROUP-B ARRESTS</b>	<b>326</b>	<b>15</b>	<b>0</b>	<b>341</b>	<b>911</b>	<b>14</b>	<b>0</b>	<b>925</b>	<b>6,731</b>	<b>28</b>	<b>3</b>	<b>6,762</b>

<b>TOTAL CRIMES</b>	<b>597</b>	<b>48</b>	<b>0</b>	<b>645</b>	<b>1,975</b>	<b>38</b>	<b>1</b>	<b>2,014</b>	<b>11,895</b>	<b>84</b>	<b>3</b>	<b>11,982</b>
---------------------	------------	-----------	----------	------------	--------------	-----------	----------	--------------	---------------	-----------	----------	---------------

## 2012 TOTAL ARRESTS BY COUNTY - ADULT AND JUVENILE

GROUP-A	WASHINGTON				WAYNE				WEBSTER			
	ADULT	JUV	UNK	TOTAL	ADULT	JUV	UNK	TOTAL	ADULT	JUV	UNK	TOTAL
Arson	0	0	0	0	3	0	0	3	0	0	0	0
Assault Offenses	105	0	0	105	175	3	1	179	138	4	0	142
Bribery	0	0	0	0	0	0	0	0	1	0	0	1
Burglary / Breaking and Entering	9	2	0	11	46	1	0	47	35	4	0	39
Counterfeiting/Forgery	4	0	0	4	18	0	0	18	13	1	0	14
Destruction/Damage/Vandalism of Property	17	4	1	22	29	0	0	29	24	0	0	24
Drug/Narcotic Offenses	64	0	0	64	345	0	1	346	164	11	0	175
Embezzlement	0	0	0	0	0	0	0	0	0	0	0	0
Extortion/Blackmail	0	0	0	0	0	0	0	0	0	0	0	0
Fraud Offenses	3	0	0	3	7	0	0	7	6	0	0	6
Gambling Offenses	0	0	0	0	0	0	0	0	0	0	0	0
Homicide Offenses	0	0	0	0	3	0	0	3	0	0	0	0
Kidnapping/Abduction	1	0	0	1	6	1	0	7	2	0	0	2
Larceny/Theft Offenses	66	1	0	67	221	2	0	223	112	0	0	112
Motor Vehicle Theft	4	0	0	4	7	0	0	7	1	0	0	1
Pornography/Obscene Material	5	0	0	5	0	0	0	0	9	0	0	9
Prostitution Offenses	0	0	0	0	0	0	0	0	0	0	0	0
Robbery	1	0	0	1	3	0	0	3	0	0	0	0
Sex Offenses, Forcible	2	0	0	2	5	0	0	5	3	0	0	3
Sex Offenses, Nonforcible	0	0	0	0	0	0	0	0	1	0	0	1
Stolen Property Offenses (Receiving, etc.)	5	0	0	5	33	0	0	33	23	0	0	23
Weapon Law Violations	5	0	0	5	8	0	0	8	15	0	0	15
<b>TOTAL GROUP-A ARRESTS</b>	<b>291</b>	<b>7</b>	<b>1</b>	<b>299</b>	<b>909</b>	<b>7</b>	<b>2</b>	<b>918</b>	<b>547</b>	<b>20</b>	<b>0</b>	<b>567</b>

GROUP-B	ADULT	JUV	UNK	TOTAL	ADULT	JUV	UNK	TOTAL	ADULT	JUV	UNK	TOTAL
Bad Checks	0	0	0	0	0	0	0	0	0	0	0	0
Curfew/Loitering/Vagrancy	0	0	0	0	0	0	0	0	0	0	0	0
Disorderly Conduct	13	0	0	13	34	0	0	34	24	0	0	24
Driving Under the Influence	54	0	0	54	127	0	1	128	94	0	0	94
Drunkenness	27	0	0	27	155	7	0	162	36	0	0	36
Family Offenses, Nonviolent	5	0	0	5	29	0	0	29	19	0	0	19
Liquor Law Violations	0	0	0	0	6	0	0	6	2	0	0	2
Peeping Tom	0	0	0	0	0	0	0	0	0	0	0	0
Runaway	0	0	0	0	0	0	0	0	0	0	0	0
Trespass of Real Property	12	0	0	12	30	0	0	30	18	0	0	18
All Other Offenses	213	0	0	213	846	3	3	852	383	2	0	385
<b>TOTAL GROUP-B ARRESTS</b>	<b>324</b>	<b>0</b>	<b>0</b>	<b>324</b>	<b>1,227</b>	<b>10</b>	<b>4</b>	<b>1,241</b>	<b>576</b>	<b>2</b>	<b>0</b>	<b>578</b>

<b>TOTAL CRIMES</b>	<b>615</b>	<b>7</b>	<b>1</b>	<b>623</b>	<b>2,136</b>	<b>17</b>	<b>6</b>	<b>2,159</b>	<b>1,123</b>	<b>22</b>	<b>0</b>	<b>1,145</b>
---------------------	------------	----------	----------	------------	--------------	-----------	----------	--------------	--------------	-----------	----------	--------------



## 2012 TOTAL ARRESTS BY COUNTY - ADULT AND JUVENILE

GROUP-A	WHITLEY				WOLFE				WOODFORD			
	ADULT	JUV	UNK	TOTAL	ADULT	JUV	UNK	TOTAL	ADULT	JUV	UNK	TOTAL
Arson	2	2	0	4	0	0	0	0	0	0	0	0
Assault Offenses	115	6	0	121	24	3	0	27	86	3	0	89
Bribery	0	0	0	0	0	0	0	0	0	0	0	0
Burglary / Breaking and Entering	12	2	0	14	1	0	0	1	17	0	0	17
Counterfeiting/Forgery	6	0	0	6	2	0	0	2	12	0	0	12
Destruction/Damage/Vandalism of Property	32	12	0	44	1	0	0	1	9	0	0	9
Drug/Narcotic Offenses	427	7	0	434	118	0	0	118	322	0	0	322
Embezzlement	0	0	0	0	0	0	0	0	0	0	0	0
Extortion/Blackmail	0	0	0	0	0	0	0	0	0	0	0	0
Fraud Offenses	58	0	0	58	0	0	0	0	3	0	0	3
Gambling Offenses	0	0	0	0	0	0	0	0	0	0	0	0
Homicide Offenses	3	0	0	3	1	0	0	1	2	0	0	2
Kidnapping/Abduction	3	0	0	3	0	0	0	0	0	0	0	0
Larceny/Theft Offenses	85	2	1	88	15	0	0	15	74	0	0	74
Motor Vehicle Theft	4	0	0	4	2	1	0	3	2	0	0	2
Pornography/Obscene Material	2	1	0	3	0	0	0	0	34	0	0	34
Prostitution Offenses	0	0	0	0	0	0	0	0	0	0	0	0
Robbery	6	0	0	6	0	0	0	0	3	1	0	4
Sex Offenses, Forcible	5	11	0	16	0	0	0	0	3	0	0	3
Sex Offenses, Nonforcible	0	0	0	0	0	0	0	0	0	0	0	0
Stolen Property Offenses (Receiving, etc.)	30	0	0	30	5	0	0	5	11	0	0	11
Weapon Law Violations	7	0	0	7	6	0	0	6	11	0	0	11
<b>TOTAL GROUP-A ARRESTS</b>	<b>797</b>	<b>43</b>	<b>1</b>	<b>841</b>	<b>175</b>	<b>4</b>	<b>0</b>	<b>179</b>	<b>589</b>	<b>4</b>	<b>0</b>	<b>593</b>

GROUP-B	ADULT	JUV	UNK	TOTAL	ADULT	JUV	UNK	TOTAL	ADULT	JUV	UNK	TOTAL
Bad Checks	0	0	0	0	0	0	0	0	0	0	0	0
Curfew/Loitering/Vagrancy	0	0	0	0	0	0	0	0	0	0	0	0
Disorderly Conduct	54	2	0	56	11	0	0	11	11	0	1	12
Driving Under the Influence	205	1	0	206	38	0	0	38	221	3	0	224
Drunkenness	224	5	0	229	31	0	0	31	98	0	2	100
Family Offenses, Nonviolent	12	0	0	12	5	0	0	5	20	0	0	20
Liquor Law Violations	0	0	0	0	5	0	0	5	12	1	0	13
Peeping Tom	0	0	0	0	0	0	0	0	0	0	0	0
Runaway	0	1	0	1	0	0	0	0	0	0	0	0
Trespass of Real Property	18	0	0	18	3	0	0	3	14	0	0	14
All Other Offenses	1,516	9	0	1,525	208	3	2	213	335	4	1	340
<b>TOTAL GROUP-B ARRESTS</b>	<b>2,029</b>	<b>18</b>	<b>0</b>	<b>2,047</b>	<b>301</b>	<b>3</b>	<b>2</b>	<b>306</b>	<b>711</b>	<b>8</b>	<b>4</b>	<b>723</b>

<b>TOTAL CRIMES</b>	<b>2,826</b>	<b>61</b>	<b>1</b>	<b>2,888</b>	<b>476</b>	<b>7</b>	<b>2</b>	<b>485</b>	<b>1,300</b>	<b>12</b>	<b>4</b>	<b>1,316</b>
---------------------	--------------	-----------	----------	--------------	------------	----------	----------	------------	--------------	-----------	----------	--------------







# DRUG ARRESTS

**2012 DRUG ARRESTS  
BY AREA DEVELOPMENT DISTRICT AND DRUG TYPE**

AREA DEVELOPMENT DISTRICTS	OPIUM OR COCAINE AND THEIR DERIVATIVES	MARIJUANA	METH	OTHER DRUGS AND SYNTHETIC NARCOTICS	TOTAL DRUG LAW ARRESTS
1 - PURCHASE	170	1,253	322	2,158	3,903
2 - PENNYRILE	121	1,101	264	1,783	3,269
3 - GREEN RIVER	134	1,141	570	2,253	4,098
4 - BARREN RIVER	163	1,517	844	3,036	5,560
5 - LINCOLN TRAIL	220	1,014	469	1,683	3,386
6 - KIPDA	307	1,614	333	3,227	5,481
7 - NORTHERN KENTUCKY	352	1,955	245	4,551	7,103
8 - BUFFALO TRACE	14	139	4	317	474
9 - GATEWAY	16	181	52	691	940
10 - FIVCO	32	156	125	973	1,286
11 - BIG SANDY	16	255	25	1,342	1,638
12 - KENTUCKY RIVER	20	249	126	1,211	1,606
13 - CUMBERLAND VALLEY	115	833	423	3,067	4,438
14 - LAKE CUMBERLAND	51	483	382	1,222	2,138
15 - BLUEGRASS	523	2,116	233	4,405	7,277
	2,254	14,007	4,417	31,919	52,597

**KENTUCKY'S AREA DEVELOPMENT DISTRICTS**  
Kentucky



**2012 DRUG ARRESTS  
BY COUNTY AND DRUG TYPE**

COUNTY	OPIUM OR COCAINE AND THEIR DERIVATIVES	MARIJUANA	METH	OTHER DRUGS AND SYNTHETIC NARCOTICS	TOTAL
ADAIR	11	74	19	184	288
ALLEN	2	66	60	205	333
ANDERSON	10	82	22	257	371
BALLARD	1	33	4	49	87
BARREN	13	231	140	481	865
BATH	2	21	8	125	156
BELL	19	85	32	358	494
BOONE	52	435	26	1,131	1,644
BOURBON	10	48	2	94	154
BOYD	24	93	56	427	600
BOYLE	25	59	16	115	215
BRACKEN	1	9	0	38	48
BREATHITT	1	35	4	73	113
BRECKINRIDGE	2	31	22	36	91
BULLITT	41	274	110	913	1,338
BUTLER	5	25	9	60	99
CALDWELL	4	50	12	85	151
CALLOWAY	22	171	37	257	487
CAMPBELL	76	607	1	1,167	1,851
CARLISLE	0	16	2	20	38
CARROLL	3	51	50	276	380
CARTER	5	20	29	73	127
CASEY	1	38	80	78	197
CHRISTIAN	73	377	30	421	901
CLARK	44	83	8	345	480
CLAY	4	100	29	284	417
CLINTON	0	6	0	12	18
CRITTENDEN	0	36	4	63	103
CUMBERLAND	0	19	10	23	52
DAVISS	105	599	316	1,051	2,071
EDMONSON	5	60	16	109	190
ELLIOTT	1	9	20	55	85
ESTILL	10	24	5	90	129
FAYETTE	122	703	7	995	1,827
FLEMING	1	41	1	101	144
FLOYD	1	62	6	371	440
FRANKLIN	103	272	16	406	797
FULTON	23	60	9	149	241
GALLATIN	5	56	70	167	298
GARRARD	7	56	6	92	161
GRANT	25	44	52	139	260
GRAVES	35	250	46	444	775
GRAYSON	1	44	23	82	150
GREEN	5	29	9	59	102
GREENUP	2	24	20	85	131
HANCOCK	0	40	33	66	139
HARDIN	77	477	196	677	1,427
HARLAN	28	102	5	747	882
HARRISON	2	27	1	115	145

**2012 DRUG ARRESTS  
BY COUNTY AND DRUG TYPE**

COUNTY	OPIUM OR COCAINE AND THEIR DERIVATIVES	MARIJUANA	METH	OTHER DRUGS AND SYNTHETIC NARCOTICS	TOTAL
HART	32	146	286	454	918
HENDERSON	10	192	81	329	612
HENRY	4	79	40	134	257
HICKMAN	6	12	4	11	33
HOPKINS	16	216	75	442	749
JACKSON	1	21	16	90	128
JEFFERSON	203	771	88	1,375	2,437
JESSAMINE	13	93	9	303	418
JOHNSON	1	47	14	242	304
KENTON	185	692	8	1,495	2,380
KNOTT	2	27	28	185	242
KNOX	0	53	20	285	358
LARUE	5	27	7	32	71
LAUREL	36	260	141	633	1,070
LAWRENCE	0	10	0	333	343
LEE	1	24	5	80	110
LESLIE	0	16	5	68	89
LETCHER	3	17	2	150	172
LEWIS	0	17	0	17	34
LINCOLN	14	78	38	153	283
LIVINGSTON	0	53	29	108	190
LOGAN	19	154	47	297	517
LYON	0	96	4	142	242
MADISON	81	325	77	804	1,287
MAGOFFIN	0	27	5	53	85
MARION	53	111	17	201	382
MARSHALL	3	136	65	319	523
MARTIN	5	33	0	179	217
MASON	12	68	3	154	237
MCCRACKEN	80	575	155	909	1,719
MCCREARY	2	26	12	79	119
MCLEAN	3	42	11	68	124
MEADE	12	84	98	204	398
MENIFEE	0	10	0	28	38
MERCER	17	35	5	81	138
METCALFE	0	38	71	75	184
MONROE	6	20	7	45	78
MONTGOMERY	9	36	24	178	247
MORGAN	1	11	1	48	61
MUHLENBERG	6	96	72	258	432
NELSON	64	227	97	415	803
NICHOLAS	0	22	0	67	89
OHIO	5	134	81	301	521
OLDHAM	14	212	16	344	586
OWEN	3	24	24	65	116
OWSLEY	1	27	45	102	175
PENDLETON	3	46	14	111	174
PERRY	12	84	5	486	587
PIKE	9	86	0	497	592
POWELL	4	58	5	196	263

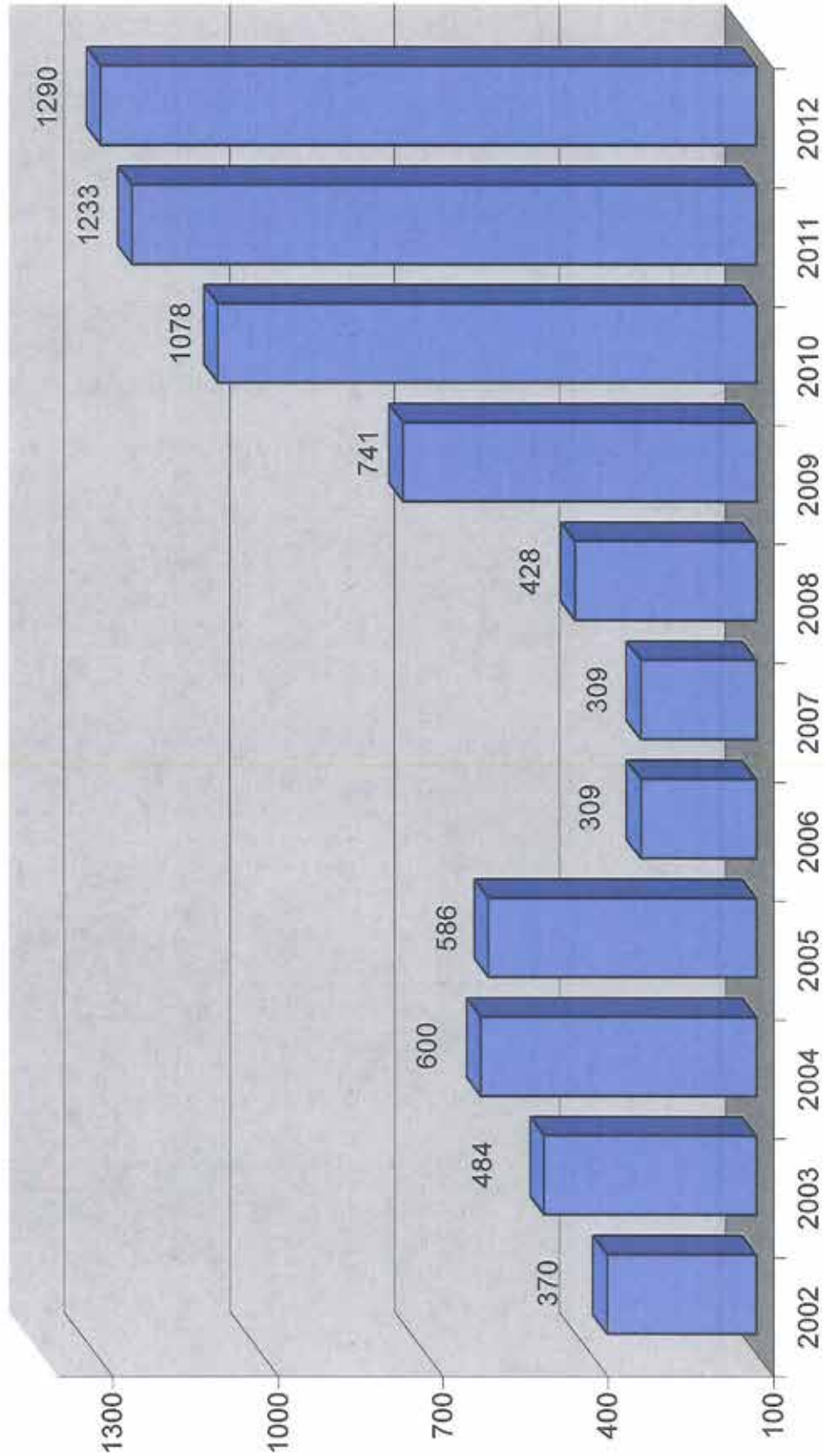
**2012 DRUG ARRESTS  
BY COUNTY AND DRUG TYPE**

COUNTY	OPIUM OR COCAINE AND THEIR DERIVATIVES	MARIJUANA	METH	OTHER DRUGS AND SYNTHETIC NARCOTICS	TOTAL
PULASKI	2	130	64	404	600
ROBERTSON	0	4	0	7	11
ROCKCASTLE	23	123	134	375	655
ROWAN	4	103	19	312	438
RUSSELL	1	28	1	41	71
SCOTT	16	70	10	102	198
SHELBY	39	155	27	242	463
SIMPSON	15	79	23	157	274
SPENCER	5	84	7	116	212
TAYLOR	25	101	7	213	346
TODD	8	44	18	79	149
TRIGG	14	133	20	185	352
TRIMBLE	1	39	45	103	188
UNION	9	94	31	322	456
WARREN	66	698	185	1,153	2,102
WASHINGTON	6	13	9	36	64
WAYNE	4	32	180	129	345
WEBSTER	2	40	17	116	175
WHITLEY	4	89	46	295	434
WOLFE	0	19	32	67	118
WOODFORD	45	81	6	190	322
<b>TOTAL</b>	<b>2,254</b>	<b>14,007</b>	<b>4,417</b>	<b>31,919</b>	<b>52,597</b>





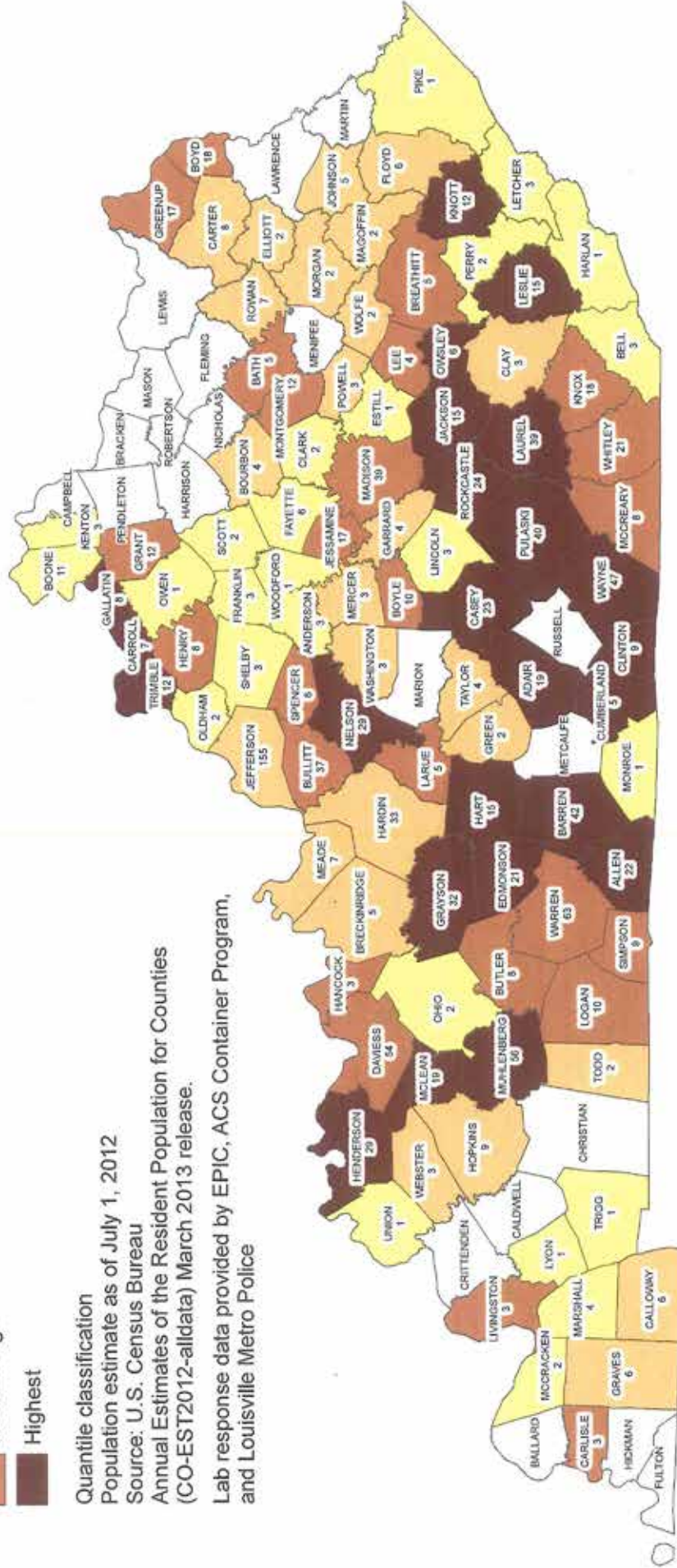
**Methamphetamine Lab Response for Kentucky  
 \*Numbers Provided by EPIC, ACS Container Program, Louisville Metro Police Department  
 2002 - Present  
 State & Local Response**



### Per capita rate ranking

- No lab responses reported
- Lowest
- Medium low
- Medium high
- Highest

Quantile classification  
 Population estimate as of July 1, 2012  
 Source: U.S. Census Bureau  
 Annual Estimates of the Resident Population for Counties  
 (CO-EST2012-aldata) March 2013 release.  
 Lab response data provided by EPIC, ACS Container Program,  
 and Louisville Metro Police



Kentucky State Police  
 Criminal Identification and Records Branch  
 GIS Section

Year 2012

### Methamphetamine Labs by County



**LAW  
ENFORCEMENT  
EMPLOYEES**

**MUNICIPAL POLICE DEPARTMENTS  
2012**

MUNICIPALITY	FULL TIME LAW ENFORCEMENT OFFICERS			FULL TIME CIVILIAN EMPLOYEES			TOTAL EMPLOYEES
	MALE	FEMALE	Total	MALE	FEMALE	TOTAL	
ADAIRVILLE	1	0	1	0	0	0	1
ALBANY	7	0	7	0	0	0	7
ALEXANDRIA	10	2	12	1	1	2	14
ALLEN	1	0	1	0	0	0	1
ANCHORAGE	10	0	10	1	3	4	14
ASHLAND	47	1	48	2	3	5	53
AUBURN	2	0	2	0	0	0	2
AUDUBON PARK	6	1	7	0	1	1	8
AUGUSTA	3	0	3	0	0	0	3
BARBOURVILLE	15	0	15	1	0	1	16
BARDSTOWN	24	1	25	0	1	1	26
BEATTYVILLE	4	0	4	1	0	1	5
BEAVER DAM	6	0	6	0	0	0	6
BELLEFONTE	4	0	4	0	0	0	4
BELLEVUE	9	1	10	0	1	1	11
BENHAM	2	0	2	0	0	0	2
BENTON	8	0	8	0	0	0	8
BEREA	31	1	32	0	2	2	34
BLOOMFIELD	0	0	0	0	0	0	0
BOONEVILLE	2	0	2	0	0	0	2
BOWLING GREEN	99	13	112	6	33	37	149
BRANDENBURG	5	0	5	0	0	0	5
BROOKSVILLE	1	0	1	0	0	0	1
BROWNSVILLE	3	0	3	0	0	0	3
BURKESVILLE	5	0	5	0	0	0	5
BURNSIDE	4	0	4	0	0	0	4
BUTLER	1	0	1	0	0	0	1
CADIZ	7	0	7	1	0	1	8
CALHOUN	0	0	0	0	0	0	0
CALVERT CITY	6	0	6	0	1	1	7
CAMPBELLSVILLE	19	1	20	8	7	15	35
CANEYVILLE	1	0	1	0	0	0	1
CARLISLE	5	0	5	4	0	4	9
CARROLTON	9	0	9	0	1	1	10
CATLETTSBURG	8	0	8	0	0	0	8
CAVE CITY	6	0	6	0	0	0	6
CENTRAL CITY	12	0	12	0	0	0	12
CLARKSON	1	0	1	0	0	0	1
CLAY CITY	2	0	2	0	0	0	2
CLINTON	3	0	3	0	0	0	3
CLOVERPORT	2	0	2	0	0	0	2
COAL RUN VILLAGE	3	0	3	0	0	0	3
COLD SPRING	11	0	11	0	1	1	12
COLUMBIA	11	0	11	2	0	2	13
CORBIN	22	0	22	5	3	8	30
COVINGTON	96	7	103	0	7	7	110
CUMBERLAND	7	0	7	0	0	0	7

**MUNICIPAL POLICE DEPARTMENTS  
2012**

MUNICIPALITY	FULL TIME LAW ENFORCEMENT OFFICERS			FULL TIME CIVILIAN EMPLOYEES			TOTAL EMPLOYEES
	MALE	FEMALE	Total	MALE	FEMALE	TOTAL	
CYNTHIANA	14	1	15	0	1	1	16
DANVILLE	28	3	31	0	2	2	33
DAWSON SPRINGS	4	0	4	0	2	2	6
DAYTON	7	2	9	0	1	1	10
EARLINGTON	1	0	1	0	0	0	1
EDDYVILLE	3	1	4	0	0	0	4
EDGEWOOD	13	1	14	0	0	0	14
EDMONTON	6	0	6	0	0	0	6
ELIZABETHTOWN	43	2	45	10	6	16	61
ELKHORN CITY	4	0	4	0	0	0	4
ELKTON	8	0	8	0	0	0	8
ELSMERE	13	0	13	0	1	1	14
EMINENCE	6	0	6	0	0	0	6
ERLANGER	41	3	44	10	3	13	57
ESTILL	5	0	5	0	2	2	7
EUBANK	1	0	1	0	0	0	1
EVARTS	4	0	4	0	0	0	4
FERGUSON	1	0	1	0	0	0	1
FLATWOODS	11	0	11	0	1	1	12
FLEMINGSBURG	7	0	7	0	0	0	7
FLORENCE	57	3	60	0	4	4	64
FRANKFORT	59	4	63	1	4	5	68
FRANKLIN	22	2	24	0	1	1	25
FT. MITCHELL	12	1	13	0	0	0	13
FT. THOMAS	21	1	22	0	1	1	23
FT. WRIGHT	11	0	11	0	0	0	11
FULTON	9	0	9	0	1	1	10
GEORGETOWN	44	2	46	0	3	3	49
GLASGOW	28	3	31	0	4	4	35
GLENCOE	1	0	1	0	0	0	1
GRAYMOOR- DEVONDALE	10	2	12	0	2	2	14
GREENSBURG	7	0	7	0	0	0	7
GREENUP	3	0	3	0	0	0	3
GREENVILLE	9	0	9	0	0	0	9
GUTHRIE	4	0	4	0	0	0	4
HARDINSBURG	5	0	5	0	0	0	5
HARLAN	13	0	13	1	0	1	14
HARRODSBURG	16	1	17	1	2	3	20
HARTFORD	6	0	6	0	0	0	6
HAWESVILLE	1	0	1	0	0	0	1
HAZARD	19	0	19	4	4	8	27
HENDERSON	48	4	52	6	14	20	72
HERITAGE CREEK	9	0	9	0	0	0	9
HIGHLAND HEIGHTS	11	1	12	0	1	1	13
HILLVIEW	12	0	12	0	0	0	12
HINDMAN	1	0	1	0	0	0	1
HODGENVILLE	5	0	5	0	0	0	5

**MUNICIPAL POLICE DEPARTMENTS  
2012**

MUNICIPALITY	FULL TIME LAW ENFORCEMENT OFFICERS			FULL TIME CIVILIAN EMPLOYEES			TOTAL EMPLOYEES
	MALE	FEMALE	Total	MALE	FEMALE	TOTAL	
HOLLOW CREEK	1	0	1	0	0	0	1
HOPKINSVILLE	74	3	77	6	17	23	100
HORSE CAVE	5	0	5	0	0	0	5
HURSTBOURNE ACRES	1	0	1	0	0	0	1
HUSTONVILLE	1	0	1	0	0	0	1
HYDEN	2	0	2	0	0	0	2
INDEPENDENCE	30	0	30	0	2	2	32
INDIAN HILLS	6	1	7	0	0	0	7
INEZ	1	0	1	0	0	0	1
IRVINE	6	0	6	0	0	0	6
IRVINGTON	4	0	4	0	0	0	4
JACKSON	8	0	8	3	0	3	11
JAMESTOWN	4	1	5	0	0	0	5
JEFFERSONTOWN	44	5	49	2	8	10	59
JENKINS	5	0	5	0	0	0	5
JUNCTION CITY	3	0	3	0	0	0	3
KENTON	30	1	31	0	2	2	33
LACENTER	1	0	1	0	0	0	1
LAGRANGE	13	0	13	1	0	1	14
LAKESIDE PARK	9	2	11	0	1	1	12
LANCASTER	9	1	10	0	0	0	10
LAWRENCEBURG	14	0	14	1	4	5	19
LEBANON JCT	4	0	4	0	0	0	4
LEBANON	15	0	15	3	4	7	22
LEITCHFIELD	13	0	13	0	1	1	14
LEWISBURG	1	0	1	0	0	0	1
LEWISPORT	2	0	2	0	0	0	2
LEXINGTON	460	42	502	31	71	102	604
LIBERTY	4	0	4	0	3	3	7
LONDON	35	1	36	0	3	3	39
LOUISA	5	0	5	0	0	0	5
LOUISVILLE	1,075	164	1,239	41	143	184	1,423
LOYALL	2	0	2	0	0	0	2
LUDLOW	8	0	8	1	0	1	9
LYNCH	2	0	2	0	0	0	2
LYNNVIEW	3	0	3	0	0	0	3
MADISONVILLE	42	3	45	7	4	11	56
MANCHESTER	11	0	11	0	0	0	11
MARION	6	0	6	0	3	3	9
MARTIN	4	0	4	0	0	0	4
MAYFIELD	22	1	23	3	5	8	31
MAYSVILLE	22	2	24	3	5	8	32
MCKEE	3	0	3	0	0	0	3
MEADOWVALE	0	1	1	0	0	0	1
MIDDLESBORO	20	0	20	0	4	4	24
MILLERSBURG	2	0	2	0	0	0	2
MONTICELLO	10	0	10	0	1	1	11

**MUNICIPAL POLICE DEPARTMENTS  
2012**

MUNICIPALITY	FULL TIME LAW ENFORCEMENT OFFICERS			FULL TIME CIVILIAN EMPLOYEES			TOTAL EMPLOYEES
	MALE	FEMALE	Total	MALE	FEMALE	TOTAL	
MOREHEAD	20	0	20	3	6	9	29
MORGANFIELD	9	0	9	6	0	6	15
MORGANTOWN	5	0	5	0	0	0	5
MORTONS GAP	1	0	1	0	0	0	1
MT. OLIVET	1	0	1	0	0	0	1
MT. STERLING	19	1	20	0	2	2	22
MT. VERNON	8	0	8	0	0	0	8
MT. WASHINGTON	12	1	13	0	1	1	14
MULDRAUGH	4	0	4	0	0	0	4
MUNFORDVILLE	6	0	6	0	0	0	6
MURRAY	27	3	30	2	4	6	36
NEW CASTLE	0	0	0	0	0	0	0
NEW HAVEN	1	0	1	0	0	0	1
NEWPORT	37	2	39	1	1	2	41
NICHOLASVILLE	54	3	57	3	5	8	65
NORTONVILLE	1	0	1	0	0	0	1
OAK GROVE	14	1	15	0	8	8	23
OLIVE HILL	6	0	6	0	0	0	6
OWENSBORO	94	3	97	11	27	38	135
OWINGSVILLE	5	0	5	0	0	0	5
PADUCAH	71	6	77	0	10	10	87
PAINTSVILLE	9	0	9	0	0	0	9
PARIS	24	1	25	1	1	2	27
PARK HILLS	4	0	4	0	0	0	4
PEWEE VALLEY	1	0	1	0	0	0	1
PENDLETON	0	0	0	0	0	0	0
PERRYVILLE	3	0	3	0	0	0	3
PIKEVILLE	19	1	20	0	2	2	22
PINEVILLE	9	0	9	0	0	0	9
PIONEER VILLAGE	5	0	5	0	0	0	5
PIPPA PASSES	2	0	2	0	0	0	2
POWDERLY	2	0	2	0	0	0	2
PRESTONSBURG	15	1	16	0	0	0	16
PRINCETON	14	1	15	0	1	1	16
PROSPECT	6	2	8	0	1	1	9
PROVIDENCE	6	0	6	0	0	0	6
RACELAND	6	0	6	0	0	0	6
RADCLIFF	38	1	39	5	9	14	53
RAVENNA	2	0	2	0	0	0	2
RICHMOND	50	3	53	5	5	10	63
RUSSELL	12	0	12	0	0	0	12
RUSSELL SPRINGS	6	2	8	0	1	1	9
RUSSELLVILLE	16	3	19	0	1	1	20
SADIEVILLE	0	0	0	0	0	0	0
SALYERSVILLE	3	0	3	0	0	0	3
SCIENCE HILL	2	0	2	0	1	1	3
SCOTTSVILLE	13	0	13	1	7	8	21



**MUNICIPAL POLICE DEPARTMENTS  
2012**

MUNICIPALITY	FULL TIME LAW ENFORCEMENT OFFICERS			FULL TIME CIVILIAN EMPLOYEES			TOTAL EMPLOYEES
	MALE	FEMALE	Total	MALE	FEMALE	TOTAL	
SEBREE	1	0	1	0	0	0	1
SHELBYVILLE	20	1	21	0	1	1	22
SHEPHERDSVILLE	21	0	21	0	2	2	23
SHIVELY	27	1	28	2	3	5	33
SILVER GROVE	1	0	1	0	0	0	1
SIMPSONVILLE	4	0	4	0	0	0	4
SMITHS GROVE	1	0	1	0	0	0	1
SOMERSET	35	2	37	1	3	4	41
SOUTH SHORE	1	0	1	0	0	0	1
SPRINGFIELD	8	0	8	0	0	0	8
ST. MATTHEWS	32	1	33	1	5	6	39
STAMPING GROUND	0	0	0	0	0	0	0
STANFORD	10	0	10	0	0	0	10
STANTON	7	0	7	0	0	0	7
STRATHMOOR VILLAGE	2	0	2	0	0	0	2
STURGIS	2	0	2	0	0	0	2
TAYLOR MILL	8	2	10	0	1	1	11
TAYLORSVILLE	5	0	5	0	0	0	5
TOMPKINSVILLE	10	0	10	3	1	4	14
TRENTON	0	0	0	0	0	0	0
UNIONTOWN	2	0	2	0	0	0	2
VANCEBURG	6	0	6	0	0	0	6
VERSAILLES	33	3	36	0	7	7	43
VILLA HILLS	7	0	7	0	0	0	7
VINE GROVE	3	1	4	0	0	0	4
WARSAW	4	0	4	0	0	0	4
WAYLAND	1	0	1	0	0	0	1
WEST BUECHEL	4	0	4	0	0	0	4
WEST LIBERTY	5	0	5	5	1	6	11
WEST POINT	4	0	4	0	0	0	4
WHEELWRIGHT	1	0	1	0	0	0	1
WHITESBURG	4	1	5	1	2	3	8
WILDER	7	0	7	0	0	0	7
WILLIAMSBURG	12	0	12	0	0	0	12
WILLIAMSTOWN	7	0	7	0	1	1	8
WILMORE	7	1	8	0	1	1	9
WINCHESTER	31	1	32	2	10	12	44
WINGO	1	0	1	0	0	0	1
WORTHINGTON	4	0	4	0	0	0	4
<b>TOTAL</b>	<b>4,246</b>	<b>342</b>	<b>4,588</b>	<b>220</b>	<b>537</b>	<b>755</b>	<b>5,343</b>

**SHERIFF'S DEPARTMENTS  
2012**

COUNTY	FULL TIME LAW ENFORCEMENT OFFICERS			FULL TIME CIVILIAN EMPLOYEES			TOTAL EMPLOYEES
	MALE	FEMALE	TOTAL	MALE	FEMALE	TOTAL	
ADAIR	6	0	6	0	2	2	8
ALLEN	15	0	15	0	2	2	17
ANDERSON	15	0	15	0	2	2	17
BALLARD	11	1	12	1	1	2	14
BARREN	18	2	20	2	2	4	24
BATH	3	0	3	0	0	0	3
BELL	13	1	14	6	4	10	24
BOONE	129	2	131	1	6	7	138
BOURBON	7	0	7	0	1	1	8
BOYD	28	0	28	2	6	8	36
BOYLE	10	0	10	1	0	1	11
BRACKEN	4	0	4	0	1	1	5
BREATHITT	4	0	4	0	0	0	4
BRECKINRIDGE	8	1	9	0	3	3	12
BULLITT	42	5	47	1	4	5	52
BUTLER	6	0	6	1	1	2	8
CALDWELL	7	1	8	0	2	2	10
CALLOWAY	10	2	12	6	7	13	25
CAMPBELL	9	1	10	3	2	5	15
CARLISLE	2	0	2	0	2	2	4
CARROLL	4	0	4	1	0	1	5
CARTER	5	1	6	0	2	2	8
CASEY	6	0	6	0	3	3	9
CHRISTIAN	27	3	30	0	4	4	34
CLARK	13	0	13	2	2	4	17
CLAY	13	1	14	1	2	3	17
CLINTON	3	0	3	0	1	1	4
CRITTENDEN	3	0	3	0	1	1	4
CUMBERLAND	4	0	4	0	1	1	5
DAVISS	37	2	39	0	5	5	44
EDMONSON	6	0	6	0	2	2	8
ESTILL	4	0	4	0	2	2	6
FAYETTE	37	10	47	10	20	30	77
FLEMING	6	0	6	0	1	1	7
FLOYD	13	0	13	1	2	3	16
FRANKLIN	20	0	20	1	3	4	24
FULTON	3	0	3	0	1	1	4
GALLATIN	10	2	12	0	1	1	13
GARRARD	8	0	8	0	1	1	9
GRANT	13	0	13	0	2	2	15
GRAVES	13	0	13	0	3	3	16
GRAYSON	8	0	8	0	3	3	11
GREEN	4	0	4	0	0	0	4
GREENUP	14	1	15	2	0	2	17
HANCOCK	7	0	7	0	1	1	8
HARDIN	23	5	28	8	5	13	41
HARLAN	18	3	21	0	3	3	24
HARRISON	10	0	10	0	0	0	10
HART	8	0	8	0	4	4	12
HENDERSON	18	3	21	0	4	4	25

**SHERIFF'S DEPARTMENTS  
2012**

COUNTY	FULL TIME LAW ENFORCEMENT OFFICERS			FULL TIME CIVILIAN EMPLOYEES			TOTAL EMPLOYEES
	MALE	FEMALE	TOTAL	MALE	FEMALE	TOTAL	
HENRY	8	0	8	0	1	1	9
HICKMAN	2	0	2	0	0	0	2
HOPKINS	19	0	19	0	7	7	26
JACKSON	6	0	6	3	4	7	13
JEFFERSON	198	19	217	18	32	50	267
JESSAMINE	25	1	26	2	6	8	34
JOHNSON	11	0	11	0	3	3	14
KENTON	27	2	29	2	5	7	36
KNOTT	6	0	6	1	0	1	7
KNOX	8	0	8	4	0	4	12
LARUE	5	0	5	0	1	1	6
LAUREL	32	0	32	13	0	13	45
LAWRENCE	4	0	4	0	3	3	7
LEE	2	0	2	0	1	1	3
LESLIE	7	0	7	2	0	2	9
LETCHER	10	2	12	1	1	2	14
LEWIS	4	0	4	0	2	2	6
LINCOLN	6	1	7	0	2	2	9
LIVINGSTON	6	0	6	1	0	1	7
LYON	4	1	5	0	0	0	5
MADISON	21	2	23	6	2	8	31
MAGOFFIN	3	0	3	2	0	2	5
MARION	7	0	7	2	0	2	9
MARSHALL	20	2	22	0	2	2	24
MASON	11	0	11	2	0	2	13
MCCRACKEN	33	4	37	1	5	6	43
MCCREARY	7	0	7	1	1	2	9
MCLEAN	8	0	8	0	2	2	10
MADE	15	0	15	0	3	3	18
MENIFEE	5	0	5	0	1	1	6
MERCER	9	2	11	0	1	1	12
METCALFE	4	0	4	0	1	1	5
MONROE	4	0	4	8	2	10	14
MONTGOMERY	14	0	14	0	2	2	16
MUHLENBERG	11	2	13	0	0	0	13
NELSON	22	0	22	2	5	7	29
NICHOLAS	2	0	2	0	0	0	2
OHIO	18	0	18	0	4	4	22
OLDHAM	15	3	18	0	2	2	20
OWEN	5	0	5	0	1	1	6
OWSLEY	3	0	3	0	1	1	4
PENDLETON	6	0	6	0	1	1	7
PERRY	12	0	12	6	5	11	23
PIKE	17	0	17	2	7	9	26
POWELL	3	0	3	2	0	2	5
PULASKI	46	3	49	0	8	8	57
ROBERTSON	1	0	1	0	0	0	1
ROCKCASTLE	4	0	4	0	1	1	5
ROWAN	11	0	11	0	4	4	15
RUSSELL	9	1	10	0	1	1	11

**SHERIFF'S DEPARTMENTS  
2012**

COUNTY	FULL TIME LAW ENFORCEMENT OFFICERS			FULL TIME CIVILIAN EMPLOYEES			TOTAL EMPLOYEES
	MALE	FEMALE	TOTAL	MALE	FEMALE	TOTAL	
SCOTT	26	3	29	0	2	2	31
SHELBY	21	2	23	0	2	2	25
SIMPSON	12	0	12	0	2	2	14
SPENCER	8	0	8	0	1	1	9
TAYLOR	11	0	11	0	2	2	13
TODD	4	0	4	0	1	1	5
TRIGG	7	0	7	0	3	3	10
TRIMBLE	3	0	3	0	0	0	3
UNION	7	1	8	0	1	1	9
WARREN	44	1	45	16	22	38	83
WASHINGTON	3	2	5	0	0	0	5
WAYNE	10	1	11	1	1	2	13
WEBSTER	6	0	6	0	2	2	8
WHITLEY	14	0	14	3	3	6	20
WOLFE	4	0	4	0	1	1	5
WOODFORD	8	1	9	2	1	3	12
<b>TOTAL</b>	<b>1,629</b>	<b>103</b>	<b>1,732</b>	<b>153</b>	<b>301</b>	<b>454</b>	<b>2,186</b>

**COUNTY POLICE DEPARTMENTS  
2012**

COUNTY	FULL TIME LAW ENFORCEMENT			FULL TIME CIVILIAN			TOTAL EMPLOYEES
	MALE	FEMALE	TOTAL	MALE	FEMALE	TOTAL	
CAMPBELL	28	2	30	0	1	1	31
CLAY	1	0	1	0	0	0	1
GALLATIN	0	0	0	0	0	0	0
KENTON	30	1	31	0	2	2	33
OLDHAM	28	1	29	0	2	2	31
PERRY COUNTY PD	2	0	2	0	0	0	2
<b>TOTAL</b>	<b>89</b>	<b>4</b>	<b>93</b>	<b>0</b>	<b>5</b>	<b>5</b>	<b>98</b>

**DRUG TASK FORCES  
2012**

AGENCY	FULL TIME LAW ENFORCEMENT OFFICERS			FULL TIME CIVILIAN EMPLOYEES			TOTAL EMPLOYEES
	MALE	FEMALE	TOTAL	MALE	FEMALE	TOTAL	
BARREN COUNTY DRUG TASK FORCE	1	0	1	0	1	1	2
BUFFALO TRACE / GATEWAY NARC TASK FORCE	3	0	3	0	1	1	4
CENTRAL KENTUCKY DRUG TASK FORCE	1	0	1	0	0	0	1
FIVCO F.A.D.E. DRUG TASK FORCE	6	0	6	0	1	1	7
LAKE CUMBERLAND DRUG TASK FORCE	3	0	3	0	1	1	4
OPERATIONS UNITE	15	0	15	0	2	2	17
GREATER HARDIN COUNTY NARC TASK FORCE	1	0	1	1	0	1	2
NORTHERN KENTUCKY NARC ENFORCEMENT	2	0	2	0	1	1	3
PENNYRILE NARCOTICS TASK FORCE	5	1	6	0	1	1	7
SOUTH CENTRAL DRUG TASK FORCE	1	0	1	0	0	0	1
UNLAWFUL NARC INVEST TREAT EDUCATION	18	0	18	0	3	3	21
<b>TOTAL</b>	<b>56</b>	<b>1</b>	<b>57</b>	<b>1</b>	<b>11</b>	<b>12</b>	<b>69</b>

**OTHER LAW ENFORCEMENT AGENCIES  
2012**

AGENCY	FULL TIME LAW ENFORCEMENT OFFICERS			FULL TIME CIVILIAN EMPLOYEES			TOTAL EMPLOYEES
	MALE	FEMALE	TOTAL	MALE	FEMALE	TOTAL	
BLUEGRASS AIRPORT	19	0	19	5	4	9	28
CINCINNATI- NORTHERN KENTUCKY AIRPORT	44	4	48	1	2	3	51
LOUISVILLE AIRPORT POLICE	37	1	38	1	3	4	42
<b>TOTAL</b>	<b>100</b>	<b>5</b>	<b>105</b>	<b>7</b>	<b>9</b>	<b>16</b>	<b>121</b>

**COLLEGES / SCHOOLS / UNIVERSITIES**

**2012**

AGENCY	FULL TIME LAW ENFORCEMENT OFFICERS			FULL TIME CIVILIAN EMPLOYEES			TOTAL EMPLOYEES
	MALE	FEMALE	TOTAL	MALE	FEMALE	TOTAL	
CLARK CO. SHOOOLS	2	0	2	0	0	0	2
COVINGTON SCHOOLS	1	0	1	0	0	0	1
GRAVES CO. SCHOOLS	1	0	1	0	0	0	1
EASTERN KY UNIV.	20	3	23	2	2	4	27
FAYETTE CO. SCHOOLS (DEPT OF LAW ENFORCEMENT)	21	6	27	1	3	4	31
JEFFERSON CO. SCHOOLS	16	2	18	2	4	6	24
KENTUCKY STATE UNIV.	5	5	10	3	2	5	15
MCCRACKEN CO. PUBLIC SCHOOLS	5	0	5	0	0	0	5
MONTGOMERY CO. SCHOOLS	3	0	3	0	0	0	3
MCCLEAN CO SCHOOLS	1	0	1	0	0	0	1
OHIO CO. SCHOOLS	0	0	0	0	0	0	0
MCLEAN CO SCHOOLS	1	0	1	0	0	0	1
MOREHEAD STATE UNIV.	13	2	15	6	4	10	25
MURRAY STATE UNIV.	13	0	13	0	5	5	18
NORTHERN KY UNIV.	15	2	17	4	2	6	23
UNIV. OF KENTUCKY	43	5	48	65	20	85	133
UNIV. OF LOUISVILLE	36	5	41	17	15	32	73
WESTERN KY UNIV.	27	1	28	1	8	9	37
<b>TOTAL</b>	<b>223</b>	<b>31</b>	<b>254</b>	<b>101</b>	<b>65</b>	<b>166</b>	<b>420</b>

**STATE AGENCIES**

**2012**

AGENCY	FULL TIME LAW ENFORCEMENT OFFICERS			FULL TIME CIVILIAN EMPLOYEES			TOTAL EMPLOYEES
	MALE	FEMALE	TOTAL	MALE	FEMALE	TOTAL	
ABC	26	4	30	8	19	27	57
KY BUREAU OF INVST.	22	7	29	0	4	4	33
KY DEPT OF INSURANCE FRAUD	7	0	7	0	0	0	7
FISH & WILDLIFE	132	2	134	6	4	10	144
KY HORSE PARK	7	0	7	0	0	0	7
KY STATE POLICE	1,034	36	1,070	350	381	731	1,801
PARK RANGERS	47	3	50	0	0	0	50
GAMING	5	2	7	0	1	1	8
<b>TOTAL</b>	<b>1,280</b>	<b>54</b>	<b>1,334</b>	<b>364</b>	<b>409</b>	<b>773</b>	<b>2,107</b>

<b>TOTAL OF ALL AGENCIES</b>	<b>7,623</b>	<b>540</b>	<b>8,163</b>	<b>846</b>	<b>1,337</b>	<b>2,181</b>	<b>10,344</b>
------------------------------	--------------	------------	--------------	------------	--------------	--------------	---------------



**LEOKA**  
**Law Enforcement**  
**Officers Killed**  
**or Assaulted**

## LAW ENFORCEMENT OFFICERS ASSAULTED

A total of 781 police officers were assaulted in Kentucky during 2012. The chart below shows the type of activity the officer was performing, type of weapon used in the assault, and type of officer assignment.

Of the 781 officers assaulted, 289 officers received personal injury. This number represents 37% of the total number of officers assaulted; 68% of the police assaults were cleared.

TYPE OF ACTIVITY	TOTAL ASSAULT BY WEAPON	TYPE OF WEAPON				TYPE OF ASSIGNMENT						
		FIRE-ARM	KNIFE OR OTHER CUTTING INSTRUMENT	OTHER DANGEROUS WEAPONS	HANDS, FISTS, FEET, ETC.	TWO-OFFICER VEHICLE	ONE-OFFICER VEHICLE		DETECTIVE OR SPECIAL ASSIGNMENT		OTHER	
							ALONE	ASSIS- TED	ALONE	ASSIS- TED	ALONE	ASSIS- TED
Responding to "Disturbance" calls (family quarrels, man with gun, etc.)	166	4	3	32	127	8	97	44	0	3	4	1
Burglaries in progress or pursuing burglary suspects	13	1	1	0	11	0	6	1	0	0	0	0
Robberies in progress or pursuing robbery suspects	17	9	0	4	4	0	11	6	0	0	0	0
Attempting other arrests	170	7	1	21	141	10	83	47	6	3	3	4
Civil disorder (riot, mass disobedience)	5	0	0	1	4	0	3	0	0	0	1	1
Handling, transporting, custody of prisoners	79	0	0	10	69	4	35	18	1	1	4	1
Investigating suspicious persons or circumstances	75	4	2	21	48	7	39	18	3	1	4	2
Ambush, no warning	1	1	0	0	0	0	0	0	0	0	0	0
Mentally deranged	17	1	1	1	14	1	11	2	0	0	1	1
Traffic pursuits and stops	74	7	2	30	35	0	55	14	2	2	0	1
All other	164	11	0	49	104	8	59	11	1	4	3	8
<b>TOTAL</b>	<b>781</b>	<b>45</b>	<b>10</b>	<b>169</b>	<b>557</b>	<b>38</b>	<b>399</b>	<b>161</b>	<b>13</b>	<b>14</b>	<b>20</b>	<b>19</b>





**SUMMARY  
AGENCIES**

### **Summary Agency**

This is an agency that has not met the FBI NIBRS certification. These agencies submit their statistical crime data to the Kentucky State Police as Part I and Part II crimes. Part I crimes are the most serious crimes as chosen by the FBI (See glossary for a detailed list). Part II crimes are considered less severe (See glossary for a detailed list).

### **NIBRS Agency (National Incident Based Reporting System)**

An agency that has met the FBI requirement for NIBRS based crime data submission. This is based on Group A and Group B crimes as defined by the FBI. Group A and Group B crimes are more defined than the older Summary method. NIBRS can better define crime into more specific categories (See glossary for a detailed list).

2012 began with two agencies submitting Summary crime data. One of those agencies became NIBRS certified within the year.

Currently, one department remains a Summary Agency.

## SUMMARY AGENCIES

Part I Crime Arrests	Covington Police Department		Georgetown Police Department		Highland Heights Police Department		Louisville Metro Police Department		Grand Total	
	Offenses		Offenses		Offenses		Offenses		Offenses	
	Reported	Cleared	Reported	Cleared	Reported	Cleared	Reported	Cleared	Reported	Cleared
Aggravated Assault	43	0	118	15	1	0	2,363	1,562	2,525	1,577
Arson	8	0	0	0	0	0	572	58	580	58
Auto Theft	14	0	40	0	0	0	2,394	641	2,448	641
Burglary	194	0	170	14	5	0	7,052	1,451	7,421	1,465
Forcible Rape	33	0	19	2	0	0	195	162	247	164
Larceny - Theft (Except Auto)	278	0	704	68	11	0	19,679	6,311	20,672	6,379
Murder	4	0	0	0	0	0	62	38	66	38
Robbery	43	0	27	3	0	0	1,408	503	1,478	506
<b>Total</b>	<b>617</b>	<b>0</b>	<b>1,078</b>	<b>102</b>	<b>17</b>	<b>0</b>	<b>33,725</b>	<b>10,726</b>	<b>35,437</b>	<b>10,828</b>

Part II Crime Arrests	Covington Police Department		Georgetown Police Department		Highland Heights Police Department		Louisville Metro Police Department		Grand Total	
	Offenses		Offenses		Offenses		Offenses		Offenses	
	Reported	Cleared	Reported	Cleared	Reported	Cleared	Reported	Cleared	Reported	Cleared
Curfew & Loitering Laws	-	-	-	-	0	0	0	0	0	0
Disorderly Conduct	-	-	-	-	4	4	564	564	568	568
Driving Under Influence	-	-	-	-	0	0	1,674	1,674	1,674	1,674
Drunkenness	-	-	-	-	0	0	3,042	3,042	3,042	3,042
Embezzlement	-	-	-	-	0	0	0	0	0	0
Forgery & Counterfeiting	-	-	-	-	0	0	221	221	221	221
Fraud	-	-	-	-	0	0	334	334	334	334
Gambling	-	-	-	-	0	0	12	12	12	12
Liquor Laws	-	-	-	-	0	0	334	334	334	334
Manslaughter by Negligence	-	-	-	-	0	0	2	2	2	2
Narcotic Drug Laws	-	-	-	-	5	5	8,532	8,532	8,537	8,537
Offenses Against Family	-	-	-	-	0	0	390	390	390	390
Other Assaults	-	-	-	-	0	0	2,467	2,467	2,467	2,467
Prostitution & Commercialized Vice	-	-	-	-	0	0	167	167	167	167
Runaways	-	-	-	-	0	0	3	3	3	3
Sex Offenses (Except Forcible Rape & Prostitution)	-	-	-	-	0	0	3	3	3	3
Stolen Property: Buying, Receiving, Possession	-	-	-	-	1	1	655	655	656	656
Vandalism	-	-	-	-	0	0	392	392	392	392
Weapons: Carrying, Possession, etc.	-	-	-	-	0	0	620	620	620	620
All Other Offenses (except traffic)	-	-	-	-	0	0	2,588	2,588	2,588	2,588
<b>Total</b>	<b>0</b>	<b>0</b>	<b>0</b>	<b>0</b>	<b>10</b>	<b>10</b>	<b>22,000</b>	<b>22,000</b>	<b>22,010</b>	<b>22,010</b>

\*Note: Covington Police Department, Highland Heights Police Department, and Georgetown Police Department reported summary data for at least a portion of the year. Data can be found for each agency in both the Summary and Offense sections of this publication.

\*Data for Part II Crime Arrests is only included for those agencies that reported Summary Arrest Data; additional arrest data collected from citations can be found in the Arrest sections.



# **ELECTRONIC FINGERPRINTS**

## 2012 Fingerprint Submissions by Facility

KRS 441.046 mandates that persons in adult or juvenile detention facilities be fingerprinted. KAR 14:010 further defines the responsibility of the Kentucky State Police Automated Fingerprint Identification Section (AFIS) to maintain and store all fingerprint submissions.

When a person is arrested in the state of Kentucky, fingerprint data is captured to populate the individual's criminal history. Within seconds of using a LiveScan machine to submit a set of fingerprints, the person's identity/alias is confirmed and their criminal arrest information is added to any previous record. Their fingerprints are searched against the state wide "Unsolved Cases" latent file, the FBI's federal unsolved latent file, warrants from other states, and the federal criminal database. It is absolutely crucial to submit the best quality fingerprints possible accompanied by arrest data that is accurate. If an arrested individual goes without being fingerprinted or the submitted fingerprints are of poor quality, the arrest will never be added to their criminal record.

The list below shows the number of fingerprints submitted to the Kentucky State Police in 2012 and the facilities that submitted them.

Location	Fingerprinted	Location	Fingerprinted
Adair County Jail	966	Hopkins County Exam Station	373
Adair Youth Development Center	279	Jackson County Jail	306
Allen County Detention Center	746	Jefferson Co Board of Education	3,570
Ballard County Jail	502	Jefferson Co Board of Education	1,711
Barren County Correction Center	1,543	Jefferson County Youth Center	564
Bell County Jail	1,359	Jessamine County Detention Center	2,184
Big Sandy Reg. Detention Center	1,865	Johnson County Exam Station	357
Boone County Jail	3,853	Kenton County Board of Education	730
Bourbon County Detention Center	873	Kenton County Jail	7,786
Bowman Field Exam Station	1,170	Kentucky Corr Institute for Women	375
Boyd County Detention Center	1,377	Kentucky River Regional Jail	2,285
Boyd Juvenile Detention Center	220	Kentucky State Penitentiary	93
Boyle County Detention Center	2,170	Kentucky State Police (office)	136
Breathitt Juvenile Detention	266	Kentucky State Police (office)	586
Breckinridge County Jail	231	Kentucky State Police (office)	39
Bullitt County Jail	2,007	Kentucky State Reformatory	343
Butler County Jail	586	Knox County Jail	196
Caldwell County Detention Center	885	LaRue County Detention Center	437
Calloway County Detention Center	790	Laurel County Detention Center	4,546
Campbell County Detention Center	5,831	Laurel County Exam Station	457
Campbell Regional Juvenile	294	Lee Adjustment Center	0
Carroll County Detention Center	2,059	Leslie County Jail	993
Carter County Jail	519	Letcher County Jail	91
Casey County Detention Center	726	Lewis County Jail	243
CHFS Ashland	192	Lexington Exam Station	574
CHFS Berea	142	Lincoln County Jail	1,792
CHFS Bowling Green	371	Lincoln Village Youth Development	483
CHFS Elizabethtown	297	Little Sandy Correctional Complex	78
CHFS Flemingsburg	185	Logan County Jail	1,287
CHFS Georgetown	127	Louisville Metro Corrections (Civil)	2,541
CHFS Hopkinsville	191	Louisville Metro Corrections-1	2,268

2012

Fingerprint Submissions by Facility

Location	Fingerprinted
CHFS Lexington	632
CHFS London	184
CHFS Louisville (1)	508
CHFS Louisville (2)	215
CHFS Mayfield	196
CHFS Newport	391
CHFS Owensboro	167
CHFS Paintsville	189
CHFS Shelbyville	189
CHFS Somerset	319
CHFS Whitesburg	153
Christian County Jail	4,464
Clark County Detention Center	996
Clay County Detention Center	1,684
Clinton County Jail	606
Corbin Police Department	0
Crittenden County Jail	489
Daviess County Detention Center	20
Daviess County Detention Center-2	6,503
Dept. of Criminal Justice Training	0
Diocese of Northern Kentucky	313
Eastern Kentucky Corr Complex	138
Erlanger Exam Station	450
Estill County Jail	69
Fayette County Board of Education	0
Fayette County Board of Education	1,635
Fayette County Detention Center	16,679
Fayette County Detention Center	0
Fayette County Juvenile Detention	438
Floyd County Detention Center	873
Franklin County Detention Center	2,764
Fulton County Detention Center	620
Grant County Detention Center	778
Graves County Detention Center	389
Grayson County Jail	738
Green River Correctional Complex	104
Greenup County Detention Center	78
Hardin County Board of Education	229
Hardin County Detention Center	5,176
Harlan Co Detention Center	1,789
Harrodsburg Police Dept	54
Hart County Jail	922
Henderson County Board of Education	187
Henderson County Detention Center	3,136
Hickman County Jail	40
Hopkins County Board of Education	206
Hopkins County Detention Center	3,163

Location	Fingerprinted
Louisville Metro Corrections-2	36,193
Louisville Metro Police Dept	101
Luther Luckett Correctional Complex	106
Madison County Detention Center	1,830
Marion County Detention Center	1,375
Marshall County Detention Center	837
Mason County Detention Center	1,594
McCracken County Exam Station	257
McCracken County Regional Jail	3,971
McCracken Juvenile Detention Center	638
McCreary County Jail	725
Meade County Jail	672
Monroe County Correctional Center	485
Montgomery County Regional Jail	1,341
Muhlenberg Co Board of Education	173
Muhlenberg County Jail	1,100
Nelson County Jail	1,902
Newport City Jail	0
Northpoint Training Center	181
Ohio County Jail	585
Oldham County Board of Education	130
Oldham County Detention Center	542
Pike County Detention Center	960
Powell County Jail	873
Pulaski County Detention Center	216
Rhoderer Correctional Complex	4,648
Rockcastle County Detention Center	596
Rowan County Detention Center	1,757
Russell County Detention Center	995
Scott County Detention Center	1,465
Shelby County Detention Center	2,483
Simpson County Detention Center	522
Taylor County Jail	256
Three Forks Regional Detention Center	71
Todd County Jail	567
Union County Board of Education	114
Union County Jail	787
Warren County Detention Center	6,137
Warren County Exam Station	402
Warren County Regional Juvenile	373
Wayne County Jail	1,013
Webster County Board of Education	37
Webster County Detention Center	420
Western Kentucky Corr Complex	53
Whitley County Jail	1,213
Woodford County Detention Center	1,128

**Total:**

**210,743**



## GLOSSARY

## GLOSSARY

The following language may be found throughout this publication and should be interpreted as defined below:

**All Other Agencies:** Other law enforcement personnel that submitted data in a county or jurisdiction.

**All Other Offenses (Group-B Crimes):** All crimes that are not Group "A" offenses and not included in one of the specifically named Group "B" crime categories.

**Arson:** To unlawfully and intentionally damage or attempt to damage any real or personal property by fire or incendiary device.

**Assault Offenses:** An unlawful attack by one person upon another.

**Bad Checks:** Knowingly and intentionally writing and/or negotiating checks drawn against insufficient or nonexistent funds.

**Bribery:** The offering, giving, receiving, or soliciting of anything of value (i.e., a bribe, gratuity, or kickback) to sway the judgment or action of a person in a position of trust or influence.

**Burglary / Breaking and Entering:** The unlawful entry into a building or other structure with the intent to commit a felony or a theft.

**Counterfeiting / Forgery:** The altering, copying, or imitation of something, without authority or right, with the intent to deceive or defraud by passing the copy or thing altered or imitated as that which is original or genuine or the selling, buying, or possession of an altered, copied, or imitated thing with the intent to deceive or defraud.

**Curfew/Loitering/Vagrancy Violations:** The violation of a court order, regulation, ordinance, or law requiring the withdrawal of persons from the streets or other specified areas; prohibiting persons from remaining in an area or place in an idle or aimless manner; or prohibiting persons from going from place to place without visible means of support.

**Day:** Concerning criminal activity, the term "Day" is considered to be between the hours of 6:00am and 6:00pm.

**Destruction / Damage / Vandalism of Property:** To willfully or maliciously destroy, damage, deface, or otherwise injure real or personal property without the consent of the owner or the person having custody or control of it.

**Disorderly Conduct:** Any behavior that tends to disturb the public peace or decorum, scandalize the community, or shock the public sense of morality.

\*Many of the definitions within this glossary were acquired from the U.S. Department of Justice publication: August 2000 National Incident Based Reporting System - Volume 1



**Driving Under the Influence:** Driving or operating a motor vehicle or common carrier while mentally or physically impaired as the result of consuming an alcoholic beverage or using a drug or narcotic.

**Drug / Narcotic Offenses:** The violation of laws prohibiting the production, distribution, and/or use of certain controlled substances and the equipment or devices utilized in their preparation and/or use.

**Drunkness:** To drink alcoholic beverages to the extent that one's mental faculties and physical coordination are substantially impaired.

**Embezzlement:** The unlawful misappropriation by an offender to his/her own use or purpose of money, property, or some other thing of value entrusted to his/her care, custody, or control.

**Extortion / Blackmail:** To unlawfully obtain money, property, or any other thing of value, either tangible or intangible, through the use or threat of force, misuse of authority, threat of criminal prosecution, threat of destruction of reputation or social standing, or through other coercive means.

**Family Offenses, Nonviolent:** Unlawful, nonviolent acts by a family member (or legal guardian) that threaten the physical, mental, or economic well-being or morals of another family member and that are not classifiable as other offenses, such as Assault, Incest, Statutory Rape, etc.

**Fraud Offenses:** The intentional perversion of the truth for the purpose of inducing another person or other entity in reliance upon it to part with something of value or to surrender a legal right.

**Gambling Offenses:** To unlawfully bet or wager money or something else of value; assist, promote, or operate a game of chance for money or some other stake; possess or transmit wagering information; manufacture, sell, purchase, possess, or transport gambling equipment, devices, or goods; or tamper with the outcome of a sporting event or contest to gain a gambling advantage.

**Group-A Crimes:** The offenses in this group fall within NIBRS format and consist of twenty-two categories that are considered to be more serious crimes:

- Arson, Assault Offenses, Bribery, Burglary/Braking and Entering, Counterfeiting/Forgery, Destruction/Damage/Vandalism of Property, Drug/Narcotic Offenses, Embezzlement, Extortion/Blackmail, Fraud Offenses, Gambling Offenses, Homicide Offenses, Kidnapping/Abduction, Larceny/Theft Offenses, Motor Vehicle Theft, Pornography/Obscene Material, Prostitution Offenses, Robbery, Sex Offenses – Forcible, Sex Offenses – NonForcible, Stolen Property Offenses (Receiving, etc.), and Weapon Law Violations.

\*Many of the definitions within this glossary were acquired from the U.S. Department of Justice publication: August 2000 National Incident Based Reporting System – Volume 1

**Group-B Crimes:** The offenses in this group fall within NIBRS format and consist of eleven categories that are considered to be less severe crimes:

- Bad Checks, Curfew/Loitering/Vagrancy Violations, Disorderly Conduct, Driving Under the Influence, Drunkenness, Family Offenses–Nonviolent, Liquor Law Violations, Peeping Tom, Runaway, Trespass of Real Property, and All Other Offenses.

**Homicide Offenses:** The killing of one human being by another.

In NIBRS, law enforcement agencies collect detailed data regarding individual crime incidents and arrests and submit them in separate reports using prescribed data elements and data values to describe each incident and arrest. Therefore, NIBRS involves incident-based reporting.

**Jurisdiction:** Jurisdiction means any particular area in which an agency works.

**Kidnapping / Abduction:** The unlawful seizure, transportation, and/or detention of a person against his/her will or of a minor without the consent of his/her custodial parent(s) or legal guardian.

**Larceny / Theft Offenses:** The unlawful taking, carrying, leading, or riding away of property from the possession or constructive possession of another person.

**Liquor Law Violations:** The violation of laws or ordinances prohibiting the manufacture, sale, purchase, transportation, possession, or use of alcoholic beverages.

**Motor Vehicle Theft:** The theft of a motor vehicle.

**NIBRS Agencies:** National Incident Based Reporting agencies – These agencies have met the FBI requirements for NIBRS based crime data submission. This is based on Group A and Group B crimes as defined by the FBI. These agencies send their information in electronic format to the Kentucky State Police.

**Night:** Concerning criminal activity, the term "Night" is considered to be between the hours of 6:00pm and 6:00am.

**Part I Crimes:** The offenses in this group fall within Summary format and consist of eight categories that are considered to be more serious crimes:

- Aggravated Assault, Arson, Auto Theft, Burglary, Forcible Rape, Larceny–Theft (Except Auto), Murder, and Robbery.

\*Many of the definitions within this glossary were acquired from the U.S. Department of Justice publication: August 2000 National Incident Based Reporting System – Volume 1

**Part II Crimes:** The offenses in this group fall within Summary format and consist of twenty categories that are considered to be less severe crimes:

- Curfew & Loitering Laws, Disorderly Conduct, Driving Under Influence, Drunkenness, Embezzlement, Forgery & Counterfeiting, Fraud, Gambling, Liquor Laws, Manslaughter by Negligence, Narcotic Drug Laws, Offenses Against Family, Other Assaults, Prostitution & Commercialized Vice, Runaways, Sex Offenses (Except Forcible Rape & Prostitution), Possession, Vandalism, Weapons-Carrying, Possession, etc., and All Other Offenses (Except Traffic).

**Peeping Tom:** To secretly look through a window, doorway, keyhole, or other aperture for the purpose of voyeurism.

**Pornography / Obscene Material:** The violation of laws or ordinances prohibiting the manufacture, publishing, sale, purchase, or possession of sexually explicit material, e.g., literature or photographs.

**Prostitution Offenses:** To unlawfully engage in or promote sexual activities for profit.

**Robbery:** The taking or attempting to take anything of value under confrontational circumstances from the control, custody, or care of another person by force or threat of force or violence and/or by putting the victim in fear of immediate harm.

**Runaway:** A person under 18 years of age who has left home without the permission of his/her parent(s) or legal guardian.

**Sex Offenses – Forcible:** Any sexual act directed against another person, forcibly and/or against that person's will or not forcibly or against the person's will in instances where the victim is incapable of giving consent.

**Sex Offenses – Non-Forcible:** Unlawful, NonForcible Sexual Intercourse.

**Stolen Property Offenses (Receiving, etc.):** Receiving, buying, selling, possessing, concealing, or transporting any property with the knowledge that it has been unlawfully taken, as by Burglary, Embezzlement, Fraud, Larceny, Robbery, etc.

**Summary Agencies:** Agencies that have not met the FBI NIBRS certification. These agencies submit their statistical crime data to the Kentucky State Police as Part I and Part II crimes.

**Weapon Law Violations:** The violation of laws or ordinances prohibiting the manufacture, sale, purchase, transportation, possession, concealment, or use of firearms, cutting instruments, explosives, incendiary devices, or other deadly weapons.

\*Many of the definitions within this glossary were acquired from the U.S. Department of Justice publication: August 2000 National Incident Based Reporting System – Volume 1