

2010



CRIME
IN
KENTUCKY



Steven L. Beshear
Governor

KENTUCKY STATE POLICE
919 VERSAILLES ROAD
FRANKFORT, KY 40601
Phone: (502) 695-6300
www.kentuckystatepolice.org

J. Michael Brown
Secretary


Rodney Brewer
Commissioner

Crime in Kentucky recipient:

Enclosed is your copy of *Crime in Kentucky – 2010*. This publication would not have been possible to produce without the continued cooperation of all Kentucky law enforcement agencies.

Questions concerning this annual Kentucky State Police publication should be directed to Ms. Misty Moore at (502) 782-9799. Questions concerning the statistics provided by your individual law enforcement agency should be directed to Ms. Samantha Licklitter, at (502) 227-8700. These statistics will also be available in the future on the Kentucky State Police website www.kentuckystatepolice.org.

Respectfully,



Captain John Carrico
Commander
Criminal Identification & Records Branch

Enclosure

CRIME
IN
KENTUCKY

COMMONWEALTH OF KENTUCKY
2010 CRIME REPORT

STEVEN L. BESHEAR
GOVERNOR

RODNEY BREWER
COMMISSIONER
KENTUCKY STATE POLICE

2010 TABLE OF CONTENTS

MESSAGE FROM THE GOVERNOR	vi
LETTER OF TRANSMITTAL, COMMISSIONER, KENTUCKY STATE POLICE	vii
DEDICATION.....	viii
KENTUCKY CRIME FACTS	x
KENTUCKY'S UNIFORM CRIME REPORTING	1
KENTUCKY UNIFORM CRIME REPORTING SYSTEM.....	2
STATE OFFENSE DATA	3
OFFENSE DATA COLLEGES AND UNIVERSITIES	3
JURISDICTIONS OVER 10,000 POPULATION	4
CLEARANCE RATES	6
MURDER	7
RAPE	10
ROBBERY	12
AGGRAVATED ASSAULT.....	14
BURGLARY	16
LARCENY	18
VALUE OF PROPERTY STOLEN/RECOVERED.....	20
AUTO THEFT	21
ARSON.....	23
KENTUCKY OFFENSES BY COUNTY AND AGENCY	25
PROGRAMS OF INTEREST	42
DOMESTIC VIOLENCE.....	43
HATE/BIAS CRIME.....	45

DRIVING UNDER THE INFLUENCE	48
DUI CONVICTIONS BY COUNTY	49
STATE ARREST DATA.....	53
STATE ARREST DATA.....	54
2010 TOTAL ARRESTS BY AGE-JUVENILE	55
2010 TOTAL ARRESTS BY AGE-ADULT	56
2010 TOTAL ARRESTS BY SEX.....	58
2010 TOTAL ARRESTS BY RACE.....	59
TOTAL ARRESTS BY COUNTY-ADULT AND JUVENILE.....	60
2010 DRUG ARRESTS	101
BY AREA DEVELOPMENT DISTRICT AND DRUG TYPE.....	101
BY COUNTY AND DRUG TYPE.....	102
2010 DUI ARRESTS BY AGE, SEX, AND RACE	106
LAW ENFORCEMENT EMPLOYEES	110
MUNICIPAL POLICE DEPARTMENTS.....	111
SHERIFFS' DEPARTMENTS	116
COUNTY POLICE DEPARTMENTS.....	118
DRUG TASK FORCES	119
OTHER LAW ENFORCEMENT AGENCIES.....	119
COLLEGES, SCHOOLS, AND UNIVERSITY DEPARTMENTS.....	120
STATE AGENCIES.....	120
LAW ENFORCEMENT OFFICERS ASSAULTED	121
ELECTRONIC FINGERPRINT SUBMISSIONS BY FACILITY	122
METHAMPHETAMINE LABS BY COUNTY	124



COMMONWEALTH OF KENTUCKY
OFFICE OF THE GOVERNOR

STEVEN L. BESHEAR
GOVERNOR

700 CAPITOL AVENUE
SUITE 100
FRANKFORT, KY 40601
(502) 564-2611
FAX: (502) 564-2517

My Fellow Kentuckians:

Crime affects the lives of all Kentuckians. This 2010 **Crime in Kentucky** report presents a statewide overview of serious crimes that have occurred within our Commonwealth.

As concerned citizens, we strive to make our state a safer place to live. I hope that the information contained in this report will aid in your awareness of the reality of crime and the necessity for developing effective strategies to combat criminal acts.

It is extremely important for all citizens of Kentucky to become actively involved in crime prevention. As Governor, I urge you to continue to support our law enforcement officials in their daily fight against crime.



Sincerely,

A handwritten signature in black ink that reads "Steven L. Beshear".

Steven L. Beshear



Steven L. Beshear
Governor

KENTUCKY STATE POLICE

919 Versailles Road
Frankfort, Kentucky 40601
www.kentuckystatepolice.org

J. Michael Brown
Secretary

Rodney Brewer
Commissioner

The Honorable Steven L. Beshear
Governor of Kentucky
The Capitol
Frankfort, Kentucky 40601

Dear Governor Beshear:

In accordance with Chapter 17 of the Kentucky Revised Statutes, I am pleased to submit to you and the citizens of Kentucky the 41st annual Crime in Kentucky Report.

It must be noted that these crime statistics could not have been accurately compiled without the dedication and cooperation of all law enforcement agencies throughout the Commonwealth.

The Kentucky State Police pledges its continued support to improving the quality, accuracy and timeliness of Kentucky's Uniform Crime Reporting System.



Respectfully submitted,

Rodney Brewer
Commissioner

DEDICATION

This 2010 Crime in Kentucky Report is dedicated to:

Officer Bryan J. Durman
(Lexington Police Department)

***WHO PAID THE SUPREME SACRIFICE OF THEIR LIVES
ON BEHALF OF THE CITIZENS
OF THE COMMONWEALTH OF KENTUCKY***



Officer Bryan J. Durman

On April 29, 2010 Officer Durman was dispatched to a loud music call involving a parked vehicle. While on the scene, Officer Durman was struck by a passing vehicle, causing fatal injuries.

Officer Durman is survived by his wife and child.

2010 KENTUCKY CRIME FACTS

- 121,289 serious crimes were committed in 2010.
- A serious crime was committed every 4 minutes, 20 seconds.
- Murder was committed every 48 hours, 40 minutes.
- Firearms were used in 64% of all murders.
- 76% of all murder victims were white; 69% were male.
- Rape was committed every 5 hours, 40 minutes.
- Robbery was committed every 2 hours, 20 minutes.
- 50.4% of violent crimes were solved.
- 1,757 police officers were assaulted.
- 21.5% of property crimes were solved.
- Property crimes outnumbered violent crimes by 9.9 to 1.
- 29,917 persons were arrested for DUI.
- 61,413 arrests were made for drug violations.
- A total of 351,976 arrests were made in 2010.



**KENTUCKY'S
UNIFORM
CRIME
REPORTING
SYSTEM**

KENTUCKY'S UNIFORM CRIME REPORTING SYSTEM

Prior to July 1, 1987, Kentucky's Uniform Crime Reporting System was based on the accumulation of a monthly summary of criminal offenses and arrests by state and local law enforcement agencies. The data submitted was sufficient for broad analysis of general crime trends; however, it did not provide necessary tools for detailed studies required to meet the needs of criminal justice professionals, the law enforcement community and Kentucky Legislators. After July 1, 1987, law enforcement agencies were required to submit "incident" information which differed from "summary" in that it provided full detail crime specifics. This marked the beginning of Kentucky's Incident Based Reporting System, which required the submission of either the Uniform Offense Report (UOR1) or the uniform data elements as contained in the statewide database. The state has been certified for National Incident Based Reporting System (NIBRS) reporting, which is already taking place in selected law enforcement agencies. As more agencies become technologically able to submit incident based information, our crime data will become more complete – thus greatly enhancing our query capabilities.

1998 through 2010

You should be aware that, in an effort to improve the quality of the Crime in Kentucky report, several adaptations were made in 1998 data reporting and have continued through 2010. These changes are in accordance with UCR guidelines, and will affect your ability to compare the numbers published in the 1998 through 2010 reports with previously published data. Definitions of Part I crimes are listed on each individual offense page; however, the following list is intended to help clarify the data classification process: 1) The offense of Murder does not contain suicides, negligent manslaughters, accidental deaths, assaults to murder, traffic fatalities and attempted murders. 2) Rape reflects the number of offenses for each female victim raped or upon whom an assault to rape or attempt to rape has been made. 3) Robbery is a crime committed in the presence of the victim who is directly confronted by the perpetrator and is threatened with force or put in fear that force will be used. 4) In the absence of force or threat of force (as in pocket-picking or purse-snatching) the offense is classified as larceny. 5) Aggravated Assaults include all assaults by one person upon another with the intent to kill, maim, or inflict severe bodily injury with the use of any dangerous weapon. If a dangerous weapon is used, it is not necessary that injury result from the assault. 6) The offense of Burglary includes all offenses known as burglary (any degree) plus attempts to commit burglary. 7) Motor Vehicle Theft also includes attempted theft of a motor vehicle. 8) The offense of Arson, in keeping with the passage of the Anti-Arson Act of 1982, includes only fires determined through investigation to have been willfully or maliciously set.

In a multiple-offense situation (committed by the same person or group of persons) the Hierarchy Rule is applied. This requires counting only the highest offense for statistical comparison purposes. This applies only to crime reporting and does not affect the number of charges for which the defendant may be prosecuted in the courts. An exception to the Hierarchy Rule is Arson, in which each offense (even in the case of multiple charges) is counted for statistical analysis.

STATE OFFENSE DATA

PART I CRIMES CLASSIFICATION	OFFENSE REPORTED			
	2009	2010	% CHANGE	% DIST.
MURDER	177	180	+1.69%	0.15%
RAPE	1,567	1,545	-1.40%	1.27%
ROBBERY	3,529	3,732	+5.75%	3.08%
AGGRAVATED ASSAULT	6,382	5,691	-10.83%	4.69%
BURGLARY	28,055	29,170	+3.97%	24.05%
LARCENY THEFT	73,295	74,185	+1.21%	61.16%
AUTO THEFT	6,019	6,075	+0.93%	5.01%
ARSON	761	711	-6.57%	0.59%
TOTAL	119,785	121,289	+1.26	100%

The total number of Part I crimes reported by law enforcement agencies in Kentucky during 2009 and 2010 is shown in the chart above. These overall statistics reflect only offenses reported to or known by the police. **The total number of Part I crimes cannot be compared to years prior to 1998** due to the fact that Arson was not a category included in the chart of Part I offenses.

There were 1,504 more Part I offenses reported in 2010, a 1.26% increase from 2009. The categories that show a decrease are Rape, Aggravated Assault, and Arson. The offenses of Murder, Robbery, Burglary, Larceny Theft and Auto Theft reflect an increase.

When making comparisons between years, the following should be taken into account: (1) Part I offenses are not inclusive of all offenses reported to the police; (2) Increases or decreases in the number of crimes reported can be attributed to a variety of factors, including methods of reporting and tabulating on the part of the law enforcement agencies; (3) Differing levels of citizen awareness and their responsibility to report crimes have a direct impact on the number of reports received by police.

The largest **percentage of increase** was in the Robbery category, showing 203 greater reported offenses (+5.75%). The offense of Burglary shows the next largest increase (+3.97%). In viewing and comparing this data, it should be noted that these crime statistics are being reported by the number of victims rather than the number of offenses against the same victim. In keeping with Uniform Crime Reporting guidelines, the Hierarchy Rule is applied in multiple-offense situations. An exception to this rule is Arson, in which each offense (even in the case of multiple charges) is counted for statistical analysis.

OFFENSE DATA COLLEGES AND UNIVERSITIES

JURISDICTION	MURDER	RAPE	ROBBERY	ASSAULT	BURGLARY	LARCENY	AUTO THEFT	ARSON	TOTAL
EASTERN KY UNIV.	0	2	2	2	62	196	0	0	264
KY STATE UNIV.	0	0	0	1	14	91	1	0	107
MOREHEAD UNIV.	0	0	1	1	15	37	0	0	54
MURRAY ST. UNIV.	0	1	0	0	7	149	1	0	158
NORTHERN KY UNIV.	0	0	0	0	22	106	1	2	131
UNIV. OF KENTUCKY	0	1	11	6	28	590	5	2	643
UNIV. OF LOUISVILLE	0	1	8	2	27	265	5	2	310
WESTERN KY UNIV.	0	1	1	3	77	165	1	1	249
TOTAL	0	6	23	15	252	1,599	14	7	1,916

*The chart above shows Part I offenses which were reported by college and university campuses with security/police departments.

KENTUCKY "CRIME INDEX" = 2,795.09

The crime index, or rate, is used nationally and is derived from the following formula:

Population divided by 100,000 = X

Number of offenses divided by X = crime index

Kentucky's crime index for 2010 is based on the current estimated population of 4.34 million.

**A SERIOUS CRIME OCCURS IN
KENTUCKY EVERY
4 MINUTES
20 SECONDS**

Below, Part I offenses are shown for those jurisdictions over 10,000 in population.

JURISDICTION OVER 10,000 POPULATION

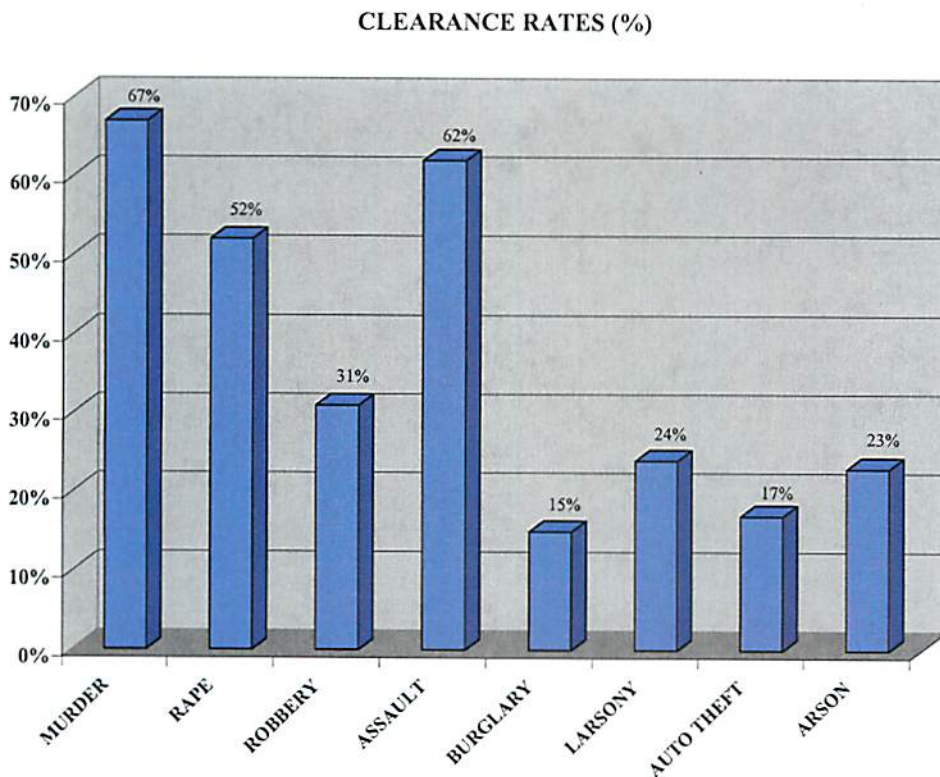
JURISDICTION	MURDER	RAPE	ROBBERY	ASSAULT	BURGLARY	LARCENY	AUTO THEFT	ARSON	TOTAL
ASHLAND	0	6	47	28	421	991	52	1	1,546
BARDSTOWN	0	4	6	15	82	271	16	1	395
BEREA	0	2	7	12	121	347	26	2	517
BOWLING GREEN	0	37	62	85	497	2,005	137	2	2,825
COVINGTON	1	36	189	103	696	1,424	183	12	2,644
DANVILLE	1	10	24	26	142	490	17	1	711
ELIZABETHTOWN	0	13	22	18	140	811	33	8	1,045
ERLANGER	0	18	14	10	111	560	29	3	745
FLORENCE	0	9	25	20	202	1,231	56	4	1,547
FRANKFORT	5	6	42	23	188	745	18	3	1,030
FT. THOMAS	0	4	1	2	45	185	8	0	245
GEORGETOWN	2	7	18	99	123	849	36	0	1,134
GLASGOW	0	3	7	17	65	260	20	4	376
HENDERSON	0	3	8	12	174	828	43	0	1,068
HOPKINSVILLE	4	25	45	75	336	815	42	11	1,353
INDEPENDENCE	0	6	2	8	65	243	14	2	340
JEFFERSONTOWN	0	6	33	12	116	400	41	0	608
LEXINGTON	19	87	593	1,025	2,679	7,704	641	41	12,789
LOUISVILLE	52	225	1,603	1,851	7,577	20,011	1,970	223	33,512
MADISONVILLE	0	0	1	4	4	44	0	0	53
MAYFIELD	0	13	8	30	91	167	12	2	323
MURRAY	1	8	6	6	159	498	13	0	691
NEWPORT	4	4	37	17	218	873	49	3	1,205
NICHOLASVILLE	0	10	26	28	295	866	46	6	1,277
OWENSBORO	2	35	27	65	369	1,722	78	13	2,311
PADUCAH	0	15	43	41	173	959	46	5	1,282
RADCLIFF	0	10	13	144	173	517	24	4	885
RICHMOND	2	6	75	66	494	1,416	54	4	2,117
SHELBYVILLE	0	11	18	14	99	191	8	0	341
SHIVELY	1	5	67	28	202	445	87	1	836
SOMERSET	0	9	20	14	119	631	18	1	812
ST. MATTHEWS	0	1	14	21	124	612	23	0	795
WINCHESTER	2	6	19	52	264	596	20	6	965
TOTALS	96	640	3,122	3,971	16,564	49,707	3,860	363	78,323

CLEARANCE RATES

Clearance rates are the percentages of cases cleared (through arrest or exceptional means) when compared with the total number of offenses reported to or known by the police. As shown in the chart, clearance rates for property crimes are traditionally low. With the exception of robbery, clearance rates for violent crimes are high. High clearance rates for murder, rape, and aggravated assault are attributable to the fact that the perpetrator is known, recognizable, or in some way usually associated with the victim. Low clearance rates for property crimes can be attributed to the difficulty of the victim identifying the perpetrator.

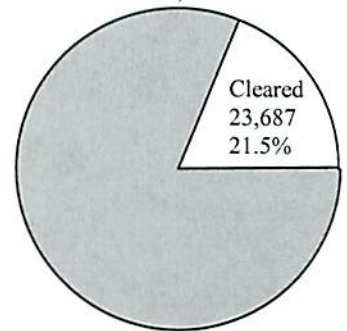
The chart on the right depicts the relative clearance rates of property versus violent Part I crimes.

The chart below depicts relative clearance rates for each of the eight Part I crimes.

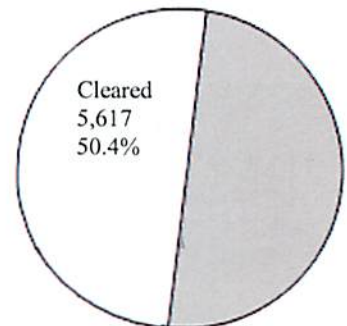


CLEARANCE RATES PROPERTY VS. VIOLENT CRIMES

PROPERTY CRIMES:
BURGLARY, LARCENY
AUTO THEFT, ARSON
TOTAL OFFENSES
110,141



VIOLENT CRIMES:
MURDER, RAPE
ROBBERY, ASSAULT
TOTAL OFFENSES
11,148



Property Crimes
Outnumbered Violent Crimes
9.9 to 1

MURDER

DEFINITION

Murder is the unlawful killing of a human being with malice aforethought. Suicides, accidental deaths, negligent manslaughters, assaults to murder, traffic fatalities, and attempted murders are not included.

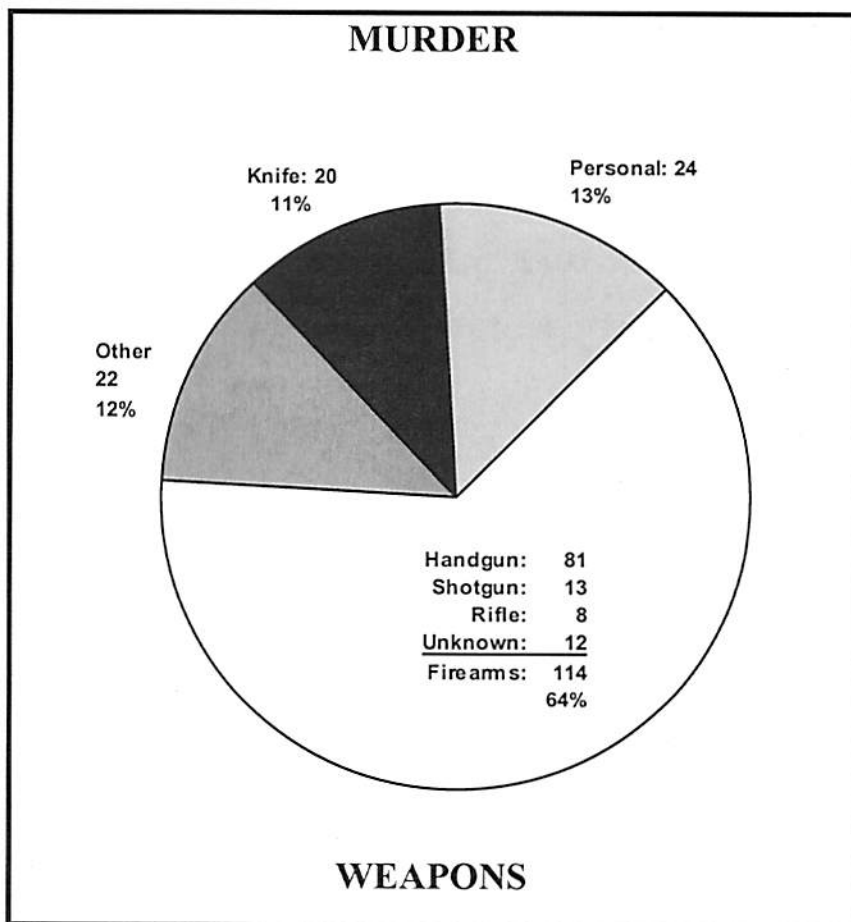
NUMBER REPORTED	CLEARANCES	RATE
180	120	67%

Murder is the most serious of all Part I crimes. The clearance rate is one of the highest of all Part I crimes, at 67%. Although some murders are difficult to solve, the intensity of police investigations, together with solvability factors, account for the high clearance rate for murder.

**MURDER WAS COMMITTED
EVERY
48 HOURS, 40 MINUTES**

MURDER CIRCUMSTANCES/WEAPONS

CIRCUMSTANCES	
ARGUMENT	45
FELONY INVOLVED	16
LOVER'S QUARREL	21
GANG RELATED	1
OTHER	15
UNKNOWN	82
TOTAL	180

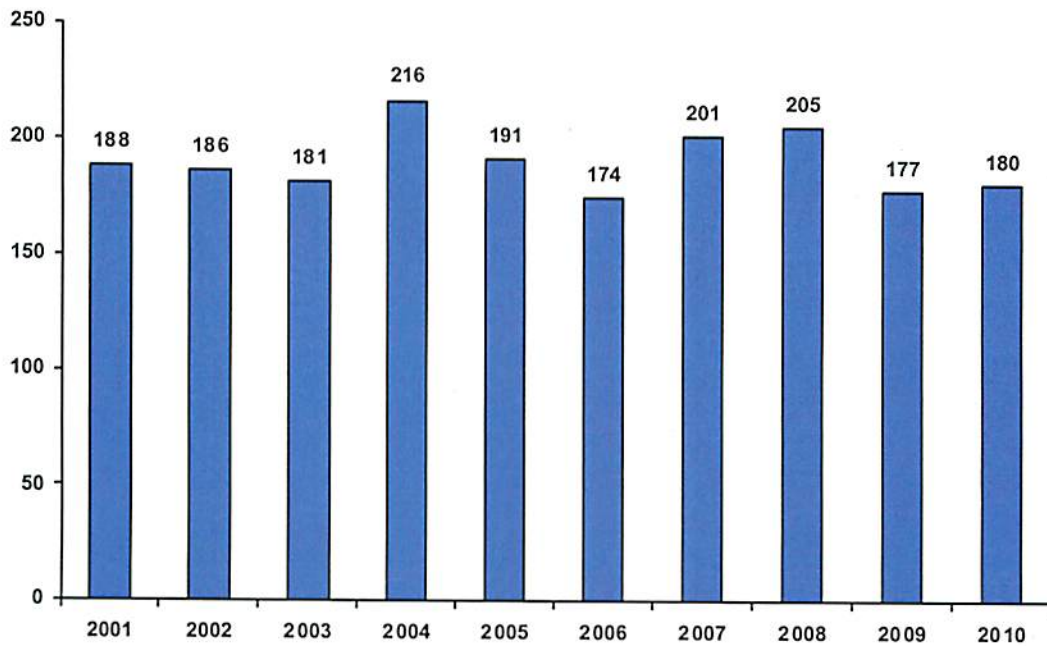


These charts depict murder weapons and circumstances as reported by police officers. The unknown category reflects instances where the weapons/circumstances were not known at the time the report was submitted, or were not specified on the report. Sixty-four percent of the victims were killed with a firearm.

MURDER

AGE	VICTIM							OFFENDER						
	SEX			RACE				SEX			RACE			
	M	F	U	W	B	O	U	M	F	U	W	B	O	U
UNDER 1	3	4	0	6	1	0	0	0	0	0	0	0	0	0
1-4	1	2	0	2	1	0	0	0	0	0	0	0	0	0
5-9	0	0	0	0	0	0	0	0	0	0	0	0	0	0
10-14	0	1	0	1	0	0	0	0	0	0	0	0	0	0
15-19	8	0	0	5	3	0	0	12	2	0	9	5	0	0
20-24	16	4	0	16	4	0	0	16	5	0	13	8	0	0
25-29	21	5	0	15	11	0	0	26	1	0	19	8	0	0
30-34	12	8	0	12	8	0	0	14	2	0	12	4	0	0
35-39	14	4	0	12	6	0	0	13	2	0	13	2	0	0
40-44	9	6	0	12	3	0	0	12	4	0	14	2	0	0
45-49	11	4	0	15	0	0	0	16	3	0	19	0	0	0
50-54	14	6	0	16	4	0	0	10	3	0	12	1	0	0
55-59	5	4	0	7	2	0	0	5	0	0	4	1	0	0
60-64	1	1	0	2	0	0	0	1	0	0	1	0	0	0
65-69	2	3	0	5	0	0	0	3	0	0	3	0	0	0
70-74	1	0	0	1	0	0	0	1	0	0	1	0	0	0
75+	5	4	0	9	0	0	0	1	0	0	1	0	0	0
UNK	1	0	0	1	0	0	0	1	0	44	0	1	0	44
TOTAL	124	56	0	137	43	0	0	131	22	44	121	32	0	44
%	69%	31%	0%	76%	24%	0%	0%	66.5%	11.2%	22.3%	62%	16%	0%	22%

M=MALE, F=FEMALE, U=UNKNOWN, W=WHITE, B=BLACK, O=OTHER, U=UNKNOWN



10 YEAR MURDER VICTIM TREND

RAPE

DEFINITION

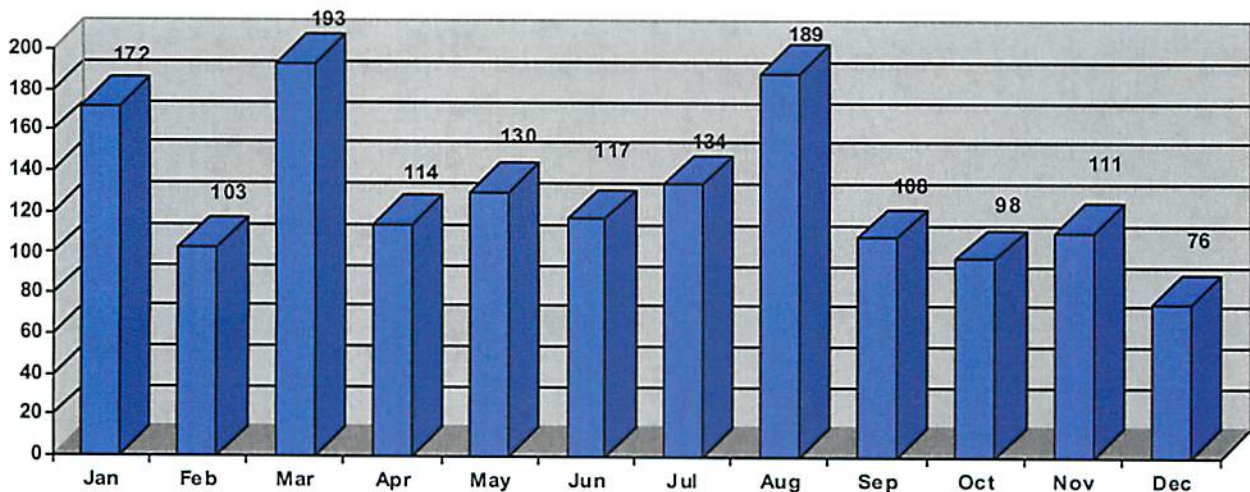
Rape is defined as the carnal knowledge of a person, forcibly or otherwise, against the person's will. Only forcible rapes are included, together with assaults for the purpose of rape, and attempted forcible rapes. Excluded are rapes where the victim is under the age of consent and no force is used.

NUMBER OF RAPES	CLEARANCES	RATE
1,545	796	52%

The 52% clearance rate for rape is high when compared with property crimes. One explanation for the number of rapes cleared is the fact that the victim and the offender are frequently acquainted or related.

**RAPE
WAS COMMITTED EVERY
5 HOURS, 40 MINUTES**

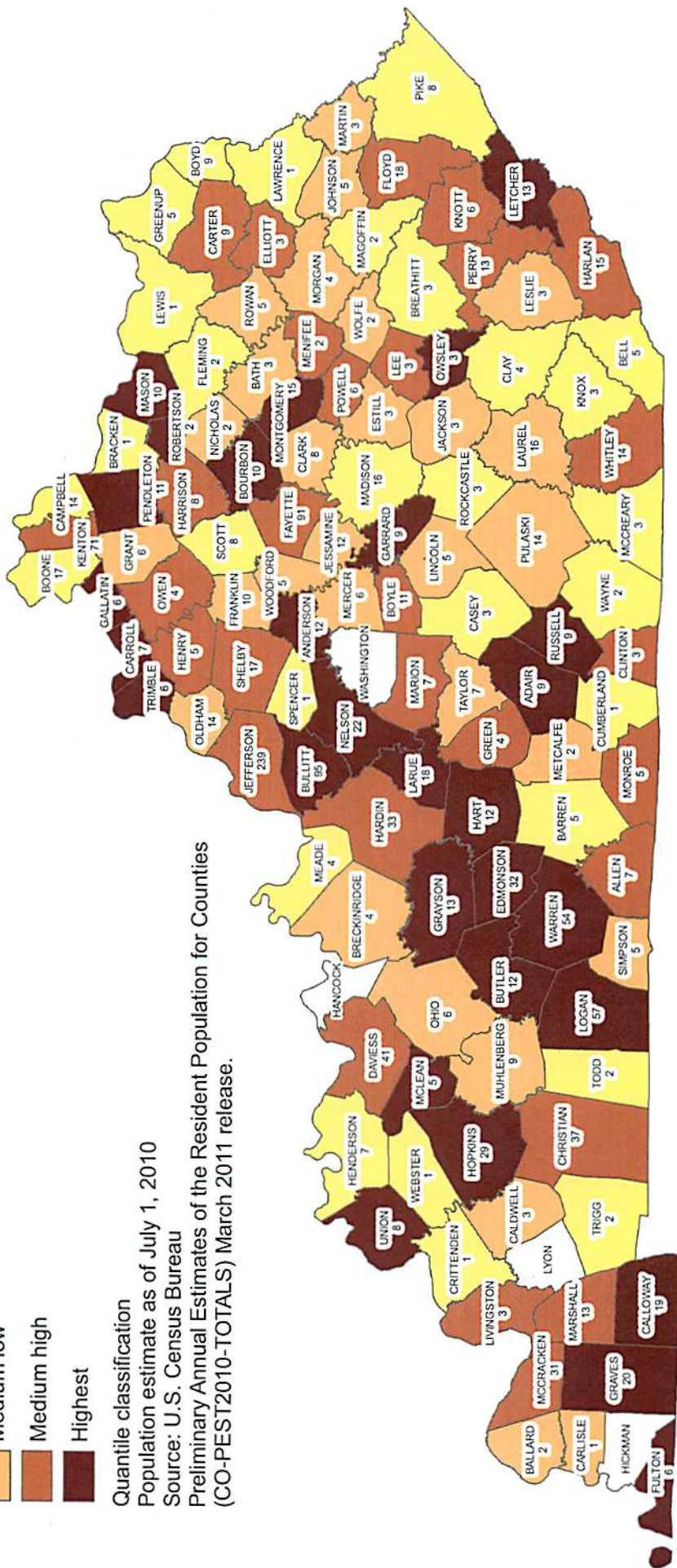
NUMBER OF RAPES BY MONTH



Per capita rate ranking

- No offenses reported
- Lowest
- Medium low
- Medium high
- Highest

Quantile classification
 Population estimate as of July 1, 2010
 Source: U.S. Census Bureau
 Preliminary Annual Estimates of the Resident Population for Counties
 (CO-PEST2010-TOTALS) March 2011 release.



Year 2010
 Rape offenses by county.

ROBBERY

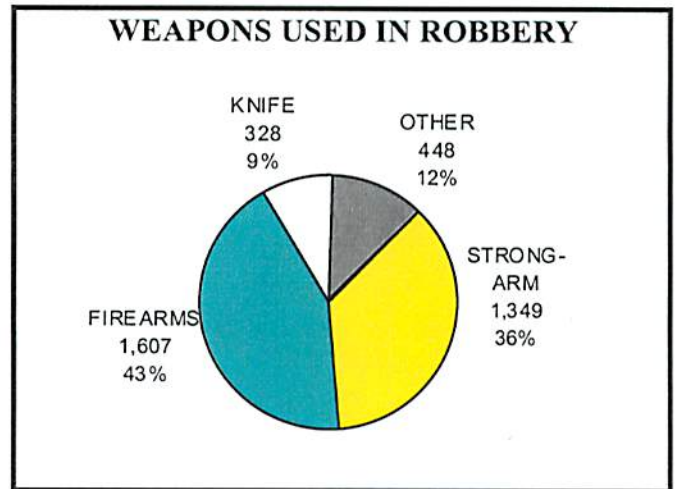
DEFINITION

Robbery is the felonious taking of the property of another by force, the threat of force, violence, and/or by putting the victim in fear. All attempted robberies are included. Robberies are reported in two general categories: armed (any weapon or threatening object is used) and strong-arm (to include muggings and similar offenses where no weapon is used but strong-arm tactics are employed).

NUMBER OF ROBBERIES	CLEARANCES	RATE
3,732	1,164	31%

Robbery is considered to be a serious crime because the element of fear and personal confrontation with a weapon or strong-arm tactic is always present. The 31% clearance rate for robbery is higher than for other crimes motivated by the theft of property, but low in comparison to murder and assault in which the element of personal confrontation is also present. This is attributed to the fact that the perpetrator usually conceals his personal identity from the victim.

Reported robberies increased by 5.75% in Kentucky in 2010.



ROBBERY WAS COMMITTED EVERY 2 HOURS, 20 MINUTES

ROBBERY - PLACE OF OCCURRENCE

CLASSIFICATION	NUMBER OF OFFENSES	PERCENT OF DISTRIBUTION	TOTAL VALUE	AVERAGE VALUE
Highway	1,227	33%	\$ 942,853.30	\$ 768.42
Commercial House	395	11%	\$ 646,841.79	\$ 1,637.57
Gas-Service Station	55	1%	\$ 82,168.38	\$ 1,493.97
Chain Store	220	6%	\$ 131,074.97	\$ 595.80
Residence	662	18%	\$ 720,687.38	\$ 1,088.65
Bank	78	2%	\$ 589,389.56	\$ 7,556.28
Miscellaneous	1,095	29%	\$ 2,060,990.46	\$ 1,882.18
TOTAL	3,732	100%	\$ 5,174,005.84	\$ 1,386.39

Robbery classifications denote the type of robbery reported. Highway robberies occur on any roadway, whether it be a highway, county road, or city street. Commercial house robberies are those perpetrated in hotels, motels, restaurants, and like businesses. Chain store robberies include convenience type stores, groceries, and like businesses. Residences include homes, apartments, and other dwellings.

AGGRAVATED ASSAULT

DEFINITION

Assault is the unlawful attack by one person upon another for purpose of inflicting severe or aggravated bodily injury. It is not necessary that injury result from an aggravated assault when a gun, knife, or other weapon is used which could, and probably would, result in serious personal injury. Therefore, all assault attempts where serious injury would have been likely to occur are included. Excluded from the Part I crimes of aggravated assault are all assaults which do not include the use of a dangerous weapon and where there was no serious or aggravated injury (assault 4th). These simple assaults are counted as Part II crimes.

NUMBER OF ASSAULTS	CLEARANCES	RATE
5,691	3,537	62%

The 62% clearance rate is high because the victim is frequently related to or acquainted with the assailant.

**AGGRAVATED ASSAULT WAS COMMITTED
EVERY 1 HOUR, 32 MINUTES**

The category of aggravated assault includes the following offenses: attempts to murder, poisoning, assault with a dangerous or deadly weapon, maiming, assault with explosives, and all attempts to commit said offenses.

Weapons used in aggravated assault are shown in the chart below.

WEAPONS USED IN AGGRAVATED ASSAULT		
TYPE WEAPON	NUMBER	% OF TOTAL
PERSONAL WEAPONS	1,834	32%
OTHER WEAPONS	1,949	34%
FIREARMS	1,024	18%
KNIVES	884	16%
TOTAL	5,691	100%

BURGLARY

DEFINITION

Burglary is the unlawful entering or remaining in a building with the intent to commit a crime. This includes entries where force of any kind is used to gain entrance, entries where no force was used (an unlocked door or by concealment), and attempts to enter forcibly (even though entry was not gained).

NUMBER OF BURGLARIES	CLEARANCES	RATE
29,170	4,358	15%

Burglary increased 3.97% from 28,055 in 2009, to 29,170 in 2010.

BURGLARY WAS COMMITTED EVERY 18 MINUTES, 1 SECOND.

THE COST OF BURGLARY

Burglary is a crime of opportunity and is most likely to occur when a home or business is not occupied. The burglaries have been separated into residential and non-residential categories. The totals listed below include both day and night occurrences, and the value of property losses reported.

CLASSIFICATION	NUMBER OF OFFENSES	PERCENT OF DISTRIBUTION	TOTAL VALUE	AVERAGE VALUE
RESIDENTIAL				
NIGHT	6,815	23.4%	\$ 10,802,178.49	\$ 1,585.06
DAY	11,490	39.4%	\$ 32,424,948.61	\$ 2,822.01
UNKNOWN	3,568	12.2%	\$ 8,007,998.14	\$ 2,244.39
SUBTOTAL	21,873	75%	\$ 51,235,125.24	\$ 2,342.39
NON-RESIDENTIAL				
NIGHT	3,397	11.6%	\$ 5,942,208.05	\$ 1,749.25
DAY	2,421	8.3%	\$ 4,900,615.72	\$ 2,024.21
UNKNOWN	1,479	5.1%	\$ 3,577,066.39	\$ 2,418.57
SUBTOTAL	7,297	25%	\$ 14,419,890.16	\$ 1,976.14
TOTAL	29,170	100%	\$ 65,655,015.40	\$ 2,250.77

LARCENY

DEFINITION

Larceny, or larceny-theft, is the unlawful taking of property or articles of value without the use of force, violence, or fraudulent conversion. Included are such offenses as pocket picking, purse snatching (where little or no force is used), shoplifting, thefts from autos, thefts of auto parts and accessories, bicycle thefts, and thefts from buildings when the perpetrator entered legally. Con games, forgeries and bad checks, embezzlement, and obtaining money under false pretenses are not included under the category of larceny.

NUMBER OF LARCENY	CLEARANCES	RATE
74,185	18,125	24%

Larceny is the most frequently committed Part I crime. Other than the stolen property itself, there are normally few clues on which to base an investigation. Consequently, the clearance rate for larceny is low at 24% in 2010.

**LARCENY WAS COMMITTED EVERY
7 MINUTES, 5 SECONDS.**

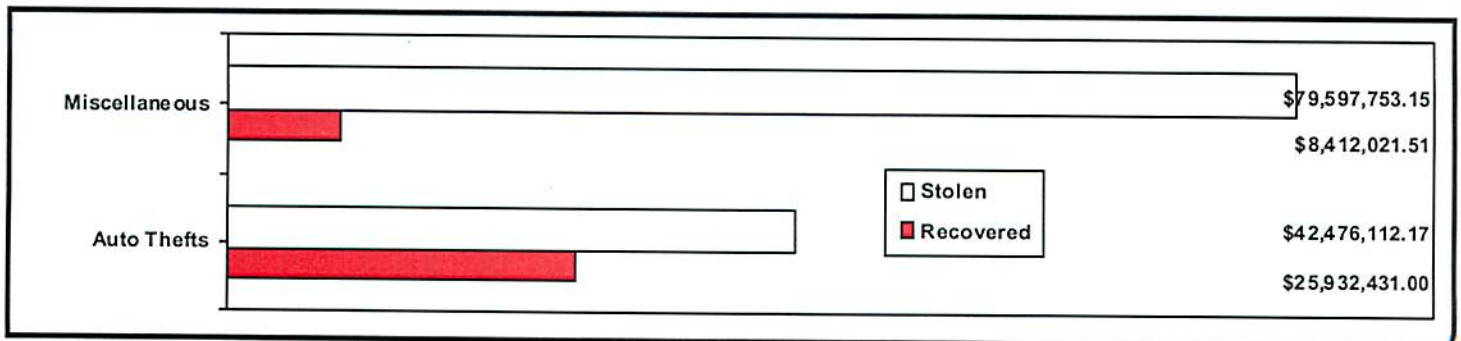
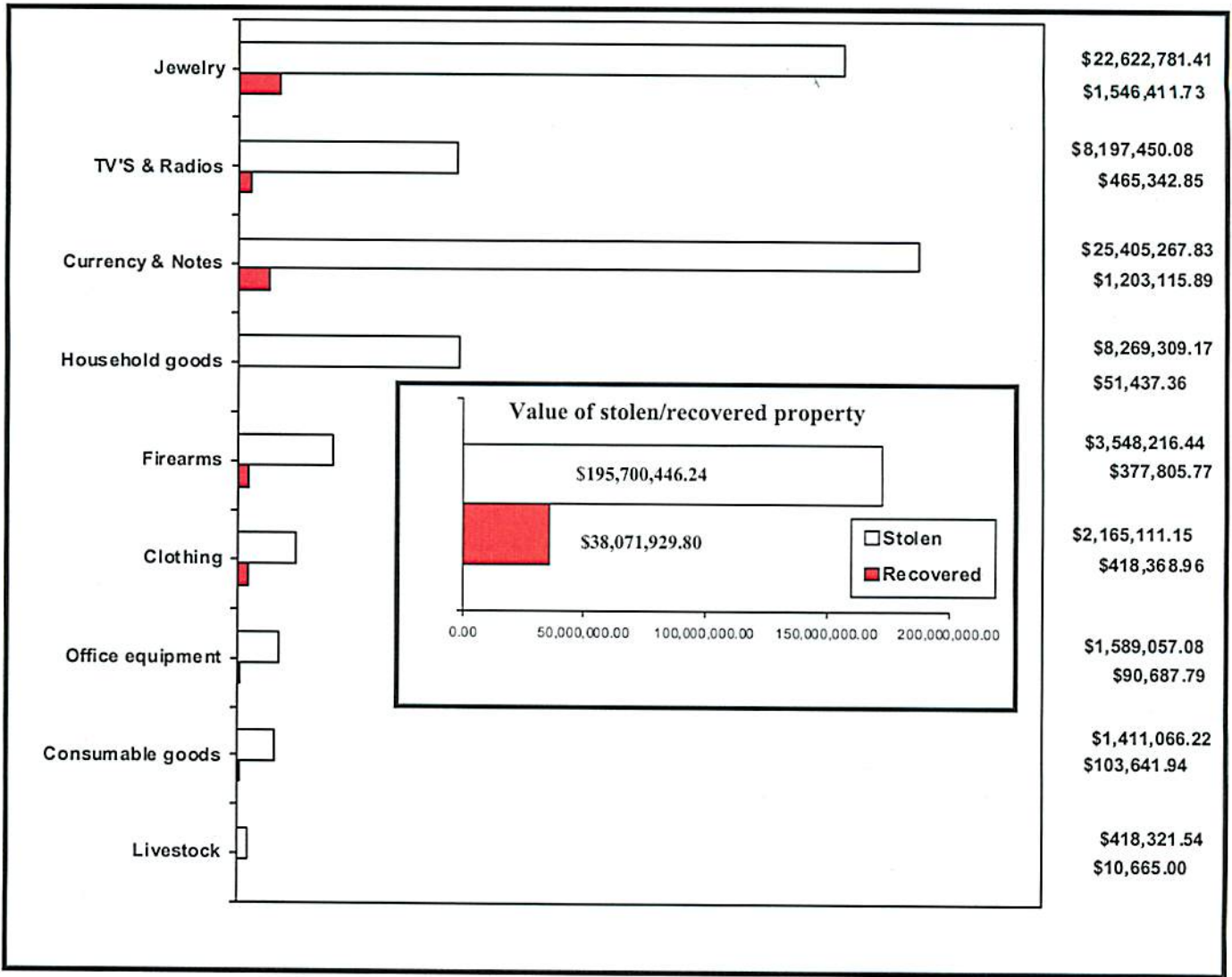
THE COST OF LARCENY

The table below shows the different types of larcenies reported in Kentucky during 2010 by classifications. The number of offenses in each classification as well as the value of the stolen property is shown below.

CLASSIFICATION	NUMBER OF OFFENSES	PERCENT OF DISTRIBUTION	TOTAL VALUE	AVERAGE VALUE
Pocket Picking	267	0.4%	\$ 61,526.18	\$ 230.44
Purse Snatching	560	0.8%	\$ 120,558.31	\$ 215.28
Shoplifting	14,857	20%	\$ 2,268,858.29	\$ 152.71
From Autos	22,467	30%	\$16,651,629.29	\$ 741.16
Auto Parts and Accessories	3,694	5%	\$ 2,487,969.95	\$ 673.52
Bicycles	1,630	2.2%	\$ 389,345.16	\$ 238.86
From Buildings	7,358	10%	\$ 6,488,295.90	\$ 881.80
From Coin Operated Machines	162	0.2%	\$ 55,254.64	\$ 341.08
Livestock	44	0.6%	\$ 148,355.53	\$ 3,371.72
Farm Equipment	475	0.6%	\$ 1,962,978.58	\$ 4,132.59
All Other	22,671	31%	\$62,032,070.35	\$ 2,736.19
TOTAL	74,185	100%	\$92,666,842.18	\$1,249.13

VALUE OF PROPERTY STOLEN/RECOVERED

The estimated value of property reported stolen and recovered in Kentucky during 2009 is illustrated by the graph below. (Graph only shows stolen and recovered value ratios for each category. Categories should not be compared to each other.)



AUTO THEFT

DEFINITION

Auto Theft includes all thefts and attempted thefts of motor vehicles.

NUMBER OF AUTO THEFTS	CLEARANCES	RATE
6,075	1,043	17%

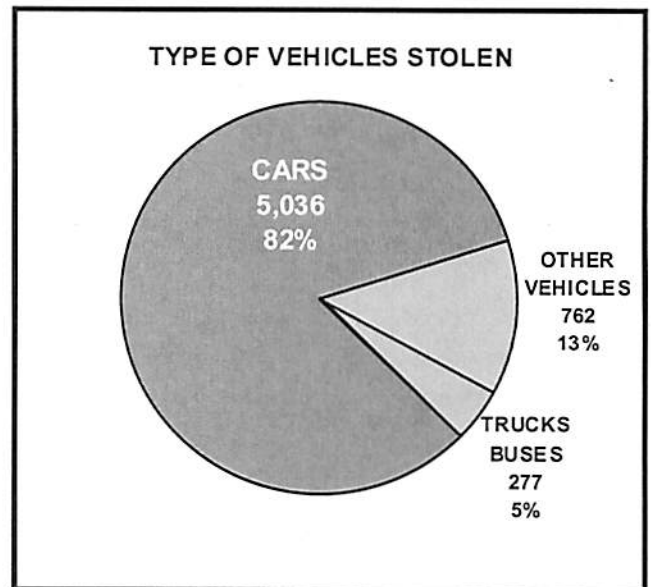
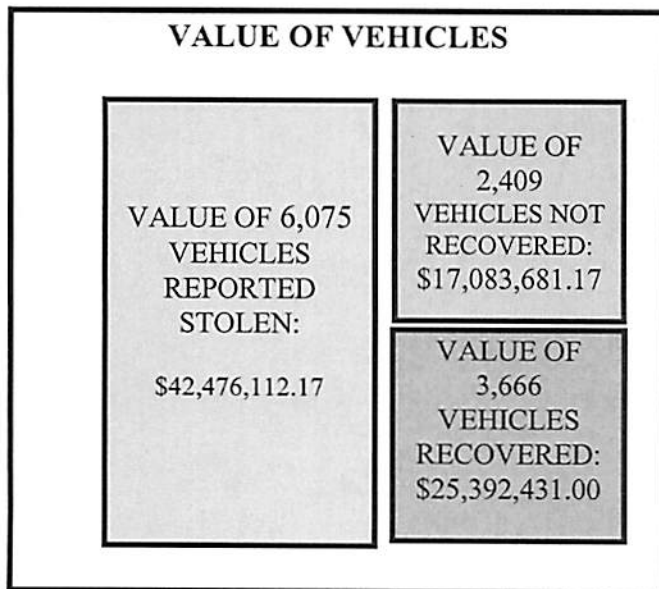
**AUTO THEFT WAS COMMITTED
EVERY 1 HOUR, 26 MINUTES**

THE COST OF AUTO THEFT






The value of stolen vehicles as well as recovered and non-recovered vehicles is shown in the chart below.

Of the 6,075 vehicles stolen, 60.3% were recovered. These figures do not include vehicles stolen out of state and recovered in Kentucky.

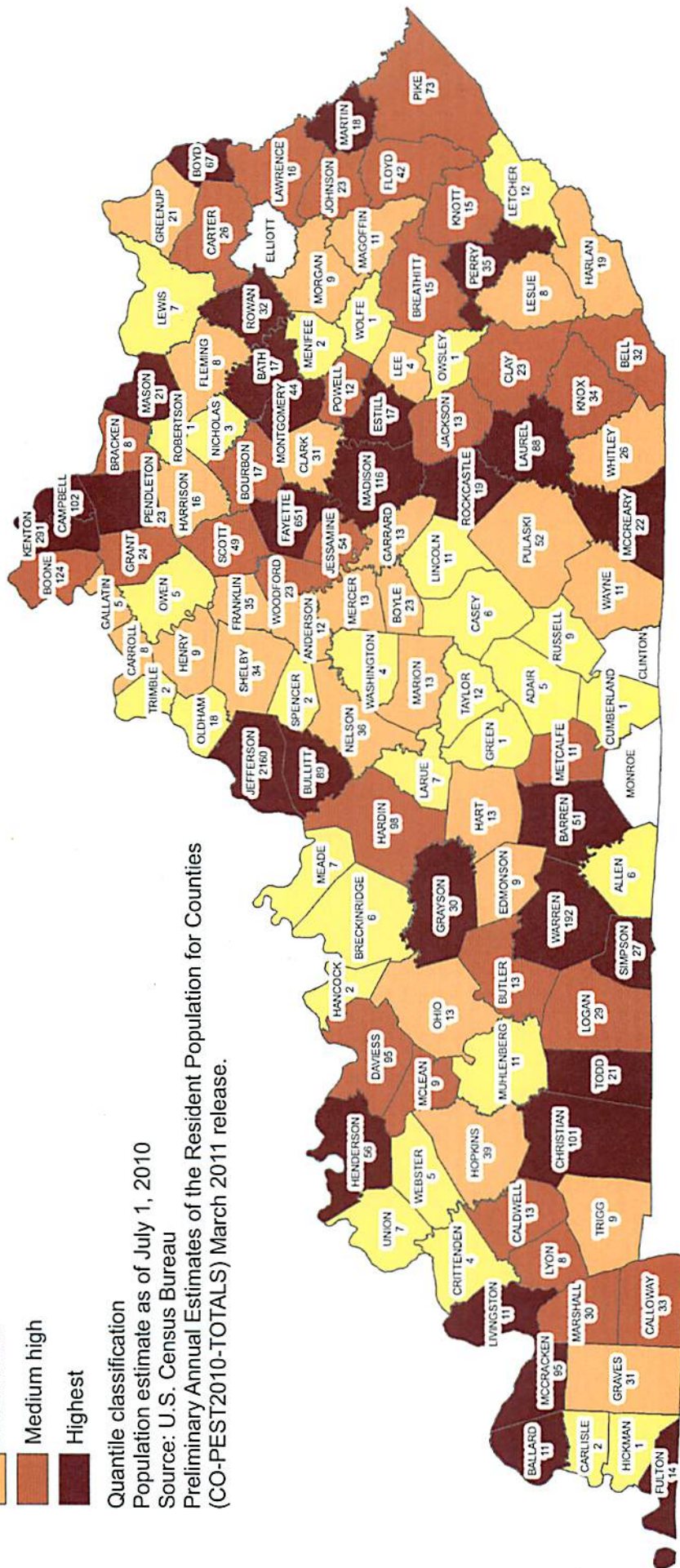
A breakdown, by type of vehicles stolen, is shown in the chart below. Cars include automobiles, taxi cabs, and other passenger vehicles. Other vehicles stolen include mopeds, motorcycles, motor scooters, trail bikes, etc.



Per capita rate ranking

-  No offenses reported
-  Lowest
-  Medium low
-  Medium high
-  Highest

Quantile classification
Population estimate as of July 1, 2010
Source: U.S. Census Bureau
Preliminary Annual Estimates of the Resident Population for Counties
(CO-PEST2010-TOTALS) March 2011 release.



Year 2010

Auto theft offenses by county.

ARSON

DEFINITION

Arson includes any willful or malicious burning or attempt to burn (with or without intent to defraud) a residence, public building, motor vehicle or aircraft, personal property of another, etc. Only fires determined to have been willfully or maliciously set are classified as arson.

NUMBER OF ARSON	CLEARANCES	RATE
711	161	23%

The chart below shows the number of arsons by property classification, total arsons cleared, and the estimated value of property damage or destruction.

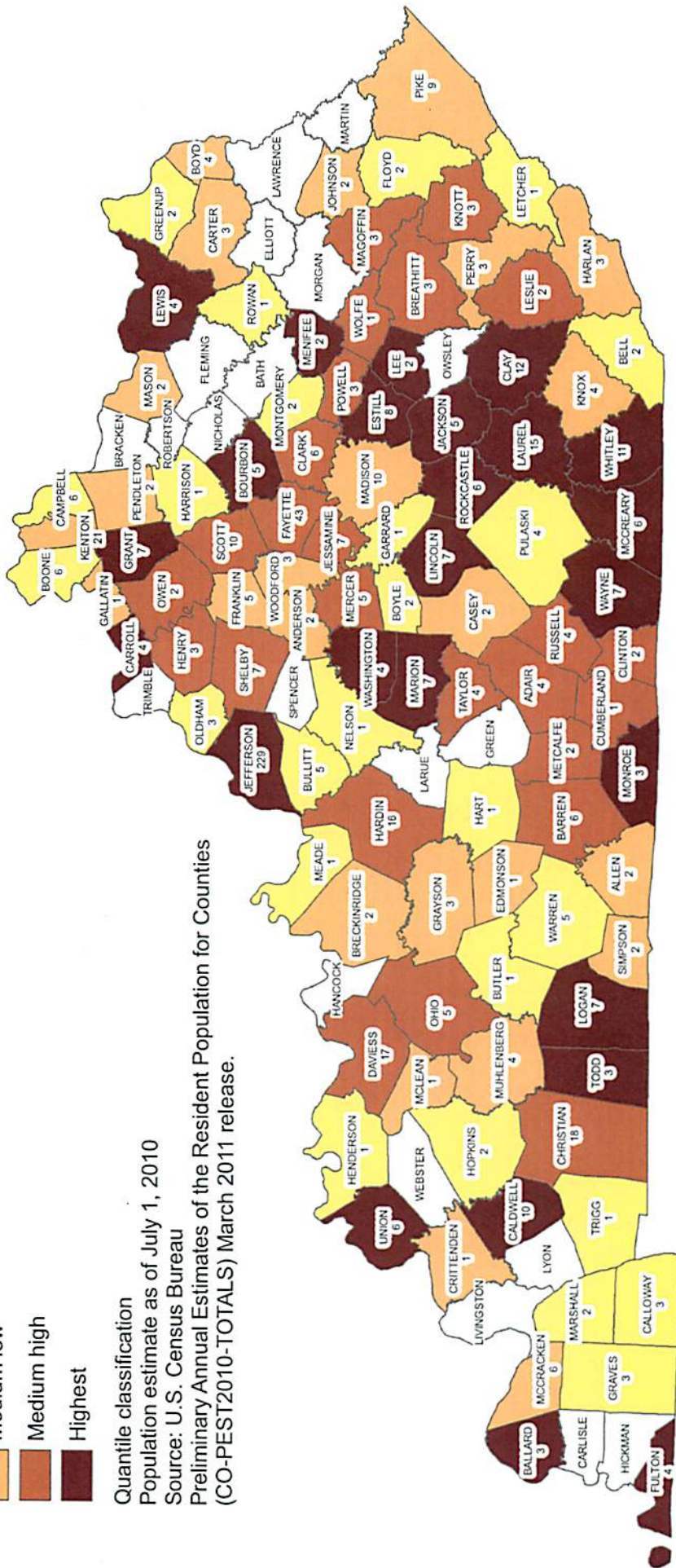
**ARSON WAS COMMITTED EVERY
12 HOURS, 19 MINUTES**

PROPERTY CLASSIFICATION	NUMBER OF OFFENSES	ESTIMATED VALUE OF PROPERTY DAMAGED
Single Occupancy Residential (Houses, Townhouses, Duplexes, etc.)	239	\$ 9,501,943.70
Other Residential (Apartments, Flats, Hotels, Motels, Dorms, etc.)	81	\$ 2,494,937.00
Storage (Barns, Garages, Warehouses, etc.)	38	\$ 195,904.00
Industrial/Manufacturing	3	\$ 50.00
Other Commercial (Stores, Restaurants, Offices, etc.)	24	\$ 1,041,865.70
Community/Public (Churches, Jails, Schools, Colleges, Hospitals, etc.)	34	\$ 115,866.00
All Other Structures (Outbuildings, Monuments, Buildings under Construction, etc.)	22	\$ 371,501.00
TOTAL STRUCTURE	441	\$ 13,722,067.40
Motor Vehicles (Autos, Trucks, Buses, Motorcycles, etc.)	151	\$ 705,009.00
Other Mobile Property (Trailers, Recreational Vehicles, Airplanes, Boats, etc.)	13	\$ 114,784.00
TOTAL MOBILE	164	\$ 819,793.00
TOTAL OTHER (Fences, Crops, Timber, etc.)	106	\$ 381,486.50
GRAND TOTAL	711	\$ 14,923,346.90

Per capita rate ranking

- No offenses reported
- Lowest
- Medium low
- Medium high
- Highest

Quantile classification
 Population estimate as of July 1, 2010
 Source: U.S. Census Bureau
 Preliminary Annual Estimates of the Resident Population for Counties
 (CO-PEST2010-TOTALS) March 2011 release.



Year 2010

Arson offenses by county.

2010 KENTUCKY OFFENSES BY COUNTY AND AGENCY

COUNTY CONTRIBUTING AGENCY	MURDER	RAPE	ROBBERY	ASSAULT	BURGLARY	LARCENY	AUTO THEFT	ARSON	TOTAL
ADAIR	0	9	0	4	58	66	5	4	146
STATE POLICE	0	7	0	3	37	35	2	3	87
SHERIFF	0	1	0	0	9	6	1	0	17
COLUMBIA	0	1	0	1	12	25	2	1	42
ALL OTHER AGENCIES	0	0	0	0	0	0	0	0	0
ALLEN	0	7	0	7	59	58	6	2	139
STATE POLICE	0	1	0	1	3	3	0	0	8
SHERIFF	0	6	0	6	56	55	6	2	131
SCOTTSVILLE	0	0	0	0	0	0	0	0	0
ALL OTHER AGENCIES	0	0	0	0	0	0	0	0	0
ANDERSON	1	12	6	15	65	127	12	2	240
STATE POLICE	1	4	1	3	8	26	3	2	48
SHERIFF	0	2	1	3	41	56	3	0	106
LAWRENCEBURG	0	6	4	9	16	45	6	0	86
ALL OTHER AGENCIES	0	0	0	0	0	0	0	0	0
BALLARD	0	2	1	9	55	148	11	3	229
STATE POLICE	0	2	0	1	0	1	0	0	4
SHERIFF	0	0	1	7	55	144	11	3	221
LACENTER	0	0	0	1	0	3	0	0	4
ALL OTHER AGENCIES	0	0	0	0	0	0	0	0	0
BARREN	0	5	9	31	168	390	51	6	660
STATE POLICE	0	2	0	2	7	23	5	1	40
SHERIFF	0	0	2	8	86	58	19	1	174
BARREN COUNTY DRUG TF	0	0	0	1	1	0	0	0	2
CAVE CITY	0	0	0	3	9	49	7	0	68
GLASGOW	0	3	7	17	65	260	20	4	376
PARK CITY	0	0	0	0	0	0	0	0	0
ALL OTHER AGENCIES	0	0	0	0	0	0	0	0	0
BATH	0	3	4	5	62	62	17	0	153
STATE POLICE	0	2	4	3	59	44	17	0	129
SHERIFF	0	0	0	0	0	0	0	0	0
OWINGSVILLE	0	1	0	2	3	18	0	0	24
ALL OTHER AGENCIES	0	0	0	0	0	0	0	0	0
BELL	1	5	15	24	161	671	32	2	911
STATE POLICE	0	2	0	3	32	26	1	1	65
SHERIFF	0	0	0	5	20	47	15	0	87
MIDDLESBORO	1	2	15	14	96	561	13	1	703
PINEVILLE	0	1	0	1	13	37	3	0	55
ALL OTHER AGENCIES	0	0	0	1	0	0	0	0	1
BOONE	2	17	39	66	544	2,418	124	6	3,216
STATE POLICE	0	1	0	0	0	1	0	0	2
SHERIFF	2	7	14	46	342	1,110	68	2	1,591
FLORENCE	0	9	25	20	202	1,231	56	4	1,547
CIN - N KY AIRPORT	0	0	0	0	0	74	0	0	74
ALL OTHER AGENCIES	0	0	0	0	0	2	0	0	2
BOURBON	0	10	11	12	130	213	17	5	398
STATE POLICE	0	5	3	1	32	24	1	5	71
SHERIFF	0	0	0	0	19	35	0	0	54
MLLERSBURG	0	3	0	1	3	1	0	0	8

2010 KENTUCKY OFFENSES BY COUNTY AND AGENCY

COUNTY CONTRIBUTING AGENCY	MURDER	RAPE	ROBBERY	ASSAULT	BURGLARY	LARCENY	AUTO THEFT	ARSON	TOTAL
PARIS	0	2	8	10	76	153	16	0	265
ALL OTHER AGENCIES	0	0	0	0	0	0	0	0	0
BOYD	0	9	55	56	544	1,277	67	4	2,012
STATE POLICE	0	1	0	3	28	60	4	2	98
SHERIFF	0	2	8	22	72	171	9	0	284
ASHLAND	0	6	47	28	421	991	52	1	1,546
CATLETTSBURG	0	0	0	3	23	54	2	1	83
FIVCO DRUG TASK FORCE	0	0	0	0	0	0	0	0	0
ALL OTHER AGENCIES	0	0	0	0	0	1	0	0	1
BOYLE	1	11	25	40	173	583	23	2	858
STATE POLICE	0	1	0	5	2	10	0	1	19
SHERIFF	0	0	0	8	23	74	5	0	110
DANVILLE	1	10	24	26	142	490	17	1	711
JUNCTION CITY	0	0	1	1	6	9	1	0	18
PERRYVILLE	0	0	0	0	0	0	0	0	0
ALL OTHER AGENCIES	0	0	0	0	0	0	0	0	0
BRACKEN	0	1	0	3	76	58	8	0	146
STATE POLICE	0	1	0	1	9	6	2	0	19
SHERIFF	0	0	0	2	58	48	4	0	112
AUGUSTA	0	0	0	0	9	4	2	0	15
BROOKSVILLE	0	0	0	0	0	0	0	0	0
ALL OTHER AGENCIES	0	0	0	0	0	0	0	0	0
BREATHITT	6	3	2	5	64	66	15	3	164
STATE POLICE	6	3	2	4	49	46	13	2	125
SHERIFF	0	0	0	0	0	0	0	0	0
JACKSON	0	0	0	1	15	20	2	1	39
ALL OTHER AGENCIES	0	0	0	0	0	0	0	0	0
BRECKINRIDGE	1	4	1	0	30	28	6	2	72
STATE POLICE	0	3	0	0	6	11	0	2	22
SHERIFF	1	0	1	0	20	13	5	0	40
HARDINSBURG	0	0	0	0	2	4	1	0	7
CLOVERPORT	0	1	0	0	2	0	0	0	3
IRVINGTON	0	0	0	0	0	0	0	0	0
ALL OTHER AGENCIES	0	0	0	0	0	0	0	0	0
BULLITT	3	95	15	48	458	842	89	5	1,555
STATE POLICE	0	1	0	4	0	3	7	1	16
SHERIFF	1	87	4	22	289	372	45	2	822
SHEPHERDSVILLE	1	5	4	7	66	198	15	1	297
LEBANON JUNCTION	0	0	1	1	5	5	4	0	16
MT. WASHINGTON	0	1	1	8	50	123	11	1	195
HILLVIEW	0	0	4	6	47	139	7	0	203
PIONEER VILLAGE	1	1	1	0	1	2	0	0	6
ALL OTHER AGENCIES	0	0	0	0	0	0	0	0	0
BUTLER	1	12	0	7	19	13	13	1	66
STATE POLICE	1	12	0	4	10	3	6	1	37
SHERIFF	0	0	0	2	6	7	6	0	21
MORGANTOWN	0	0	0	1	3	3	1	0	8
ALL OTHER AGENCIES	0	0	0	0	0	0	0	0	0
CALDWELL	0	3	12	21	99	174	13	10	332

2010 KENTUCKY OFFENSES BY COUNTY AND AGENCY

COUNTY CONTRIBUTING AGENCY	MURDER	RAPE	ROBBERY	ASSAULT	BURGLARY	LARCENY	AUTO THEFT	ARSON	TOTAL
STATE POLICE	0	2	0	0	7	4	0	1	14
SHERIFF	0	0	0	6	40	42	5	1	94
PRINCETON	0	1	12	15	52	127	8	8	223
ALL OTHER AGENCIES	0	0	0	0	0	1	0	0	1
CALLOWAY	2	19	8	17	368	921	33	3	1,371
STATE POLICE	0	6	1	4	23	24	1	2	61
SHERIFF	1	4	1	7	179	250	18	1	461
MURRAY	1	8	6	6	159	498	13	0	691
MURRAY STATE UNIV.	0	1	0	0	7	149	1	0	158
ALL OTHER AGENCIES	0	0	0	0	0	0	0	0	0
CAMPBELL	4	14	57	102	536	2,123	102	6	2,944
STATE POLICE	0	0	0	0	0	2	1	0	3
SHERIFF	0	0	0	0	0	0	0	0	0
BELLEVUE	0	0	4	3	45	239	10	0	301
CAMPBELL CO PD	0	2	0	4	72	116	4	0	198
DAYTON	0	1	2	7	36	92	7	1	146
FT. THOMAS	0	4	1	2	45	185	8	0	245
HIGHLAND HEIGHTS	0	2	4	59	46	93	6	0	210
NEWPORT	4	4	37	17	218	873	49	3	1,205
ALEXANDRIA	0	1	1	7	21	187	3	0	220
COLD SPRINGS	0	0	6	2	14	153	10	0	185
SILVER GROVE	0	0	0	0	9	12	0	0	21
WILDER	0	0	2	1	8	65	3	0	79
NORTHERN KY UNIV.	0	0	0	0	22	106	1	2	131
ALL OTHER AGENCIES	0	0	0	0	0	0	0	0	0
CARLISLE	0	1	0	2	11	14	2	0	30
STATE POLICE	0	1	0	2	6	4	1	0	14
SHERIFF	0	0	0	0	5	9	1	0	15
BARDWELL	0	0	0	0	0	1	0	0	1
ALL OTHER AGENCIES	0	0	0	0	0	0	0	0	0
CARROLL	0	7	0	10	32	77	8	4	138
STATE POLICE	0	7	0	3	7	11	2	4	34
SHERIFF	0	0	0	1	2	4	1	0	8
CARROLLTON	0	0	0	6	23	62	5	0	96
ALL OTHER AGENCIES	0	0	0	0	0	0	0	0	0
CARTER	0	9	4	10	157	168	26	3	377
STATE POLICE	0	7	1	7	99	63	13	2	192
SHERIFF	0	0	0	2	14	17	6	1	40
GRAYSON	0	2	3	0	37	64	6	0	112
OLIVE HILL	0	0	0	1	5	19	1	0	26
ALL OTHER AGENCIES	0	0	0	0	2	5	0	0	7
CASEY	0	3	3	6	98	71	6	2	189
STATE POLICE	0	3	1	2	13	7	1	2	29
SHERIFF	0	0	1	2	79	61	4	0	147
LIBERTY	0	0	1	2	6	3	1	0	13
ALL OTHER AGENCIES	0	0	0	0	0	0	0	0	0
CHRISTIAN	6	37	68	99	644	1,196	101	18	2,169
STATE POLICE	1	3	11	1	23	32	5	0	76
SHERIFF	1	3	3	8	174	202	31	4	426

2010 KENTUCKY OFFENSES BY COUNTY AND AGENCY

COUNTY CONTRIBUTING AGENCY	MURDER	RAPE	ROBBERY	ASSAULT	BURGLARY	LARCENY	AUTO THEFT	ARSON	TOTAL
CHRISTIAN COUNTY P.D.	0	0	0	0	0	0	0	0	0
HOPKINSVILLE	4	25	45	75	336	815	42	11	1,353
CROFTON	0	0	0	0	0	0	0	0	0
PEMBROKE	0	0	0	0	0	0	0	0	0
PENNYRILE NARC T.F.	0	0	0	0	0	0	0	0	0
OAK GROVE	0	6	9	15	111	147	23	3	314
ALL OTHER AGENCIES	0	0	0	0	0	0	0	0	0
CLARK	5	8	21	61	350	711	31	6	1,193
STATE POLICE	3	2	0	1	0	2	1	0	9
SHERIFF	0	0	2	2	86	108	10	0	208
WINCHESTER	2	6	19	52	264	596	20	6	965
CLARK CO. SCHOOL ENFC.	0	0	0	6	0	5	0	0	11
ALL OTHER AGENCIES	0	0	0	0	0	0	0	0	0
CLAY	1	4	3	22	57	136	23	12	258
STATE POLICE	1	4	2	9	18	31	5	12	82
SHERIFF	0	0	1	10	23	61	16	0	111
MANCHESTER	0	0	0	2	16	44	2	0	64
CLAY CO. SCHOOLS P.D.	0	0	0	0	0	0	0	0	0
ALL OTHER AGENCIES	0	0	0	1	0	0	0	0	1
CLINTON	0	3	0	0	5	2	0	2	12
STATE POLICE	0	3	0	0	5	2	0	2	12
SHERIFF	0	0	0	0	0	0	0	0	0
ALBANY	0	0	0	0	0	0	0	0	0
ALL OTHER AGENCIES	0	0	0	0	0	0	0	0	0
CRITTENDEN	0	1	0	5	30	49	4	1	90
STATE POLICE	0	0	0	4	8	3	1	0	16
SHERIFF	0	0	0	0	8	8	1	1	18
MARION POLICE	0	1	0	1	14	38	2	0	56
ALL OTHER AGENCIES	0	0	0	0	0	0	0	0	0
CUMBERLAND	0	1	0	0	6	10	1	1	19
STATE POLICE	0	1	0	0	3	4	0	1	9
SHERIFF	0	0	0	0	0	4	1	0	5
BURKESVILLE	0	0	0	0	3	2	0	0	5
ALL OTHER AGENCIES	0	0	0	0	0	0	0	0	0
DAVIESS	4	41	29	74	465	2,029	95	17	2,754
STATE POLICE	0	0	0	5	18	39	3	0	65
SHERIFF	2	6	2	4	77	268	14	4	377
OWENSBORO	2	35	27	65	369	1,722	78	13	2,311
ALL OTHER AGENCIES	0	0	0	0	1	0	0	0	1
EDMONSON	1	32	0	7	45	38	9	1	133
STATE POLICE	1	31	0	2	21	10	4	0	69
SHERIFF	0	1	0	3	20	28	3	0	55
BROWNSVILLE	0	0	0	2	4	0	2	1	9
ALL OTHER AGENCIES	0	0	0	0	0	0	0	0	0
ELLIOTT	0	3	2	3	17	7	0	0	32
STATE POLICE	0	3	2	3	17	7	0	0	32
SHERIFF	0	0	0	0	0	0	0	0	0
ALL OTHER AGENCIES	0	0	0	0	0	0	0	0	0
ESTILL	2	3	6	9	107	138	17	8	290

2010 KENTUCKY OFFENSES BY COUNTY AND AGENCY

COUNTY CONTRIBUTING AGENCY	MURDER	RAPE	ROBBERY	ASSAULT	BURGLARY	LARCENY	AUTO THEFT	ARSON	TOTAL
STATE POLICE	2	2	1	3	33	24	8	8	81
SHERIFF	0	0	4	4	49	76	5	0	138
IRVINE	0	1	1	2	24	38	3	0	69
RAVENNA	0	0	0	0	1	0	1	0	2
ALL OTHER AGENCIES	0	0	0	0	0	0	0	0	0
FAYETTE	19	91	609	1,060	2,715	8,576	651	43	13,764
STATE POLICE	0	3	2	1	1	12	4	0	23
SHERIFF	0	0	0	0	0	0	0	0	0
LEXINGTON	19	87	593	1,025	2,679	7,704	641	41	12,789
UK POLICE DEPARTMENT	0	1	11	6	28	590	5	2	643
FAYETTE CO. SCHOOLS	0	0	3	28	7	229	0	0	267
BLUEGRASS AIRPORT	0	0	0	0	0	5	1	0	6
KY HORSE PARK	0	0	0	0	0	35	0	0	35
ALL OTHER AGENCIES	0	0	0	0	0	1	0	0	1
FLEMING	0	2	0	7	40	86	8	0	143
STATE POLICE	0	2	0	7	12	13	5	0	39
SHERIFF	0	0	0	0	13	19	3	0	35
FLEMINGSBURG	0	0	0	0	15	54	0	0	69
ALL OTHER AGENCIES	0	0	0	0	0	0	0	0	0
FLOYD	1	18	18	30	193	241	42	2	545
STATE POLICE	1	17	14	17	126	95	26	0	296
SHERIFF	0	0	0	0	40	56	11	1	108
ALLEN	0	0	0	0	0	0	0	0	0
MARTIN	0	0	0	0	0	0	0	0	0
PRESTONSBURG	0	1	4	13	26	84	5	1	134
WAYLAND	0	0	0	0	0	0	0	0	0
WHEELWRIGHT	0	0	0	0	1	0	0	0	1
ALL OTHER AGENCIES	0	0	0	0	0	6	0	0	6
FRANKLIN	5	10	48	35	304	1,020	35	5	1,462
STATE POLICE	0	1	2	5	36	79	9	2	134
SHERIFF	0	3	4	6	66	105	7	0	191
ALCOHOL BEV. CONTROL	0	0	0	0	0	0	0	0	0
FISH & WILDLIFE	0	0	0	0	0	0	0	0	0
PARK SECURITY	0	0	0	0	0	0	0	0	0
FRANKFORT	5	6	42	23	188	745	18	3	1,030
KY STATE UNIVERSITY	0	0	0	1	14	91	1	0	107
MOTOR VEHICLE ENFC.	0	0	0	0	0	0	0	0	0
KY INSURANCE FRAUD	0	0	0	0	0	0	0	0	0
KY BUREAU OF INVEST.	0	0	0	0	0	0	0	0	0
KY DEPT. OF AGRICULTURE	0	0	0	0	0	0	0	0	0
ALL OTHER AGENCIES	0	0	0	0	0	0	0	0	0
FULTON	0	6	1	8	31	98	14	4	162
STATE POLICE	0	0	0	0	1	4	0	0	5
SHERIFF	0	0	0	2	8	23	3	2	38
FULTON	0	6	1	6	22	71	11	2	119
HICKMAN	0	0	0	0	0	0	0	0	0
ALL OTHER AGENCIES	0	0	0	0	0	0	0	0	0
GALLATIN	0	6	1	2	26	36	5	1	77
STATE POLICE	0	6	1	1	13	9	0	1	31

2010 KENTUCKY OFFENSES BY COUNTY AND AGENCY

COUNTY CONTRIBUTING AGENCY	MURDER	RAPE	ROBBERY	ASSAULT	BURGLARY	LARCENY	AUTO THEFT	ARSON	TOTAL
SHERIFF	0	0	0	1	8	17	2	0	28
GALLATIN COUNTY P.D.	0	0	0	0	0	0	0	0	0
GLENCOE	0	0	0	0	0	0	0	0	0
SPARTA	0	0	0	0	0	0	0	0	0
WARSAW	0	0	0	0	5	10	3	0	18
ALL OTHER AGENCIES	0	0	0	0	0	0	0	0	0
GARRARD	0	9	0	3	58	125	13	1	209
STATE POLICE	0	8	0	0	20	18	3	1	50
SHERIFF	0	0	0	0	15	46	7	0	68
LANCASTER	0	1	0	3	23	61	3	0	91
ALL OTHER AGENCIES	0	0	0	0	0	0	0	0	0
GRANT	0	6	5	14	170	263	24	7	489
STATE POLICE	0	6	4	10	70	99	6	4	199
SHERIFF	0	0	0	2	70	90	6	2	170
DRY RIDGE POLICE DEPT.	0	0	1	0	1	6	4	0	12
WILLIAMSTOWN	0	0	0	2	29	68	8	1	108
ALL OTHER AGENCIES	0	0	0	0	0	0	0	0	0
GRAVES	0	20	13	54	221	351	31	3	693
STATE POLICE	0	4	1	8	37	67	8	1	126
SHERIFF	0	3	3	15	93	116	11	0	241
MAYFIELD	0	13	8	30	91	167	12	2	323
WINGO	0	0	0	0	0	0	0	0	0
GRAVES CO. SCHOOLS	0	0	0	0	0	1	0	0	1
ALL OTHER AGENCIES	0	0	1	1	0	0	0	0	2
GRAYSON	1	13	1	16	100	199	30	3	363
STATE POLICE	1	11	0	6	5	5	5	3	36
SHERIFF	0	0	1	0	45	65	15	0	126
CANEYVILLE	0	0	0	0	0	0	0	0	0
CLARKSON	0	0	0	0	3	3	0	0	6
LEITCHFIELD	0	2	0	10	47	126	10	0	195
ALL OTHER AGENCIES	0	0	0	0	0	0	0	0	0
GREEN	1	4	1	3	14	18	1	0	42
STATE POLICE	1	3	0	1	6	1	1	0	13
SHERIFF	0	1	0	1	3	2	0	0	7
GREENSBURG	0	0	1	1	5	15	0	0	22
ALL OTHER AGENCIES	0	0	0	0	0	0	0	0	0
GREENUP	1	5	10	17	193	248	21	2	497
STATE POLICE	0	3	0	7	57	65	9	1	142
SHERIFF	1	2	0	0	38	9	2	0	52
BELLEFONTE	0	0	0	0	1	5	0	0	6
FLATWOODS	0	0	6	3	60	49	5	1	124
GREENUP	0	0	0	0	1	5	1	0	7
RACELAND	0	0	0	1	6	17	4	0	28
SOUTH SHORE	0	0	1	4	2	1	0	0	8
RUSSELL	0	0	3	1	20	82	0	0	106
WORTHINGTON	0	0	0	1	8	5	0	0	14
WURLAND	0	0	0	0	0	0	0	0	0
ALL OTHER AGENCIES	0	0	0	0	0	10	0	0	10
HANCOCK	0	0	0	2	13	25	2	0	42

2010 KENTUCKY OFFENSES BY COUNTY AND AGENCY

COUNTY CONTRIBUTING AGENCY	MURDER	RAPE	ROBBERY	ASSAULT	BURGLARY	LARCENY	AUTO THEFT	ARSON	TOTAL
STATE POLICE	0	0	0	0	4	1	0	0	5
SHERIFF	0	0	0	0	8	18	1	0	27
HAWESVILLE	0	0	0	0	1	1	1	0	3
LEWISPORT	0	0	0	2	0	5	0	0	7
ALL OTHER AGENCIES	0	0	0	0	0	0	0	0	0
HARDIN	2	33	42	184	465	1,509	98	16	2,349
STATE POLICE	2	10	4	11	98	82	29	3	239
SHERIFF	0	0	1	6	33	45	5	0	90
ELIZABETHTOWN	0	13	22	18	140	811	33	8	1,045
RADCLIFF	0	10	13	144	173	517	24	4	885
VINE GROVE	0	0	2	5	20	50	7	0	84
WEST POINT	0	0	0	0	1	3	0	1	5
GTR HARDIN TASK FORCE	0	0	0	0	0	1	0	0	1
ALL OTHER AGENCIES	0	0	0	0	0	0	0	0	0
HARLAN	0	15	6	33	184	260	19	3	520
STATE POLICE	0	6	3	10	117	112	15	0	263
SHERIFF	0	8	1	12	31	45	0	3	100
BENHAM	0	0	0	0	1	0	0	0	1
CUMBERLAND	0	0	0	2	9	10	2	0	23
EVARTS	0	0	0	0	2	2	0	0	4
HARLAN	0	1	2	6	10	78	2	0	99
WALLINS	0	0	0	0	0	0	0	0	0
LYNCH	0	0	0	1	2	1	0	0	4
LOYALL	0	0	0	2	12	12	0	0	26
ALL OTHER AGENCIES	0	0	0	0	0	0	0	0	0
HARRISON	0	8	10	16	177	446	16	1	674
STATE POLICE	0	5	0	1	11	26	1	1	45
SHERIFF	0	0	6	6	107	150	5	0	274
CYNTHIANA	0	3	4	9	59	270	10	0	355
ALL OTHER AGENCIES	0	0	0	0	0	0	0	0	0
HART	0	12	1	16	56	35	13	1	134
STATE POLICE	0	2	1	9	40	10	8	1	71
SHERIFF	0	0	0	4	8	9	3	0	24
HORSE CAVE	0	0	0	1	4	5	0	0	10
MUNFORDVILLE	0	10	0	2	4	11	2	0	29
ALL OTHER AGENCIES	0	0	0	0	0	0	0	0	0
HENDERSON	0	7	9	24	255	940	56	1	1,292
STATE POLICE	0	1	0	4	10	28	1	0	44
SHERIFF	0	3	1	8	71	84	12	1	180
HENDERSON	0	3	8	12	174	828	43	0	1,068
ALL OTHER AGENCIES	0	0	0	0	0	0	0	0	0
HENRY	0	5	2	13	59	65	9	3	156
STATE POLICE	0	5	2	7	48	40	6	1	109
SHERIFF	0	0	0	0	4	0	0	1	5
CAMPBELLSBURG	0	0	0	0	0	0	0	0	0
EMINENCE	0	0	0	6	7	25	3	1	42
NEW CASTLE	0	0	0	0	0	0	0	0	0
PLEASUREVILLE	0	0	0	0	0	0	0	0	0
ALL OTHER AGENCIES	0	0	0	0	0	0	0	0	0

2010 KENTUCKY OFFENSES BY COUNTY AND AGENCY

COUNTY CONTRIBUTING AGENCY	MURDER	RAPE	ROBBERY	ASSAULT	BURGLARY	LARCENY	AUTO THEFT	ARSON	TOTAL
HICKMAN	0	0	1	2	10	4	1	0	18
STATE POLICE	0	0	1	2	10	4	1	0	18
SHERIFF	0	0	0	0	0	0	0	0	0
CLINTON	0	0	0	0	0	0	0	0	0
ALL OTHER AGENCIES	0	0	0	0	0	0	0	0	0
HOPKINS	0	29	3	32	149	249	39	2	503
STATE POLICE	0	0	0	8	16	27	2	1	54
SHERIFF	0	25	2	12	115	148	30	1	333
DAWSON SPRINGS	0	3	0	7	11	20	4	0	45
EARLINGTON	0	1	0	0	1	2	1	0	5
MADISONVILLE	0	0	1	4	4	44	0	0	53
MORTON'S GAP	0	0	0	0	0	1	1	0	2
NORTONVILLE	0	0	0	1	2	7	1	0	11
ALL OTHER AGENCIES	0	0	0	0	0	0	0	0	0
JACKSON	1	3	2	6	65	71	13	5	166
STATE POLICE	1	3	1	6	35	17	7	5	75
SHERIFF	0	0	1	0	30	54	6	0	91
MCKEE	0	0	0	0	0	0	0	0	0
ALL OTHER AGENCIES	0	0	0	0	0	0	0	0	0
JEFFERSON	53	239	1,734	1,996	8,202	21,954	2,160	229	36,567
STATE POLICE	0	0	0	2	0	11	2	0	15
SHERIFF	0	0	0	0	0	0	0	0	0
LOUISVILLE METRO	52	225	1,603	1,851	7,577	20,011	1,970	223	33,512
ST. MATTHEWS	0	1	14	21	124	612	23	0	795
SHIVELY	1	5	67	28	202	445	87	1	836
ANCHORAGE	0	0	0	2	11	13	0	0	26
JEFFERSONTOWN	0	6	33	12	116	400	41	0	608
WEST BUECHEL	0	0	0	0	0	0	0	0	0
UNIV. OF LOUISVILLE SECUR.	0	1	8	2	27	265	5	2	310
FAIRGROUND SECURITY	0	0	0	0	0	12	1	0	13
INDIAN HILLS	0	0	1	2	18	16	1	0	38
AUDUBON PARK	0	0	0	14	21	32	4	0	71
LYNNVIEW	0	0	0	0	0	0	0	0	0
HERITAGE CREEK	0	0	0	0	0	1	0	0	1
PIONEER VILLAGE	0	0	0	0	0	0	0	0	0
PROSPECT	0	0	0	0	0	0	0	0	0
JEFFERSON CO. SCHOOL SECUR.	0	0	0	60	69	54	0	3	186
REGIONAL AIRPORT AUTH.	0	0	0	0	0	13	18	0	31
MEADOWVALE POLICE DEPT.	0	0	0	1	1	6	2	0	10
HURSTBOURNE ACRES P.D.	0	0	6	0	4	6	2	0	18
STRATHMOOR VILLAGE P.D.	0	0	0	0	7	3	1	0	11
NORTHFIELD POLICE DEPT.	0	0	0	0	0	0	0	0	0
GRAYMOOR/DEVONDALE P.D.	0	0	2	0	24	53	2	0	81
HOLLOW CREEK	0	0	0	0	0	0	0	0	0
ALL OTHER AGENCIES	0	1	0	1	1	1	1	0	5
JESSAMINE	0	12	27	43	339	1,024	54	7	1,506
STATE POLICE	0	0	0	1	0	3	0	0	4
SHERIFF	0	2	1	12	32	67	3	0	117
NICHOLASVILLE	0	10	26	28	295	866	46	6	1,277

2010 KENTUCKY OFFENSES BY COUNTY AND AGENCY

COUNTY CONTRIBUTING AGENCY	MURDER	RAPE	ROBBERY	ASSAULT	BURGLARY	LARCENY	AUTO THEFT	ARSON	TOTAL
WILMORE	0	0	0	2	12	88	5	1	108
ALL OTHER AGENCIES	0	0	0	0	0	0	0	0	0
JOHNSON	1	5	4	15	45	136	23	2	231
STATE POLICE	0	2	0	4	12	13	2	1	34
SHERIFF	1	1	0	2	11	17	11	0	43
PAINTSVILLE	0	2	4	9	22	106	10	1	154
ALL OTHER AGENCIES	0	0	0	0	0	0	0	0	0
KENTON	2	71	244	164	1,180	3,450	291	21	5,423
STATE POLICE	0	0	0	0	0	0	0	0	0
SHERIFF	0	0	0	1	0	1	0	0	2
COVINGTON	1	36	189	103	696	1,424	183	12	2,644
ELSMERE	0	1	8	6	32	78	12	0	137
ERLANGER	0	18	14	10	111	560	29	3	745
FORT WRIGHT	1	0	11	4	42	361	10	1	430
KENTON CO. POLICE DEPT.	0	1	3	17	73	139	8	2	243
PARK HILLS	0	0	0	2	6	27	2	0	37
LUDLOW	0	5	9	6	59	158	9	0	246
LAKESIDE PARK	0	1	2	2	14	128	3	0	150
TAYLOR MILL	0	1	1	3	28	50	2	1	86
VILLA HILLS	0	0	0	0	8	26	1	0	35
FORT MITCHELL	0	0	2	1	24	132	15	0	174
EDGEWOOD	0	2	2	1	22	121	3	0	151
INDEPENDENCE	0	6	2	8	65	243	14	2	340
CRESCENT SPRINGS	0	0	0	0	0	0	0	0	0
NORTHERN KY TASK FORCE	0	0	1	0	0	2	0	0	3
ALL OTHER AGENCIES	0	0	0	0	0	0	0	0	0
KNOTT	0	6	3	5	73	56	15	3	161
STATE POLICE	0	6	3	5	67	43	13	3	140
SHERIFF	0	0	0	0	6	13	2	0	21
HINDMAN	0	0	0	0	0	0	0	0	0
PIPPA PASSES	0	0	0	0	0	0	0	0	0
ALL OTHER AGENCIES	0	0	0	0	0	0	0	0	0
KNOX	0	3	10	15	205	291	34	4	562
STATE POLICE	0	2	2	9	58	63	16	3	153
SHERIFF	0	1	0	6	121	128	14	1	271
BARBOURVILLE	0	0	0	0	15	35	3	0	53
ALL OTHER AGENCIES	0	0	8	0	11	65	1	0	85
LARUE	0	18	0	10	47	29	7	0	111
STATE POLICE	0	16	0	4	14	1	5	0	40
SHERIFF	0	2	0	5	25	15	2	0	49
HODGENVILLE	0	0	0	1	8	13	0	0	22
LONDON	0	0	0	0	0	0	0	0	0
ALL OTHER AGENCIES	0	0	0	0	0	0	0	0	0
LAUREL	2	16	6	27	262	551	88	15	967
STATE POLICE	1	11	2	14	71	79	30	12	220
SHERIFF	0	1	1	6	124	135	33	3	303
LONDON	1	4	3	7	64	337	25	0	441
ALL OTHER AGENCIES	0	0	0	0	3	0	0	0	3
LAWRENCE	1	1	2	8	63	86	16	0	177

2010 KENTUCKY OFFENSES BY COUNTY AND AGENCY

COUNTY CONTRIBUTING AGENCY	MURDER	RAPE	ROBBERY	ASSAULT	BURGLARY	LARCENY	AUTO THEFT	ARSON	TOTAL
STATE POLICE	1	0	1	5	14	12	6	0	39
SHERIFF	0	0	0	1	26	25	9	0	61
LOUISA	0	1	1	2	23	49	1	0	77
ALL OTHER AGENCIES	0	0	0	0	0	0	0	0	0
LEE	0	3	2	2	31	23	4	2	67
STATE POLICE	0	3	0	1	25	14	4	2	49
SHERIFF	0	0	0	0	0	0	0	0	0
BEATTYVILLE	0	0	2	1	6	9	0	0	18
ALL OTHER AGENCIES	0	0	0	0	0	0	0	0	0
LESLIE	2	3	1	4	19	19	8	2	58
STATE POLICE	2	3	1	4	19	19	8	2	58
SHERIFF	0	0	0	0	0	0	0	0	0
HYDEN	0	0	0	0	0	0	0	0	0
ALL OTHER AGENCIES	0	0	0	0	0	0	0	0	0
LETCHER	1	13	3	28	50	68	12	1	176
STATE POLICE	1	12	0	20	23	30	10	1	97
SHERIFF	0	1	1	5	21	13	1	0	42
WHITESBURG	0	0	1	2	1	18	1	0	23
JENKINS	0	0	1	1	5	7	0	0	14
FLEMING-NEON	0	0	0	0	0	0	0	0	0
ALL OTHER AGENCIES	0	0	0	0	0	0	0	0	0
LEWIS	0	1	3	5	54	28	7	4	102
STATE POLICE	0	1	0	1	7	5	3	1	18
SHERIFF	0	0	2	2	44	13	4	2	67
VANCEBURG	0	0	1	2	3	9	0	1	16
ALL OTHER AGENCIES	0	0	0	0	0	1	0	0	1
LINCOLN	0	5	4	6	94	53	11	7	180
STATE POLICE	0	5	0	3	21	19	2	7	57
SHERIFF	0	0	3	3	61	21	8	0	96
CRAB ORCHARD	0	0	0	0	0	0	0	0	0
STANFORD	0	0	1	0	11	13	1	0	26
HUSTONVILLE	0	0	0	0	0	0	0	0	0
ALL OTHER AGENCIES	0	0	0	0	1	0	0	0	1
LIVINGSTON	1	3	1	4	59	59	11	0	138
STATE POLICE	1	2	1	3	9	10	2	0	28
SHERIFF	0	1	0	1	50	49	9	0	110
ALL OTHER AGENCIES	0	0	0	0	0	0	0	0	0
LOGAN	0	57	7	15	152	347	29	7	614
STATE POLICE	0	1	0	3	3	9	1	2	19
SHERIFF	0	9	1	5	78	94	12	2	201
RUSSELLVILLE	0	47	6	7	65	229	15	3	372
AUBURN	0	0	0	0	5	6	1	0	12
ADAIRVILLE	0	0	0	0	0	0	0	0	0
LEWISBURG	0	0	0	0	1	5	0	0	6
SOUTH CENTRAL TASK FORCE	0	0	0	0	0	4	0	0	4
ALL OTHER AGENCIES	0	0	0	0	0	0	0	0	0
LYON	0	0	0	3	35	73	8	0	119
STATE POLICE	0	0	0	3	15	12	1	0	31
SHERIFF	0	0	0	0	16	31	5	0	52

2010 KENTUCKY OFFENSES BY COUNTY AND AGENCY

COUNTY CONTRIBUTING AGENCY	MURDER	RAPE	ROBBERY	ASSAULT	BURGLARY	LARCENY	AUTO THEFT	ARSON	TOTAL
EDDYVILLE	0	0	0	0	4	30	2	0	36
ALL OTHER AGENCIES	0	0	0	0	0	0	0	0	0
MCCRACKEN	1	31	50	63	417	1,310	95	6	1,973
STATE POLICE	0	5	0	2	8	5	2	0	22
SHERIFF	1	11	7	20	236	343	47	1	666
PADUCAH	0	15	43	41	173	959	46	5	1,282
LONE OAK	0	0	0	0	0	0	0	0	0
MCCRACKEN CO. SCHOOLS	0	0	0	0	0	3	0	0	3
ALL OTHER AGENCIES	0	0	0	0	0	0	0	0	0
MCCREARY	0	3	6	5	123	104	22	6	269
STATE POLICE	0	2	1	2	33	30	7	6	81
SHERIFF	0	1	5	3	90	74	15	0	188
ALL OTHER AGENCIES	0	0	0	0	0	0	0	0	0
MCLEAN	0	5	1	1	21	22	9	1	60
STATE POLICE	0	5	0	1	6	9	2	1	24
SHERIFF	0	0	1	0	14	13	7	0	35
CALHOUN	0	0	0	0	1	0	0	0	1
LIVERMORE	0	0	0	0	0	0	0	0	0
ALL OTHER AGENCIES	0	0	0	0	0	0	0	0	0
MADISON	5	16	96	99	966	2,409	116	10	3,717
STATE POLICE	3	5	6	10	144	122	13	4	307
SHERIFF	0	1	6	9	145	326	23	0	510
BEREA	0	2	7	12	121	347	26	2	517
RICHMOND	2	6	75	66	494	1,416	54	4	2,117
EASTERN KY UNIV. SECURITY	0	2	2	2	62	196	0	0	264
ALL OTHER AGENCIES	0	0	0	0	0	2	0	0	2
MAGOFFIN	0	2	3	6	33	57	11	3	115
STATE POLICE	0	1	1	3	23	25	7	3	63
SHERIFF	0	1	2	3	10	29	4	0	49
SALYERSVILLE	0	0	0	0	0	3	0	0	3
ALL OTHER AGENCIES	0	0	0	0	0	0	0	0	0
MARION	1	7	7	14	128	157	13	7	334
STATE POLICE	1	5	1	8	16	13	1	3	48
SHERIFF	0	0	0	2	42	39	6	3	92
LEBANON	0	2	6	4	70	105	6	1	194
LORETTO	0	0	0	0	0	0	0	0	0
ALL OTHER AGENCIES	0	0	0	0	0	0	0	0	0
MARSHALL	0	13	2	28	182	321	30	2	578
STATE POLICE	0	2	0	3	4	16	2	0	27
SHERIFF	0	11	2	23	143	206	19	1	405
BENTON	0	0	0	1	29	79	5	1	115
CALVERT CITY	0	0	0	1	6	19	4	0	30
ALL OTHER AGENCIES	0	0	0	0	0	1	0	0	1
MARTIN	1	3	1	4	38	55	18	0	120
STATE POLICE	1	3	0	3	12	4	3	0	26
SHERIFF	0	0	1	1	26	37	13	0	78
INEZ	0	0	0	0	0	14	2	0	16
ALL OTHER AGENCIES	0	0	0	0	0	0	0	0	0
MASON	0	10	8	17	238	421	21	2	717

2010 KENTUCKY OFFENSES BY COUNTY AND AGENCY

COUNTY CONTRIBUTING AGENCY	MURDER	RAPE	ROBBERY	ASSAULT	BURGLARY	LARCENY	AUTO THEFT	ARSON	TOTAL
STATE POLICE	0	3	0	0	1	7	5	1	17
SHERIFF	0	0	0	4	87	53	4	0	148
MAYSVILLE	0	7	8	12	150	361	12	1	551
ALL OTHER AGENCIES	0	0	0	1	0	0	0	0	1
MEADE	1	4	4	4	95	125	7	1	241
STATE POLICE	1	4	1	0	8	34	2	1	51
SHERIFF	0	0	2	2	70	64	4	0	142
BRANDENBURG	0	0	1	2	15	27	1	0	46
MULDRAUGH	0	0	0	0	2	0	0	0	2
ALL OTHER AGENCIES	0	0	0	0	0	0	0	0	0
MENIFEE	0	2	1	4	20	23	2	2	54
STATE POLICE	0	2	1	4	12	8	1	2	30
SHERIFF	0	0	0	0	8	15	1	0	24
ALL OTHER AGENCIES	0	0	0	0	0	0	0	0	0
MERCER	2	6	3	15	112	127	13	5	283
STATE POLICE	0	0	0	0	11	6	1	2	20
SHERIFF	2	1	0	1	44	33	3	1	85
HARRODSBURG	0	5	3	14	56	88	9	2	177
ALL OTHER AGENCIES	0	0	0	0	1	0	0	0	1
METCALFE	1	2	1	5	21	66	11	2	109
STATE POLICE	1	2	0	5	5	19	2	1	35
SHERIFF	0	0	1	0	13	45	9	1	69
EDMONTON	0	0	0	0	3	2	0	0	5
ALL OTHER AGENCIES	0	0	0	0	0	0	0	0	0
MONROE	2	5	2	9	14	4	0	3	39
STATE POLICE	2	3	1	7	9	3	0	3	28
SHERIFF	0	0	0	0	0	0	0	0	0
FOUNTAIN RUN	0	0	0	0	0	0	0	0	0
TOMPKINSVILLE	0	1	1	2	3	0	0	0	7
GAMALIEL	0	1	0	0	2	1	0	0	4
ALL OTHER AGENCIES	0	0	0	0	0	0	0	0	0
MONTGOMERY	0	15	25	36	340	629	44	2	1,091
STATE POLICE	0	12	0	1	11	15	1	1	41
SHERIFF	0	1	10	16	229	280	27	1	564
MONTGOMERY CO. SCHOOL	0	0	0	2	0	13	0	0	15
MOUNT STERLING P.D.	0	2	15	17	100	321	16	0	471
ALL OTHER AGENCIES	0	0	0	0	0	0	0	0	0
MORGAN	2	4	1	10	63	56	9	0	145
STATE POLICE	2	4	0	9	53	22	5	0	95
SHERIFF	0	0	0	0	0	0	0	0	0
WEST LIBERTY	0	0	1	1	10	34	4	0	50
ALL OTHER AGENCIES	0	0	0	0	0	0	0	0	0
MUHLENBERG	2	9	2	16	45	101	11	4	190
STATE POLICE	0	4	0	4	17	22	4	4	55
SHERIFF	0	0	0	3	8	16	5	0	32
GREENVILLE	0	2	1	3	9	13	1	0	29
CENTRAL CITY	2	3	1	6	8	44	1	0	65
POWDERLY	0	0	0	0	3	4	0	0	7
ALL OTHER AGENCIES	0	0	0	0	0	2	0	0	2

2010 KENTUCKY OFFENSES BY COUNTY AND AGENCY

COUNTY CONTRIBUTING AGENCY	MURDER	RAPE	ROBBERY	ASSAULT	BURGLARY	LARCENY	AUTO THEFT	ARSON	TOTAL
NELSON	1	22	7	31	219	405	36	1	722
STATE POLICE	0	0	0	4	1	4	3	0	12
SHERIFF	1	18	1	12	136	129	17	0	314
BARDSTOWN	0	4	6	15	82	271	16	1	395
BLOOMFIELD	0	0	0	0	0	0	0	0	0
NEW HAVEN	0	0	0	0	0	1	0	0	1
ALL OTHER AGENCIES	0	0	0	0	0	0	0	0	0
NICHOLAS	0	2	3	2	22	17	3	0	49
STATE POLICE	0	1	2	2	17	11	2	0	35
SHERIFF	0	0	0	0	0	0	0	0	0
CARLISLE	0	1	1	0	5	6	1	0	14
NICHOLAS CO. SCHOOL SEC.	0	0	0	0	0	0	0	0	0
ALL OTHER AGENCIES	0	0	0	0	0	0	0	0	0
OHIO	3	6	3	16	54	91	13	5	191
STATE POLICE	2	4	2	9	16	22	2	4	61
SHERIFF	1	1	0	2	35	53	8	0	100
HARTFORD	0	0	1	0	1	3	1	0	6
BEAVER DAM	0	1	0	5	2	12	2	0	22
OHIO COUNTY SCHOOLS	0	0	0	0	0	1	0	1	2
ALL OTHER AGENCIES	0	0	0	0	0	0	0	0	0
OLDHAM	1	14	17	25	188	323	18	3	589
STATE POLICE	1	1	0	1	1	1	0	1	6
SHERIFF	0	0	0	0	1	6	0	0	7
LAGRANGE	0	2	7	3	31	86	2	1	132
PEWEE VALLEY	0	0	0	0	3	1	0	0	4
OLDHAM CO. POLICE DEPT.	0	11	10	21	152	229	16	1	440
ALL OTHER AGENCIES	0	0	0	0	0	0	0	0	0
OWEN	1	4	1	2	53	48	5	2	116
STATE POLICE	1	4	1	2	17	17	1	2	45
SHERIFF	0	0	0	0	36	25	3	0	64
OWENTON	0	0	0	0	0	6	1	0	7
ALL OTHER AGENCIES	0	0	0	0	0	0	0	0	0
OWSLEY	0	3	0	1	7	4	1	0	16
STATE POLICE	0	3	0	1	7	4	1	0	16
SHERIFF	0	0	0	0	0	0	0	0	0
BOONEVILLE	0	0	0	0	0	0	0	0	0
ALL OTHER AGENCIES	0	0	0	0	0	0	0	0	0
PENDLETON	0	11	0	10	83	166	23	2	295
STATE POLICE	0	10	0	6	25	30	6	0	77
SHERIFF	0	1	0	0	38	87	15	2	143
FALMOUTH	0	0	0	4	20	49	2	0	75
BUTLER	0	0	0	0	0	0	0	0	0
ALL OTHER AGENCIES	0	0	0	0	0	0	0	0	0
PERRY	2	13	6	30	175	360	35	3	624
STATE POLICE	2	9	2	7	76	53	11	3	163
SHERIFF	0	0	1	12	5	12	12	0	42
HAZARD	0	4	3	11	94	292	12	0	416
ALL OTHER AGENCIES	0	0	0	0	0	3	0	0	3
PIKE	4	8	20	33	232	695	73	9	1,074

2010 KENTUCKY OFFENSES BY COUNTY AND AGENCY

COUNTY CONTRIBUTING AGENCY	MURDER	RAPE	ROBBERY	ASSAULT	BURGLARY	LARCENY	AUTO THEFT	ARSON	TOTAL
STATE POLICE	4	7	14	23	189	284	58	8	587
SHERIFF	0	0	1	0	11	20	4	0	36
COAL RUN VILLAGE	0	0	1	0	4	2	0	0	7
ELKHORN CITY	0	0	0	0	0	0	0	0	0
PIKEVILLE	0	1	4	10	28	389	10	1	443
ALL OTHER AGENCIES	0	0	0	0	0	0	1	0	1
POWELL	2	6	1	11	91	125	12	3	251
STATE POLICE	2	6	0	5	29	18	5	3	68
SHERIFF	0	0	0	1	39	42	6	0	88
CLAY CITY	0	0	1	4	14	14	0	0	33
STANTON	0	0	0	1	9	51	1	0	62
ALL OTHER AGENCIES	0	0	0	0	0	0	0	0	0
PULASKI	2	14	25	24	472	1,189	52	4	1,782
STATE POLICE	0	1	0	1	6	3	1	0	12
SHERIFF	2	4	5	6	329	518	32	2	898
SCIENCE HILL	0	0	0	2	1	2	0	0	5
SOMERSET	0	9	20	14	119	631	18	1	812
BURNSIDE	0	0	0	1	13	34	1	1	50
FERGUSON	0	0	0	0	4	1	0	0	5
LAKE CUMBERLAND T.F.	0	0	0	0	0	0	0	0	0
UNITE DRUG TASK FORCE	0	0	0	0	0	0	0	0	0
ALL OTHER AGENCIES	0	0	0	0	0	0	0	0	0
ROBERTSON	0	2	0	1	11	7	1	0	22
STATE POLICE	0	2	0	1	11	7	1	0	22
SHERIFF	0	0	0	0	0	0	0	0	0
MOUNT OLIVET	0	0	0	0	0	0	0	0	0
ALL OTHER AGENCIES	0	0	0	0	0	0	0	0	0
ROCKCASTLE	2	3	11	10	97	82	19	6	230
STATE POLICE	2	2	1	5	35	24	6	5	80
SHERIFF	0	0	3	1	42	25	9	0	80
BRODHEAD	0	0	0	0	0	0	0	0	0
MOUNT VERNON	0	1	7	4	20	33	4	1	70
ALL OTHER AGENCIES	0	0	0	0	0	0	0	0	0
ROWAN	0	5	10	20	193	348	32	1	609
STATE POLICE	0	2	5	4	118	95	17	0	241
SHERIFF	0	1	1	4	16	44	4	0	70
MOREHEAD	0	2	3	11	44	172	11	1	244
MOREHEAD STATE UNIV.	0	0	1	1	15	37	0	0	54
ALL OTHER AGENCIES	0	0	0	0	0	0	0	0	0
RUSSELL	1	9	0	14	55	86	9	4	178
STATE POLICE	1	9	0	5	20	14	3	3	55
SHERIFF	0	0	0	6	12	18	3	0	39
JAMESTOWN	0	0	0	2	7	9	1	1	20
RUSSELL SPRINGS	0	0	0	1	16	45	2	0	64
ALL OTHER AGENCIES	0	0	0	0	0	0	0	0	0
SCOTT	3	8	23	112	222	990	49	10	1,417
STATE POLICE	1	0	2	3	6	12	2	9	35
SHERIFF	0	1	3	10	91	126	10	1	242
GEORGETOWN	2	7	18	99	123	849	36	0	1,134

2010 KENTUCKY OFFENSES BY COUNTY AND AGENCY

COUNTY CONTRIBUTING AGENCY	MURDER	RAPE	ROBBERY	ASSAULT	BURGLARY	LARCENY	AUTO THEFT	ARSON	TOTAL
STAMPING GROUND	0	0	0	0	1	3	0	0	4
SADIEVILLE	0	0	0	0	1	0	0	0	1
ALL OTHER AGENCIES	0	0	0	0	0	0	1	0	1
SHELBY	0	17	22	33	208	478	34	7	799
STATE POLICE	0	4	0	2	5	4	2	0	17
SHERIFF	0	2	4	17	100	270	23	7	423
SHELBYVILLE	0	11	18	14	99	191	8	0	341
SIMPSONVILLE	0	0	0	0	4	13	1	0	18
ALL OTHER AGENCIES	0	0	0	0	0	0	0	0	0
SIMPSON	0	5	10	14	122	348	27	2	528
STATE POLICE	0	0	0	0	2	14	3	1	20
SHERIFF	0	1	1	8	46	62	5	0	123
FRANKLIN	0	4	9	6	73	253	19	1	365
ALL OTHER AGENCIES	0	0	0	0	1	19	0	0	20
SPENCER	0	1	1	1	33	29	2	0	67
STATE POLICE	0	1	0	1	17	11	2	0	32
SHERIFF	0	0	0	0	14	6	0	0	20
TAYLORSVILLE	0	0	1	0	2	12	0	0	15
ALL OTHER AGENCIES	0	0	0	0	0	0	0	0	0
TAYLOR	0	7	10	20	182	399	12	4	634
STATE POLICE	0	1	0	0	4	2	0	2	9
SHERIFF	0	2	1	5	81	103	5	2	199
CAMPBELLSVILLE	0	4	9	15	97	293	7	0	425
ALL OTHER AGENCIES	0	0	0	0	0	1	0	0	1
TODD	0	2	3	5	63	87	21	3	184
STATE POLICE	0	1	1	2	49	44	17	3	117
SHERIFF	0	0	0	0	0	3	0	0	3
ELKTON	0	0	0	1	11	17	4	0	33
GUTHRIE	0	1	2	2	3	21	0	0	29
TRENTON	0	0	0	0	0	0	0	0	0
ALL OTHER AGENCIES	0	0	0	0	0	2	0	0	2
TRIGG	0	2	7	10	65	114	9	1	208
STATE POLICE	0	2	0	3	12	13	1	1	32
SHERIFF	0	0	2	4	31	48	5	0	90
CADIZ	0	0	5	3	22	53	3	0	86
ALL OTHER AGENCIES	0	0	0	0	0	0	0	0	0
TRIMBLE	0	6	2	17	50	29	2	0	106
STATE POLICE	0	6	2	17	37	21	2	0	85
SHERIFF	0	0	0	0	13	8	0	0	21
ALL OTHER AGENCIES	0	0	0	0	0	0	0	0	0
UNION	3	8	8	17	32	79	7	6	160
STATE POLICE	2	6	5	8	17	34	3	1	76
SHERIFF	1	2	3	7	12	17	3	1	46
MORGANFIELD	0	0	0	1	3	23	0	0	27
STURGIS	0	0	0	1	0	5	0	4	10
UNIONTOWN	0	0	0	0	0	0	1	0	1
ALL OTHER AGENCIES	0	0	0	0	0	0	0	0	0
WARREN	0	54	68	111	791	2,568	192	5	3,789
STATE POLICE	0	9	2	5	43	53	19	0	131

2010 KENTUCKY OFFENSES BY COUNTY AND AGENCY

COUNTY CONTRIBUTING AGENCY	MURDER	RAPE	ROBBERY	ASSAULT	BURGLARY	LARCENY	AUTO THEFT	ARSON	TOTAL
SHERIFF	0	7	3	18	174	344	35	2	583
BOWLING GREEN	0	37	62	85	497	2,005	137	2	2,825
SMITHS GROVE	0	0	0	0	0	0	0	0	0
WESTERN KY UNIVERSITY	0	1	1	3	77	165	1	1	249
WARREN CO. DRUG T.F.	0	0	0	0	0	0	0	0	0
ALL OTHER AGENCIES	0	0	0	0	0	1	0	0	1
WASHINGTON	0	0	1	5	31	41	4	4	86
STATE POLICE	0	0	1	5	15	3	1	3	28
SHERIFF	0	0	0	0	13	29	3	1	46
SPRINGFIELD	0	0	0	0	3	9	0	0	12
ALL OTHER AGENCIES	0	0	0	0	0	0	0	0	0
WAYNE	0	2	6	22	101	127	11	7	276
STATE POLICE	0	1	0	3	4	2	1	3	14
SHERIFF	0	0	0	9	24	22	6	0	61
MONTICELLO	0	1	6	10	73	103	4	4	201
ALL OTHER AGENCIES	0	0	0	0	0	0	0	0	0
WEBSTER	0	1	3	3	21	95	5	0	128
STATE POLICE	0	0	2	1	3	5	0	0	11
SHERIFF	0	1	0	0	6	5	4	0	16
CLAY CITY	0	0	0	0	0	0	0	0	0
PROVIDENCE	0	0	1	2	12	85	1	0	101
SEBREE	0	0	0	0	0	0	0	0	0
ALL OTHER AGENCIES	0	0	0	0	0	0	0	0	0
WHITLEY	1	14	10	27	176	295	26	11	560
STATE POLICE	0	8	1	6	46	32	11	6	110
SHERIFF	0	0	0	0	0	0	0	0	0
CORBIN	1	3	9	17	82	175	10	3	300
WILLIAMSBURG	0	3	0	4	48	88	5	2	150
ALL OTHER AGENCIES	0	0	0	0	0	0	0	0	0
WOLFE	1	2	4	6	25	21	1	1	61
STATE POLICE	1	2	4	6	17	9	1	1	41
SHERIFF	0	0	0	0	8	12	0	0	20
CAMPTON	0	0	0	0	0	0	0	0	0
ALL OTHER AGENCIES	0	0	0	0	0	0	0	0	0
WOODFORD	0	5	7	15	139	556	23	3	748
STATE POLICE	0	0	0	1	0	2	2	1	6
SHERIFF	0	0	0	0	1	27	0	0	28
VERSAILLES	0	5	7	14	138	527	21	2	714
ALL OTHER AGENCIES	0	0	0	0	0	0	0	0	0
TOTAL	180	1,545	3,732	5,691	29,170	74,185	6,075	711	121,289



**PROGRAMS
OF
INTEREST**

DOMESTIC VIOLENCE

DOMESTIC VIOLENCE is a problem that has been of major news focus both nationally and in Kentucky. The number of reported cases and victims assisted in protective shelters is proof that this is a serious public safety issue worthy of priority response. Domestic violence includes any of the following crimes when committed by one family member/partner against another: homicide, kidnapping, sex offenses, stalking, assault, and terroristic threatening. The statistics have been compiled for the Fiscal Year of 10 (FY10), which is July 1, 2009 to June 30, 2010.

ADMINISTRATIVE OFFICE OF THE COURTS (AOC)

In FY10, AOC reports that 19,250 petitions were filed by persons seeking Domestic Violence Protective Orders. There were 19,109 disposition case closings. (AOC does not distinguish between cases dismissed and types of orders issued).

*** RESEARCH AND STATISTICS DISCLAIMER**

Information received from COURTNET is subject to change, reprogramming, modifications of format, and availability at the direction of the Administrative Office of the Courts (AOC). Further, information received may not at any particular moment reflect the true status of court cases due to ordinary limitations, delay or errors in processing data, or delay or errors in the system's operation. The AOC disclaims and makes no warranty, express or implied, nor assumes any legal liability or responsibility, for the validity, accuracy, correctness, or completeness of any information that is available and/or obtained through COURTNET. The recipient is solely responsible for verifying the accuracy of information received from COURTNET through the cross-referencing of official court records held in the Office(s) of the Kentucky Circuit Court Clerk(s). Furthermore, the AOC shall not be liable to the recipient, the recipient's heirs and assigns, next of kin or to any third party, for any and all claims, demands, losses or damages arising from the usage of COURTNET and/or information contained therein.

Statistical Source: AOC

LAW INFORMATION NETWORK OF KY (LINK) DOMESTIC VIOLENCE FILE (ACTIVE & HISTORY) FY 10

	<u>2009</u>	<u>2010</u>
Emergency Temporary Orders	19,429	19,324
Emergency Temporary Orders - Caution	5,931	6,247
Emergency Protective Orders	7,909	7,501
Emergency Protective Orders - Caution	3,102	3,342
Domestic Violence Summons	-0-	-0-
Total	36,371	36,414

“LINK” Domestic Violence File records (active and history) reflect a .12% increase from FY09 to FY10.

Kentucky law mandates Domestic Violence Protective Orders be entered into the LINK Domestic Violence File. LINK provides notice to officers of existence and status of protective orders including “Caution Indicators.” The caution indicators are: weapon involved and believed to be armed/dangerous.

Statistical Source: Kentucky State Police

DOMESTIC VIOLENCE

REPORTS TO THE DEPARTMENT FOR COMMUNITY BASED SERVICES (DCBS)

The 1976 Kentucky General Assembly enacted KRS 209, the Adult Protection Act, which mandates reporting any known or suspected cases of adult abuse, neglect or exploitation to the Cabinet for Health and Family Services, Division of Protection and Permanency, Department for Community Based Services (DCBS). DCBS protective and support services are provided to adult victims upon request. In 1978 the statute was expanded to include the mandatory reporting and delivery of voluntary protective services to victims of spouse abuse. Law enforcement agencies continue to serve as the primary reporting source to DCBS and often work together in responding to violent families.

DCBS Adult and Child Abuse 24-Hour Toll-free Reporting Hotline 1-800-752-6200

<i>Total Kentucky Adult Protection Reports Received by DSS in FY '10 (Adult Abuse, Spouse Abuse, Self Neglect, Caretaker Neglect and Exploitation)</i>	57,929
<i>Total Number of Resulting Allegations</i>	31,201
<i>Domestic Violence Allegations Investigated (Spouse, Ex-Spouse, Paramour)</i>	20,317
<i>Adult Abuse Allegations Investigated</i>	2,208
<i>Caretaker Neglect, Self Neglect and Exploitation Allegations Investigated</i>	8,676
<i>Percent of Total Adult Protection Allegations due to Domestic Violence</i>	35%
<i>Percent Increase of Domestic Violence Allegations from FY '09</i>	4.2%

Kentucky has a regionalized network of 15 state-funded spouse abuse centers with shelter capacity for 477 people. Spouse abuse centers also provide crisis line services, advocacy, follow-up counseling, information and referral, community education programs and professional training.

Kentucky Domestic Violence Association:	502/209-5382
# Domestic Violence Related Calls Received FY '10	32,254
# Information and Referral Calls Received FY '10	68,304



Shelter Statistics FY '10 (unduplicated; reflect first time use of services)	
Women	2,070*
Men	19*
Children	1,627*
TOTAL SHELTERED	3,716*
TOTAL UNABLE TO SHELTER	(1,462)
TOTAL NON-RESIDENTIAL CLIENTS	27,294**

*These figures are unduplicated for the fiscal year (July 1 – June 30). A woman and her children may come to a domestic violence program facility several times over the course of a year, but these figures only reflect the first time they enter a facility, or receive non-residential services. In addition, outreach services are continually being increased across the state which has increased the availability of services in outlying counties.

**These clients did not receive emergency shelter, but did receive services from the shelter programs. Some of these services include individual and/or group counseling, legal and/or agency and/or hospital advocacy, as well as, follow-up assistance.

Statistical Source: Cabinet for Health and Family Services, Division of Protection and Permanency, Department for Community Based Services

2010 HATE BIAS CRIME

DEFINITION:

A criminal offense committed against a person or property which is motivated, in whole or in part, by the offender's bias against a race, religion, disability, ethnicity/national origin, or sexual orientation. These criminal offenses are also known as "Hate Crimes."

Hate Crime offense information falls into the eight Part I crimes – Murder, Rape, Robbery, Aggravated Assault, Burglary, Larceny-Theft, Motor Vehicle Theft, and Arson – plus Part II crimes of Simple Assault, Intimidation and Vandalism. The most common offenses involving hate-bias crimes for 2010 were "Intimidation," and "Destruction/Damage Vandalism."

In 2010, the most commonly reported bias motivation was racial. The second largest percentage was sexual orientation, followed by ethnicity/natural origin for third place, and religious for fourth place.

HATE BIAS CRIME OFFENSES		
Offense	No.	% of Total
Murder	0	0.0%
Rape	0	0.0%
Robbery	0	0.0%
Aggravated Assault	10	14.5%
Burglary	0	0.0%
Larceny-Theft	0	0.0%
Motor Vehicle Theft	0	0.0%
Arson	2	2.9%
Simple Assault	5	7.2%
Intimidation	32	46.4%
Destruction/Damage Vandalism	20	29.0%
TOTAL	69	100%

HATE BIAS CRIME MOTIVATION				
Bias Nature	Group %	Bias Type	Incidents	% of Total
Racial	62.3%	Anti-White	7	10.1%
		Anti-Black	34	49.3%
		Anti-American Indian/ Alaskan Native	0	0.0%
		Anti-Asian/Pacific Islander	1	1.4%
		Anti-Multi-Racial Group	1	1.4%
		Sexual Orientation	21.7%	Anti-Male Homosexual
		Anti-Female Homosexual	3	4.3%
		Anti-Homosexual Male & Female	4	5.8%
		Anti-Heterosexual	0	0.0%
		Anti-Bisexual	0	0.0%
Ethnicity National Origin	7.2%	Anti-Arab	0	0.0%
		Anti-Hispanic	2	2.9%
		Anti-Other Ethnic/ National Origin	3	4.3%
Religious	8.7%	Anti-Jewish	3	4.3%
		Anti-Catholic	0	0.0%
		Anti-Protestant	1	1.4%
		Anti-Islamic (Moslem)	1	1.4%
		Anti-Other Religion	1	1.4%
Disability	0.0%	Anti-Physical Disability	0	0.0%
		Anti-Mental Disability	0	0.0%

2010 HATE BIAS CRIME

Victim types in the hate crime data collection program are listed as: individual, business, financial institution, government, religious organization, society/public, other and unknown. Of these victim types, "individuals" were reported to be the main hate crime target.

HATE BIAS CRIMES BY VICTIM TYPES		
Victim Type	No.	% of Total
Individual	59	85.5%
Business	2	2.9%
Financial Institution	0	0.0%
Government	0	0.0%
Religious Organization	2	2.9%
Society/Public	0	0.0%
Other	6	8.7%
Unknown	0	0.0%
TOTAL	69	100%

The most common race of suspected offender of hate crimes was white.

HATE BIAS CRIME OFFENDERS BY RACE		
Suspected Offenders		
Race	No.	% of Total
White	37	30.3%
Black	8	6.6%
American Indian/ Alaskan Native	0	0.0%
Asian/Pacific Islander	4	3.3%
Multi-Racial Group	12	9.8%
Unknown	61	50.0%
TOTAL	122	100%

The most frequently reported location of bias crimes in 2010 was residence/homes. The second most common location was school/college.

HATE BIAS CRIME LOCATIONS		
Locations	Incidents	%
Air/Bus/Train Terminal	0	0.0%
Bank/Savings and Loan	0	0.0%
Bar/Nightclub	2	2.9%
Church/Synagogue/Temple	2	2.9%
Commercial/Office Building	0	0.0%
Construction Site	0	0.0%
Convenience Store	0	0.0%
Department/Discount Store	1	1.4%
Drug Store/Dr. Office/Hospital	0	0.0%
Field/Woods	0	0.0%
Government/Public Building	0	0.0%
Grocery/Supermarket	0	0.0%
Highway/Road/Alley/Street	12	17.4%
Hotel/Motel/Etc.	0	0.0%
Jail/Prison	1	1.4%
Lake/Waterway	0	0.0%
Liquor Store	0	0.0%
Parking Lot/Garages	4	5.8%
Rental Storage Facility	0	0.0%
Residence/Home	29	42.0%
Restaurant	2	2.9%
School/College	13	18.8%
Service/Gas Station	0	0.0%
Specialty Store (TV, Fur, Etc.)	0	0.0%
Other Unknown	3	4.3%



**DRIVING
UNDER THE
INFLUENCE
CONVICTIONS**

DUI CONVICTIONS BY COUNTY

Please use caution in attempting to compare number of DUI arrests with number of DUI convictions due to the fact that the actual arrest and court conviction could appear in different years. Figures are compiled according to the date of the violation and the date the conviction was entered into the automated data system.

COUNTY	2006	2007	2008	2009	2010
ADAIR	139	161	109	72	81
ALLEN	137	123	125	95	68
ANDERSON	191	193	254	141	134
BALLARD	59	69	64	60	58
BARREN	259	286	241	248	257
BATH	73	66	55	45	42
BELL	434	426	412	341	347
BOONE	886	886	951	768	621
BOURBON	227	215	123	91	80
BOYD	350	388	407	477	428
BOYLE	244	232	162	213	189
BRACKEN	31	57	51	21	17
BREATHITT	145	153	163	147	145
BRECKINRIDGE	86	87	66	74	62
BULLITT	403	401	446	251	293
BUTLER	118	104	77	69	63
CALDWELL	66	70	88	52	45
CALLOWAY	301	316	311	296	241
CAMPBELL	636	679	596	486	476
CARLISLE	28	14	13	25	35
CARROLL	143	197	168	130	109
CARTER	139	338	236	139	108
CASEY	184	146	120	113	107
CHRISTIAN	548	644	717	775	582
CLARK	356	323	275	182	156
CLAY	205	154	132	82	111
CLINTON	118	138	98	52	51
CRITTENDEN	44	69	67	60	51
CUMBERLAND	110	90	73	50	41
DAVISS	1,096	1,030	839	746	652
EDMONSON	70	50	42	47	28
ELLIOTT	44	45	41	51	51
ESTILL	65	61	56	66	75
FAYETTE	2,219	2,456	2,118	1,645	1,678
FLEMING	84	98	106	70	74
FLOYD	465	485	478	464	349
FRANKLIN	433	482	526	377	362
FULTON	92	123	94	95	73
GALLATIN	93	128	119	91	84
GARRARD	180	188	154	101	74

Statistical Source: KY Transportation Cabinet, Division of Driver Licensing

DUI CONVICTIONS BY COUNTY

COUNTY	2006	2007	2008	2009	2010
GRANT	244	236	195	97	96
GRAVES	310	320	296	202	182
GRAYSON	113	143	129	129	111
GREEN	65	68	71	64	55
GREENUP	229	262	275	309	262
HANCOCK	56	55	42	52	36
HARDIN	824	888	868	672	708
HARLAN	333	351	390	348	253
HARRISON	110	98	86	76	62
HART	120	105	125	125	116
HENDERSON	431	405	482	349	326
HENRY	185	177	192	183	155
HICKMAN	29	20	21	26	22
HOPKINS	465	433	429	371	300
JACKSON	43	54	43	26	49
JEFFERSON	3,025	3,627	3,168	3,299	3,096
JESSAMINE	420	378	306	318	313
JOHNSON	209	247	174	269	265
KENTON	818	857	779	771	716
KNOTT	132	103	93	93	94
KNOX	261	217	122	162	195
LARUE	66	88	61	48	47
LAUREL	627	797	739	721	586
LAWRENCE	169	157	112	138	114
LEE	64	67	60	58	66
LESLIE	152	92	86	72	31
LETCHER	252	157	176	127	120
LEWIS	97	75	93	53	63
LINCOLN	135	140	94	76	79
LIVINGSTON	97	67	71	62	50
LOGAN	342	347	314	209	163
LYON	124	108	112	91	84
MCCRACKEN	552	887	913	689	507
MCCREARY	183	152	149	121	78
MCLEAN	66	70	60	42	30
MADISON	701	844	590	506	498
MAGOFFIN	200	176	120	119	120
MARION	182	238	161	145	116
MARSHALL	212	198	259	195	194
MARTIN	126	154	100	101	120
MASON	117	162	132	120	101
MEADE	164	150	185	156	147
MENIFEE	46	44	39	42	20
MERCER	218	160	156	129	111

Statistical Source: KY Transportation Cabinet, Division of Driver Licensing

DUI CONVICTIONS BY COUNTY

COUNTY	2006	2007	2008	2009	2010
METCALFE	56	94	95	80	47
MONROE	93	106	83	38	30
MONTGOMERY	180	159	138	120	89
MORGAN	107	113	121	119	92
MUHLENBERG	264	320	238	217	229
NELSON	221	234	355	255	219
NICHOLAS	39	57	60	50	52
OHIO	216	192	174	110	121
OLDHAM	224	286	268	170	216
OWEN	48	66	71	47	46
OWSLEY	46	50	47	31	19
PENDLETON	73	79	83	80	51
PERRY	266	277	302	269	209
PIKE	666	958	825	626	509
POWELL	207	172	139	97	93
PULASKI	420	596	484	387	352
ROBERTSON	6	8	5	3	9
ROCKCASTLE	197	173	134	129	145
ROWAN	291	319	226	271	278
RUSSELL	176	198	123	102	64
SCOTT	225	237	149	144	118
SHELBY	463	539	367	297	382
SIMPSON	189	169	107	92	99
SPENCER	122	110	116	114	103
TAYLOR	259	233	190	132	117
TODD	78	119	73	58	48
TRIGG	85	119	159	110	85
TRIMBLE	48	31	42	50	21
UNION	190	154	187	133	123
WARREN	1,173	1,333	1,302	1,013	1,075
WASHINGTON	55	65	78	53	37
WAYNE	73	69	58	62	53
WEBSTER	95	99	65	54	66
WHITLEY	241	227	233	186	212
WOLFE	80	96	76	42	28
WOODFORD	231	180	187	147	107
TOTALS	32,218	34,782	31,601	27,157	24,899

Statistical Source: KY Transportation Cabinet, Division of Driver Licensing





**2010
ARREST
DATA**

STATE ARREST DATA

PART I CRIME ARRESTS	2009 ARRESTS	% OF TOTAL	2010 ARRESTS	% OF TOTAL
MURDER	331	0.1%	352	0.1%
FORCIBLE RAPE	488	0.1%	596	0.2%
ROBBERY	1,776	0.5%	1,695	0.5%
AGGRAVATED ASSAULT	4,279	1.1%	3,812	1.1%
BURGLARY	6,168	1.6%	5,865	1.7%
LARCENY-THEFT (EXCEPT AUTO)	24,344	6.5%	21,737	6.2%
AUTO THEFT	948	0.3%	1,003	0.3%
ARSON	282	0.1%	209	0.1%
TOTAL PART I CRIME ARRESTS	38,616	10.3%	35,269	10.0%

PART II CRIME ARRESTS	2009 ARRESTS	% OF TOTAL	2010 ARRESTS	% OF TOTAL
MANSLAUGHTER BY NEGLIGENCE	42	0.0%	39	0.0%
OTHER ASSAULTS	25,596	6.8%	25,131	7.1%
FORGERY & COUNTERFEITING	6,216	1.7%	6,591	1.9%
FRAUD	23,558	6.3%	19,227	5.5%
EMBEZZLEMENT	702	0.2%	622	0.2%
STOLEN PROPERTY: BUYING, RECEIVING, POSSESSION	4,989	1.3%	4,664	1.3%
VANDALISM	4,927	1.3%	4,742	1.3%
WEAPONS: CARRYING, POSSESSION, ETC.	3,020	0.8%	2,752	0.8%
PROSTITUTION & COMMERCIALIZED VICE	622	0.2%	397	0.1%
SEX OFFENSES	4,704	1.3%	2,763	0.8%
NARCOTIC DRUG LAWS	61,705	16.5%	61,413	17.4%
GAMBLING	87	0.0%	136	0.0%
OFFENSES AGAINST FAMILY	9,256	2.5%	8,821	2.5%
DRIVING UNDER INFLUENCE	33,089	8.8%	29,917	8.5%
LIQUOR LAWS	8,132	2.2%	6,837	1.9%
DRUNKENNESS	32,902	8.8%	30,213	8.6%
DISORDERLY CONDUCT	14,623	3.9%	13,439	3.8%
ALL OTHER OFFENSES (EXCEPT TRAFFIC)	101,795	27.2%	98,820	28.1%
CURFEW & LOITERING LAWS	18	0.0%	9	0.0%
RUNAWAYS	235	0.1%	174	0.0%
TOTAL PART II CRIME ARRESTS	336,218	89.7%	316,707	90.0%

TOTAL CRIME ARRESTS	374,834	100%	351,976	100%
----------------------------	----------------	-------------	----------------	-------------

2010 TOTAL ARRESTS BY AGE - JUVENILE

PART I CRIME ARRESTS	10 AND UNDER	11-12	13-14	15	16	17	UNK	TOTAL JUVENILE
MURDER	0	0	1	2	3	2	0	8
FORCIBLE RAPE	1	2	5	7	6	11	0	32
ROBBERY	0	8	31	37	76	76	0	228
AGGRAVATED ASSAULT	12	38	79	58	75	86	1	349
BURGLARY	8	46	133	124	184	158	2	655
LARCENY-THEFT (EXCEPT AUTO)	20	125	462	494	532	711	2	2,346
AUTO THEFT	3	5	29	28	39	31	0	135
ARSON	4	3	20	6	6	7	0	46
TOTAL PART I CRIME ARRESTS	48	227	760	756	921	1,082	5	3,799

PART II CRIME ARRESTS	10 AND UNDER	11-12	13-14	15	16	17	UNK	TOTAL JUVENILE
MANSLAUGHTER BY NEGLIGENCE	0	0	0	0	0	0	0	0
OTHER ASSAULTS	104	188	426	404	517	438	3	2,080
FORGERY & COUNTERFEITING	0	0	3	3	12	16	0	34
FRAUD	9	5	6	11	26	14	0	71
EMBEZZLEMENT	0	0	1	2	3	1	0	7
STOLEN PROPERTY: BUYING, RECEIVING, POSSESSION	0	5	39	55	84	113	1	297
VANDALISM	10	68	171	123	188	171	1	732
WEAPONS: CARRYING, POSSESSION, ETC.	2	2	22	21	21	35	0	103
PROSTITUTION & COMMERCIALIZED VICE	0	0	0	0	1	0	0	1
SEX OFFENSES (EXCEPT FORCIBLE RAPE & PROSTITUTION)	0	21	25	37	71	78	0	232
NARCOTIC DRUG LAWS	18	21	213	302	587	915	1	2,057
GAMBLING	0	0	1	0	1	0	0	2
OFFENSES AGAINST FAMILY	2	0	2	1	4	8	0	17
DRIVING UNDER INFLUENCE	5	0	2	6	24	122	0	159
LIQUOR LAWS	4	3	14	29	74	163	0	287
DRUNKENNESS	16	2	40	83	156	223	0	520
DISORDERLY CONDUCT	16	82	218	254	316	326	0	1,212
ALL OTHER OFFENSES (EXCEPT TRAFFIC)	55	58	372	374	540	636	6	2,041
CURFEW & LOITERING LAWS	0	0	0	0	1	2	0	3
RUNAWAYS	0	2	20	24	49	57	0	152
TOTAL PART II CRIME ARRESTS	241	457	1,575	1,729	2,675	3,318	12	10,007

TOTAL CRIME ARRESTS	289	684	2,335	2,485	3,596	4,400	17	13,806
----------------------------	------------	------------	--------------	--------------	--------------	--------------	-----------	---------------

2010 TOTAL ARRESTS BY AGE - ADULT

PART I CRIME ARRESTS	18	19	20	21	22	23	24	25-29	30-34
MURDER	14	10	9	11	15	11	14	56	40
FORCIBLE RAPE	13	9	8	25	32	31	16	108	79
ROBBERY	135	122	102	119	107	76	59	247	167
AGGRAVATED ASSAULT	113	136	152	136	138	148	139	630	567
BURGLARY	354	389	432	329	325	184	213	922	709
LARCENY-THEFT (EXCEPT AUTO)	1,014	1,151	1,029	910	916	805	738	3,329	2,845
AUTO THEFT	74	44	43	51	34	28	37	152	124
ARSON	5	8	13	7	13	6	4	18	24
TOTAL PART I CRIME ARRESTS	1,722	1,869	1,788	1,588	1,580	1,289	1,220	5,462	4,555

PART II CRIME ARRESTS	18	19	20	21	22	23	24	25-29	30-34
MANSLAUGHTER BY NEGLIGENCE	0	1	4	2	2	2	1	7	6
OTHER ASSAULTS	656	827	860	893	818	817	855	3,762	3,581
FORGERY & COUNTERFEITING	60	161	218	361	415	301	314	1,544	1,034
FRAUD	83	254	404	398	487	443	489	3,271	3,409
EMBEZZLEMENT	2	5	7	11	13	8	7	70	81
STOLEN PROPERTY: BUYING, RECEIVING, POSSESSION	275	316	251	228	211	186	181	816	636
VANDALISM	202	319	301	221	242	167	169	683	547
WEAPONS: CARRYING, POSSESSION, ETC.	97	120	117	119	109	108	101	465	359
PROSTITUTION & COMMERCIALIZED VICE	4	9	9	8	20	8	7	62	70
SEX OFFENSES (EXCEPT FORCIBLE RAPE & PROSTITUTION)	70	94	58	74	129	77	20	259	338
NARCOTIC DRUG LAWS	2,063	2,807	2,861	2,740	2,512	2,227	2,342	10,500	9,613
GAMBLING	3	2	0	1	1	0	0	5	33
OFFENSES AGAINST FAMILY	198	354	279	315	321	264	297	1,594	1,622
DRIVING UNDER INFLUENCE	454	722	919	994	1,081	1,070	1,091	4,758	4,403
LIQUOR LAWS	359	667	599	346	189	188	172	741	673
DRUNKENNESS	599	945	937	1,114	1,090	1,033	1,019	4,334	4,003
DISORDERLY CONDUCT	473	525	490	531	541	504	468	2,143	1,681
ALL OTHER OFFENSES (EXCEPT TRAFFIC)	1,228	2,387	2,910	3,409	3,351	3,849	3,781	20,284	17,800
CURFEW & LOITERING LAWS	2	0	0	0	0	0	0	0	0
RUNAWAYS	21	0	1	0	0	0	0	0	0
TOTAL PART II CRIME ARRESTS	6,849	10,515	11,225	11,765	11,532	11,252	11,314	55,298	49,889

TOTAL CRIME ARRESTS	8,571	12,384	13,013	13,353	13,112	12,541	12,534	60,760	54,444
----------------------------	--------------	---------------	---------------	---------------	---------------	---------------	---------------	---------------	---------------

2010 TOTAL ARRESTS BY AGE - ADULT

PART I CRIME ARRESTS	35-39	40-44	45-49	50-54	55-59	60-64	65 & OVER	UNK	TOTAL ADULT
MURDER	46	23	35	19	12	21	8	0	344
FORCIBLE RAPE	63	41	87	19	9	19	5	0	564
ROBBERY	115	89	70	32	18	4	4	1	1,467
AGGRAVATED ASSAULT	369	330	259	180	79	44	43	0	3,463
BURGLARY	477	356	288	139	67	12	14	0	5,210
LARCENY-THEFT (EXCEPT AUTO)	2,055	1,497	1,339	815	545	175	228	0	19,391
AUTO THEFT	88	72	71	29	15	4	2	0	868
ARSON	20	14	20	4	2	2	3	0	163
TOTAL PART I CRIME ARRESTS	3,233	2,422	2,169	1,237	747	281	307	1	31,470

PART II CRIME ARRESTS	35-39	40-44	45-49	50-54	55-59	60-64	65 & OVER	UNK	TOTAL ADULT
MANSLAUGHTER BY NEGLIGENCE	4	4	4	0	2	0	0	0	39
OTHER ASSAULTS	2,837	2,497	1,993	1,250	672	357	327	49	23,051
FORGERY & COUNTERFEITING	698	534	482	296	72	20	40	7	6,557
FRAUD	3,029	2,320	2,026	1,019	547	368	555	54	19,156
EMBEZZLEMENT	126	133	54	53	22	6	15	2	615
STOLEN PROPERTY: BUYING, RECEIVING, POSSESSION	419	325	242	138	78	25	35	5	4,367
VANDALISM	357	337	208	131	58	35	33	0	4,010
WEAPONS: CARRYING, POSSESSION, ETC.	288	264	183	139	97	32	51	0	2,649
PROSTITUTION & COMMERCIALIZED VICE	48	52	42	33	11	6	7	0	396
SEX OFFENSES (EXCEPT FORCIBLE RAPE & PROSTITUTION)	266	286	238	143	147	211	121	0	2,531
NARCOTIC DRUG LAWS	6,989	5,265	4,478	2,845	1,351	440	282	41	59,356
GAMBLING	31	5	7	9	20	6	11	0	134
OFFENSES AGAINST FAMILY	1,315	957	657	338	199	61	33	0	8,804
DRIVING UNDER INFLUENCE	3,568	3,236	3,096	2,238	1,113	587	428	0	29,758
LIQUOR LAWS	655	564	570	421	226	108	72	0	6,550
DRUNKENNESS	3,335	3,211	3,543	2,524	1,269	453	284	0	29,693
DISORDERLY CONDUCT	1,249	1,124	1,013	654	389	183	194	65	12,227
ALL OTHER OFFENSES (EXCEPT TRAFFIC)	13,076	9,554	7,258	4,197	2,022	905	768	0	96,779
CURFEW & LOITERING LAWS	2	0	1	0	1	0	0	0	6
RUNAWAYS	0	0	0	0	0	0	0	0	22
TOTAL PART II CRIME ARRESTS	38,292	30,668	26,095	16,428	8,296	3,803	3,256	223	306,700

TOTAL CRIME ARRESTS	41,525	33,090	28,264	17,665	9,043	4,084	3,563	224	338,170
----------------------------	---------------	---------------	---------------	---------------	--------------	--------------	--------------	------------	----------------

2010 TOTAL ARRESTS BY SEX

PART I CRIME ARRESTS	PERSONS ARRESTED					
	MALE	%	FEMALE	%	UNK	%
MURDER	300	0.1%	52	0.1%	0	0.0%
FORCIBLE RAPE	569	0.2%	27	0.0%	0	0.0%
ROBBERY	1,450	0.6%	244	0.3%	1	0.5%
AGGRAVATED ASSAULT	3,000	1.2%	811	0.8%	1	0.5%
BURGLARY	5,040	2.0%	819	0.8%	6	3.1%
LARCENY-THEFT (EXCEPT AUTO)	11,649	4.6%	10,077	10.4%	11	5.8%
AUTO THEFT	835	0.3%	166	0.2%	2	1.0%
ARSON	176	0.1%	33	0.0%	0	0.0%
TOTAL PART I CRIME ARRESTS	23,019	9.0%	12,229	12.7%	21	11.0%
PART II CRIME ARRESTS	MALE	%	FEMALE	%	UNK	%
MANSLAUGHTER BY NEGLIGENCE	30	0.0%	9	0.0%	0	0.0%
OTHER ASSAULTS	19,045	7.5%	6,075	6.3%	11	5.8%
FORGERY & COUNTERFEITING	3,480	1.4%	3,111	3.2%	0	0.0%
FRAUD	9,520	3.7%	9,661	10.0%	46	24.1%
EMBEZZLEMENT	332	0.1%	290	0.3%	0	0.0%
STOLEN PROPERTY: BUYING, RECEIVING, POSSESSION	3,732	1.5%	926	1.0%	6	3.1%
VANDALISM	3,925	1.5%	809	0.8%	8	4.2%
WEAPONS: CARRYING, POSSESSION, ETC.	2,537	1.0%	215	0.2%	0	0.0%
PROSTITUTION & COMMERCIAL VICE	154	0.1%	243	0.3%	0	0.0%
SEX OFFENSES	2,661	1.0%	102	0.1%	0	0.0%
NARCOTIC DRUG LAWS	44,899	17.6%	16,493	17.1%	21	11.0%
GAMBLING	114	0.0%	22	0.0%	0	0.0%
OFFENSES AGAINST FAMILY	6,600	2.6%	2,220	2.3%	1	0.5%
DRIVING UNDER INFLUENCE	23,131	9.1%	6,782	7.0%	4	2.1%
LIQUOR LAWS	5,467	2.1%	1,368	1.4%	2	1.0%
DRUNKENNESS	24,082	9.4%	6,118	6.3%	13	6.8%
DISORDERLY CONDUCT	9,623	3.8%	3,813	4.0%	3	1.6%
ALL OTHER OFFENSES (EXCEPT TRAFFIC)	72,814	28.5%	25,951	26.9%	55	28.8%
CURFEW & LOITERING LAWS	6	0.0%	3	0.0%	0	0.0%
RUNAWAYS	85	0.0%	89	0.1%	0	0.0%
TOTAL PART II CRIME ARRESTS	232,237	91.0%	84,300	87.3%	170	89.0%
TOTAL CRIME ARRESTS	255,256	100%	96,529	100%	191	100%

Percentages shown in total categories are not intended to reflect column totals.

Percentages reflect the sex of the individual arrested for each offense type.

2010 TOTAL ARRESTS BY RACE

PART I CRIME ARRESTS	WHITE	BLACK	AMERICAN INDIAN OR ALASKAN NATIVE	ASIAN OR PACIFIC ISLANDER	UNKNOWN
MURDER	292	60	0	0	0
FORCIBLE RAPE	476	119	0	1	0
ROBBERY	917	777	0	1	0
AGGRAVATED ASSAULT	2,698	1,098	5	11	0
BURGLARY	4,683	1,174	3	5	0
LARCENY-THEFT (EXCEPT AUTO)	17,753	3,916	8	60	0
AUTO THEFT	828	173	2	0	0
ARSON	177	31	1	0	0
TOTAL PART I CRIME ARRESTS	27,824	7,348	19	78	0

PART II CRIME ARRESTS	WHITE	BLACK	AMERICAN INDIAN OR ALASKAN NATIVE	ASIAN OR PACIFIC ISLANDER	UNKNOWN
MANSLAUGHTER BY NEGLIGENCE	32	7	0	0	0
OTHER ASSAULTS	20,111	4,937	19	64	0
FORGERY & COUNTERFEITING	5,557	1,014	2	18	0
FRAUD	16,926	2,250	9	42	0
EMBEZZLEMENT	530	86	0	3	3
STOLEN PROPERTY: BUYING, RECEIVING, POSSESSION	3,833	819	2	10	0
VANDALISM	3,871	860	3	8	0
WEAPONS: CARRYING, POSSESSION, ETC.	1,840	899	3	10	0
PROSTITUTION & COMMERCIAL VICE	278	113	0	3	3
SEX OFFENSES	2,495	263	2	3	0
NARCOTIC DRUG LAWS	50,349	10,924	29	111	0
GAMBLING	129	5	0	2	0
OFFENSES AGAINST FAMILY	7,146	1,635	6	14	20
DRIVING UNDER INFLUENCE	27,026	2,751	18	122	0
LIQUOR LAWS	6,187	611	4	15	20
DRUNKENNESS	25,810	4,212	28	68	95
DISORDERLY CONDUCT	10,432	2,971	5	31	0
ALL OTHER OFFENSES (EXCEPT TRAFFIC)	84,824	13,825	53	118	0
CURFEW & LOITERING LAWS	8	1	0	0	0
RUNAWAYS	123	51	0	0	0
TOTAL PART II CRIME ARRESTS	267,507	48,234	183	642	141

TOTAL CRIME ARRESTS	295,331	55,582	202	720	141
----------------------------	----------------	---------------	------------	------------	------------

2010 TOTAL ARRESTS BY COUNTY - ADULT AND JUVENILE

PART I CRIMES	ADAIR				ALLEN				ANDERSON			
	ADULT	JUV	UNK	TOTAL	ADULT	JUV	UNK	TOTAL	ADULT	JUV	UNK	TOTAL
MURDER	1	0	0	1	0	0	0	0	1	0	0	1
FORCIBLE RAPE	1	0	0	1	16	0	0	16	2	2	1	5
ROBBERY	0	0	0	0	0	0	0	0	4	0	0	4
AGGRAVATED ASSAULT	1	0	0	1	14	1	0	15	10	2	0	12
BURGLARY	8	0	0	8	20	0	0	20	16	0	0	16
LARCENY-THEFT	2	0	0	2	24	6	0	30	59	8	0	67
AUTO THEFT	1	0	0	1	3	0	0	3	2	0	0	2
ARSON	0	0	0	0	2	0	0	2	0	0	0	0
TOTAL FOR PART I CRIMES	14	0	0	14	79	7	0	86	94	12	1	107

PART II CRIMES												
MANSLAUGHTER BY NEGLIGENCE	0	0	0	0	0	0	0	0	0	0	0	0
OTHER ASSAULTS	17	1	0	18	157	19	0	176	110	13	0	123
FORGERY & COUNTERFEITING	2	0	0	2	7	0	0	7	44	0	0	44
FRAUD	2	0	0	2	24	0	0	24	110	0	1	111
EMBEZZLEMENT	0	0	0	0	0	0	0	0	6	0	0	6
STOLEN PROPERTY: BUYING, RECEIVING, POSSESSION	2	0	0	2	26	0	0	26	19	0	0	19
VANDALISM	3	0	0	3	13	9	0	22	12	3	0	15
WEAPONS: CARRYING, POSSESSION, ETC.	3	0	0	3	7	0	0	7	11	0	0	11
PROSTITUTION & COMMERCIALIZED VICE	0	0	0	0	0	0	0	0	0	0	0	0
SEX OFFENSES (EXCEPT RAPE & PROSTITUTION)	6	0	0	6	9	0	0	9	11	0	0	11
NARCOTIC DRUG LAWS	102	1	0	103	305	13	0	318	332	13	0	345
GAMBLING	0	0	0	0	0	0	0	0	0	0	0	0
OFFENSES AGAINST FAMILY	4	0	0	4	66	0	0	66	29	0	0	29
DRIVING UNDER THE INFLUENCE	36	0	0	36	109	2	0	111	163	3	0	166
LIQUOR LAWS	13	0	0	13	28	0	0	28	45	4	0	49
DRUNKENNESS	17	0	0	17	66	3	0	69	89	5	1	95
DISORDERLY CONDUCT	6	1	0	7	52	3	0	55	60	6	1	67
ALL OTHER OFFENSES (EXCEPT TRAFFIC)	157	1	0	158	535	3	1	539	445	5	2	452
CURFEW & LOITERING LAW VIOLATIONS	0	0	0	0	0	0	0	0	0	0	0	0
RUNAWAYS	0	0	0	0	0	0	0	0	0	0	0	0
TOTAL FOR PART II CRIMES	370	4	0	374	1,404	52	1	1,457	1,486	52	5	1,543

TOTAL CRIMES	384	4	0	388	1,483	59	1	1,543	1,580	64	6	1,650
---------------------	------------	----------	----------	------------	--------------	-----------	----------	--------------	--------------	-----------	----------	--------------

2010 TOTAL ARRESTS BY COUNTY - ADULT AND JUVENILE

PART I CRIMES	BALLARD				BARREN				BATH			
	ADULT	JUV	UNK	TOTAL	ADULT	JUV	UNK	TOTAL	ADULT	JUV	UNK	TOTAL
MURDER	0	0	0	0	2	0	0	2	0	0	0	0
FORCIBLE RAPE	2	0	0	2	3	0	0	3	1	0	0	1
ROBBERY	0	0	0	0	17	1	0	18	3	0	0	3
AGGRAVATED ASSAULT	3	1	0	4	51	1	0	52	1	2	0	3
BURGLARY	5	1	0	6	56	0	0	56	22	4	0	26
LARCENY-THEFT	87	2	0	89	163	6	0	169	34	0	1	35
AUTO THEFT	22	0	0	22	9	0	0	9	4	0	0	4
ARSON	2	0	0	2	1	0	0	1	1	0	0	1
TOTAL FOR PART I CRIMES	121	4	0	125	302	8	0	310	66	6	1	73

PART II CRIMES												
MANSLAUGHTER BY NEGLIGENCE	0	0	0	0	1	0	0	1	0	0	0	0
OTHER ASSAULTS	43	5	0	48	520	12	0	532	63	3	1	67
FORGERY & COUNTERFEITING	5	0	0	5	79	0	0	79	47	0	0	47
FRAUD	144	0	2	146	229	0	2	231	60	0	0	60
EMBEZZLEMENT	0	0	0	0	4	0	0	4	2	0	0	2
STOLEN PROPERTY: BUYING, RECEIVING, POSSESSION	5	0	0	5	66	0	0	66	17	0	0	17
VANDALISM	6	0	0	6	86	3	0	89	12	1	1	14
WEAPONS: CARRYING, POSSESSION, ETC.	8	0	0	8	52	0	1	53	5	0	0	5
PROSTITUTION & COMMERCIALIZED VICE	0	0	0	0	0	0	0	0	0	0	0	0
SEX OFFENSES (EXCEPT RAPE & PROSTITUTION)	3	0	0	3	38	0	0	38	8	0	0	8
NARCOTIC DRUG LAWS	100	3	0	103	943	15	8	966	129	2	2	133
GAMBLING	0	0	0	0	0	0	0	0	0	0	0	0
OFFENSES AGAINST FAMILY	23	0	0	23	102	0	0	102	20	0	0	20
DRIVING UNDER THE INFLUENCE	58	1	0	59	382	0	0	382	47	0	0	47
LIQUOR LAWS	26	0	0	26	88	1	0	89	24	0	0	24
DRUNKENNESS	16	1	0	17	394	6	1	401	50	1	0	51
DISORDERLY CONDUCT	16	2	0	18	214	10	0	224	20	1	0	21
ALL OTHER OFFENSES (EXCEPT TRAFFIC)	246	1	1	248	1,204	14	1	1,219	226	2	0	228
CURFEW & LOITERING LAW VIOLATIONS	0	0	0	0	0	0	0	0	0	0	0	0
RUNAWAYS	0	2	0	2	0	1	0	1	0	0	0	0
TOTAL FOR PART II CRIMES	699	15	3	717	4,402	62	13	4,477	730	10	4	744

TOTAL CRIMES	820	19	3	842	4,704	70	13	4,787	796	16	5	817
---------------------	------------	-----------	----------	------------	--------------	-----------	-----------	--------------	------------	-----------	----------	------------

2010 TOTAL ARRESTS BY COUNTY - ADULT AND JUVENILE

PART I CRIMES	BELL				BOONE				BOURBON			
	ADULT	JUV	UNK	TOTAL	ADULT	JUV	UNK	TOTAL	ADULT	JUV	UNK	TOTAL
MURDER	3	0	0	3	4	0	0	4	1	0	0	1
FORCIBLE RAPE	1	0	0	1	4	0	0	4	5	0	0	5
ROBBERY	18	1	0	19	17	0	0	17	5	0	0	5
AGGRAVATED ASSAULT	24	1	0	25	48	9	0	57	17	2	0	19
BURGLARY	37	1	0	38	77	10	0	87	34	0	0	34
LARCENY-THEFT	258	29	1	288	715	58	0	773	63	7	1	71
AUTO THEFT	6	0	0	6	16	4	0	20	7	2	0	9
ARSON	0	0	0	0	1	0	0	1	2	0	0	2
TOTAL FOR PART I CRIMES	347	32	1	380	882	81	0	963	134	11	1	146

PART II CRIMES												
MANSLAUGHTER BY NEGLIGENCE	3	0	0	3	1	0	0	1	0	0	0	0
OTHER ASSAULTS	238	11	0	249	380	74	1	455	111	18	3	132
FORGERY & COUNTERFEITING	54	0	0	54	124	7	3	134	96	0	0	96
FRAUD	88	2	0	90	283	15	2	300	115	0	22	137
EMBEZZLEMENT	1	0	0	1	3	2	0	5	0	0	0	0
STOLEN PROPERTY: BUYING, RECEIVING, POSSESSION	68	0	0	68	144	44	0	188	16	2	0	18
VANDALISM	26	4	0	30	59	13	1	73	17	3	1	21
WEAPONS: CARRYING, POSSESSION, ETC.	14	1	0	15	34	1	0	35	3	0	0	3
PROSTITUTION & COMMERCIALIZED VICE	0	0	0	0	2	0	0	2	1	0	0	1
SEX OFFENSES (EXCEPT RAPE & PROSTITUTION)	15	0	0	15	47	10	0	57	29	0	0	29
NARCOTIC DRUG LAWS	781	12	0	793	1,326	101	0	1,427	225	14	0	239
GAMBLING	4	0	0	4	0	0	0	0	0	0	0	0
OFFENSES AGAINST FAMILY	77	0	0	77	352	2	1	355	38	2	0	40
DRIVING UNDER THE INFLUENCE	493	1	0	494	790	5	0	795	128	1	1	130
LIQUOR LAWS	66	0	0	66	188	29	0	217	35	2	0	37
DRUNKENNESS	297	7	1	305	612	29	0	641	167	5	3	175
DISORDERLY CONDUCT	147	10	4	161	214	67	1	282	65	9	3	77
ALL OTHER OFFENSES (EXCEPT TRAFFIC)	2,689	14	3	2,706	1,509	75	4	1,588	642	4	1	647
CURFEW & LOITERING LAW VIOLATIONS	0	0	0	0	0	0	0	0	0	0	0	0
RUNAWAYS	0	0	0	0	0	11	0	11	0	0	0	0
TOTAL FOR PART II CRIMES	5,061	62	8	5,131	6,068	485	13	6,566	1,688	60	34	1,782

TOTAL CRIMES	5,408	94	9	5,511	6,950	566	13	7,529	1,822	71	35	1,928
---------------------	--------------	-----------	----------	--------------	--------------	------------	-----------	--------------	--------------	-----------	-----------	--------------

2010 TOTAL ARRESTS BY COUNTY - ADULT AND JUVENILE

PART I CRIMES	BOYD				BOYLE				BRACKEN			
	ADULT	JUV	UNK	TOTAL	ADULT	JUV	UNK	TOTAL	ADULT	JUV	UNK	TOTAL
MURDER	0	0	0	0	0	0	1	1	0	0	0	0
FORCIBLE RAPE	0	0	0	0	2	0	0	2	0	0	0	0
ROBBERY	38	0	0	38	11	0	0	11	0	0	0	0
AGGRAVATED ASSAULT	35	2	0	37	22	1	0	23	0	0	0	0
BURGLARY	129	6	1	136	42	0	0	42	15	0	0	15
LARCENY-THEFT	442	23	1	466	183	20	2	205	10	0	0	10
AUTO THEFT	5	1	0	6	1	0	0	1	0	0	0	0
ARSON	0	0	0	0	0	0	0	0	0	0	0	0
TOTAL FOR PART I CRIMES	649	32	2	683	261	21	3	285	25	0	0	25

PART II CRIMES												
MANSLAUGHTER BY NEGLIGENCE	0	0	0	0	1	0	0	1	0	0	0	0
OTHER ASSAULTS	187	7	0	194	140	3	0	143	35	0	1	36
FORGERY & COUNTERFEITING	100	1	0	101	91	0	0	91	4	0	0	4
FRAUD	300	0	2	302	94	0	1	95	65	0	0	65
EMBEZZLEMENT	4	0	0	4	1	0	0	1	0	0	0	0
STOLEN PROPERTY: BUYING, RECEIVING, POSSESSION	117	3	0	120	24	5	1	30	3	0	0	3
VANDALISM	22	5	0	27	17	1	0	18	6	0	0	6
WEAPONS: CARRYING, POSSESSION, ETC.	24	2	0	26	15	0	0	15	2	0	0	2
PROSTITUTION & COMMERCIALIZED VICE	11	0	0	11	0	0	0	0	0	0	0	0
SEX OFFENSES (EXCEPT RAPE & PROSTITUTION)	10	0	0	10	13	0	0	13	1	0	0	1
NARCOTIC DRUG LAWS	1,044	7	0	1,051	241	7	0	248	38	1	2	41
GAMBLING	0	0	0	0	0	0	0	0	0	0	0	0
OFFENSES AGAINST FAMILY	134	0	1	135	38	0	0	38	6	0	0	6
DRIVING UNDER THE INFLUENCE	557	0	1	558	175	2	1	178	28	0	0	28
LIQUOR LAWS	26	0	1	27	26	0	0	26	6	0	0	6
DRUNKENNESS	454	16	0	470	146	1	0	147	16	0	1	17
DISORDERLY CONDUCT	117	3	0	120	67	9	0	76	7	0	0	7
ALL OTHER OFFENSES (EXCEPT TRAFFIC)	1,550	15	1	1,566	523	4	2	529	91	0	1	92
CURFEW & LOITERING LAW VIOLATIONS	0	0	0	0	0	0	0	0	0	0	0	0
RUNAWAYS	1	3	0	4	0	0	0	0	0	0	0	0
TOTAL FOR PART II CRIMES	4,658	62	6	4,726	1,612	32	5	1,649	308	1	5	314

TOTAL CRIMES	5,307	94	8	5,409	1,873	53	8	1,934	333	1	5	339
---------------------	--------------	-----------	----------	--------------	--------------	-----------	----------	--------------	------------	----------	----------	------------

2010 TOTAL ARRESTS BY COUNTY - ADULT AND JUVENILE

PART I CRIMES	BREATHITT				BRECKINRIDGE				BULLITT			
	ADULT	JUV	UNK	TOTAL	ADULT	JUV	UNK	TOTAL	ADULT	JUV	UNK	TOTAL
MURDER	1	0	0	1	1	0	0	1	3	0	0	3
FORCIBLE RAPE	3	0	0	3	1	0	0	1	6	0	0	6
ROBBERY	4	0	0	4	0	0	0	0	8	0	1	9
AGGRAVATED ASSAULT	5	0	0	5	5	0	0	5	50	7	1	58
BURGLARY	5	0	0	5	13	0	0	13	68	3	1	72
LARCENY-THEFT	28	1	0	29	24	0	0	24	131	8	0	139
AUTO THEFT	4	1	0	5	3	0	0	3	11	0	0	11
ARSON	0	0	0	0	0	0	0	0	2	0	0	2
TOTAL FOR PART I CRIMES	50	2	0	52	47	0	0	47	279	18	3	300

PART II CRIMES												
MANSLAUGHTER BY NEGLIGENCE	0	0	0	0	0	0	0	0	0	0	0	0
OTHER ASSAULTS	36	7	0	43	75	2	1	78	441	9	2	452
FORGERY & COUNTERFEITING	8	0	0	8	16	0	0	16	56	0	0	56
FRAUD	8	0	0	8	125	0	0	125	204	0	5	209
EMBEZZLEMENT	0	0	0	0	4	0	0	4	13	0	0	13
STOLEN PROPERTY: BUYING, RECEIVING, POSSESSION	8	0	0	8	6	0	0	6	51	4	0	55
VANDALISM	11	2	0	13	18	1	0	19	68	6	0	74
WEAPONS: CARRYING, POSSESSION, ETC.	9	0	0	9	3	0	0	3	36	0	0	36
PROSTITUTION & COMMERCIALIZED VICE	0	0	0	0	0	0	0	0	7	0	0	7
SEX OFFENSES (EXCEPT RAPE & PROSTITUTION)	17	0	0	17	6	0	0	6	38	0	0	38
NARCOTIC DRUG LAWS	107	2	0	109	176	8	0	184	779	11	0	790
GAMBLING	0	0	0	0	0	0	0	0	0	0	0	0
OFFENSES AGAINST FAMILY	15	0	0	15	31	0	0	31	187	0	0	187
DRIVING UNDER THE INFLUENCE	139	1	0	140	77	0	0	77	444	5	0	449
LIQUOR LAWS	17	0	0	17	19	0	0	19	128	1	0	129
DRUNKENNESS	81	3	0	84	54	0	0	54	389	7	0	396
DISORDERLY CONDUCT	20	4	0	24	39	0	0	39	258	6	4	268
ALL OTHER OFFENSES (EXCEPT TRAFFIC)	463	4	0	467	318	1	0	319	1,134	13	5	1,152
CURFEW & LOITERING LAW VIOLATIONS	0	0	0	0	0	0	0	0	0	0	0	0
RUNAWAYS	0	1	0	1	0	0	0	0	0	0	0	0
TOTAL FOR PART II CRIMES	939	24	0	963	967	12	1	980	4,233	62	16	4,311

TOTAL CRIMES	989	26	0	1,015	1,014	12	1	1,027	4,512	80	19	4,611
---------------------	------------	-----------	----------	--------------	--------------	-----------	----------	--------------	--------------	-----------	-----------	--------------

2010 TOTAL ARRESTS BY COUNTY - ADULT AND JUVENILE

PART I CRIMES	BUTLER				CALDWELL				CALLOWAY			
	ADULT	JUV	UNK	TOTAL	ADULT	JUV	UNK	TOTAL	ADULT	JUV	UNK	TOTAL
MURDER	5	0	0	5	3	0	0	3	5	0	0	5
FORCIBLE RAPE	10	1	0	11	2	0	0	2	6	0	0	6
ROBBERY	0	0	0	0	8	0	0	8	2	0	0	2
AGGRAVATED ASSAULT	15	1	0	16	18	1	0	19	17	0	0	17
BURGLARY	6	3	0	9	38	2	0	40	52	0	0	52
LARCENY-THEFT	23	4	0	27	64	13	0	77	151	16	1	168
AUTO THEFT	4	3	0	7	2	3	0	5	8	0	0	8
ARSON	0	0	0	0	0	0	0	0	2	0	0	2
TOTAL FOR PART I CRIMES	63	12	0	75	135	19	0	154	243	16	1	260

PART II CRIMES												
MANSLAUGHTER BY NEGLIGENCE	0	0	0	0	0	0	0	0	0	0	0	0
OTHER ASSAULTS	72	12	0	84	126	6	0	132	173	5	0	178
FORGERY & COUNTERFEITING	7	0	0	7	68	0	0	68	51	0	0	51
FRAUD	44	0	0	44	187	0	1	188	514	0	4	518
EMBEZZLEMENT	3	0	0	3	1	0	0	1	6	0	0	6
STOLEN PROPERTY: BUYING, RECEIVING, POSSESSION	9	0	0	9	12	0	0	12	44	1	0	45
VANDALISM	15	2	0	17	12	0	0	12	58	1	0	59
WEAPONS: CARRYING, POSSESSION, ETC.	7	0	0	7	8	0	0	8	20	0	0	20
PROSTITUTION & COMMERCIALIZED VICE	0	0	0	0	0	0	0	0	0	0	0	0
SEX OFFENSES (EXCEPT RAPE & PROSTITUTION)	4	2	0	6	56	3	0	59	22	1	0	23
NARCOTIC DRUG LAWS	241	7	0	248	131	8	0	139	385	8	0	393
GAMBLING	0	0	0	0	0	0	0	0	0	0	0	0
OFFENSES AGAINST FAMILY	28	0	0	28	49	0	0	49	100	1	0	101
DRIVING UNDER THE INFLUENCE	92	2	1	95	61	0	0	61	325	4	1	330
LIQUOR LAWS	24	1	1	26	11	0	0	11	48	1	0	49
DRUNKENNESS	64	4	0	68	39	0	0	39	144	2	1	147
DISORDERLY CONDUCT	33	4	0	37	42	2	0	44	67	1	0	68
ALL OTHER OFFENSES (EXCEPT TRAFFIC)	202	8	0	210	417	3	0	420	554	4	1	559
CURFEW & LOITERING LAW VIOLATIONS	0	0	0	0	0	0	0	0	0	0	0	0
RUNAWAYS	1	2	0	3	0	0	0	0	0	0	0	0
TOTAL FOR PART II CRIMES	846	44	2	892	1,220	22	1	1,243	2,511	29	7	2,547

TOTAL CRIMES	909	56	2	967	1,355	41	1	1,397	2,754	45	8	2,807
---------------------	------------	-----------	----------	------------	--------------	-----------	----------	--------------	--------------	-----------	----------	--------------

2010 TOTAL ARRESTS BY COUNTY - ADULT AND JUVENILE

PART I CRIMES	CAMPBELL				CARLISLE				CARROLL			
	ADULT	JUV	UNK	TOTAL	ADULT	JUV	UNK	TOTAL	ADULT	JUV	UNK	TOTAL
MURDER	3	0	0	3	1	0	0	1	0	0	0	0
FORCIBLE RAPE	3	0	0	3	0	0	0	0	0	0	0	0
ROBBERY	28	3	0	31	0	0	0	0	0	0	0	0
AGGRAVATED ASSAULT	31	7	0	38	1	0	0	1	6	0	0	6
BURGLARY	57	4	2	63	6	0	0	6	2	0	0	2
LARCENY-THEFT	362	83	1	446	8	0	0	8	21	0	0	21
AUTO THEFT	6	1	0	7	1	0	0	1	3	0	0	3
ARSON	1	1	0	2	0	0	0	0	0	3	0	3
TOTAL FOR PART I CRIMES	491	99	3	593	17	0	0	17	32	3	0	35

PART II CRIMES												
MANSLAUGHTER BY NEGLIGENCE	0	0	0	0	0	0	0	0	1	0	0	1
OTHER ASSAULTS	312	43	1	356	26	3	0	29	54	5	0	59
FORGERY & COUNTERFEITING	65	1	0	66	2	0	0	2	17	0	0	17
FRAUD	94	3	0	97	15	0	1	16	15	0	0	15
EMBEZZLEMENT	2	0	0	2	9	0	0	9	0	0	0	0
STOLEN PROPERTY: BUYING, RECEIVING, POSSESSION	111	9	1	121	6	0	0	6	5	0	0	5
VANDALISM	43	42	0	85	6	0	0	6	6	0	0	6
WEAPONS: CARRYING, POSSESSION, ETC.	33	3	0	36	1	0	0	1	2	0	0	2
PROSTITUTION & COMMERCIALIZED VICE	15	0	0	15	0	0	0	0	0	0	0	0
SEX OFFENSES (EXCEPT RAPE & PROSTITUTION)	16	1	0	17	2	1	0	3	3	1	0	4
NARCOTIC DRUG LAWS	1,513	74	0	1,587	43	2	0	45	142	2	0	144
GAMBLING	0	0	0	0	0	0	0	0	0	0	0	0
OFFENSES AGAINST FAMILY	141	0	0	141	10	0	0	10	10	0	0	10
DRIVING UNDER THE INFLUENCE	520	3	1	524	35	0	0	35	107	3	0	110
LIQUOR LAWS	280	33	0	313	14	0	0	14	45	0	0	45
DRUNKENNESS	818	11	2	831	8	0	0	8	76	0	0	76
DISORDERLY CONDUCT	445	36	1	482	10	0	0	10	34	1	0	35
ALL OTHER OFFENSES (EXCEPT TRAFFIC)	2,022	173	2	2,197	88	0	1	89	280	5	0	285
CURFEW & LOITERING LAW VIOLATIONS	0	2	0	2	0	0	0	0	0	0	0	0
RUNAWAYS	2	11	0	13	0	0	0	0	0	0	0	0
TOTAL FOR PART II CRIMES	6,432	445	8	6,885	275	6	2	283	797	17	0	814
TOTAL CRIMES	6,923	544	11	7,478	292	6	2	300	829	20	0	849

2010 TOTAL ARRESTS BY COUNTY - ADULT AND JUVENILE

PART I CRIMES	CARTER				CASEY				CHRISTIAN			
	ADULT	JUV	UNK	TOTAL	ADULT	JUV	UNK	TOTAL	ADULT	JUV	UNK	TOTAL
MURDER	3	0	0	3	0	0	0	0	9	0	0	9
FORCIBLE RAPE	14	0	0	14	3	0	0	3	11	2	0	13
ROBBERY	2	0	0	2	3	0	0	3	42	22	0	64
AGGRAVATED ASSAULT	12	0	0	12	6	0	0	6	112	11	1	124
BURGLARY	29	0	1	30	52	1	0	53	146	33	0	179
LARCENY-THEFT	68	0	0	68	71	0	0	71	288	46	0	334
AUTO THEFT	4	0	0	4	3	0	0	3	16	5	0	21
ARSON	1	0	0	1	0	0	0	0	16	1	0	17
TOTAL FOR PART I CRIMES	133	0	1	134	138	1	0	139	640	120	1	761

PART II CRIMES												
MANSLAUGHTER BY NEGLIGENCE	0	0	0	0	0	0	0	0	1	0	0	1
OTHER ASSAULTS	68	0	0	68	101	4	1	106	650	72	1	723
FORGERY & COUNTERFEITING	14	0	0	14	19	0	0	19	208	0	0	208
FRAUD	7	0	0	7	114	0	13	127	419	0	0	419
EMBEZZLEMENT	1	0	0	1	1	0	0	1	29	0	0	29
STOLEN PROPERTY: BUYING, RECEIVING, POSSESSION	19	0	0	19	32	0	0	32	108	4	0	112
VANDALISM	10	4	0	14	30	1	0	31	91	11	1	103
WEAPONS: CARRYING, POSSESSION, ETC.	7	0	0	7	10	0	0	10	90	1	0	91
PROSTITUTION & COMMERCIALIZED VICE	0	0	0	0	0	0	1	1	1	0	0	1
SEX OFFENSES (EXCEPT RAPE & PROSTITUTION)	24	0	0	24	31	1	0	32	40	12	0	52
NARCOTIC DRUG LAWS	166	0	0	166	210	2	3	215	1,308	70	2	1,380
GAMBLING	0	0	0	0	0	0	0	0	0	0	0	0
OFFENSES AGAINST FAMILY	17	0	0	17	25	0	0	25	288	1	1	290
DRIVING UNDER THE INFLUENCE	144	0	0	144	94	0	0	94	720	5	0	725
LIQUOR LAWS	24	0	0	24	32	0	1	33	147	4	0	151
DRUNKENNESS	92	0	0	92	69	2	2	73	567	11	3	581
DISORDERLY CONDUCT	27	2	0	29	25	0	1	26	402	112	0	514
ALL OTHER OFFENSES (EXCEPT TRAFFIC)	709	5	3	717	276	0	5	281	1,828	169	4	2,001
CURFEW & LOITERING LAW VIOLATIONS	0	0	0	0	0	0	0	0	0	0	0	0
RUNAWAYS	0	0	0	0	0	3	0	3	1	1	0	2
TOTAL FOR PART II CRIMES	1,329	11	3	1,343	1,069	13	27	1,109	6,898	473	12	7,383

TOTAL CRIMES	1,462	11	4	1,477	1,207	14	27	1,248	7,538	593	13	8,144
---------------------	--------------	-----------	----------	--------------	--------------	-----------	-----------	--------------	--------------	------------	-----------	--------------

2010 TOTAL ARRESTS BY COUNTY - ADULT AND JUVENILE

PART I CRIMES	CLARK				CLAY				CLINTON			
	ADULT	JUV	UNK	TOTAL	ADULT	JUV	UNK	TOTAL	ADULT	JUV	UNK	TOTAL
MURDER	7	0	0	7	1	0	0	1	0	0	0	0
FORCIBLE RAPE	1	0	0	1	0	1	0	1	0	0	0	0
ROBBERY	9	0	0	9	1	0	0	1	0	0	0	0
AGGRAVATED ASSAULT	23	0	0	23	13	0	0	13	2	0	0	2
BURGLARY	58	5	1	64	12	0	0	12	2	0	0	2
LARCENY-THEFT	279	17	1	297	76	1	0	77	0	0	0	0
AUTO THEFT	5	1	0	6	1	0	0	1	0	0	0	0
ARSON	2	0	0	2	1	0	0	1	0	0	0	0
TOTAL FOR PART I CRIMES	384	23	2	409	105	2	0	107	4	0	0	4

PART II CRIMES												
MANSLAUGHTER BY NEGLIGENCE	0	0	0	0	0	0	0	0	0	0	0	0
OTHER ASSAULTS	185	9	1	195	76	10	0	86	5	0	0	5
FORGERY & COUNTERFEITING	35	0	2	37	2	0	0	2	0	0	0	0
FRAUD	238	0	3	241	16	0	0	16	2	0	0	2
EMBEZZLEMENT	6	0	0	6	2	0	0	2	0	0	0	0
STOLEN PROPERTY: BUYING, RECEIVING, POSSESSION	68	0	1	69	14	0	1	15	0	0	0	0
VANDALISM	27	2	0	29	21	1	0	22	2	0	0	2
WEAPONS: CARRYING, POSSESSION, ETC.	16	1	0	17	2	0	0	2	1	0	0	1
PROSTITUTION & COMMERCIALIZED VICE	1	0	0	1	0	0	0	0	0	0	0	0
SEX OFFENSES (EXCEPT RAPE & PROSTITUTION)	28	0	0	28	2	4	0	6	1	0	0	1
NARCOTIC DRUG LAWS	436	1	0	437	270	3	0	273	7	0	0	7
GAMBLING	6	0	0	6	0	0	0	0	0	0	0	0
OFFENSES AGAINST FAMILY	37	0	0	37	24	0	0	24	2	0	0	2
DRIVING UNDER THE INFLUENCE	166	0	0	166	150	0	0	150	9	0	0	9
LIQUOR LAWS	30	0	0	30	18	0	0	18	1	1	0	2
DRUNKENNESS	398	2	3	403	169	3	1	173	5	0	0	5
DISORDERLY CONDUCT	140	7	4	151	54	7	0	61	3	0	0	3
ALL OTHER OFFENSES (EXCEPT TRAFFIC)	600	6	1	607	438	2	0	440	55	0	0	55
CURFEW & LOITERING LAW VIOLATIONS	0	0	0	0	0	0	0	0	0	0	0	0
RUNAWAYS	0	1	0	1	0	1	0	1	0	0	0	0
TOTAL FOR PART II CRIMES	2,417	29	15	2,461	1,258	31	2	1,291	93	1	0	94

TOTAL CRIMES	2,801	52	17	2,870	1,363	33	2	1,398	97	1	0	98
---------------------	--------------	-----------	-----------	--------------	--------------	-----------	----------	--------------	-----------	----------	----------	-----------

2010 TOTAL ARRESTS BY COUNTY - ADULT AND JUVENILE

PART I CRIMES	CRITTENDEN				CUMBERLAND				DAVISS			
	ADULT	JUV	UNK	TOTAL	ADULT	JUV	UNK	TOTAL	ADULT	JUV	UNK	TOTAL
MURDER	0	0	0	0	0	0	0	0	16	0	0	16
FORCIBLE RAPE	3	0	0	3	1	0	0	1	13	0	0	13
ROBBERY	3	0	0	3	0	0	0	0	29	3	0	32
AGGRAVATED ASSAULT	6	0	0	6	5	0	0	5	43	13	0	56
BURGLARY	13	0	0	13	5	0	0	5	137	26	0	163
LARCENY-THEFT	25	1	0	26	17	0	0	17	533	116	0	649
AUTO THEFT	1	0	0	1	1	0	0	1	24	10	0	34
ARSON	2	0	0	2	0	0	0	0	6	2	0	8
TOTAL FOR PART I CRIMES	53	1	0	54	29	0	0	29	801	170	0	971

PART II CRIMES												
MANSLAUGHTER BY NEGLIGENCE	1	0	0	1	0	0	0	0	0	0	0	0
OTHER ASSAULTS	65	0	0	65	39	0	0	39	595	144	1	740
FORGERY & COUNTERFEITING	5	0	0	5	2	0	0	2	95	0	0	95
FRAUD	236	0	0	236	69	0	2	71	1,200	1	6	1,207
EMBEZZLEMENT	2	0	0	2	0	0	0	0	23	2	0	25
STOLEN PROPERTY: BUYING, RECEIVING, POSSESSION	11	0	0	11	3	2	0	5	133	26	0	159
VANDALISM	9	0	0	9	5	0	0	5	154	117	0	271
WEAPONS: CARRYING, POSSESSION, ETC.	5	0	0	5	1	0	0	1	37	1	0	38
PROSTITUTION & COMMERCIALIZED VICE	0	0	0	0	0	0	0	0	3	0	0	3
SEX OFFENSES (EXCEPT RAPE & PROSTITUTION)	6	0	0	6	3	0	0	3	75	37	1	113
NARCOTIC DRUG LAWS	124	2	0	126	72	0	0	72	1,907	108	0	2,015
GAMBLING	0	0	1	1	0	0	0	0	0	0	0	0
OFFENSES AGAINST FAMILY	36	0	0	36	14	0	0	14	334	0	0	334
DRIVING UNDER THE INFLUENCE	63	1	0	64	35	0	0	35	841	10	0	851
LIQUOR LAWS	23	2	1	26	17	0	0	17	248	29	0	277
DRUNKENNESS	30	1	0	31	30	0	0	30	746	30	1	777
DISORDERLY CONDUCT	18	0	0	18	21	0	0	21	386	115	2	503
ALL OTHER OFFENSES (EXCEPT TRAFFIC)	118	1	0	119	77	0	0	77	2,018	146	5	2,169
CURFEW & LOITERING LAW VIOLATIONS	0	0	0	0	0	0	0	0	0	0	0	0
RUNAWAYS	1	0	0	1	0	0	0	0	4	15	0	19
TOTAL FOR PART II CRIMES	753	7	2	762	388	2	2	392	8,799	781	16	9,596

TOTAL CRIMES	806	8	2	816	417	2	2	421	9,600	951	16	10,567
---------------------	------------	----------	----------	------------	------------	----------	----------	------------	--------------	------------	-----------	---------------

2010 TOTAL ARRESTS BY COUNTY - ADULT AND JUVENILE

PART I CRIMES	EDMONSON				ELLIOTT				ESTILL			
	ADULT	JUV	UNK	TOTAL	ADULT	JUV	UNK	TOTAL	ADULT	JUV	UNK	TOTAL
MURDER	16	0	0	16	0	0	0	0	2	0	0	2
FORCIBLE RAPE	3	0	0	3	0	0	0	0	0	0	0	0
ROBBERY	0	0	0	0	1	0	0	1	0	0	0	0
AGGRAVATED ASSAULT	18	0	0	18	3	0	0	3	6	0	0	6
BURGLARY	3	0	0	3	9	0	0	9	11	1	0	12
LARCENY-THEFT	9	1	0	10	3	0	0	3	17	1	0	18
AUTO THEFT	2	0	0	2	0	0	0	0	9	0	0	9
ARSON	0	0	0	0	0	0	0	0	0	0	0	0
TOTAL FOR PART I CRIMES	51	1	0	52	16	0	0	16	45	2	0	47

PART II CRIMES												
MANSLAUGHTER BY NEGLIGENCE	0	0	0	0	0	0	0	0	0	0	0	0
OTHER ASSAULTS	47	8	0	55	12	2	0	14	53	2	0	55
FORGERY & COUNTERFEITING	0	0	0	0	7	0	0	7	10	0	0	10
FRAUD	14	0	5	19	1	0	0	1	4	1	1	6
EMBEZZLEMENT	0	0	0	0	0	0	0	0	0	0	0	0
STOLEN PROPERTY: BUYING, RECEIVING, POSSESSION	11	0	0	11	3	0	0	3	14	0	0	14
VANDALISM	8	1	0	9	3	0	0	3	10	1	0	11
WEAPONS: CARRYING, POSSESSION, ETC.	4	0	0	4	8	0	0	8	1	0	0	1
PROSTITUTION & COMMERCIALIZED VICE	0	0	0	0	0	0	0	0	0	0	0	0
SEX OFFENSES (EXCEPT RAPE & PROSTITUTION)	10	0	0	10	1	2	0	3	9	0	0	9
NARCOTIC DRUG LAWS	85	4	0	89	95	0	0	95	156	27	0	183
GAMBLING	60	0	0	60	0	0	0	0	5	0	0	5
OFFENSES AGAINST FAMILY	46	0	0	46	9	0	0	9	10	1	0	11
DRIVING UNDER THE INFLUENCE	24	0	0	24	61	0	0	61	69	0	0	69
LIQUOR LAWS	10	0	0	10	10	0	0	10	19	0	0	19
DRUNKENNESS	12	0	0	12	17	0	0	17	70	4	0	74
DISORDERLY CONDUCT	8	0	0	8	6	0	0	6	12	0	0	12
ALL OTHER OFFENSES (EXCEPT TRAFFIC)	285	3	0	288	244	3	0	247	442	2	1	445
CURFEW & LOITERING LAW VIOLATIONS	0	0	0	0	0	0	0	0	0	0	0	0
RUNAWAYS	0	0	0	0	0	0	0	0	0	2	0	2
TOTAL FOR PART II CRIMES	624	16	5	645	477	7	0	484	884	40	2	926

TOTAL CRIMES	675	17	5	697	493	7	0	500	929	42	2	973
---------------------	------------	-----------	----------	------------	------------	----------	----------	------------	------------	-----------	----------	------------

2010 TOTAL ARRESTS BY COUNTY - ADULT AND JUVENILE

PART I CRIMES	FAYETTE				FLEMING				FLOYD			
	ADULT	JUV	UNK	TOTAL	ADULT	JUV	UNK	TOTAL	ADULT	JUV	UNK	TOTAL
MURDER	6	0	0	6	1	0	0	1	2	0	0	2
FORCIBLE RAPE	8	0	0	8	1	0	0	1	5	0	0	5
ROBBERY	104	1	0	105	1	0	0	1	7	0	0	7
AGGRAVATED ASSAULT	70	12	1	83	8	0	0	8	24	0	0	24
BURGLARY	148	0	0	148	28	0	0	28	33	0	0	33
LARCENY-THEFT	768	8	0	776	15	0	0	15	183	4	2	189
AUTO THEFT	0	0	0	0	2	0	0	2	5	0	0	5
ARSON	6	0	0	6	0	0	0	0	0	0	0	0
TOTAL FOR PART I CRIMES	1,110	21	1	1,132	56	0	0	56	259	4	2	265

PART II CRIMES												
MANSLAUGHTER BY NEGLIGENCE	1	0	0	1	0	0	0	0	0	0	0	0
OTHER ASSAULTS	503	12	0	515	43	0	0	43	229	6	0	235
FORGERY & COUNTERFEITING	91	0	0	91	17	0	0	17	19	0	0	19
FRAUD	114	1	0	115	32	0	0	32	10	0	0	10
EMBEZZLEMENT	3	0	0	3	3	0	0	3	0	0	0	0
STOLEN PROPERTY: BUYING, RECEIVING, POSSESSION	193	0	0	193	11	0	0	11	13	0	0	13
VANDALISM	25	2	0	27	8	0	0	8	43	0	0	43
WEAPONS: CARRYING, POSSESSION, ETC.	72	1	0	73	10	0	0	10	8	0	0	8
PROSTITUTION & COMMERCIALIZED VICE	44	0	0	44	0	0	0	0	0	0	0	0
SEX OFFENSES (EXCEPT RAPE & PROSTITUTION)	12	2	0	14	8	0	0	8	10	0	0	10
NARCOTIC DRUG LAWS	1,205	12	0	1,217	72	0	0	72	644	5	1	650
GAMBLING	0	0	0	0	0	0	0	0	0	0	0	0
OFFENSES AGAINST FAMILY	580	0	0	580	15	0	0	15	68	0	0	68
DRIVING UNDER THE INFLUENCE	1,228	3	0	1,231	99	0	0	99	416	1	1	418
LIQUOR LAWS	276	1	0	277	21	0	0	21	57	1	0	58
DRUNKENNESS	2,588	4	0	2,592	53	1	0	54	386	3	2	391
DISORDERLY CONDUCT	85	72	1	158	19	0	0	19	166	1	0	167
ALL OTHER OFFENSES (EXCEPT TRAFFIC)	2,843	34	1	2,878	367	0	0	367	639	1	0	640
CURFEW & LOITERING LAW VIOLATIONS	0	0	0	0	0	0	0	0	0	0	0	0
RUNAWAYS	1	5	0	6	0	0	0	0	0	0	0	0
TOTAL FOR PART II CRIMES	9,864	149	2	10,015	778	1	0	779	2,708	18	4	2,730

TOTAL CRIMES	10,974	170	3	11,147	834	1	0	835	2,967	22	6	2,995
---------------------	---------------	------------	----------	---------------	------------	----------	----------	------------	--------------	-----------	----------	--------------

2010 TOTAL ARRESTS BY COUNTY - ADULT AND JUVENILE

PART I CRIMES	FRANKLIN				FULTON				GALLATIN			
	ADULT	JUV	UNK	TOTAL	ADULT	JUV	UNK	TOTAL	ADULT	JUV	UNK	TOTAL
MURDER	11	0	0	11	0	0	0	0	0	0	0	0
FORCIBLE RAPE	2	0	0	2	3	0	0	3	1	0	0	1
ROBBERY	23	1	0	24	0	0	0	0	1	0	0	1
AGGRAVATED ASSAULT	44	4	0	48	14	1	0	15	1	1	0	2
BURGLARY	37	7	1	45	7	1	0	8	8	5	0	13
LARCENY-THEFT	296	19	0	315	68	7	0	75	14	3	1	18
AUTO THEFT	11	1	0	12	9	1	0	10	2	0	0	2
ARSON	0	0	0	0	1	0	0	1	0	0	0	0
TOTAL FOR PART I CRIMES	424	32	1	457	102	10	0	112	27	9	1	37

PART II CRIMES												
MANSLAUGHTER BY NEGLIGENCE	0	0	0	0	0	0	0	0	0	0	0	0
OTHER ASSAULTS	333	25	0	358	181	3	0	184	68	3	0	71
FORGERY & COUNTERFEITING	134	0	0	134	11	0	0	11	4	0	0	4
FRAUD	334	2	3	339	124	2	0	126	7	0	0	7
EMBEZZLEMENT	32	0	0	32	2	0	0	2	0	0	0	0
STOLEN PROPERTY: BUYING, RECEIVING, POSSESSION	53	4	0	57	7	3	0	10	7	2	0	9
VANDALISM	40	7	0	47	14	2	0	16	16	4	0	20
WEAPONS: CARRYING, POSSESSION, ETC.	31	1	0	32	5	1	0	6	7	0	0	7
PROSTITUTION & COMMERCIALIZED VICE	1	0	0	1	0	0	0	0	0	0	0	0
SEX OFFENSES (EXCEPT RAPE & PROSTITUTION)	29	0	0	29	7	0	0	7	5	0	0	5
NARCOTIC DRUG LAWS	665	16	0	681	248	6	0	254	196	11	0	207
GAMBLING	0	0	0	0	0	0	0	0	0	0	0	0
OFFENSES AGAINST FAMILY	132	0	0	132	36	0	0	36	10	0	0	10
DRIVING UNDER THE INFLUENCE	514	4	0	518	94	1	0	95	158	2	0	160
LIQUOR LAWS	132	1	0	133	32	2	0	34	47	0	0	47
DRUNKENNESS	372	6	0	378	38	2	0	40	75	1	2	78
DISORDERLY CONDUCT	261	30	0	291	43	1	0	44	27	1	0	28
ALL OTHER OFFENSES (EXCEPT TRAFFIC)	2,114	42	2	2,158	285	2	1	288	316	4	1	321
CURFEW & LOITERING LAW VIOLATIONS	0	0	0	0	1	0	0	1	0	0	0	0
RUNAWAYS	0	2	0	2	0	0	0	0	0	0	0	0
TOTAL FOR PART II CRIMES	5,177	140	5	5,322	1,128	25	1	1,154	943	28	3	974

TOTAL CRIMES	5,601	172	6	5,779	1,230	35	1	1,266	970	37	4	1,011
---------------------	--------------	------------	----------	--------------	--------------	-----------	----------	--------------	------------	-----------	----------	--------------

2010 TOTAL ARRESTS BY COUNTY - ADULT AND JUVENILE

PART I CRIMES	GARRARD				GRANT				GRAVES			
	ADULT	JUV	UNK	TOTAL	ADULT	JUV	UNK	TOTAL	ADULT	JUV	UNK	TOTAL
MURDER	1	0	0	1	0	0	0	0	1	0	0	1
FORCIBLE RAPE	1	0	0	1	4	1	0	5	4	0	0	4
ROBBERY	0	0	0	0	1	0	0	1	10	0	0	10
AGGRAVATED ASSAULT	1	0	0	1	9	2	0	11	49	3	1	53
BURGLARY	17	0	0	17	42	6	0	48	56	10	0	66
LARCENY-THEFT	42	3	0	45	76	13	0	89	154	6	0	160
AUTO THEFT	1	0	0	1	3	2	0	5	22	2	0	24
ARSON	0	0	0	0	2	0	0	2	1	1	0	2
TOTAL FOR PART I CRIMES	63	3	0	66	137	24	0	161	297	22	1	320

PART II CRIMES												
MANSLAUGHTER BY NEGLIGENCE	0	0	0	0	1	0	0	1	0	0	0	0
OTHER ASSAULTS	101	8	1	110	104	24	0	128	396	17	1	414
FORGERY & COUNTERFEITING	10	0	0	10	22	0	0	22	81	1	0	82
FRAUD	123	0	8	131	47	0	0	47	414	1	0	415
EMBEZZLEMENT	7	0	0	7	2	0	0	2	15	0	0	15
STOLEN PROPERTY: BUYING, RECEIVING, POSSESSION	8	0	0	8	28	7	0	35	42	0	0	42
VANDALISM	19	4	1	24	20	1	0	21	48	6	0	54
WEAPONS: CARRYING, POSSESSION, ETC.	5	0	0	5	6	0	0	6	30	0	0	30
PROSTITUTION & COMMERCIALIZED VICE	0	0	0	0	0	0	0	0	0	0	0	0
SEX OFFENSES (EXCEPT RAPE & PROSTITUTION)	2	0	0	2	10	3	0	13	73	0	0	73
NARCOTIC DRUG LAWS	145	2	0	147	223	21	0	244	535	11	2	548
GAMBLING	0	0	0	0	0	0	0	0	0	0	0	0
OFFENSES AGAINST FAMILY	23	0	0	23	60	0	0	60	100	0	0	100
DRIVING UNDER THE INFLUENCE	97	1	2	100	145	0	0	145	317	4	0	321
LIQUOR LAWS	38	0	0	38	40	1	0	41	100	2	0	102
DRUNKENNESS	74	0	0	74	83	1	1	85	259	5	0	264
DISORDERLY CONDUCT	31	1	3	35	57	15	0	72	238	4	1	243
ALL OTHER OFFENSES (EXCEPT TRAFFIC)	419	0	2	421	604	6	1	611	991	6	1	998
CURFEW & LOITERING LAW VIOLATIONS	0	0	0	0	0	0	0	0	0	0	0	0
RUNAWAYS	0	0	0	0	0	1	0	1	1	0	0	1
TOTAL FOR PART II CRIMES	1,102	16	17	1,135	1,452	80	2	1,534	3,640	57	5	3,702

TOTAL CRIMES	1,165	19	17	1,201	1,589	104	2	1,695	3,937	79	6	4,022
---------------------	--------------	-----------	-----------	--------------	--------------	------------	----------	--------------	--------------	-----------	----------	--------------

2010 TOTAL ARRESTS BY COUNTY - ADULT AND JUVENILE

PART I CRIMES	GRAYSON				GREEN				GREENUP			
	ADULT	JUV	UNK	TOTAL	ADULT	JUV	UNK	TOTAL	ADULT	JUV	UNK	TOTAL
MURDER	0	0	0	0	3	0	0	3	3	0	0	3
FORCIBLE RAPE	0	0	0	0	0	0	0	0	7	0	0	7
ROBBERY	0	0	0	0	1	0	0	1	5	0	0	5
AGGRAVATED ASSAULT	15	0	0	15	5	0	0	5	4	0	0	4
BURGLARY	11	0	0	11	4	0	0	4	16	0	0	16
LARCENY-THEFT	71	1	0	72	9	1	0	10	33	0	0	33
AUTO THEFT	8	0	0	8	1	1	0	2	1	0	0	1
ARSON	0	0	0	0	1	0	0	1	1	0	0	1
TOTAL FOR PART I CRIMES	105	1	0	106	24	2	0	26	70	0	0	70

PART II CRIMES												
MANSLAUGHTER BY NEGLIGENCE	0	0	0	0	0	0	0	0	0	0	0	0
OTHER ASSAULTS	190	9	1	200	44	12	0	56	94	4	0	98
FORGERY & COUNTERFEITING	26	0	0	26	0	0	0	0	10	0	0	10
FRAUD	436	0	5	441	22	0	0	22	12	0	0	12
EMBEZZLEMENT	4	0	0	4	2	1	0	3	3	0	0	3
STOLEN PROPERTY: BUYING, RECEIVING, POSSESSION	24	0	0	24	3	0	0	3	8	0	0	8
VANDALISM	24	45	0	69	4	1	0	5	11	1	0	12
WEAPONS: CARRYING, POSSESSION, ETC.	11	0	0	11	3	0	0	3	8	0	0	8
PROSTITUTION & COMMERCIALIZED VICE	0	0	0	0	0	0	0	0	0	0	0	0
SEX OFFENSES (EXCEPT RAPE & PROSTITUTION)	2	1	0	3	2	0	0	2	21	0	0	21
NARCOTIC DRUG LAWS	206	0	0	206	72	1	0	73	203	2	0	205
GAMBLING	0	0	0	0	0	0	0	0	0	0	0	0
OFFENSES AGAINST FAMILY	54	0	0	54	9	0	0	9	24	0	0	24
DRIVING UNDER THE INFLUENCE	142	0	0	142	54	0	0	54	192	3	0	195
LIQUOR LAWS	30	1	0	31	16	0	0	16	21	1	0	22
DRUNKENNESS	146	2	0	148	55	1	0	56	96	1	0	97
DISORDERLY CONDUCT	94	2	0	96	17	13	0	30	33	0	0	33
ALL OTHER OFFENSES (EXCEPT TRAFFIC)	436	0	0	436	137	3	0	140	865	1	2	868
CURFEW & LOITERING LAW VIOLATIONS	0	0	0	0	0	0	0	0	0	0	0	0
RUNAWAYS	0	0	0	0	0	0	0	0	0	0	0	0
TOTAL FOR PART II CRIMES	1,825	60	6	1,891	440	32	0	472	1,601	13	2	1,616

TOTAL CRIMES	1,930	61	6	1,997	464	34	0	498	1,671	13	2	1,686
---------------------	--------------	-----------	----------	--------------	------------	-----------	----------	------------	--------------	-----------	----------	--------------

2010 TOTAL ARRESTS BY COUNTY - ADULT AND JUVENILE

PART I CRIMES	HANCOCK				HARDIN				HARLAN			
	ADULT	JUV	UNK	TOTAL	ADULT	JUV	UNK	TOTAL	ADULT	JUV	UNK	TOTAL
MURDER	0	0	0	0	11	0	0	11	11	0	0	11
FORCIBLE RAPE	0	0	0	0	9	0	0	9	9	0	0	9
ROBBERY	0	0	0	0	38	3	0	41	10	0	0	10
AGGRAVATED ASSAULT	6	0	0	6	58	8	0	66	43	0	0	43
BURGLARY	2	0	0	2	84	25	0	109	51	3	0	54
LARCENY-THEFT	5	0	0	5	405	88	0	493	123	5	0	128
AUTO THEFT	4	0	0	4	17	1	1	19	10	5	0	15
ARSON	0	0	0	0	2	4	0	6	5	1	0	6
TOTAL FOR PART I CRIMES	17	0	0	17	624	129	1	754	262	14	0	276

PART II CRIMES												
MANSLAUGHTER BY NEGLIGENCE	0	0	0	0	1	0	0	1	0	0	0	0
OTHER ASSAULTS	40	0	0	40	518	67	2	587	321	26	0	347
FORGERY & COUNTERFEITING	3	0	0	3	369	0	1	370	54	0	0	54
FRAUD	2	0	0	2	1,005	1	10	1,016	103	0	0	103
EMBEZZLEMENT	0	0	0	0	37	0	0	37	5	0	0	5
STOLEN PROPERTY: BUYING, RECEIVING, POSSESSION	0	0	0	0	113	17	0	130	43	2	0	45
VANDALISM	6	0	0	6	70	31	0	101	36	7	0	43
WEAPONS: CARRYING, POSSESSION, ETC.	2	0	0	2	67	2	0	69	25	0	0	25
PROSTITUTION & COMMERCIALIZED VICE	0	0	0	0	0	0	0	0	11	0	0	11
SEX OFFENSES (EXCEPT RAPE & PROSTITUTION)	27	0	0	27	42	9	0	51	38	0	0	38
NARCOTIC DRUG LAWS	49	2	0	51	1,185	55	3	1,243	501	7	0	508
GAMBLING	0	0	0	0	0	0	0	0	1	0	0	1
OFFENSES AGAINST FAMILY	35	0	0	35	161	2	0	163	39	0	0	39
DRIVING UNDER THE INFLUENCE	34	0	0	34	846	4	0	850	332	1	1	334
LIQUOR LAWS	12	0	0	12	163	4	0	167	58	1	0	59
DRUNKENNESS	17	0	0	17	295	17	3	315	273	15	0	288
DISORDERLY CONDUCT	5	0	0	5	222	79	2	303	212	27	0	239
ALL OTHER OFFENSES (EXCEPT TRAFFIC)	101	0	0	101	2,365	76	4	2,445	1,694	9	0	1,703
CURFEW & LOITERING LAW VIOLATIONS	0	0	0	0	0	0	0	0	0	0	0	0
RUNAWAYS	0	0	0	0	2	6	0	8	0	1	0	1
TOTAL FOR PART II CRIMES	333	2	0	335	7,461	370	25	7,856	3,746	96	1	3,843

TOTAL CRIMES	350	2	0	352	8,085	499	26	8,610	4,008	110	1	4,119
---------------------	------------	----------	----------	------------	--------------	------------	-----------	--------------	--------------	------------	----------	--------------

2010 TOTAL ARRESTS BY COUNTY - ADULT AND JUVENILE

PART I CRIMES	HARRISON				HART				HENDERSON			
	ADULT	JUV	UNK	TOTAL	ADULT	JUV	UNK	TOTAL	ADULT	JUV	UNK	TOTAL
MURDER	2	0	0	2	2	0	0	2	0	0	0	0
FORCIBLE RAPE	1	0	0	1	3	0	0	3	1	0	0	1
ROBBERY	6	0	0	6	6	4	0	10	6	0	0	6
AGGRAVATED ASSAULT	13	0	0	13	21	0	0	21	28	0	0	28
BURGLARY	32	2	0	34	40	0	0	40	87	8	0	95
LARCENY-THEFT	88	6	0	94	40	0	0	40	270	46	0	316
AUTO THEFT	4	0	0	4	4	0	0	4	22	10	1	33
ARSON	0	0	0	0	0	0	0	0	0	0	0	0
TOTAL FOR PART I CRIMES	146	8	0	154	116	4	0	120	414	64	1	479

PART II CRIMES												
MANSLAUGHTER BY NEGLIGENCE	0	0	0	0	0	0	0	0	0	0	0	0
OTHER ASSAULTS	129	5	0	134	113	1	0	114	512	70	2	584
FORGERY & COUNTERFEITING	31	0	0	31	60	0	0	60	62	0	0	62
FRAUD	184	0	0	184	287	0	0	287	833	0	2	835
EMBEZZLEMENT	2	0	0	2	7	0	0	7	1	0	0	1
STOLEN PROPERTY: BUYING, RECEIVING, POSSESSION	23	2	0	25	23	0	0	23	54	5	0	59
VANDALISM	27	2	0	29	42	0	0	42	115	16	0	131
WEAPONS: CARRYING, POSSESSION, ETC.	9	0	0	9	4	0	0	4	22	0	0	22
PROSTITUTION & COMMERCIALIZED VICE	0	0	0	0	0	0	0	0	0	0	0	0
SEX OFFENSES (EXCEPT RAPE & PROSTITUTION)	2	0	0	2	6	0	0	6	30	2	0	32
NARCOTIC DRUG LAWS	176	4	0	180	399	0	0	399	569	11	3	583
GAMBLING	0	0	0	0	0	0	0	0	0	0	0	0
OFFENSES AGAINST FAMILY	24	0	0	24	38	0	0	38	119	0	0	119
DRIVING UNDER THE INFLUENCE	95	0	0	95	96	0	0	96	398	2	0	400
LIQUOR LAWS	21	1	0	22	29	0	0	29	123	16	2	141
DRUNKENNESS	129	7	0	136	44	0	0	44	319	1	0	320
DISORDERLY CONDUCT	47	4	2	53	45	0	0	45	241	21	0	262
ALL OTHER OFFENSES (EXCEPT TRAFFIC)	576	3	0	579	561	0	0	561	1,690	77	4	1,771
CURFEW & LOITERING LAW VIOLATIONS	0	0	0	0	0	0	0	0	0	0	0	0
RUNAWAYS	0	1	0	1	0	0	0	0	1	5	0	6
TOTAL FOR PART II CRIMES	1,475	29	2	1,506	1,754	1	0	1,755	5,089	226	13	5,328

TOTAL CRIMES	1,621	37	2	1,660	1,870	5	0	1,875	5,503	290	14	5,807
---------------------	--------------	-----------	----------	--------------	--------------	----------	----------	--------------	--------------	------------	-----------	--------------

2010 TOTAL ARRESTS BY COUNTY - ADULT AND JUVENILE

PART I CRIMES	HENRY				HICKMAN				HOPKINS			
	ADULT	JUV	UNK	TOTAL	ADULT	JUV	UNK	TOTAL	ADULT	JUV	UNK	TOTAL
MURDER	1	0	0	1	0	0	0	0	1	0	0	1
FORCIBLE RAPE	3	0	0	3	1	0	0	1	20	1	0	21
ROBBERY	1	1	0	2	3	0	0	3	7	1	0	8
AGGRAVATED ASSAULT	3	3	0	6	3	0	0	3	42	7	0	49
BURGLARY	12	2	0	14	6	0	0	6	75	8	0	83
LARCENY-THEFT	21	9	0	30	0	0	0	0	220	92	2	314
AUTO THEFT	4	21	0	25	0	0	0	0	18	3	0	21
ARSON	2	1	0	3	0	0	0	0	0	0	0	0
TOTAL FOR PART I CRIMES	47	37	0	84	13	0	0	13	383	112	2	497

PART II CRIMES												
MANSLAUGHTER BY NEGLIGENCE	1	0	0	1	0	0	0	0	2	0	0	2
OTHER ASSAULTS	89	7	0	96	21	1	0	22	369	53	1	423
FORGERY & COUNTERFEITING	21	0	0	21	0	0	0	0	129	0	0	129
FRAUD	39	1	0	40	2	0	0	2	696	1	0	697
EMBEZZLEMENT	0	0	0	0	0	0	0	0	10	1	0	11
STOLEN PROPERTY: BUYING, RECEIVING, POSSESSION	13	3	0	16	0	0	0	0	57	10	0	67
VANDALISM	16	5	0	21	1	0	0	1	56	16	0	72
WEAPONS: CARRYING, POSSESSION, ETC.	4	1	0	5	0	0	0	0	53	1	0	54
PROSTITUTION & COMMERCIALIZED VICE	0	0	0	0	0	0	0	0	2	0	0	2
SEX OFFENSES (EXCEPT RAPE & PROSTITUTION)	4	0	0	4	2	0	0	2	56	3	0	59
NARCOTIC DRUG LAWS	160	6	0	166	11	2	0	13	744	42	1	787
GAMBLING	0	0	0	0	0	0	0	0	42	0	0	42
OFFENSES AGAINST FAMILY	47	0	0	47	2	0	0	2	162	0	0	162
DRIVING UNDER THE INFLUENCE	175	1	0	176	10	0	0	10	363	1	0	364
LIQUOR LAWS	71	5	0	76	2	0	0	2	111	0	1	112
DRUNKENNESS	49	8	0	57	1	0	0	1	350	4	0	354
DISORDERLY CONDUCT	21	3	0	24	4	0	0	4	207	20	1	228
ALL OTHER OFFENSES (EXCEPT TRAFFIC)	349	4	0	353	51	0	0	51	1,825	39	0	1,864
CURFEW & LOITERING LAW VIOLATIONS	0	0	0	0	0	0	0	0	0	0	0	0
RUNAWAYS	0	0	0	0	0	0	0	0	0	0	0	0
TOTAL FOR PART II CRIMES	1,059	44	0	1,103	107	3	0	110	5,234	191	4	5,429

TOTAL CRIMES	1,106	81	0	1,187	120	3	0	123	5,617	303	6	5,926
---------------------	--------------	-----------	----------	--------------	------------	----------	----------	------------	--------------	------------	----------	--------------

2010 TOTAL ARRESTS BY COUNTY - ADULT AND JUVENILE

PART I CRIMES	JACKSON				JEFFERSON				JESSAMINE			
	ADULT	JUV	UNK	TOTAL	ADULT	JUV	UNK	TOTAL	ADULT	JUV	UNK	TOTAL
MURDER	7	0	0	7	55	4	0	59	0	0	0	0
FORCIBLE RAPE	21	0	0	21	55	11	0	66	5	0	0	5
ROBBERY	2	0	0	2	549	156	0	705	25	0	0	25
AGGRAVATED ASSAULT	8	0	0	8	1,284	139	3	1,426	23	1	0	24
BURGLARY	5	1	0	6	1,195	313	2	1,510	57	3	0	60
LARCENY-THEFT	9	0	0	9	5,082	996	2	6,080	194	16	0	210
AUTO THEFT	0	0	0	0	185	28	0	213	6	0	0	6
ARSON	0	1	0	1	35	3	0	38	2	0	0	2
TOTAL FOR PART I CRIMES	52	2	0	54	8,440	1,650	7	10,097	312	20	0	332

PART II CRIMES												
MANSLAUGHTER BY NEGLIGENCE	0	0	0	0	6	0	0	6	1	0	0	1
OTHER ASSAULTS	37	28	0	65	4,012	404	5	4,421	298	18	0	316
FORGERY & COUNTERFEITING	0	0	0	0	865	7	0	872	71	0	1	72
FRAUD	15	0	0	15	1,323	8	1	1,332	102	0	1	103
EMBEZZLEMENT	11	0	0	11	87	1	0	88	4	0	0	4
STOLEN PROPERTY: BUYING, RECEIVING, POSSESSION	1	0	0	1	719	81	1	801	101	2	0	103
VANDALISM	1	2	0	3	770	108	1	879	20	2	0	22
WEAPONS: CARRYING, POSSESSION, ETC.	7	0	0	7	760	68	1	829	32	3	0	35
PROSTITUTION & COMMERCIALIZED VICE	0	0	0	0	246	0	0	246	0	0	0	0
SEX OFFENSES (EXCEPT RAPE & PROSTITUTION)	37	0	0	37	145	3	0	148	19	0	0	19
NARCOTIC DRUG LAWS	394	5	0	399	10,806	526	3	11,335	706	33	0	739
GAMBLING	0	0	0	0	7	2	0	9	0	0	0	0
OFFENSES AGAINST FAMILY	10	0	0	10	1,309	1	1	1,311	190	0	1	191
DRIVING UNDER THE INFLUENCE	31	0	0	31	3,766	9	2	3,777	384	0	0	384
LIQUOR LAWS	14	0	0	14	396	30	0	426	76	0	0	76
DRUNKENNESS	20	1	0	21	5,391	27	3	5,421	269	7	0	276
DISORDERLY CONDUCT	10	0	0	10	1,518	172	4	1,694	81	3	0	84
ALL OTHER OFFENSES (EXCEPT TRAFFIC)	308	4	0	312	7,159	175	15	7,349	1,490	57	3	1,550
CURFEW & LOITERING LAW VIOLATIONS	0	0	0	0	0	0	0	0	0	0	0	0
RUNAWAYS	0	0	0	0	1	11	0	12	0	2	0	2
TOTAL FOR PART II CRIMES	896	40	0	936	39,286	1,633	37	40,956	3,844	127	6	3,977

TOTAL CRIMES	948	42	0	990	47,726	3,283	44	51,053	4,156	147	6	4,309
---------------------	------------	-----------	----------	------------	---------------	--------------	-----------	---------------	--------------	------------	----------	--------------

2010 TOTAL ARRESTS BY COUNTY - ADULT AND JUVENILE

PART I CRIMES	JOHNSON				KENTON				KNOTT			
	ADULT	JUV	UNK	TOTAL	ADULT	JUV	UNK	TOTAL	ADULT	JUV	UNK	TOTAL
MURDER	6	0	0	6	1	0	0	1	0	0	0	0
FORCIBLE RAPE	9	0	0	9	7	2	0	9	0	1	0	1
ROBBERY	3	0	0	3	52	11	0	63	2	0	0	2
AGGRAVATED ASSAULT	39	0	0	39	78	11	0	89	9	1	0	10
BURGLARY	22	1	0	23	168	9	0	177	21	0	0	21
LARCENY-THEFT	151	5	0	156	622	45	0	667	120	1	0	121
AUTO THEFT	2	0	0	2	14	0	0	14	7	0	0	7
ARSON	1	0	0	1	0	1	0	1	1	0	0	1
TOTAL FOR PART I CRIMES	233	6	0	239	942	79	0	1,021	160	3	0	163

PART II CRIMES												
MANSLAUGHTER BY NEGLIGENCE	0	0	0	0	3	0	0	3	0	0	0	0
OTHER ASSAULTS	200	4	1	205	709	40	1	750	193	3	1	197
FORGERY & COUNTERFEITING	17	0	0	17	109	0	0	109	24	0	0	24
FRAUD	7	0	0	7	358	1	17	376	23	0	0	23
EMBEZZLEMENT	4	0	0	4	3	0	0	3	7	0	1	8
STOLEN PROPERTY: BUYING, RECEIVING, POSSESSION	40	0	0	40	169	14	0	183	13	0	0	13
VANDALISM	37	1	0	38	87	16	0	103	43	1	0	44
WEAPONS: CARRYING, POSSESSION, ETC.	28	0	0	28	115	0	0	115	4	0	0	4
PROSTITUTION & COMMERCIALIZED VICE	0	0	0	0	38	0	0	38	0	0	0	0
SEX OFFENSES (EXCEPT RAPE & PROSTITUTION)	11	1	0	12	66	1	1	68	5	0	0	5
NARCOTIC DRUG LAWS	1,141	5	0	1,146	2,398	90	5	2,493	259	0	0	259
GAMBLING	0	0	0	0	0	0	0	0	1	0	0	1
OFFENSES AGAINST FAMILY	130	0	0	130	311	0	1	312	19	0	0	19
DRIVING UNDER THE INFLUENCE	358	0	0	358	843	2	1	846	162	0	0	162
LIQUOR LAWS	25	0	0	25	193	20	0	213	33	0	0	33
DRUNKENNESS	692	5	2	699	1,847	31	2	1,880	82	1	0	83
DISORDERLY CONDUCT	166	2	0	168	1,144	77	3	1,224	84	1	0	85
ALL OTHER OFFENSES (EXCEPT TRAFFIC)	794	4	2	800	5,596	201	21	5,818	746	1	0	747
CURFEW & LOITERING LAW VIOLATIONS	0	0	0	0	4	1	0	5	0	0	0	0
RUNAWAYS	0	0	0	0	3	5	0	8	0	0	0	0
TOTAL FOR PART II CRIMES	3,650	22	5	3,677	13,996	499	52	14,547	1,698	7	2	1,707

TOTAL CRIMES	3,883	28	5	3,916	14,938	578	52	15,568	1,858	10	2	1,870
---------------------	--------------	-----------	----------	--------------	---------------	------------	-----------	---------------	--------------	-----------	----------	--------------

2010 TOTAL ARRESTS BY COUNTY - ADULT AND JUVENILE

PART I CRIMES	KNOX				LARUE				LAUREL			
	ADULT	JUV	UNK	TOTAL	ADULT	JUV	UNK	TOTAL	ADULT	JUV	UNK	TOTAL
MURDER	0	0	0	0	2	0	0	2	2	2	0	4
FORCIBLE RAPE	3	2	0	5	22	0	0	22	3	0	0	3
ROBBERY	7	0	0	7	1	0	0	1	10	1	0	11
AGGRAVATED ASSAULT	6	0	0	6	17	0	0	17	26	11	0	37
BURGLARY	11	0	0	11	39	6	0	45	50	10	0	60
LARCENY-THEFT	138	12	0	150	46	3	0	49	341	19	1	361
AUTO THEFT	4	0	0	4	6	1	0	7	7	0	0	7
ARSON	0	0	0	0	2	0	0	2	1	0	0	1
TOTAL FOR PART I CRIMES	169	14	0	183	135	10	0	145	440	43	1	484

PART II CRIMES												
MANSLAUGHTER BY NEGLIGENCE	0	0	0	0	1	0	0	1	0	0	0	0
OTHER ASSAULTS	63	2	0	65	96	1	6	103	232	18	0	250
FORGERY & COUNTERFEITING	17	0	0	17	6	0	0	6	107	0	0	107
FRAUD	21	0	3	24	196	0	3	199	292	1	0	293
EMBEZZLEMENT	2	0	0	2	2	0	0	2	8	0	0	8
STOLEN PROPERTY: BUYING, RECEIVING, POSSESSION	29	0	0	29	16	1	0	17	64	2	0	66
VANDALISM	14	1	0	15	49	3	1	53	65	12	0	77
WEAPONS: CARRYING, POSSESSION, ETC.	5	0	0	5	26	0	0	26	27	0	0	27
PROSTITUTION & COMMERCIALIZED VICE	0	0	0	0	4	0	0	4	0	0	0	0
SEX OFFENSES (EXCEPT RAPE & PROSTITUTION)	6	1	0	7	30	0	0	30	25	1	0	26
NARCOTIC DRUG LAWS	374	10	0	384	359	6	6	371	802	24	0	826
GAMBLING	0	0	0	0	0	0	0	0	0	0	0	0
OFFENSES AGAINST FAMILY	7	0	0	7	53	0	0	53	79	0	0	79
DRIVING UNDER THE INFLUENCE	183	1	0	184	67	0	0	67	640	5	0	645
LIQUOR LAWS	19	0	0	19	47	1	0	48	65	0	0	65
DRUNKENNESS	96	1	0	97	70	6	0	76	427	12	0	439
DISORDERLY CONDUCT	39	0	0	39	55	1	3	59	177	32	0	209
ALL OTHER OFFENSES (EXCEPT TRAFFIC)	692	4	0	696	321	3	5	329	2,204	26	2	2,232
CURFEW & LOITERING LAW VIOLATIONS	0	0	0	0	0	0	0	0	0	0	0	0
RUNAWAYS	0	1	0	1	0	0	0	0	0	3	0	3
TOTAL FOR PART II CRIMES	1,567	21	3	1,591	1,398	22	24	1,444	5,214	136	2	5,352

TOTAL CRIMES	1,736	35	3	1,774	1,533	32	24	1,589	5,654	179	3	5,836
---------------------	--------------	-----------	----------	--------------	--------------	-----------	-----------	--------------	--------------	------------	----------	--------------

2010 TOTAL ARRESTS BY COUNTY - ADULT AND JUVENILE

PART I CRIMES	LAWRENCE				LEE				LESLIE			
	ADULT	JUV	UNK	TOTAL	ADULT	JUV	UNK	TOTAL	ADULT	JUV	UNK	TOTAL
MURDER	1	0	0	1	0	0	0	0	0	0	0	0
FORCIBLE RAPE	1	1	0	2	0	0	0	0	0	0	0	0
ROBBERY	1	0	0	1	2	0	0	2	0	0	0	0
AGGRAVATED ASSAULT	4	2	0	6	9	0	0	9	0	0	0	0
BURGLARY	15	5	0	20	8	0	0	8	5	0	0	5
LARCENY-THEFT	47	2	0	49	33	0	0	33	2	0	0	2
AUTO THEFT	2	0	0	2	2	0	0	2	0	0	0	0
ARSON	0	0	0	0	0	0	0	0	0	0	0	0
TOTAL FOR PART I CRIMES	71	10	0	81	54	0	0	54	7	0	0	7

PART II CRIMES												
MANSLAUGHTER BY NEGLIGENCE	0	0	0	0	0	0	0	0	0	0	0	0
OTHER ASSAULTS	69	6	0	75	33	2	0	35	19	1	0	20
FORGERY & COUNTERFEITING	7	0	0	7	4	0	0	4	1	0	0	1
FRAUD	4	0	0	4	8	0	1	9	1	0	0	1
EMBEZZLEMENT	0	0	0	0	0	0	0	0	0	0	0	0
STOLEN PROPERTY: BUYING, RECEIVING, POSSESSION	9	0	0	9	14	1	0	15	0	0	0	0
VANDALISM	18	4	0	22	8	1	0	9	2	0	0	2
WEAPONS: CARRYING, POSSESSION, ETC.	10	0	0	10	4	0	0	4	3	0	0	3
PROSTITUTION & COMMERCIALIZED VICE	0	0	0	0	0	0	0	0	0	0	0	0
SEX OFFENSES (EXCEPT RAPE & PROSTITUTION)	15	15	0	30	3	0	0	3	0	0	0	0
NARCOTIC DRUG LAWS	315	0	0	315	119	4	0	123	152	0	0	152
GAMBLING	0	0	0	0	0	0	0	0	0	0	0	0
OFFENSES AGAINST FAMILY	13	0	0	13	12	0	0	12	2	0	0	2
DRIVING UNDER THE INFLUENCE	93	1	0	94	93	3	0	96	63	2	0	65
LIQUOR LAWS	11	1	0	12	13	0	0	13	16	1	0	17
DRUNKENNESS	108	0	0	108	96	2	1	99	27	0	0	27
DISORDERLY CONDUCT	17	0	0	17	26	2	0	28	9	0	0	9
ALL OTHER OFFENSES (EXCEPT TRAFFIC)	496	6	0	502	466	2	2	470	259	0	0	259
CURFEW & LOITERING LAW VIOLATIONS	0	0	0	0	0	0	0	0	0	0	0	0
RUNAWAYS	0	0	0	0	0	0	0	0	0	0	0	0
TOTAL FOR PART II CRIMES	1,185	33	0	1,218	899	17	4	920	554	4	0	558

TOTAL CRIMES	1,256	43	0	1,299	953	17	4	974	561	4	0	565
---------------------	--------------	-----------	----------	--------------	------------	-----------	----------	------------	------------	----------	----------	------------

2010 TOTAL ARRESTS BY COUNTY - ADULT AND JUVENILE

PART I CRIMES	LETCHER				LEWIS				LINCOLN			
	ADULT	JUV	UNK	TOTAL	ADULT	JUV	UNK	TOTAL	ADULT	JUV	UNK	TOTAL
MURDER	2	0	0	2	0	0	0	0	7	0	0	7
FORCIBLE RAPE	1	0	0	1	1	0	0	1	1	0	0	1
ROBBERY	4	0	0	4	0	0	0	0	9	0	0	9
AGGRAVATED ASSAULT	33	0	0	33	6	0	0	6	10	0	0	10
BURGLARY	35	0	0	35	13	0	0	13	32	0	0	32
LARCENY-THEFT	77	0	0	77	6	0	0	6	100	0	0	100
AUTO THEFT	5	0	0	5	3	0	0	3	4	1	0	5
ARSON	1	0	0	1	2	0	0	2	3	2	0	5
TOTAL FOR PART I CRIMES	158	0	0	158	31	0	0	31	166	3	0	169

PART II CRIMES												
MANSLAUGHTER BY NEGLIGENCE	0	0	0	0	0	0	0	0	1	0	0	1
OTHER ASSAULTS	173	6	1	180	35	1	0	36	179	9	0	188
FORGERY & COUNTERFEITING	56	0	0	56	7	0	0	7	18	0	0	18
FRAUD	27	0	0	27	4	0	0	4	119	0	2	121
EMBEZZLEMENT	67	0	0	67	0	0	0	0	7	0	0	7
STOLEN PROPERTY: BUYING, RECEIVING, POSSESSION	7	0	0	7	3	0	0	3	22	0	0	22
VANDALISM	49	12	0	61	8	2	0	10	42	1	0	43
WEAPONS: CARRYING, POSSESSION, ETC.	13	0	0	13	1	0	0	1	13	0	0	13
PROSTITUTION & COMMERCIALIZED VICE	0	0	0	0	0	0	0	0	0	0	0	0
SEX OFFENSES (EXCEPT RAPE & PROSTITUTION)	7	2	0	9	2	0	0	2	6	2	0	8
NARCOTIC DRUG LAWS	260	3	1	264	63	2	0	65	240	6	0	246
GAMBLING	0	0	0	0	0	0	0	0	0	0	0	0
OFFENSES AGAINST FAMILY	75	0	0	75	2	0	0	2	29	0	0	29
DRIVING UNDER THE INFLUENCE	129	1	0	130	59	2	0	61	118	1	0	119
LIQUOR LAWS	27	6	0	33	14	0	0	14	17	0	0	17
DRUNKENNESS	115	4	0	119	55	2	0	57	137	5	0	142
DISORDERLY CONDUCT	61	3	1	65	18	0	1	19	68	0	0	68
ALL OTHER OFFENSES (EXCEPT TRAFFIC)	979	7	1	987	121	4	0	125	800	3	2	805
CURFEW & LOITERING LAW VIOLATIONS	0	0	0	0	0	0	0	0	0	0	0	0
RUNAWAYS	0	0	0	0	0	0	0	0	0	1	0	1
TOTAL FOR PART II CRIMES	2,045	44	4	2,093	392	13	1	406	1,816	28	4	1,848
TOTAL CRIMES	2,203	44	4	2,251	423	13	1	437	1,982	31	4	2,017

2010 TOTAL ARRESTS BY COUNTY - ADULT AND JUVENILE

PART I CRIMES	LIVINGSTON				LOGAN				LYON			
	ADULT	JUV	UNK	TOTAL	ADULT	JUV	UNK	TOTAL	ADULT	JUV	UNK	TOTAL
MURDER	0	0	0	0	9	0	0	9	0	0	0	0
FORCIBLE RAPE	1	0	0	1	47	0	0	47	0	0	0	0
ROBBERY	0	0	0	0	2	0	0	2	0	0	0	0
AGGRAVATED ASSAULT	1	0	0	1	18	0	0	18	3	0	0	3
BURGLARY	9	0	0	9	37	0	0	37	27	0	0	27
LARCENY-THEFT	19	1	0	20	117	4	0	121	17	5	0	22
AUTO THEFT	6	1	0	7	9	1	0	10	0	0	0	0
ARSON	0	0	0	0	2	1	0	3	0	0	0	0
TOTAL FOR PART I CRIMES	36	2	0	38	241	6	0	247	47	5	0	52

PART II CRIMES												
MANSLAUGHTER BY NEGLIGENCE	0	0	0	0	0	0	0	0	0	0	0	0
OTHER ASSAULTS	68	3	0	71	189	9	0	198	29	11	0	40
FORGERY & COUNTERFEITING	12	0	0	12	75	0	0	75	3	0	0	3
FRAUD	97	1	0	98	317	0	0	317	12	0	0	12
EMBEZZLEMENT	1	0	1	2	3	0	0	3	0	0	0	0
STOLEN PROPERTY: BUYING, RECEIVING, POSSESSION	2	0	0	2	20	1	0	21	1	0	0	1
VANDALISM	10	1	0	11	40	3	0	43	3	4	0	7
WEAPONS: CARRYING, POSSESSION, ETC.	8	0	0	8	27	1	0	28	8	0	0	8
PROSTITUTION & COMMERCIALIZED VICE	0	0	0	0	0	0	0	0	0	0	0	0
SEX OFFENSES (EXCEPT RAPE & PROSTITUTION)	2	1	0	3	120	3	0	123	7	0	0	7
NARCOTIC DRUG LAWS	124	5	0	129	449	10	0	459	157	9	0	166
GAMBLING	0	0	0	0	0	0	0	0	0	0	0	0
OFFENSES AGAINST FAMILY	29	0	0	29	46	0	0	46	8	0	0	8
DRIVING UNDER THE INFLUENCE	72	3	0	75	225	2	0	227	82	1	0	83
LIQUOR LAWS	33	2	0	35	31	3	0	34	35	1	0	36
DRUNKENNESS	31	0	0	31	112	2	0	114	28	2	0	30
DISORDERLY CONDUCT	25	0	0	25	96	1	0	97	14	2	0	16
ALL OTHER OFFENSES (EXCEPT TRAFFIC)	193	2	0	195	646	3	0	649	169	2	1	172
CURFEW & LOITERING LAW VIOLATIONS	0	0	0	0	0	0	0	0	0	0	0	0
RUNAWAYS	0	0	0	0	0	0	0	0	0	1	0	1
TOTAL FOR PART II CRIMES	707	18	1	726	2,396	38	0	2,434	556	33	1	590

TOTAL CRIMES	743	20	1	764	2,637	44	0	2,681	603	38	1	642
---------------------	------------	-----------	----------	------------	--------------	-----------	----------	--------------	------------	-----------	----------	------------

2010 TOTAL ARRESTS BY COUNTY - ADULT AND JUVENILE

PART I CRIMES	MADISON				MAGOFFIN				MARION			
	ADULT	JUV	UNK	TOTAL	ADULT	JUV	UNK	TOTAL	ADULT	JUV	UNK	TOTAL
MURDER	9	0	0	9	0	0	0	0	4	0	0	4
FORCIBLE RAPE	6	1	0	7	2	0	0	2	3	0	0	3
ROBBERY	54	1	0	55	0	0	0	0	2	0	0	2
AGGRAVATED ASSAULT	60	4	0	64	3	0	0	3	12	0	0	12
BURGLARY	95	3	0	98	3	0	0	3	28	0	0	28
LARCENY-THEFT	451	35	0	486	11	0	0	11	84	4	0	88
AUTO THEFT	36	0	0	36	2	0	0	2	6	0	0	6
ARSON	3	2	0	5	0	0	0	0	8	0	0	8
TOTAL FOR PART I CRIMES	714	46	0	760	21	0	0	21	147	4	0	151

PART II CRIMES												
MANSLAUGHTER BY NEGLIGENCE	0	0	0	0	0	0	0	0	0	0	0	0
OTHER ASSAULTS	537	24	7	568	22	3	0	25	194	12	2	208
FORGERY & COUNTERFEITING	140	1	0	141	1	0	0	1	10	0	0	10
FRAUD	447	0	8	455	5	0	0	5	274	0	0	274
EMBEZZLEMENT	13	0	0	13	0	0	0	0	0	0	0	0
STOLEN PROPERTY: BUYING, RECEIVING, POSSESSION	143	0	0	143	2	0	0	2	20	0	0	20
VANDALISM	84	10	0	94	0	0	0	0	32	6	0	38
WEAPONS: CARRYING, POSSESSION, ETC.	46	0	0	46	2	0	0	2	12	0	0	12
PROSTITUTION & COMMERCIALIZED VICE	0	0	0	0	0	0	0	0	0	0	0	0
SEX OFFENSES (EXCEPT RAPE & PROSTITUTION)	127	8	0	135	0	0	0	0	12	0	0	12
NARCOTIC DRUG LAWS	884	22	3	909	96	0	0	96	296	6	0	302
GAMBLING	6	0	0	6	0	0	0	0	0	0	0	0
OFFENSES AGAINST FAMILY	134	0	0	134	8	0	0	8	51	0	0	51
DRIVING UNDER THE INFLUENCE	618	1	0	619	84	0	0	84	177	0	0	177
LIQUOR LAWS	121	0	1	122	12	0	0	12	82	1	0	83
DRUNKENNESS	804	9	2	815	44	2	0	46	290	5	3	298
DISORDERLY CONDUCT	374	21	2	397	10	0	0	10	83	6	1	90
ALL OTHER OFFENSES (EXCEPT TRAFFIC)	2,415	29	2	2,446	121	0	0	121	891	5	1	897
CURFEW & LOITERING LAW VIOLATIONS	0	0	0	0	0	0	0	0	0	0	0	0
RUNAWAYS	1	4	0	5	0	0	0	0	0	0	0	0
TOTAL FOR PART II CRIMES	6,894	129	25	7,048	407	5	0	412	2,424	41	7	2,472

TOTAL CRIMES	7,608	175	25	7,808	428	5	0	433	2,571	45	7	2,623
---------------------	--------------	------------	-----------	--------------	------------	----------	----------	------------	--------------	-----------	----------	--------------

2010 TOTAL ARRESTS BY COUNTY - ADULT AND JUVENILE

PART I CRIMES	MARSHALL				MARTIN				MASON			
	ADULT	JUV	UNK	TOTAL	ADULT	JUV	UNK	TOTAL	ADULT	JUV	UNK	TOTAL
MURDER	2	0	0	2	4	0	0	4	1	0	0	1
FORCIBLE RAPE	9	0	0	9	0	0	0	0	4	1	0	5
ROBBERY	3	0	0	3	2	0	0	2	7	0	0	7
AGGRAVATED ASSAULT	27	3	0	30	7	0	0	7	15	2	0	17
BURGLARY	63	1	0	64	9	0	0	9	23	0	0	23
LARCENY-THEFT	93	5	0	98	33	0	0	33	115	9	0	124
AUTO THEFT	6	2	0	8	5	0	0	5	0	2	0	2
ARSON	0	1	0	1	0	0	0	0	0	2	0	2
TOTAL FOR PART I CRIMES	203	12	0	215	60	0	0	60	165	16	0	181

PART II CRIMES												
MANSLAUGHTER BY NEGLIGENCE	1	0	0	1	0	0	0	0	1	0	0	1
OTHER ASSAULTS	147	4	0	151	90	2	0	92	127	5	0	132
FORGERY & COUNTERFEITING	76	1	0	77	0	0	0	0	33	0	0	33
FRAUD	253	0	0	253	9	0	0	9	89	0	1	90
EMBEZZLEMENT	6	0	0	6	0	0	0	0	4	0	0	4
STOLEN PROPERTY: BUYING, RECEIVING, POSSESSION	28	2	0	30	5	0	0	5	42	2	0	44
VANDALISM	31	1	0	32	7	0	0	7	7	6	0	13
WEAPONS: CARRYING, POSSESSION, ETC.	14	0	0	14	23	1	0	24	11	0	0	11
PROSTITUTION & COMMERCIALIZED VICE	0	0	0	0	0	0	0	0	0	0	0	0
SEX OFFENSES (EXCEPT RAPE & PROSTITUTION)	56	3	0	59	3	1	0	4	17	1	0	18
NARCOTIC DRUG LAWS	461	30	0	491	464	4	0	468	286	6	0	292
GAMBLING	0	0	0	0	0	0	0	0	0	0	0	0
OFFENSES AGAINST FAMILY	95	0	0	95	24	0	0	24	51	0	0	51
DRIVING UNDER THE INFLUENCE	247	2	0	249	103	0	0	103	102	0	0	102
LIQUOR LAWS	126	16	0	142	14	0	0	14	5	1	0	6
DRUNKENNESS	95	2	0	97	145	0	0	145	215	4	2	221
DISORDERLY CONDUCT	68	2	0	70	25	0	0	25	67	5	1	73
ALL OTHER OFFENSES (EXCEPT TRAFFIC)	566	5	1	572	590	0	0	590	683	3	1	687
CURFEW & LOITERING LAW VIOLATIONS	1	0	0	1	0	0	0	0	0	0	0	0
RUNAWAYS	0	1	0	1	0	0	0	0	0	1	0	1
TOTAL FOR PART II CRIMES	2,271	69	1	2,341	1,502	8	0	1,510	1,740	34	5	1,779

TOTAL CRIMES	2,474	81	1	2,556	1,562	8	0	1,570	1,905	50	5	1,960
---------------------	--------------	-----------	----------	--------------	--------------	----------	----------	--------------	--------------	-----------	----------	--------------

2010 TOTAL ARRESTS BY COUNTY - ADULT AND JUVENILE

PART I CRIMES	MCCRACKEN				MCCREARY				MCLEAN			
	ADULT	JUV	UNK	TOTAL	ADULT	JUV	UNK	TOTAL	ADULT	JUV	UNK	TOTAL
MURDER	7	0	0	7	2	0	0	2	1	0	0	1
FORCIBLE RAPE	35	2	0	37	0	0	0	0	3	0	0	3
ROBBERY	13	7	0	20	4	0	0	4	0	0	0	0
AGGRAVATED ASSAULT	39	15	0	54	3	1	0	4	2	0	0	2
BURGLARY	84	28	0	112	17	0	0	17	4	0	0	4
LARCENY-THEFT	404	141	2	547	88	2	0	90	7	2	0	9
AUTO THEFT	17	1	1	19	8	0	0	8	4	0	0	4
ARSON	4	2	0	6	0	0	0	0	1	0	0	1
TOTAL FOR PART I CRIMES	603	196	3	802	122	3	0	125	22	2	0	24

PART II CRIMES												
MANSLAUGHTER BY NEGLIGENCE	0	0	0	0	0	0	0	0	0	0	0	0
OTHER ASSAULTS	465	52	0	517	157	6	0	163	32	3	1	36
FORGERY & COUNTERFEITING	159	0	0	159	31	1	0	32	10	0	0	10
FRAUD	1,052	1	2	1,055	45	1	0	46	226	0	10	236
EMBEZZLEMENT	8	0	0	8	17	0	0	17	0	0	0	0
STOLEN PROPERTY: BUYING, RECEIVING, POSSESSION	71	5	0	76	19	0	0	19	5	0	0	5
VANDALISM	109	15	1	125	29	0	0	29	5	1	0	6
WEAPONS: CARRYING, POSSESSION, ETC.	49	2	0	51	7	0	0	7	8	0	0	8
PROSTITUTION & COMMERCIALIZED VICE	3	0	0	3	0	0	0	0	0	0	0	0
SEX OFFENSES (EXCEPT RAPE & PROSTITUTION)	63	19	0	82	18	2	0	20	4	0	0	4
NARCOTIC DRUG LAWS	1,344	105	1	1,450	228	4	0	232	138	0	0	138
GAMBLING	0	0	0	0	0	0	0	0	0	0	0	0
OFFENSES AGAINST FAMILY	185	1	0	186	20	0	0	20	12	0	0	12
DRIVING UNDER THE INFLUENCE	568	4	1	573	144	0	0	144	35	0	1	36
LIQUOR LAWS	187	6	0	193	26	1	0	27	22	1	0	23
DRUNKENNESS	463	11	0	474	101	5	0	106	12	0	0	12
DISORDERLY CONDUCT	241	41	1	283	98	13	1	112	10	1	0	11
ALL OTHER OFFENSES (EXCEPT TRAFFIC)	3,664	194	5	3,863	859	8	0	867	125	1	1	127
CURFEW & LOITERING LAW VIOLATIONS	0	0	0	0	0	0	0	0	0	0	0	0
RUNAWAYS	4	33	0	37	0	0	0	0	0	0	0	0
TOTAL FOR PART II CRIMES	8,635	489	11	9,135	1,799	41	1	1,841	644	7	13	664

TOTAL CRIMES	9,238	685	14	9,937	1,921	44	1	1,966	666	9	13	688
---------------------	--------------	------------	-----------	--------------	--------------	-----------	----------	--------------	------------	----------	-----------	------------

2010 TOTAL ARRESTS BY COUNTY - ADULT AND JUVENILE

PART I CRIMES	MEADE				MENIFEE				MERCER			
	ADULT	JUV	UNK	TOTAL	ADULT	JUV	UNK	TOTAL	ADULT	JUV	UNK	TOTAL
MURDER	3	0	0	3	0	0	0	0	1	0	0	1
FORCIBLE RAPE	2	0	0	2	0	0	0	0	2	0	0	2
ROBBERY	3	0	0	3	1	0	0	1	0	0	0	0
AGGRAVATED ASSAULT	9	1	0	10	5	1	0	6	10	4	0	14
BURGLARY	47	0	0	47	2	0	0	2	16	4	0	20
LARCENY-THEFT	73	1	0	74	4	0	0	4	28	4	0	32
AUTO THEFT	8	2	0	10	0	0	0	0	5	1	0	6
ARSON	2	0	0	2	0	0	0	0	0	0	0	0
TOTAL FOR PART I CRIMES	147	4	0	151	12	1	0	13	62	13	0	75

PART II CRIMES												
MANSLAUGHTER BY NEGLIGENCE	0	0	0	0	0	0	0	0	0	0	0	0
OTHER ASSAULTS	103	4	0	107	36	8	1	45	89	7	0	96
FORGERY & COUNTERFEITING	11	0	0	11	1	0	0	1	14	0	0	14
FRAUD	419	0	1	420	1	0	0	1	26	0	3	29
EMBEZZLEMENT	1	0	0	1	0	0	0	0	2	0	0	2
STOLEN PROPERTY: BUYING, RECEIVING, POSSESSION	20	2	0	22	1	0	0	1	6	0	1	7
VANDALISM	27	2	0	29	3	1	0	4	13	10	0	23
WEAPONS: CARRYING, POSSESSION, ETC.	9	0	0	9	2	0	0	2	3	0	0	3
PROSTITUTION & COMMERCIALIZED VICE	0	0	0	0	0	0	0	0	0	0	0	0
SEX OFFENSES (EXCEPT RAPE & PROSTITUTION)	34	4	0	38	1	24	0	25	5	0	0	5
NARCOTIC DRUG LAWS	180	10	2	192	63	9	4	76	125	5	0	130
GAMBLING	0	0	0	0	0	0	0	0	0	0	0	0
OFFENSES AGAINST FAMILY	104	0	0	104	1	0	0	1	25	1	0	26
DRIVING UNDER THE INFLUENCE	141	0	0	141	18	1	0	19	99	2	1	102
LIQUOR LAWS	24	0	1	25	17	0	0	17	11	1	0	12
DRUNKENNESS	71	2	1	74	27	0	0	27	39	1	0	40
DISORDERLY CONDUCT	37	4	0	41	11	4	1	16	27	3	0	30
ALL OTHER OFFENSES (EXCEPT TRAFFIC)	267	3	0	270	109	2	1	112	344	7	1	352
CURFEW & LOITERING LAW VIOLATIONS	0	0	0	0	0	0	0	0	0	0	0	0
RUNAWAYS	0	0	0	0	0	0	0	0	0	0	0	0
TOTAL FOR PART II CRIMES	1,448	31	5	1,484	291	49	7	347	828	37	6	871

TOTAL CRIMES	1,595	35	5	1,635	303	50	7	360	890	50	6	946
---------------------	--------------	-----------	----------	--------------	------------	-----------	----------	------------	------------	-----------	----------	------------

2010 TOTAL ARRESTS BY COUNTY - ADULT AND JUVENILE

PART I CRIMES	METCALFE				MONROE				MONTGOMERY			
	ADULT	JUV	UNK	TOTAL	ADULT	JUV	UNK	TOTAL	ADULT	JUV	UNK	TOTAL
MURDER	1	0	0	1	3	0	0	3	4	0	0	4
FORCIBLE RAPE	1	0	0	1	2	0	0	2	4	0	0	4
ROBBERY	0	0	0	0	5	0	0	5	12	0	0	12
AGGRAVATED ASSAULT	4	0	0	4	9	0	0	9	20	0	0	20
BURGLARY	5	0	0	5	11	2	0	13	34	0	0	34
LARCENY-THEFT	18	1	0	19	23	3	0	26	164	3	1	168
AUTO THEFT	1	0	0	1	1	0	0	1	3	0	0	3
ARSON	0	0	0	0	2	0	0	2	1	0	0	1
TOTAL FOR PART I CRIMES	30	1	0	31	56	5	0	61	242	3	1	246

PART II CRIMES												
MANSLAUGHTER BY NEGLIGENCE	0	0	0	0	0	0	0	0	0	0	0	0
OTHER ASSAULTS	59	2	3	64	49	1	0	50	102	6	1	109
FORGERY & COUNTERFEITING	182	0	0	182	3	0	0	3	178	3	0	181
FRAUD	13	0	0	13	7	0	0	7	356	4	10	370
EMBEZZLEMENT	0	0	0	0	0	0	0	0	7	0	0	7
STOLEN PROPERTY: BUYING, RECEIVING, POSSESSION	11	0	0	11	9	0	0	9	47	0	0	47
VANDALISM	6	0	0	6	8	5	0	13	16	1	0	17
WEAPONS: CARRYING, POSSESSION, ETC.	3	0	0	3	4	0	0	4	19	0	0	19
PROSTITUTION & COMMERCIALIZED VICE	0	0	0	0	0	0	0	0	0	0	0	0
SEX OFFENSES (EXCEPT RAPE & PROSTITUTION)	1	1	0	2	4	1	0	5	4	0	0	4
NARCOTIC DRUG LAWS	169	5	0	174	177	4	0	181	324	2	0	326
GAMBLING	0	0	0	0	0	0	0	0	0	0	0	0
OFFENSES AGAINST FAMILY	11	0	0	11	11	0	0	11	50	0	0	50
DRIVING UNDER THE INFLUENCE	50	0	0	50	55	0	0	55	118	0	0	118
LIQUOR LAWS	21	0	0	21	25	0	1	26	9	0	0	9
DRUNKENNESS	31	0	0	31	53	0	0	53	260	0	2	262
DISORDERLY CONDUCT	11	0	1	12	19	2	0	21	87	0	0	87
ALL OTHER OFFENSES (EXCEPT TRAFFIC)	142	0	1	143	90	2	0	92	793	5	4	802
CURFEW & LOITERING LAW VIOLATIONS	0	0	0	0	0	0	0	0	0	0	0	0
RUNAWAYS	0	0	0	0	0	0	0	0	0	0	0	0
TOTAL FOR PART II CRIMES	710	8	5	723	514	15	1	530	2,370	21	17	2,408

TOTAL CRIMES	740	9	5	754	570	20	1	591	2,612	24	18	2,654
---------------------	------------	----------	----------	------------	------------	-----------	----------	------------	--------------	-----------	-----------	--------------

2010 TOTAL ARRESTS BY COUNTY - ADULT AND JUVENILE

PART I CRIMES	MORGAN				MUHLENBERG				NELSON			
	ADULT	JUV	UNK	TOTAL	ADULT	JUV	UNK	TOTAL	ADULT	JUV	UNK	TOTAL
MURDER	2	0	0	2	2	0	0	2	5	0	0	5
FORCIBLE RAPE	3	0	0	3	4	0	0	4	22	0	0	22
ROBBERY	1	0	0	1	2	2	0	4	6	0	0	6
AGGRAVATED ASSAULT	8	0	0	8	26	0	1	27	51	0	0	51
BURGLARY	12	0	0	12	25	2	0	27	80	5	0	85
LARCENY-THEFT	21	0	0	21	83	1	0	84	196	14	0	210
AUTO THEFT	3	0	0	3	9	0	0	9	20	0	0	20
ARSON	0	0	0	0	0	0	0	0	0	0	0	0
TOTAL FOR PART I CRIMES	50	0	0	50	151	5	1	157	380	19	0	399

PART II CRIMES												
MANSLAUGHTER BY NEGLIGENCE	0	0	0	0	0	0	0	0	0	0	0	0
OTHER ASSAULTS	50	17	0	67	277	13	0	290	273	3	0	276
FORGERY & COUNTERFEITING	6	0	0	6	16	0	0	16	186	0	0	186
FRAUD	14	0	0	14	124	0	0	124	186	0	0	186
EMBEZZLEMENT	1	0	0	1	15	0	0	15	7	0	0	7
STOLEN PROPERTY: BUYING, RECEIVING, POSSESSION	8	0	0	8	26	0	0	26	52	1	0	53
VANDALISM	5	1	2	8	22	1	0	23	53	1	0	54
WEAPONS: CARRYING, POSSESSION, ETC.	11	0	0	11	19	0	0	19	30	0	0	30
PROSTITUTION & COMMERCIALIZED VICE	0	0	0	0	0	0	0	0	0	0	0	0
SEX OFFENSES (EXCEPT RAPE & PROSTITUTION)	27	0	0	27	19	0	0	19	77	0	0	77
NARCOTIC DRUG LAWS	123	4	0	127	367	8	0	375	573	11	2	586
GAMBLING	0	0	0	0	0	0	0	0	0	0	0	0
OFFENSES AGAINST FAMILY	13	0	0	13	22	0	0	22	153	0	1	154
DRIVING UNDER THE INFLUENCE	103	0	0	103	261	2	0	263	264	0	1	265
LIQUOR LAWS	17	0	0	17	33	0	0	33	97	6	1	104
DRUNKENNESS	68	0	0	68	148	2	0	150	295	4	0	299
DISORDERLY CONDUCT	16	1	0	17	90	3	0	93	166	9	0	175
ALL OTHER OFFENSES (EXCEPT TRAFFIC)	361	9	0	370	384	10	0	394	1,385	9	2	1,396
CURFEW & LOITERING LAW VIOLATIONS	0	0	0	0	0	0	0	0	0	0	0	0
RUNAWAYS	0	0	0	0	0	0	0	0	0	0	0	0
TOTAL FOR PART II CRIMES	823	32	2	857	1,823	39	0	1,862	3,797	44	7	3,848

TOTAL CRIMES	873	32	2	907	1,974	44	1	2,019	4,177	63	7	4,247
---------------------	------------	-----------	----------	------------	--------------	-----------	----------	--------------	--------------	-----------	----------	--------------

2010 TOTAL ARRESTS BY COUNTY - ADULT AND JUVENILE

PART I CRIMES	NICHOLAS				OHIO				OLDHAM			
	ADULT	JUV	UNK	TOTAL	ADULT	JUV	UNK	TOTAL	ADULT	JUV	UNK	TOTAL
MURDER	0	0	0	0	6	0	0	6	2	0	0	2
FORCIBLE RAPE	0	0	0	0	24	1	0	25	7	0	0	7
ROBBERY	2	0	0	2	3	0	0	3	12	1	0	13
AGGRAVATED ASSAULT	5	0	0	5	32	3	0	35	26	11	0	37
BURGLARY	10	1	0	11	27	0	0	27	50	1	0	51
LARCENY-THEFT	25	1	0	26	252	2	0	254	77	8	0	85
AUTO THEFT	2	1	0	3	7	1	0	8	11	2	1	14
ARSON	1	0	0	1	0	1	0	1	4	0	0	4
TOTAL FOR PART I CRIMES	45	3	0	48	351	8	0	359	189	23	1	213

PART II CRIMES												
MANSLAUGHTER BY NEGLIGENCE	0	0	0	0	0	0	0	0	0	0	0	0
OTHER ASSAULTS	53	0	0	53	241	35	0	276	177	45	3	225
FORGERY & COUNTERFEITING	6	0	0	6	73	0	0	73	19	0	0	19
FRAUD	28	0	0	28	133	0	3	136	128	2	10	140
EMBEZZLEMENT	0	0	0	0	2	0	0	2	13	0	1	14
STOLEN PROPERTY: BUYING, RECEIVING, POSSESSION	11	0	0	11	23	0	0	23	31	4	0	35
VANDALISM	12	0	0	12	53	3	0	56	46	5	2	53
WEAPONS: CARRYING, POSSESSION, ETC.	1	0	0	1	25	0	0	25	12	0	0	12
PROSTITUTION & COMMERCIALIZED VICE	0	0	0	0	0	0	0	0	0	0	0	0
SEX OFFENSES (EXCEPT RAPE & PROSTITUTION)	2	0	0	2	189	7	0	196	13	5	0	18
NARCOTIC DRUG LAWS	134	0	0	134	515	21	0	536	519	70	1	590
GAMBLING	0	0	0	0	0	0	0	0	0	0	0	0
OFFENSES AGAINST FAMILY	18	0	0	18	176	0	0	176	142	0	10	152
DRIVING UNDER THE INFLUENCE	59	0	0	59	210	2	0	212	287	3	0	290
LIQUOR LAWS	7	0	0	7	63	1	1	65	93	12	0	105
DRUNKENNESS	73	0	0	73	96	8	1	105	125	18	0	143
DISORDERLY CONDUCT	55	0	0	55	64	20	0	84	106	13	3	122
ALL OTHER OFFENSES (EXCEPT TRAFFIC)	225	2	0	227	577	6	0	583	756	8	3	767
CURFEW & LOITERING LAW VIOLATIONS	0	0	0	0	0	0	0	0	0	0	0	0
RUNAWAYS	0	0	0	0	0	2	0	2	0	0	0	0
TOTAL FOR PART II CRIMES	684	2	0	686	2,440	105	5	2,550	2,467	185	33	2,685

TOTAL CRIMES	729	5	0	734	2,791	113	5	2,909	2,656	208	34	2,898
---------------------	------------	----------	----------	------------	--------------	------------	----------	--------------	--------------	------------	-----------	--------------

2010 TOTAL ARRESTS BY COUNTY - ADULT AND JUVENILE

PART I CRIMES	OWEN				OWSLEY				PENDLETON			
	ADULT	JUV	UNK	TOTAL	ADULT	JUV	UNK	TOTAL	ADULT	JUV	UNK	TOTAL
MURDER	1	0	0	1	0	0	0	0	0	0	0	0
FORCIBLE RAPE	1	0	0	1	0	0	0	0	7	0	0	7
ROBBERY	0	0	0	0	0	0	0	0	0	0	0	0
AGGRAVATED ASSAULT	3	0	0	3	4	1	0	5	11	0	0	11
BURGLARY	4	0	0	4	20	4	0	24	20	1	0	21
LARCENY-THEFT	13	2	0	15	40	2	0	42	28	2	0	30
AUTO THEFT	0	0	0	0	5	2	0	7	1	2	0	3
ARSON	0	0	0	0	0	0	0	0	0	0	0	0
TOTAL FOR PART I CRIMES	22	2	0	24	69	9	0	78	67	5	0	72

PART II CRIMES	ADULT	JUV	UNK	TOTAL	ADULT	JUV	UNK	TOTAL	ADULT	JUV	UNK	TOTAL
MANSLAUGHTER BY NEGLIGENCE	0	0	0	0	0	0	0	0	0	0	0	0
OTHER ASSAULTS	42	1	0	43	55	3	0	58	70	129	1	200
FORGERY & COUNTERFEITING	13	0	0	13	2	0	0	2	11	0	0	11
FRAUD	18	1	0	19	25	0	0	25	12	0	0	12
EMBEZZLEMENT	0	0	0	0	4	0	0	4	0	0	0	0
STOLEN PROPERTY: BUYING, RECEIVING, POSSESSION	4	0	0	4	13	0	0	13	8	3	0	11
VANDALISM	16	0	0	16	31	6	0	37	20	4	0	24
WEAPONS: CARRYING, POSSESSION, ETC.	2	0	0	2	11	0	0	11	4	0	1	5
PROSTITUTION & COMMERCIALIZED VICE	0	0	0	0	0	0	0	0	0	0	0	0
SEX OFFENSES (EXCEPT RAPE & PROSTITUTION)	17	0	0	17	11	0	0	11	6	1	0	7
NARCOTIC DRUG LAWS	74	2	0	76	159	0	2	161	129	15	1	145
GAMBLING	0	0	0	0	0	0	0	0	0	0	0	0
OFFENSES AGAINST FAMILY	8	0	0	8	15	0	0	15	9	1	0	10
DRIVING UNDER THE INFLUENCE	51	0	0	51	35	0	1	36	63	1	0	64
LIQUOR LAWS	6	0	0	6	4	0	1	5	22	0	0	22
DRUNKENNESS	31	1	0	32	75	1	0	76	74	7	0	81
DISORDERLY CONDUCT	25	1	0	26	39	0	0	39	40	20	0	60
ALL OTHER OFFENSES (EXCEPT TRAFFIC)	129	1	0	130	168	0	6	174	417	8	1	426
CURFEW & LOITERING LAW VIOLATIONS	0	0	0	0	0	0	0	0	0	0	0	0
RUNAWAYS	0	0	0	0	0	0	0	0	0	2	0	2
TOTAL FOR PART II CRIMES	436	7	0	443	647	10	10	667	885	191	4	1,080

TOTAL CRIMES	458	9	0	467	716	19	10	745	952	196	4	1,152
---------------------	------------	----------	----------	------------	------------	-----------	-----------	------------	------------	------------	----------	--------------

2010 TOTAL ARRESTS BY COUNTY - ADULT AND JUVENILE

PART I CRIMES	PERRY				PIKE				POWELL			
	ADULT	JUV	UNK	TOTAL	ADULT	JUV	UNK	TOTAL	ADULT	JUV	UNK	TOTAL
MURDER	6	0	0	6	3	0	0	3	1	0	0	1
FORCIBLE RAPE	2	0	0	2	0	0	0	0	3	1	0	4
ROBBERY	4	0	0	4	13	0	0	13	0	0	0	0
AGGRAVATED ASSAULT	17	0	0	17	21	1	0	22	9	3	0	12
BURGLARY	68	0	0	68	58	0	0	58	26	3	0	29
LARCENY-THEFT	230	13	2	245	456	10	1	467	46	2	0	48
AUTO THEFT	3	0	0	3	21	0	0	21	5	0	0	5
ARSON	0	0	0	0	3	0	0	3	2	0	0	2
TOTAL FOR PART I CRIMES	330	13	2	345	575	11	1	587	92	9	0	101

PART II CRIMES												
MANSLAUGHTER BY NEGLIGENCE	0	0	0	0	2	0	0	2	0	0	0	0
OTHER ASSAULTS	157	16	2	175	355	14	1	370	27	5	0	32
FORGERY & COUNTERFEITING	35	0	0	35	59	0	0	59	22	0	0	22
FRAUD	32	0	0	32	47	0	0	47	20	0	0	20
EMBEZZLEMENT	3	0	0	3	2	0	0	2	2	0	0	2
STOLEN PROPERTY: BUYING, RECEIVING, POSSESSION	59	0	0	59	68	0	0	68	11	0	0	11
VANDALISM	26	1	0	27	67	2	0	69	12	5	0	17
WEAPONS: CARRYING, POSSESSION, ETC.	16	0	0	16	17	1	0	18	5	0	0	5
PROSTITUTION & COMMERCIALIZED VICE	0	0	0	0	0	0	0	0	2	0	0	2
SEX OFFENSES (EXCEPT RAPE & PROSTITUTION)	5	4	0	9	11	1	0	12	4	1	0	5
NARCOTIC DRUG LAWS	648	3	2	653	944	5	4	953	197	1	0	198
GAMBLING	0	0	0	0	0	0	0	0	0	0	0	0
OFFENSES AGAINST FAMILY	32	0	0	32	90	0	0	90	24	0	0	24
DRIVING UNDER THE INFLUENCE	322	2	0	324	631	2	0	633	69	0	0	69
LIQUOR LAWS	44	0	0	44	98	1	0	99	9	0	0	9
DRUNKENNESS	322	9	0	331	737	11	4	752	60	5	0	65
DISORDERLY CONDUCT	104	17	0	121	195	0	2	197	12	7	0	19
ALL OTHER OFFENSES (EXCEPT TRAFFIC)	1,718	8	2	1,728	1,802	7	16	1,825	330	1	0	331
CURFEW & LOITERING LAW VIOLATIONS	0	0	0	0	0	0	0	0	0	0	0	0
RUNAWAYS	0	0	0	0	0	0	0	0	1	1	0	2
TOTAL FOR PART II CRIMES	3,523	60	6	3,589	5,125	44	27	5,196	807	26	0	833

TOTAL CRIMES	3,853	73	8	3,934	5,700	55	28	5,783	899	35	0	934
---------------------	--------------	-----------	----------	--------------	--------------	-----------	-----------	--------------	------------	-----------	----------	------------

2010 TOTAL ARRESTS BY COUNTY - ADULT AND JUVENILE

PART I CRIMES	PULASKI				ROBERTSON				ROCKCASTLE			
	ADULT	JUV	UNK	TOTAL	ADULT	JUV	UNK	TOTAL	ADULT	JUV	UNK	TOTAL
MURDER	8	0	0	8	0	0	0	0	4	0	0	4
FORCIBLE RAPE	0	0	0	0	0	0	0	0	2	0	0	2
ROBBERY	21	0	0	21	0	0	0	0	5	0	0	5
AGGRAVATED ASSAULT	20	1	0	21	1	0	0	1	19	0	0	19
BURGLARY	86	2	0	88	0	0	0	0	42	0	0	42
LARCENY-THEFT	431	40	0	471	1	0	0	1	106	0	0	106
AUTO THEFT	3	0	0	3	0	0	0	0	10	0	0	10
ARSON	3	0	0	3	0	0	0	0	0	0	0	0
TOTAL FOR PART I CRIMES	572	43	0	615	2	0	0	2	188	0	0	188

PART II CRIMES												
MANSLAUGHTER BY NEGLIGENCE	0	0	0	0	0	0	0	0	0	0	0	0
OTHER ASSAULTS	166	2	0	168	9	0	0	9	168	2	0	170
FORGERY & COUNTERFEITING	162	0	0	162	2	0	0	2	27	0	0	27
FRAUD	397	0	0	397	1	0	0	1	96	0	0	96
EMBEZZLEMENT	1	0	0	1	0	0	0	0	4	0	0	4
STOLEN PROPERTY: BUYING, RECEIVING, POSSESSION	40	2	0	42	2	0	0	2	37	0	0	37
VANDALISM	42	2	0	44	0	0	0	0	28	1	0	29
WEAPONS: CARRYING, POSSESSION, ETC.	23	0	0	23	0	0	0	0	17	0	0	17
PROSTITUTION & COMMERCIALIZED VICE	1	0	0	1	0	0	0	0	1	0	0	1
SEX OFFENSES (EXCEPT RAPE & PROSTITUTION)	8	0	0	8	2	0	0	2	4	0	0	4
NARCOTIC DRUG LAWS	1,033	10	0	1,043	9	0	0	9	477	6	1	484
GAMBLING	0	0	0	0	0	0	0	0	0	0	0	0
OFFENSES AGAINST FAMILY	131	0	0	131	0	0	0	0	59	0	0	59
DRIVING UNDER THE INFLUENCE	453	5	0	458	6	0	0	6	250	2	0	252
LIQUOR LAWS	85	1	0	86	2	0	0	2	43	0	0	43
DRUNKENNESS	278	5	0	283	3	0	0	3	210	3	0	213
DISORDERLY CONDUCT	76	2	0	78	1	0	0	1	70	0	0	70
ALL OTHER OFFENSES (EXCEPT TRAFFIC)	1,224	1	2	1,227	70	0	0	70	624	1	1	626
CURFEW & LOITERING LAW VIOLATIONS	0	0	0	0	0	0	0	0	0	0	0	0
RUNAWAYS	1	0	0	1	0	0	0	0	0	0	0	0
TOTAL FOR PART II CRIMES	4,121	30	2	4,153	107	0	0	107	2,115	15	2	2,132

TOTAL CRIMES	4,693	73	2	4,768	109	0	0	109	2,303	15	2	2,320
---------------------	--------------	-----------	----------	--------------	------------	----------	----------	------------	--------------	-----------	----------	--------------

2010 TOTAL ARRESTS BY COUNTY - ADULT AND JUVENILE

PART I CRIMES	ROWAN				RUSSELL				SCOTT			
	ADULT	JUV	UNK	TOTAL	ADULT	JUV	UNK	TOTAL	ADULT	JUV	UNK	TOTAL
MURDER	2	0	0	2	2	0	0	2	2	0	0	2
FORCIBLE RAPE	1	0	0	1	1	0	0	1	0	0	0	0
ROBBERY	6	0	0	6	2	0	0	2	8	0	0	8
AGGRAVATED ASSAULT	24	1	0	25	7	0	0	7	18	0	0	18
BURGLARY	31	0	0	31	10	0	0	10	13	3	0	16
LARCENY-THEFT	151	8	0	159	37	2	0	39	50	0	0	50
AUTO THEFT	5	0	0	5	1	0	0	1	0	2	0	2
ARSON	0	0	0	0	1	0	0	1	2	7	0	9
TOTAL FOR PART I CRIMES	220	9	0	229	61	2	0	63	93	12	0	105

PART II CRIMES												
MANSLAUGHTER BY NEGLIGENCE	0	0	0	0	0	0	0	0	0	0	0	0
OTHER ASSAULTS	112	8	1	121	50	6	0	56	93	6	0	99
FORGERY & COUNTERFEITING	54	0	0	54	6	0	0	6	222	0	0	222
FRAUD	83	0	7	90	48	0	0	48	74	0	1	75
EMBEZZLEMENT	2	0	0	2	0	0	0	0	0	0	0	0
STOLEN PROPERTY: BUYING, RECEIVING, POSSESSION	45	0	0	45	6	0	0	6	9	0	0	9
VANDALISM	16	6	0	22	7	0	0	7	16	0	0	16
WEAPONS: CARRYING, POSSESSION, ETC.	9	0	0	9	1	0	0	1	8	0	0	8
PROSTITUTION & COMMERCIALIZED VICE	0	0	0	0	0	0	0	0	0	0	0	0
SEX OFFENSES (EXCEPT RAPE & PROSTITUTION)	7	1	0	8	17	0	0	17	5	0	0	5
NARCOTIC DRUG LAWS	570	0	0	570	114	1	0	115	345	1	1	347
GAMBLING	0	0	0	0	0	0	0	0	0	0	0	0
OFFENSES AGAINST FAMILY	24	0	0	24	7	0	0	7	34	0	0	34
DRIVING UNDER THE INFLUENCE	343	0	2	345	66	0	0	66	116	0	0	116
LIQUOR LAWS	50	0	1	51	14	0	0	14	58	0	0	58
DRUNKENNESS	258	0	0	258	111	0	0	111	91	0	3	94
DISORDERLY CONDUCT	69	2	1	72	33	1	0	34	36	0	0	36
ALL OTHER OFFENSES (EXCEPT TRAFFIC)	822	1	0	823	495	4	1	500	405	0	1	406
CURFEW & LOITERING LAW VIOLATIONS	0	0	0	0	0	0	0	0	0	0	0	0
RUNAWAYS	0	0	0	0	0	0	0	0	0	0	0	0
TOTAL FOR PART II CRIMES	2,464	18	12	2,494	975	12	1	988	1,512	7	6	1,525

TOTAL CRIMES	2,684	27	12	2,723	1,036	14	1	1,051	1,605	19	6	1,630
---------------------	--------------	-----------	-----------	--------------	--------------	-----------	----------	--------------	--------------	-----------	----------	--------------

2010 TOTAL ARRESTS BY COUNTY - ADULT AND JUVENILE

PART I CRIMES	SHELBY				SIMPSON				SPENCER			
	ADULT	JUV	UNK	TOTAL	ADULT	JUV	UNK	TOTAL	ADULT	JUV	UNK	TOTAL
MURDER	0	0	0	0	0	0	0	0	0	2	0	2
FORCIBLE RAPE	8	0	0	8	0	0	0	0	0	0	0	0
ROBBERY	20	0	0	20	2	0	0	2	0	0	0	0
AGGRAVATED ASSAULT	37	4	0	41	9	0	0	9	1	1	0	2
BURGLARY	69	12	0	81	6	0	0	6	25	10	0	35
LARCENY-THEFT	134	15	1	150	58	2	0	60	33	2	0	35
AUTO THEFT	10	1	0	11	0	0	0	0	1	1	0	2
ARSON	2	4	0	6	1	0	0	1	0	0	0	0
TOTAL FOR PART I CRIMES	280	36	1	317	76	2	0	78	60	16	0	76

PART II CRIMES												
MANSLAUGHTER BY NEGLIGENCE	2	0	0	2	0	0	0	0	1	0	0	1
OTHER ASSAULTS	206	37	4	247	89	4	0	93	57	5	1	63
FORGERY & COUNTERFEITING	56	1	0	57	8	0	0	8	10	0	0	10
FRAUD	97	0	1	98	8	0	0	8	14	0	0	14
EMBEZZLEMENT	3	0	0	3	0	0	0	0	3	0	0	3
STOLEN PROPERTY: BUYING, RECEIVING, POSSESSION	40	4	0	44	9	0	0	9	6	0	0	6
VANDALISM	59	21	0	80	14	0	0	14	6	4	0	10
WEAPONS: CARRYING, POSSESSION, ETC.	39	2	1	42	4	1	0	5	12	0	0	12
PROSTITUTION & COMMERCIALIZED VICE	1	0	0	1	0	0	0	0	0	0	0	0
SEX OFFENSES (EXCEPT RAPE & PROSTITUTION)	17	1	0	18	19	0	0	19	0	6	0	6
NARCOTIC DRUG LAWS	447	43	0	490	267	2	0	269	163	9	0	172
GAMBLING	0	0	0	0	1	0	0	1	0	0	0	0
OFFENSES AGAINST FAMILY	59	0	0	59	24	0	0	24	11	0	0	11
DRIVING UNDER THE INFLUENCE	550	3	2	555	81	1	0	82	157	1	0	158
LIQUOR LAWS	172	2	0	174	27	1	0	28	51	3	0	54
DRUNKENNESS	195	9	7	211	93	2	0	95	55	4	0	59
DISORDERLY CONDUCT	94	27	2	123	31	0	1	32	17	2	0	19
ALL OTHER OFFENSES (EXCEPT TRAFFIC)	1,043	20	2	1,065	238	4	0	242	202	1	0	203
CURFEW & LOITERING LAW VIOLATIONS	0	0	0	0	0	0	0	0	0	0	0	0
RUNAWAYS	0	1	0	1	0	0	0	0	0	1	0	1
TOTAL FOR PART II CRIMES	3,080	171	19	3,270	913	15	1	929	765	36	1	802

TOTAL CRIMES	3,360	207	20	3,587	989	17	1	1,007	825	52	1	878
---------------------	--------------	------------	-----------	--------------	------------	-----------	----------	--------------	------------	-----------	----------	------------

2010 TOTAL ARRESTS BY COUNTY - ADULT AND JUVENILE

PART I CRIMES	TAYLOR				TODD				TRIGG			
	ADULT	JUV	UNK	TOTAL	ADULT	JUV	UNK	TOTAL	ADULT	JUV	UNK	TOTAL
MURDER	7	0	0	7	0	0	0	0	0	0	0	0
FORCIBLE RAPE	1	0	0	1	2	0	0	2	1	0	0	1
ROBBERY	14	0	0	14	2	0	0	2	8	0	0	8
AGGRAVATED ASSAULT	21	1	0	22	9	0	0	9	11	0	0	11
BURGLARY	53	1	1	55	15	0	0	15	33	3	0	36
LARCENY-THEFT	132	1	0	133	26	0	0	26	44	0	0	44
AUTO THEFT	7	0	1	8	6	0	0	6	2	0	0	2
ARSON	4	1	0	5	0	0	0	0	0	0	0	0
TOTAL FOR PART I CRIMES	239	4	2	245	60	0	0	60	99	3	0	102

PART II CRIMES	ADULT	JUV	UNK	TOTAL	ADULT	JUV	UNK	TOTAL	ADULT	JUV	UNK	TOTAL
MANSLAUGHTER BY NEGLIGENCE	0	0	0	0	2	0	0	2	0	0	0	0
OTHER ASSAULTS	165	5	0	170	58	4	0	62	108	7	0	115
FORGERY & COUNTERFEITING	117	0	0	117	8	0	0	8	13	0	0	13
FRAUD	276	0	4	280	57	0	3	60	226	0	0	226
EMBEZZLEMENT	13	0	0	13	0	0	0	0	1	0	0	1
STOLEN PROPERTY: BUYING, RECEIVING, POSSESSION	29	1	0	30	20	1	0	21	16	0	0	16
VANDALISM	31	1	1	33	13	2	0	15	17	10	0	27
WEAPONS: CARRYING, POSSESSION, ETC.	20	0	0	20	14	0	0	14	7	0	0	7
PROSTITUTION & COMMERCIALIZED VICE	1	0	0	1	0	0	0	0	0	0	0	0
SEX OFFENSES (EXCEPT RAPE & PROSTITUTION)	52	0	0	52	7	0	0	7	13	0	0	13
NARCOTIC DRUG LAWS	298	6	0	304	222	2	0	224	129	1	0	130
GAMBLING	0	0	0	0	0	0	0	0	0	0	0	0
OFFENSES AGAINST FAMILY	58	0	1	59	34	0	0	34	16	0	0	16
DRIVING UNDER THE INFLUENCE	169	3	0	172	74	1	0	75	92	1	0	93
LIQUOR LAWS	38	0	0	38	24	0	0	24	44	2	0	46
DRUNKENNESS	196	2	2	200	19	3	0	22	48	1	0	49
DISORDERLY CONDUCT	68	6	1	75	35	0	0	35	66	2	0	68
ALL OTHER OFFENSES (EXCEPT TRAFFIC)	387	8	0	395	178	7	0	185	340	1	0	341
CURFEW & LOITERING LAW VIOLATIONS	0	0	0	0	0	0	0	0	0	0	0	0
RUNAWAYS	0	0	0	0	0	1	0	1	0	0	0	0
TOTAL FOR PART II CRIMES	1,918	32	9	1,959	765	21	3	789	1,136	25	0	1,161

TOTAL CRIMES	2,157	36	11	2,204	825	21	3	849	1,235	28	0	1,263
---------------------	--------------	-----------	-----------	--------------	------------	-----------	----------	------------	--------------	-----------	----------	--------------

2010 TOTAL ARRESTS BY COUNTY - ADULT AND JUVENILE

PART I CRIMES	TRIMBLE				UNION				WARREN			
	ADULT	JUV	UNK	TOTAL	ADULT	JUV	UNK	TOTAL	ADULT	JUV	UNK	TOTAL
MURDER	3	0	0	3	3	0	0	3	2	0	0	2
FORCIBLE RAPE	0	0	0	0	3	0	0	3	18	0	0	18
ROBBERY	1	0	0	1	15	0	0	15	41	2	0	43
AGGRAVATED ASSAULT	15	2	0	17	15	0	0	15	75	7	0	82
BURGLARY	5	2	0	7	23	4	0	27	117	6	0	123
LARCENY-THEFT	5	2	0	7	73	5	0	78	544	13	1	558
AUTO THEFT	1	0	0	1	3	0	0	3	10	1	0	11
ARSON	0	0	0	0	1	0	0	1	2	0	0	2
TOTAL FOR PART I CRIMES	30	6	0	36	136	9	0	145	809	29	1	839

PART II CRIMES												
MANSLAUGHTER BY NEGLIGENCE	0	0	0	0	1	0	0	1	0	0	0	0
OTHER ASSAULTS	54	0	0	54	142	11	0	153	810	40	0	850
FORGERY & COUNTERFEITING	0	0	0	0	14	0	0	14	517	10	0	527
FRAUD	2	0	0	2	193	0	5	198	290	10	0	300
EMBEZZLEMENT	1	0	0	1	1	0	0	1	2	0	0	2
STOLEN PROPERTY: BUYING, RECEIVING, POSSESSION	2	1	0	3	11	0	0	11	137	2	0	139
VANDALISM	7	0	0	7	19	1	0	20	115	7	0	122
WEAPONS: CARRYING, POSSESSION, ETC.	2	0	0	2	5	0	0	5	127	1	0	128
PROSTITUTION & COMMERCIALIZED VICE	0	0	0	0	0	0	0	0	0	0	0	0
SEX OFFENSES (EXCEPT RAPE & PROSTITUTION)	1	0	0	1	5	1	0	6	72	1	0	73
NARCOTIC DRUG LAWS	35	4	0	39	213	10	0	223	2,772	45	2	2,819
GAMBLING	0	0	0	0	0	0	0	0	0	0	0	0
OFFENSES AGAINST FAMILY	16	0	0	16	17	0	1	18	296	0	1	297
DRIVING UNDER THE INFLUENCE	28	0	1	29	155	1	0	156	1,370	2	1	1,373
LIQUOR LAWS	10	0	0	10	45	4	0	49	344	2	1	347
DRUNKENNESS	14	3	0	17	60	1	0	61	1,252	10	2	1,264
DISORDERLY CONDUCT	8	0	0	8	43	4	0	47	343	41	1	385
ALL OTHER OFFENSES (EXCEPT TRAFFIC)	110	1	0	111	237	7	0	244	3,010	28	3	3,041
CURFEW & LOITERING LAW VIOLATIONS	0	0	0	0	0	0	0	0	0	0	0	0
RUNAWAYS	0	0	0	0	0	0	0	0	0	1	0	1
TOTAL FOR PART II CRIMES	290	9	1	300	1,161	40	6	1,207	11,457	200	11	11,668

TOTAL CRIMES	320	15	1	336	1,297	49	6	1,352	12,266	229	12	12,507
---------------------	------------	-----------	----------	------------	--------------	-----------	----------	--------------	---------------	------------	-----------	---------------

2010 TOTAL ARRESTS BY COUNTY - ADULT AND JUVENILE

PART I CRIMES	WASHINGTON				WAYNE				WEBSTER			
	ADULT	JUV	UNK	TOTAL	ADULT	JUV	UNK	TOTAL	ADULT	JUV	UNK	TOTAL
MURDER	0	0	0	0	3	0	0	3	1	0	0	1
FORCIBLE RAPE	0	0	0	0	1	0	0	1	1	0	0	1
ROBBERY	0	0	0	0	18	0	0	18	0	0	0	0
AGGRAVATED ASSAULT	6	0	0	6	35	1	0	36	7	0	0	7
BURGLARY	8	0	0	8	45	0	0	45	24	4	0	28
LARCENY-THEFT	18	0	0	18	95	0	0	95	42	10	0	52
AUTO THEFT	4	0	0	4	10	0	0	10	5	1	0	6
ARSON	2	2	0	4	3	0	0	3	0	0	0	0
TOTAL FOR PART I CRIMES	38	2	0	40	210	1	0	211	80	15	0	95

PART II CRIMES	ADULT	JUV	UNK	TOTAL	ADULT	JUV	UNK	TOTAL	ADULT	JUV	UNK	TOTAL
MANSLAUGHTER BY NEGLIGENCE	0	0	0	0	0	0	0	0	0	0	0	0
OTHER ASSAULTS	65	2	0	67	217	0	0	217	92	1	0	93
FORGERY & COUNTERFEITING	16	0	0	16	74	0	0	74	18	0	0	18
FRAUD	27	0	0	27	211	0	0	211	42	0	1	43
EMBEZZLEMENT	2	0	0	2	3	0	0	3	0	0	0	0
STOLEN PROPERTY: BUYING, RECEIVING, POSSESSION	3	0	0	3	45	1	0	46	7	2	0	9
VANDALISM	19	1	0	20	40	0	0	40	12	2	0	14
WEAPONS: CARRYING, POSSESSION, ETC.	10	1	0	11	12	0	0	12	11	0	0	11
PROSTITUTION & COMMERCIALIZED VICE	0	0	0	0	0	0	0	0	0	0	0	0
SEX OFFENSES (EXCEPT RAPE & PROSTITUTION)	1	2	0	3	1	0	0	1	9	1	0	10
NARCOTIC DRUG LAWS	135	0	0	135	329	3	0	332	213	0	0	213
GAMBLING	0	0	0	0	0	0	0	0	0	0	0	0
OFFENSES AGAINST FAMILY	14	0	0	14	49	0	0	49	41	0	0	41
DRIVING UNDER THE INFLUENCE	46	0	0	46	76	1	0	77	75	0	0	75
LIQUOR LAWS	9	0	0	9	6	1	0	7	35	4	1	40
DRUNKENNESS	41	0	0	41	92	2	0	94	56	2	3	61
DISORDERLY CONDUCT	11	1	0	12	99	0	2	101	48	1	0	49
ALL OTHER OFFENSES (EXCEPT TRAFFIC)	178	0	0	178	710	0	2	712	277	0	1	278
CURFEW & LOITERING LAW VIOLATIONS	0	0	0	0	0	0	0	0	0	0	0	0
RUNAWAYS	0	0	0	0	0	0	0	0	0	0	0	0
TOTAL FOR PART II CRIMES	577	7	0	584	1,964	8	4	1,976	936	13	6	955

TOTAL CRIMES	615	9	0	624	2,174	9	4	2,187	1,016	28	6	1,050
---------------------	------------	----------	----------	------------	--------------	----------	----------	--------------	--------------	-----------	----------	--------------

2010 TOTAL ARRESTS BY COUNTY - ADULT AND JUVENILE

PART I CRIMES	WHITLEY				WOLFE				WOODFORD			
	ADULT	JUV	UNK	TOTAL	ADULT	JUV	UNK	TOTAL	ADULT	JUV	UNK	TOTAL
MURDER	0	0	0	0	0	0	0	0	0	0	0	0
FORCIBLE RAPE	2	0	0	2	0	0	0	0	0	0	0	0
ROBBERY	2	1	0	3	2	0	0	2	3	0	0	3
AGGRAVATED ASSAULT	29	0	0	29	6	1	0	7	6	0	0	6
BURGLARY	28	1	0	29	11	1	0	12	11	0	0	11
LARCENY-THEFT	79	4	0	83	5	0	0	5	67	0	0	67
AUTO THEFT	4	0	0	4	0	0	0	0	0	1	0	1
ARSON	0	0	0	0	0	0	0	0	0	0	0	0
TOTAL FOR PART I CRIMES	144	6	0	150	24	2	0	26	87	1	0	88

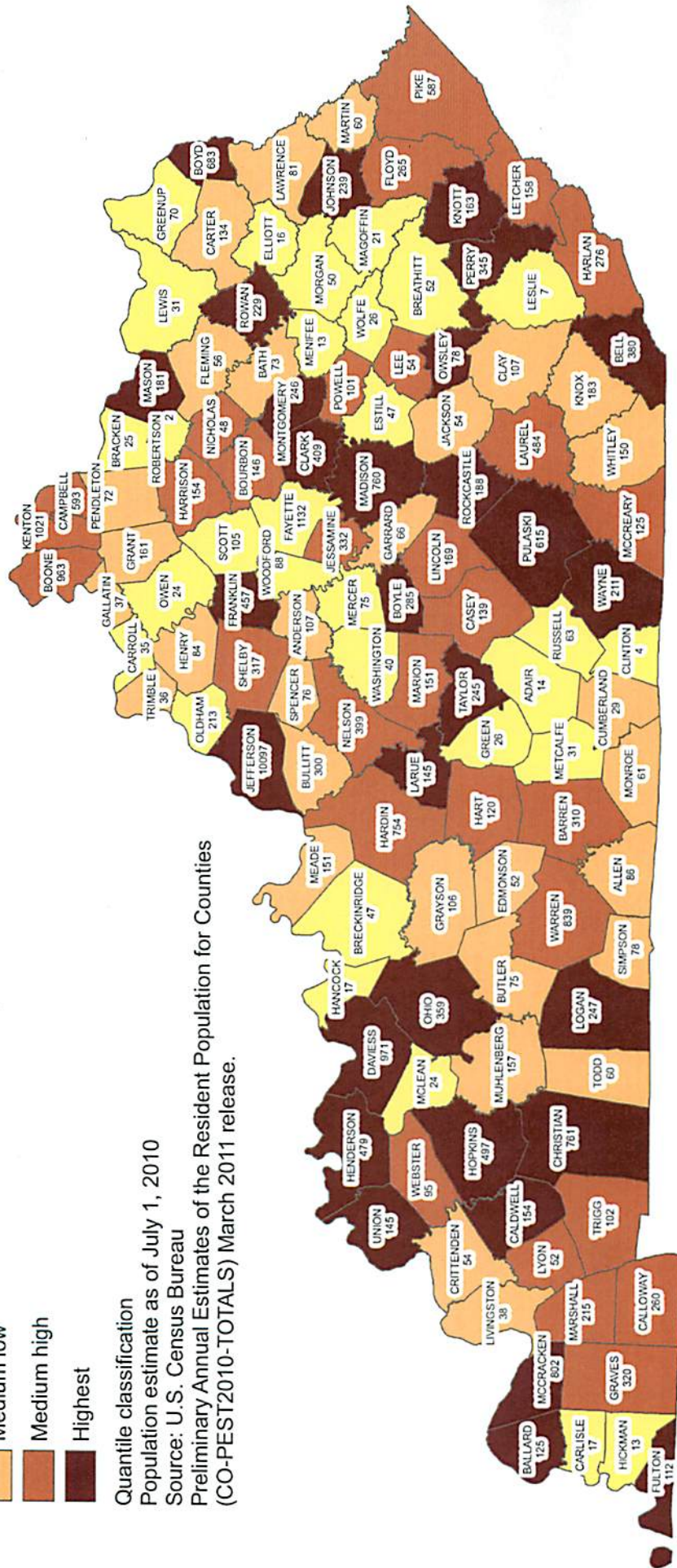
PART II CRIMES												
MANSLAUGHTER BY NEGLIGENCE	0	0	0	0	2	0	0	2	0	0	0	0
OTHER ASSAULTS	74	13	1	88	24	8	0	32	66	1	0	67
FORGERY & COUNTERFEITING	12	0	0	12	14	0	0	14	10	0	0	10
FRAUD	20	0	0	20	14	0	0	14	10	0	0	10
EMBEZZLEMENT	4	0	0	4	0	0	0	0	1	0	0	1
STOLEN PROPERTY: BUYING, RECEIVING, POSSESSION	17	1	0	18	7	0	0	7	8	0	0	8
VANDALISM	13	3	0	16	5	2	0	7	9	0	0	9
WEAPONS: CARRYING, POSSESSION, ETC.	9	0	0	9	0	0	0	0	3	0	0	3
PROSTITUTION & COMMERCIALIZED VICE	0	0	0	0	0	0	0	0	0	0	0	0
SEX OFFENSES (EXCEPT RAPE & PROSTITUTION)	84	3	0	87	2	1	0	3	1	1	0	2
NARCOTIC DRUG LAWS	493	9	0	502	62	3	0	65	168	0	0	168
GAMBLING	0	0	0	0	0	0	0	0	0	0	0	0
OFFENSES AGAINST FAMILY	21	0	0	21	4	0	0	4	25	0	0	25
DRIVING UNDER THE INFLUENCE	206	0	0	206	40	0	0	40	157	1	0	158
LIQUOR LAWS	24	0	0	24	15	0	0	15	50	2	0	52
DRUNKENNESS	207	2	0	209	12	1	0	13	94	1	0	95
DISORDERLY CONDUCT	89	16	0	105	2	1	0	3	31	0	0	31
ALL OTHER OFFENSES (EXCEPT TRAFFIC)	739	44	2	785	179	5	0	184	245	0	0	245
CURFEW & LOITERING LAW VIOLATIONS	0	0	0	0	0	0	0	0	0	0	0	0
RUNAWAYS	0	1	0	1	0	0	0	0	0	0	0	0
TOTAL FOR PART II CRIMES	2,012	92	3	2,107	382	21	0	403	878	6	0	884

TOTAL CRIMES	2,156	98	3	2,257	406	23	0	429	965	7	0	972
---------------------	--------------	-----------	----------	--------------	------------	-----------	----------	------------	------------	----------	----------	------------

Per capita rate ranking

- Lowest
- Medium low
- Medium high
- Highest

Quantile classification
 Population estimate as of July 1, 2010
 Source: U.S. Census Bureau
 Preliminary Annual Estimates of the Resident Population for Counties
 (CO-PEST2010-TOTALS) March 2011 release.



Year 2010
 Part 1 arrests by county.

**2010 DRUG ARRESTS
BY AREA DEVELOPMENT DISTRICT AND DRUG TYPE**

AREA DEVELOPMENT DISTRICTS	OPIUM OR COCAINE AND THEIR DERIVATIVES	MARIJUANA	SYNTHETIC NARCOTICS WHICH CAN CAUSE DRUG ADDICTION	OTHER DANGEROUS NON-NARCOTIC DRUGS	TOTAL DRUG LAW ARRESTS
PURCHASE	231	1,126	123	1,817	3,297
PENNYRILE	203	1,204	155	1,894	3,456
GREEN RIVER	194	1,097	319	2,149	3,759
BARREN RIVER	206	1,708	502	3,506	5,922
LINCOLN TRAIL	267	1,024	275	1,653	3,219
KIPDA	1,429	8,431	561	3,161	13,582
NORTHERN KENTUCKY	735	2,291	109	3,188	6,323
BUFFALO TRACE	41	134	4	300	479
GATEWAY	33	182	9	1,008	1,232
FIVCO	51	243	19	1,519	1,832
BIG SANDY	41	328	22	2,922	3,313
KENTUCKY RIVER	22	308	42	1,414	1,786
CUMBERLAND VALLEY	47	706	278	3,138	4,169
LAKE CUMBERLAND	73	536	264	1,623	2,496
BLUEGRASS	610	1,795	90	4,053	6,548
PARK SECURITY	0	0	0	0	0
OTHER AGENCIES	0	0	0	0	0
TOTAL	4,183	21,113	2,772	33,345	61,413

**2010 DRUG ARRESTS
BY COUNTY AND DRUG TYPE**

COUNTY	OPIUM OR COCAINE AND THEIR DERIVATIVES	MARIJUANA	SYNTHETIC NARCOTICS WHICH CAN CAUSE DRUG ADDICTION	OTHER DANGEROUS NON- NARCOTIC DRUGS	TOTAL
ADAIR	14	19	5	65	103
ALLEN	13	78	58	169	318
ANDERSON	3	88	12	242	345
BALLARD	0	38	1	64	103
BARREN	13	264	85	604	966
BATH	1	32	1	99	133
BELL	10	149	35	599	793
BOONE	122	479	14	812	1,427
BOURBON	31	47	1	160	239
BOYD	38	144	2	867	1,051
BOYLE	42	77	2	127	248
BRACKEN	0	24	3	14	41
BREATHITT	4	42	0	63	109
BRECKINRIDGE	8	65	14	97	184
BULLITT	14	253	53	470	790
BUTLER	0	59	38	151	248
CALDWELL	14	39	7	79	139
CALLOWAY	16	147	14	216	393
CAMPBELL	154	753	0	680	1,587
CARLISLE	1	12	5	27	45
CARROLL	17	30	7	90	144
CARTER	0	29	7	130	166
CASEY	5	59	30	121	215
CHRISTIAN	119	541	33	687	1,380
CLARK	25	56	2	354	437
CLAY	9	42	22	200	273
CLINTON	0	4	0	3	7
CRITTENDEN	4	35	2	85	126
CUMBERLAND	6	20	2	44	72
DAVISS	125	598	166	1,126	2,015
EDMONSON	0	34	10	45	89
ELLIOTT	1	14	0	80	95
ESTILL	2	25	10	146	183
FAYETTE	277	400	6	534	1,217
FLEMING	9	15	0	48	72
FLOYD	2	68	0	580	650
FRANKLIN	96	272	10	303	681
FULTON	32	58	5	159	254
GALLATIN	0	59	38	110	207
GARRARD	13	47	4	83	147
GRANT	8	62	21	153	244
GRAVES	69	182	17	280	548
GRAYSON	3	55	33	115	206
GREEN	1	18	7	47	73
GREENUP	2	33	0	170	205
HANCOCK	0	16	1	34	51
HARDIN	70	424	109	640	1,243
HARLAN	7	67	21	413	508
HARRISON	8	34	0	138	180
HART	8	80	89	222	399

**2010 DRUG ARRESTS
BY COUNTY AND DRUG TYPE**

COUNTY	OPIUM OR COCAINE AND THEIR DERIVATIVES	MARIJUANA	SYNTHETIC NARCOTICS WHICH CAN CAUSE DRUG ADDICTION	OTHER DANGEROUS NON- NARCOTIC DRUGS	TOTAL
HENDERSON	30	194	43	316	583
HENRY	2	78	0	86	166
HICKMAN	0	3	0	10	13
HOPKINS	37	255	50	445	787
JACKSON	2	26	10	361	399
JEFFERSON	1,357	7,542	486	1,950	11,335
JESSAMINE	28	164	7	540	739
JOHNSON	7	72	19	1,048	1,146
KENTON	424	843	12	1,214	2,493
KNOTT	6	34	3	216	259
KNOX	3	84	37	260	384
LARUE	23	89	55	204	371
LAUREL	6	173	104	543	826
LAWRENCE	10	23	10	272	315
LEE	2	17	4	100	123
LESLIE	0	31	6	115	152
LETCHER	5	33	5	221	264
LEWIS	1	18	1	45	65
LINCOLN	14	82	19	131	246
LIVINGSTON	2	39	3	85	129
LOGAN	19	133	33	274	459
LYON	2	70	2	92	166
MADISON	32	251	5	621	909
MAGOFFIN	2	19	0	75	96
MARION	57	75	0	170	302
MARSHALL	8	128	42	313	491
MARTIN	5	38	3	422	468
MASON	31	72	0	189	292
MCCRACKEN	105	558	39	748	1,450
MCCREARY	4	40	39	149	232
MCLEAN	4	17	41	76	138
MEADE	6	72	16	98	192
MENIFEE	3	18	1	54	76
MERCER	5	39	7	79	130
METCALFE	4	68	22	80	174
MONROE	5	41	19	116	181
MONTGOMERY	18	32	2	274	326
MORGAN	1	23	0	103	127
MUHLENBERG	8	102	24	241	375
NELSON	61	214	46	265	586
NICHOLAS	15	28	0	91	134
OHIO	6	144	46	340	536
OLDHAM	18	250	8	314	590
OWEN	2	23	4	47	76
OWSLEY	0	20	20	121	161
PENDLETON	8	42	13	82	145
PERRY	4	121	2	526	653
PIKE	25	131	0	797	953
POWELL	1	33	0	164	198
PULASKI	9	192	52	790	1,043

**2010 DRUG ARRESTS
BY COUNTY AND DRUG TYPE**

COUNTY	OPIUM OR COCAINE AND THEIR DERIVATIVES	MARIJUANA	SYNTHETIC NARCOTICS WHICH CAN CAUSE DRUG ADDICTION	OTHER DANGEROUS NON- NARCOTIC DRUGS	TOTAL
ROBERTSON	0	5	0	4	9
ROCKCASTLE	3	93	20	368	484
ROWAN	10	77	5	478	570
RUSSELL	1	38	6	70	115
SCOTT	13	96	5	233	347
SHELBY	32	240	1	217	490
SIMPSON	10	70	12	177	269
SPENCER	6	56	9	101	172
TAYLOR	24	88	17	175	304
TODD	8	58	32	126	224
TRIGG	9	65	2	54	130
TRIMBLE	0	12	4	23	39
UNION	10	73	14	126	223
WARREN	134	881	136	1,668	2,819
WASHINGTON	39	30	2	64	135
WAYNE	9	58	106	159	332
WEBSTER	19	55	8	131	213
WHITLEY	7	72	29	394	502
WOLFE	1	10	2	52	65
WOODFORD	5	56	0	107	168
TOTAL	4,183	21,113	2,772	33,345	61,413

2010 DUI ARRESTS BY AGE, SEX, AND RACE

COUNTY	AGE			SEX			RACE				TOTAL
	ADULT	JUV	UNK	MALE	FEMALE	UNK	WHITE	BLACK	OTHER	UNK	
ADAIR	36	0	0	26	9	1	33	1	0	2	36
ALLEN	109	2	0	96	15	0	109	2	0	0	111
ANDERSON	163	3	0	142	24	0	156	10	0	0	166
BALLARD	58	1	0	52	7	0	48	11	0	0	59
BARREN	381	0	1	312	70	0	355	25	1	1	382
BATH	47	0	0	36	11	0	45	1	1	0	47
BELL	493	1	0	351	143	0	471	22	0	1	494
BOONE	790	5	0	575	220	0	759	30	6	0	795
BOURBON	128	1	1	104	26	0	123	7	0	0	130
BOYD	556	0	2	396	162	0	537	16	2	3	558
BOYLE	175	2	1	123	55	0	161	16	1	0	178
BRACKEN	27	0	1	23	5	0	28	0	0	0	28
BREATHITT	139	1	0	110	30	0	139	1	0	0	140
BRECKINRIDGE	77	0	0	67	10	0	71	5	1	0	77
BULLITT	444	5	0	351	98	0	428	20	1	0	449
BUTLER	92	2	1	89	6	0	93	2	0	0	95
CALDWELL	61	0	0	46	15	0	53	8	0	0	61
CALLOWAY	325	4	1	256	74	0	303	22	4	1	330
CAMPBELL	520	3	1	405	119	0	505	18	1	0	524
CARLISLE	35	0	0	25	10	0	32	3	0	0	35
CARROLL	107	3	0	93	17	0	102	7	1	0	110
CARTER	144	0	0	108	36	0	144	0	0	0	144
CASEY	94	0	0	76	18	0	94	0	0	0	94
CHRISTIAN	720	5	0	555	170	0	481	239	5	0	725
CLARK	166	0	0	126	40	0	152	13	1	0	166
CLAY	150	0	0	106	44	0	148	2	0	0	150
CLINTON	9	0	0	7	2	0	9	0	0	0	9
CRITTENDEN	63	1	0	47	17	0	63	1	0	0	64
CUMBERLAND	33	0	2	29	6	0	33	2	0	0	35
DAVISS	841	10	0	681	170	0	779	68	4	0	851
EDMONSON	24	0	0	19	5	0	24	0	0	0	24
ELLIOTT	61	0	0	48	13	0	61	0	0	0	61
ESTILL	68	0	1	53	16	0	68	0	1	0	69
FAYETTE	1,228	3	0	955	276	0	850	159	4	218	1,231
FLEMING	98	0	1	79	20	0	94	4	1	0	99
FLOYD	416	1	1	306	111	1	412	2	1	3	418
FRANKLIN	514	4	0	404	114	0	448	69	1	0	518
FULTON	94	1	0	77	18	0	61	33	0	1	95
GALLATIN	158	2	0	127	33	0	153	7	0	0	160
GARRARD	97	1	2	86	14	0	92	8	0	0	100
GRANT	145	0	0	118	27	0	139	6	0	0	145

2010 DUI ARRESTS BY AGE, SEX, AND RACE

COUNTY	AGE			SEX			RACE				TOTAL
	ADULT	JUV	UNK	MALE	FEMALE	UNK	WHITE	BLACK	OTHER	UNK	
GRAVES	317	4	0	253	68	0	298	22	1	0	321
GRAYSON	142	0	0	115	27	0	139	2	0	1	142
GREEN	54	0	0	44	10	0	53	1	0	0	54
GREENUP	192	3	0	142	53	0	190	3	2	0	195
HANCOCK	34	0	0	28	6	0	33	0	0	1	34
HARDIN	846	4	0	673	176	1	665	169	15	1	850
HARLAN	332	1	1	262	72	0	316	16	2	0	334
HARRISON	95	0	0	79	16	0	92	3	0	0	95
HART	96	0	0	74	21	1	90	5	0	1	96
HENDERSON	398	2	0	304	96	0	344	56	0	0	400
HENRY	175	1	0	138	38	0	165	11	0	0	176
HICKMAN	10	0	0	7	3	0	5	5	0	0	10
HOPKINS	363	1	0	290	74	0	319	45	0	0	364
JACKSON	31	0	0	24	7	0	31	0	0	0	31
JEFFERSON	3,766	9	2	2,990	787	0	2,943	804	29	1	3,777
JESSAMINE	384	0	0	299	85	0	365	19	0	0	384
JOHNSON	358	0	0	267	91	0	352	1	2	3	358
KENTON	843	2	1	598	248	0	752	87	4	3	846
KNOTT	162	0	0	122	40	0	161	1	0	0	162
KNOX	182	1	1	134	50	0	183	1	0	0	184
LARUE	66	0	1	50	17	0	62	5	0	0	67
LAUREL	640	5	0	499	146	0	635	9	1	0	645
LAWRENCE	93	1	0	66	28	0	94	0	0	0	94
LEE	93	3	0	62	34	0	96	0	0	0	96
LESLIE	63	2	0	54	11	0	65	0	0	0	65
LETCHER	129	1	0	94	36	0	130	0	0	0	130
LEWIS	59	2	0	47	14	0	61	0	0	0	61
LINCOLN	118	1	0	98	21	0	112	7	0	0	119
LIVINGSTON	72	3	0	59	16	0	74	1	0	0	75
LOGAN	225	2	0	176	51	0	200	27	0	0	227
LYON	82	1	0	67	16	0	75	6	2	0	83
MCCRACKEN	568	4	1	435	138	0	509	62	2	0	573
MCCREARY	144	0	0	113	31	0	144	0	0	0	144
MCLEAN	35	0	1	27	9	0	35	1	0	0	36
MADISON	618	1	0	481	138	0	576	38	5	0	619
MAGOFFIN	84	0	0	58	26	0	84	0	0	0	84
MARION	177	0	0	147	30	0	155	21	0	1	177
MARSHALL	247	2	0	191	58	0	241	6	2	0	249
MARTIN	103	0	0	81	22	0	103	0	0	0	103
MASON	102	0	0	85	17	0	91	7	4	0	102
MEADE	141	0	0	116	25	0	130	10	1	0	141

2010 DUI ARRESTS BY AGE, SEX, AND RACE

COUNTY	AGE			SEX			RACE				TOTAL
	ADULT	JUV	UNK	MALE	FEMALE	UNK	WHITE	BLACK	OTHER	UNK	
MENIFEE	18	1	0	11	8	0	17	1	0	1	19
MERCER	99	2	1	78	24	0	95	7	0	0	102
METCALFE	50	0	0	43	7	0	49	1	0	0	50
MONROE	55	0	0	48	7	0	51	4	0	0	55
MONTGOMERY	118	0	0	87	31	0	116	2	0	0	118
MORGAN	103	0	0	79	24	0	102	0	1	0	103
MUHLENBERG	261	2	0	200	63	0	253	9	1	0	263
NELSON	264	0	1	218	47	0	245	19	0	1	265
NICHOLAS	59	0	0	41	18	0	58	1	0	0	59
OHIO	210	2	0	176	36	0	206	5	0	1	212
OLDHAM	287	3	0	231	59	0	279	11	0	0	290
OWEN	51	0	0	40	11	0	50	1	0	0	51
OWSLEY	35	0	1	23	13	0	36	0	0	0	36
PENDLETON	63	1	0	47	17	0	63	0	0	1	64
PERRY	322	2	0	243	81	0	321	3	0	0	324
PIKE	631	2	0	473	160	0	628	3	0	2	633
POWELL	69	0	0	52	17	0	68	1	0	0	69
PULASKI	453	5	0	348	110	0	444	13	1	0	458
ROBERTSON	6	0	0	6	0	0	6	0	0	0	6
ROCKCASTLE	250	2	0	197	55	0	248	4	0	0	252
ROWAN	343	0	2	275	70	0	336	8	1	0	345
RUSSELL	66	0	0	52	14	0	65	1	0	0	66
SCOTT	116	0	0	89	27	0	111	5	0	0	116
SHELBY	547	3	5	453	102	0	488	61	5	1	555
SIMPSON	81	1	0	62	20	0	71	9	2	0	82
SPENCER	157	1	0	125	33	0	152	6	0	0	158
TAYLOR	169	3	0	125	47	0	158	13	1	0	172
TODD	74	1	0	54	21	0	63	11	1	0	75
TRIGG	92	1	0	79	14	0	81	12	0	0	93
TRIMBLE	28	0	1	25	4	0	28	1	0	0	29
UNION	155	1	0	115	41	0	138	17	0	1	156
WARREN	1,370	2	1	1,074	299	0	1,205	155	13	0	1,373
WASHINGTON	46	0	0	37	9	0	37	9	0	0	46
WAYNE	76	1	0	65	12	0	76	0	1	0	77
WEBSTER	75	0	0	60	15	0	67	7	0	1	75
WHITLEY	206	0	0	152	54	0	205	1	0	0	206
WOLFE	40	0	0	35	5	0	39	1	0	0	40
WOODFORD	157	1	0	128	30	0	147	10	1	0	158
STATE TOTALS	29,727	154	36	23,180	6,733	4	26,826	2,703	137	251	29,917

Per capita rate ranking

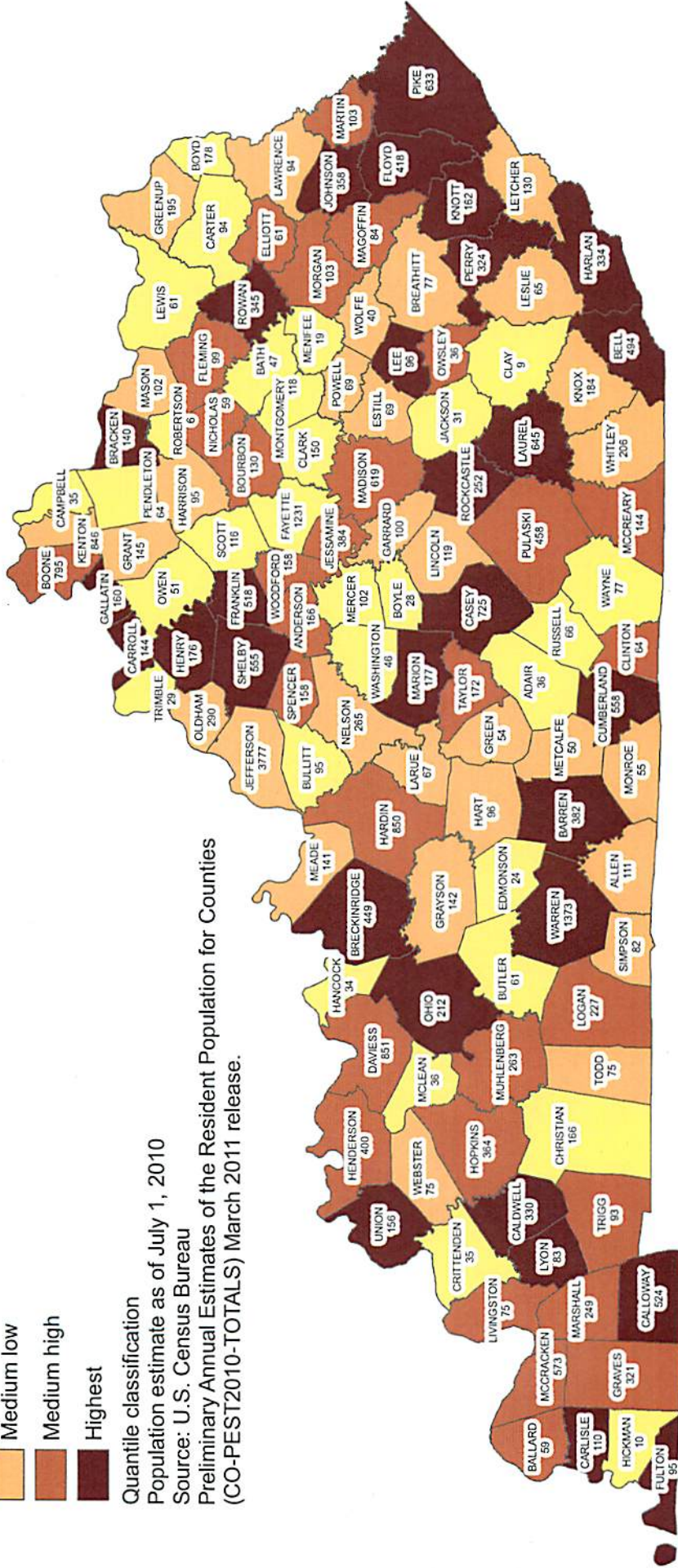
- Lowest
- Medium low
- Medium high
- Highest

Quantile classification

Population estimate as of July 1, 2010

Source: U.S. Census Bureau

Preliminary Annual Estimates of the Resident Population for Counties
(CO-PEST2010-TOTALS) March 2011 release.



Year 2010

DUI arrests by county.



**LAW
ENFORCEMENT
EMPLOYEES**

**MUNICIPAL POLICE DEPARTMENTS
2010**

MUNICIPALITY	FULL TIME LAW ENFORCEMENT OFFICERS			FULL TIME CIVILIAN EMPLOYEES			TOTAL EMPLOYEES
	MALE	FEMALE	TOTAL	MALE	FEMALE	TOTAL	
ADAIRVILLE	1	0	1	0	0	0	1
ALBANY	8	0	8	0	0	0	8
ALEXANDRIA	11	2	13	1	1	2	15
ALLEN	1	0	1	0	0	0	1
ANCHORAGE	10	0	10	0	4	4	14
ASHLAND	48	1	49	1	5	6	55
AUBURN	1	0	1	0	0	0	1
AUDUBON PARK	6	0	6	0	1	1	7
AUGUSTA	3	0	3	0	0	0	3
BARBOURVILLE	14	0	14	2	1	3	17
BARDSTOWN	21	2	23	0	1	1	24
BEATTYVILLE	5	0	5	0	1	1	6
BEAVER DAM	5	0	5	0	0	0	5
BELLEFONTE	4	0	4	0	0	0	4
BELLEVUE	10	1	11	0	1	1	12
BENHAM	2	0	2	0	0	0	2
BENTON	7	0	7	0	1	1	8
BEREA	29	1	30	0	2	2	32
BLOOMFIELD	1	0	1	0	0	0	1
BOONEVILLE	3	0	3	0	0	0	3
BOWLING GREEN	92	11	103	4	33	37	140
BRANDENBURG	5	0	5	0	0	0	5
BROOKSVILLE	1	0	1	0	0	0	1
BURKESVILLE	5	0	5	3	1	4	9
BURNSIDE	4	0	4	0	0	0	4
BUTLER	1	0	1	0	0	0	1
CADIZ	9	0	9	0	1	1	10
CALHOUN	1	0	1	0	0	0	1
CALVERT CITY	6	0	6	0	1	1	7
CAMPBELLSVILLE	21	1	22	0	2	2	24
CANEYVILLE	1	0	1	0	0	0	1
CARLISLE	5	0	5	4	0	4	9
CARROLTON	10	0	10	0	1	1	11
CATLETTSBURG	8	0	8	0	0	0	8
CAVE CITY	6	0	6	0	0	0	6
CENTRAL CITY	12	0	12	0	0	0	12
CLARKSON	1	0	1	0	0	0	1
CLAY CITY	2	0	2	0	0	0	2
CLINTON	4	0	4	0	0	0	4
CLOVERPORT	2	0	2	0	0	0	2
COAL RUN VILLAGE	2	0	2	1	0	1	3
COLD SPRING	10	1	11	0	1	1	12
CORBIN	21	0	21	5	2	7	28
COVINGTON	109	7	116	8	17	25	141
CUMBERLAND	6	0	6	0	0	0	6
CYNTHIANA	14	0	14	0	1	1	15
DANVILLE	23	3	26	0	2	2	28

MUNICIPAL POLICE DEPARTMENTS

2010

MUNICIPALITY	FULL TIME LAW ENFORCEMENT OFFICERS			FULL TIME CIVILIAN EMPLOYEES			TOTAL EMPLOYEES
	MALE	FEMALE	TOTAL	MALE	FEMALE	TOTAL	
DAWSON SPRINGS	5	0	5	1	1	2	7
DAYTON	8	0	8	0	1	1	9
EARLINGTON	1	0	1	0	0	0	1
EDDYVILLE	5	1	6	0	0	0	6
EDGEWOOD	13	1	14	0	0	0	14
EDMONTON	6	0	6	0	0	0	6
ELIZABETHTOWN	42	1	43	8	6	14	57
ELKHORN CITY	4	0	4	0	0	0	4
ELKTON	7	0	7	0	0	0	7
ELSMERE	13	0	13	0	1	1	14
EMINENCE	6	0	6	0	0	0	6
ERLANGER	38	3	41	9	4	13	54
ESTILL	5	0	5	0	2	2	7
FERGUSON	1	0	1	0	0	0	1
FLATWOODS	10	0	10	0	1	1	11
FLEMINGSBURG	5	0	5	0	0	0	5
FLORENCE	56	2	58	0	4	4	62
FRANKFORT	59	1	60	1	4	5	65
FRANKLIN	22	2	24	0	1	1	25
FT. MITCHELL	11	1	12	0	0	0	12
FT. THOMAS	21	2	23	0	1	1	24
FT. WRIGHT	12	0	12	0	0	0	12
FULTON	10	0	10	2	1	3	13
GEORGETOWN	44	3	47	0	3	3	50
GLASGOW	28	2	30	2	10	12	42
GLENCOE	1	0	1	0	0	0	1
GRAYMOOR- DEVONDALE	2	0	2	0	0	0	2
GREENSBURG	7	0	7	3	1	4	11
GREENUP	3	0	3	0	0	0	3
GREENVILLE	9	0	9	0	0	0	9
GUTHRIE	4	0	4	0	0	0	4
HARDINSBURG	5	0	5	0	0	0	5
HARLAN	12	0	12	2	0	2	14
HARRODSBURG	10	0	10	4	7	11	21
HARTFORD	5	0	5	0	0	0	5
HAWESVILLE	1	0	1	0	0	0	1
HAZARD	18	0	18	3	2	5	23
HENDERSON	57	4	61	3	9	12	73
HERITAGE CREEK	0	0	0	0	0	0	0
HIGHLAND HEIGHTS	14	2	16	0	0	0	16
HILLVIEW	13	0	13	0	0	0	13
HINDMAN	2	0	2	0	0	0	2
HODGENVILLE	5	0	5	0	0	0	5
HOPKINSVILLE	74	4	78	3	5	8	86
HORSE CAVE	4	0	4	0	0	0	4
HURSTBOURNE ACRES	2	0	2	0	0	0	2
HUSTONVILLE	1	0	1	0	0	0	1

**MUNICIPAL POLICE DEPARTMENTS
2010**

MUNICIPALITY	FULL TIME LAW ENFORCEMENT OFFICERS			FULL TIME CIVILIAN EMPLOYEES			TOTAL EMPLOYEES
	MALE	FEMALE	TOTAL	MALE	FEMALE	TOTAL	
INDEPENDENCE	26	0	26	0	2	2	28
INDIAN HILLS	6	2	8	0	0	0	8
INEZ	2	0	2	0	0	0	2
IRVINE	5	0	5	0	2	2	7
IRVINGTON	4	0	4	0	0	0	4
JACKSON	9	0	9	3	0	3	12
JAMESTOWN	4	1	5	0	0	0	5
JEFFERSONTOWN	47	4	51	2	8	10	61
JENKINS	3	1	4	0	1	1	5
JUNCTION CITY	3	0	3	0	0	0	3
KENTON	32	2	34	0	2	2	36
LACENTER	1	0	1	0	0	0	1
LAGRANGE	13	0	13	0	0	0	13
LAKESIDE PARK	9	1	10	0	1	1	11
LANCASTER	8	1	9	0	0	0	9
LAWRENCEBURG	16	0	16	8	0	8	24
LEBANON JCT	5	0	5	0	0	0	5
LEBANON	13	1	14	4	3	7	21
LEITCHFIELD	16	0	16	0	1	1	17
LEWISBURG	1	0	1	0	0	0	1
LEWISPORT	2	0	2	0	0	0	2
LEXINGTON	497	47	544	23	56	79	623
LONDON	31	0	31	0	3	3	34
LOUISA	6	0	6	0	0	0	6
LOUISVILLE	1,051	160	1,211	19	149	168	1,379
LOYALL	2	0	2	0	0	0	2
LUDLOW	9	0	9	1	0	1	10
LYNCH	2	0	2	0	0	0	2
LYNNVIEW	3	0	3	0	0	0	3
MADISONVILLE	41	2	43	4	6	10	53
MANCHESTER	12	0	12	0	0	0	12
MARION	6	0	6	3	0	3	9
MARTIN	4	0	4	0	0	0	4
MAYFIELD	24	0	24	1	0	1	25
MAYSVILLE	22	1	23	3	4	7	30
MCKEE	1	0	1	0	0	0	1
MEADOWVALE	0	1	1	0	0	0	1
MIDDLESBORO	21	0	21	0	3	3	24
MILLERSBURG	1	0	1	0	0	0	1
MONTICELLO	10	0	10	0	1	1	11
MOREHEAD	20	0	20	3	4	7	27
MORGANFIELD	8	0	8	6	0	6	14
MORGANTOWN	6	0	6	0	0	0	6
MORTONS GAP	1	0	1	0	0	0	1
MT. STERLING	20	1	21	0	2	2	23
MT. VERNON	8	0	8	0	0	0	8
MT. WASHINGTON	13	1	14	0	1	1	15

**MUNICIPAL POLICE DEPARTMENTS
2010**

MUNICIPALITY	FULL TIME LAW ENFORCEMENT OFFICERS			FULL TIME CIVILIAN EMPLOYEES			TOTAL EMPLOYEES
	MALE	FEMALE	TOTAL	MALE	FEMALE	TOTAL	
MULDRAUGH	4	0	4	0	0	0	4
MUNFORDVILLE	5	0	5	0	0	0	5
MURRAY	27	4	31	4	2	6	37
NEW CASTLE	0	0	0	0	0	0	0
NEWPORT	36	1	37	1	3	4	41
NICHOLASVILLE	61	3	64	4	3	7	71
NORTONVILLE	1	0	1	0	0	0	1
OAK GROVE	17	0	17	0	6	6	23
OLIVE HILL	5	0	5	0	0	0	5
OWENSBORO	98	3	101	8	30	38	139
OWINGSVILLE	5	0	5	0	0	0	5
PADUCAH	72	5	77	0	11	11	88
PAINTSVILLE	12	0	12	0	0	0	12
PARIS	21	0	21	1	1	2	23
PARK HILLS	5	1	6	0	0	0	6
PEEWEE VALLEY	1	0	1	0	0	0	1
PENDLETON	1	0	1	0	0	0	1
PERRYVILLE	1	0	1	0	0	0	1
PIKEVILLE	21	1	22	3	5	8	30
PINEVILLE	9	0	9	0	0	0	9
PIONEER VILLAGE	5	0	5	0	0	0	5
POWDERLY	2	0	2	0	0	0	2
PRESTONSBURG	16	0	16	0	0	0	16
PRINCETON	14	1	15	0	1	1	16
PROSPECT	7	2	9	0	1	1	10
PROVIDENCE	7	0	7	0	0	0	7
RACELAND	5	1	6	0	0	0	6
RADCLIFF	40	1	41	0	0	0	41
RAVENNA	1	0	1	0	0	0	1
RICHMOND	56	4	60	6	5	11	71
RUSSELL	12	0	12	0	0	0	12
RUSSELL SPRINGS	6	2	8	0	1	1	9
RUSSELLVILLE	17	2	19	0	0	0	19
SADIEVILLE	0	0	0	0	0	0	0
SALYERSVILLE	3	0	3	0	0	0	3
SCOTTSVILLE	13	0	13	1	6	7	20
SEBREE	1	0	1	0	0	0	1
SHELBYVILLE	22	1	23	0	1	1	24
SHEPHERDSVILLE	25	1	26	0	2	2	28
SHIVELY	25	1	26	3	3	6	32
SILVER GROVE	1	0	1	0	0	0	1
SIMPSONVILLE	4	0	4	0	0	0	4
SMITHS GROVE	1	0	1	0	0	0	1
SOMERSET	42	0	42	1	3	4	46
SOUTH SHORE	1	0	1	0	0	0	1
ST. MATTHEWS	30	1	31	0	6	6	37
STAMPING GROUND	1	0	1	0	0	0	1

**MUNICIPAL POLICE DEPARTMENTS
2010**

MUNICIPALITY	FULL TIME LAW ENFORCEMENT OFFICERS			FULL TIME CIVILIAN EMPLOYEES			TOTAL EMPLOYEES
	MALE	FEMALE	TOTAL	MALE	FEMALE	TOTAL	
STANFORD	10	0	10	0	0	0	10
STANTON	7	0	7	0	0	0	7
STRATHMOOR VILLAGE	2	0	2	0	0	0	2
STURGIS	3	0	3	0	0	0	3
TAYLOR MILL	8	2	10	0	1	1	11
TAYLORSVILLE	5	0	5	0	0	0	5
TOMPKINSVILLE	9	0	9	2	1	3	12
TRENTON	0	0	0	0	0	0	0
UNIONTOWN	2	0	2	0	0	0	2
VANCEBURG	6	0	6	0	0	0	6
VERSAILLES	36	3	39	3	6	9	48
VILLA HILLS	7	0	7	0	1	1	8
VINE GROVE	8	0	8	0	0	0	8
WARSAW	5	0	5	0	0	0	5
WAYLAND	1	0	1	0	0	0	1
WEST LIBERTY	8	0	8	6	1	7	15
WEST POINT	4	0	4	0	0	0	4
WHEELWRIGHT	1	0	1	0	0	0	1
WHITESBURG	5	0	5	5	0	5	10
WILDER	6	0	6	0	0	0	6
WILLIAMSBURG	12	0	12	0	1	1	13
WILLIAMSTOWN	6	0	6	0	1	1	7
WILMORE	8	1	9	0	1	1	10
WINCHESTER	32	1	33	3	10	13	46
WINGO	1	0	1	0	0	0	1
WORTHINGTON	4	0	4	0	0	0	4
TOTAL	4,251	327	4,578	201	506	707	5,285

**SHERIFF'S DEPARTMENTS
2010**

COUNTY	FULL TIME LAW ENFORCEMENT OFFICERS			FULL TIME CIVILIAN EMPLOYEES			TOTAL EMPLOYEES
	MALE	FEMALE	TOTAL	MALE	FEMALE	TOTAL	
ADAIR	6	0	6	0	2	2	8
ALLEN	13	0	13	0	2	2	15
ANDERSON	15	0	15	0	2	2	17
BALLARD	11	2	13	0	0	0	13
BARREN	14	2	16	2	2	4	20
BATH	3	0	3	0	2	2	5
BELL	8	0	8	7	6	13	21
BOONE	127	4	131	2	6	8	139
BOURBON	8	0	8	0	1	1	9
BOYD	27	0	27	2	5	7	34
BOYLE	9	0	9	0	2	2	11
BRACKEN	4	0	4	1	0	1	5
BREATHITT	2	0	2	2	0	2	4
BRECKINRIDGE	11	0	11	0	3	3	14
BULLITT	37	4	41	1	5	6	47
BUTLER	5	0	5	0	1	1	6
CALDWELL	7	1	8	0	2	2	10
CALLOWAY	13	3	16	3	4	7	23
CAMPBELL	8	1	9	1	2	3	12
CARROLL	3	0	3	0	1	1	4
CARTER	9	1	10	0	2	2	12
CASEY	6	0	6	2	0	2	8
CHRISTIAN	27	2	29	0	4	4	33
CLARK	13	0	13	2	2	4	17
CLAY	12	0	12	1	2	3	15
CLINTON	4	0	4	0	1	1	5
CRITTENDEN	3	0	3	0	1	1	4
CUMBERLAND	3	0	3	1	1	2	5
DAVISS	38	2	40	0	5	5	45
EDMONSON	5	0	5	4	0	4	9
FLEMING	7	1	8	0	0	0	8
FLOYD	9	2	11	1	2	3	14
FRANKLIN	18	0	18	2	1	3	21
FULTON	3	0	3	0	1	1	4
GALLATIN	8	1	9	0	1	1	10
GARRARD	8	0	8	0	1	1	9
GRANT	6	0	6	0	1	1	7
GRAVES	12	0	12	0	5	5	17
GREEN	4	0	4	0	0	0	4
GREENUP	13	1	14	4	0	4	18
HANCOCK	6	0	6	0	1	1	7
HARDIN	30	6	36	3	3	6	42
HARLAN	18	2	20	0	4	4	24
HARRISON	10	0	10	0	0	0	10
HART	7	1	8	0	3	3	11
HENDERSON	19	2	21	0	4	4	25
HENRY	6	0	6	0	1	1	7
HICKMAN	1	2	3	0	0	0	3
HOPKINS	17	1	18	0	8	8	26
JACKSON	5	0	5	2	0	2	7

**SHERIFF'S DEPARTMENTS
2010**

COUNTY	FULL TIME LAW ENFORCEMENT OFFICERS			FULL TIME CIVILIAN EMPLOYEES			TOTAL EMPLOYEES
	MALE	FEMALE	TOTAL	MALE	FEMALE	TOTAL	
JEFFERSON	198	23	221	20	30	50	271
JESSAMINE	24	1	25	3	6	9	34
JOHNSON	11	0	11	0	4	4	15
KENTON	23	2	25	2	6	8	33
KNOX	10	0	10	0	3	3	13
LAUREL	22	0	22	0	5	5	27
LAWRENCE	5	0	5	0	2	2	7
LESLIE	7	0	7	0	1	1	8
LETCHER	10	2	12	1	1	2	14
LEWIS	5	0	5	2	0	2	7
LINCOLN	9	1	10	0	2	2	12
LIVINGSTON	6	1	7	0	0	0	7
LYON	5	1	6	0	0	0	6
MADISON	23	1	24	8	6	14	38
MAGOFFIN	4	0	4	1	0	1	5
MARION	4	0	4	0	2	2	6
MARSHALL	22	3	25	0	2	2	27
MASON	14	0	14	0	2	2	16
MCCRACKEN	34	4	38	2	3	5	43
MCCREARY	6	0	6	1	1	2	8
MCLEAN	8	0	8	0	2	2	10
MEADE	11	0	11	0	3	3	14
MENIFEE	4	0	4	1	0	1	5
MERCER	9	2	11	1	1	2	13
METCALFE	3	0	3	0	2	2	5
MONTGOMERY	12	1	13	0	1	1	14
MUHLENBERG	9	2	11	0	0	0	11
NELSON	23	0	23	2	6	8	31
NICHOLAS	2	0	2	0	2	2	4
OHIO	15	0	15	1	2	3	18
OLDHAM	12	3	15	0	2	2	17
OWEN	5	0	5	0	2	2	7
OWSLEY	2	0	2	0	1	1	3
PENDLETON	7	0	7	0	1	1	8
PERRY	13	0	13	5	6	11	24
PIKE	12	0	12	9	7	16	28
PULASKI	33	0	33	0	8	8	41
ROBERTSON	1	0	1	0	0	0	1
ROCKCASTLE	4	0	4	0	1	1	5
ROWAN	11	0	11	0	3	3	14
RUSSELL	8	1	9	0	1	1	10
SCOTT	28	2	30	0	2	2	32
SHELBY	22	2	24	0	1	1	25
SIMPSON	14	1	15	0	2	2	17
SPENCER	5	0	5	0	1	1	6
TAYLOR	12	0	12	0	2	2	14
TODD	3	0	3	0	1	1	4
TRIMBLE	1	0	1	0	0	0	1
UNION	6	1	7	0	1	1	8
WARREN	51	2	53	5	16	21	74

**SHERIFF'S DEPARTMENTS
2010**

COUNTY	FULL TIME LAW ENFORCEMENT OFFICERS			FULL TIME CIVILIAN EMPLOYEES			TOTAL EMPLOYEES
	MALE	FEMALE	TOTAL	MALE	FEMALE	TOTAL	
WASHINGTON	4	2	6	1	1	2	8
WAYNE	9	1	10	0	1	1	11
WEBSTER	6	0	6	0	2	2	8
WHITLEY	12	0	12	0	3	3	15
WOLFE	3	0	3	0	1	1	4
WOODFORD	7	1	8	0	0	0	8
TOTAL	1,487	101	1,588	108	263	371	1,959

COUNTY POLICE DEPARTMENTS

2010

COUNTY	FULL TIME LAW ENFORCEMENT			FULL TIME CIVILIAN			TOTAL EMPLOYEES
	MALE	FEMALE	TOTAL	MALE	FEMALE	TOTAL	
CAMPBELL	28	2	30	0	1	1	31
GALLATIN	1	0	1	0	0	0	1
KENTON	32	2	34	0	2	2	36
OLDHAM	30	1	31	0	2	2	33
TOTAL	91	5	96	0	5	5	101

DRUG TASK FORCES

2010

AGENCY	FULL TIME LAW ENFORCEMENT OFFICERS			FULL TIME CIVILIAN EMPLOYEES			TOTAL EMPLOYEES
	MALE	FEMALE	TOTAL	MALE	FEMALE	TOTAL	
BARREN COUNTY DRUG TASK FORCE	4	0	4	0	1	1	5
BUFFALO TRACE / GATEWAY NARC TASK FORCE	3	1	4	0	0	0	4
CENTRAL KENTUCKY DRUG TASK FORCE	1	0	1	0	0	0	1
LAKE CUMBERLAND DRUG TASK FORCE	4	0	4	0	1	1	5
FIVCO F.A.D.E. DRUG TASK FORCE	6	0	6	0	1	1	7
GREATER HARDIN COUNTY NARC TASK FORCE	7	0	7	1	1	2	9
NORTHERN KENTUCKY NARC ENFORCEMENT	1	0	1	0	1	1	2
PENNYRILE NARCOTICS TASK FORCE	8	1	9	0	3	3	12
SOUTH CENTRAL DRUG TASK FORCE	1	0	1	0	0	0	1
UNLAWFUL NARC INVEST TREAT EDUCUCATION	18	0	18	0	3	3	21
TOTAL	53	2	55	1	11	12	67

OTHER LAW ENFORCEMENT AGENCIES

2010

AGENCY	FULL TIME LAW ENFORCEMENT			FULL TIME CIVILIAN			TOTAL EMPLOYEES
	MALE	FEMALE	TOTAL	MALE	FEMALE	TOTAL	
BLUEGRASS AIRPORT	19	0	19	5	4	9	28
CINCINNATI- NOTHERN KENTUCKY AIRPORT	46	3	49	8	6	14	63
LOUISVILLE AIRPORT POLICE	41	1	42	3	2	5	47
TOTAL	106	4	110	16	12	28	138

COLLEGES, SCHOOLS, AND UNIVERSITIES

2010

AGENCY	FULL TIME LAW ENFORCEMENT OFFICERS			FULL TIME CIVILIAN EMPLOYEES			TOTAL EMPLOYEES
	MALE	FEMALE	TOTAL	MALE	FEMALE	TOTAL	
CLARK CO. SCHOOLS	2	0	2	0	0	0	2
GRAVES CO. SCHOOLS	1	0	1	0	0	0	1
EASTERN KY UNIV.	22	2	24	7	9	16	40
FAYETTE CO. SCHOOLS (DEPT OF LAW ENFORCEMENT)	21	6	27	1	3	4	31
JEFFERSON CO. SCHOOLS	18	2	20	4	4	8	28
KENTUCKY STATE UNIV.	7	5	12	10	6	16	28
MCCRACKEN CO. PUBLIC SCHOOLS	4	0	4	0	0	0	4
MONTGOMERY CO. SCHOOLS	2	0	2	0	0	0	2
OHIO CO. SCHOOLS	1	0	1	0	0	0	1
MCLEAN CO SCHOOLS	1	0	1	0	0	0	1
MURRAY STATE UNIV.	14	1	15	2	3	5	20
NORTHERN KY UNIV.	15	2	17	3	4	7	24
UNIV. OF KENTUCKY	45	5	50	8	4	12	62
UNIV. OF LOUISVILLE	35	6	41	17	18	35	76
WESTERN KY UNIV.	24	1	25	1	9	10	35
TOTAL	212	30	242	53	60	113	355

STATE AGENCIES

2010

AGENCY	FULL TIME LAW ENFORCEMENT			FULL TIME CIVILIAN			TOTAL EMPLOYEES
	MALE	FEMALE	TOTAL	MALE	FEMALE	TOTAL	
ABC	25	5	30	15	15	30	60
KY BUREAU OF INVST.	22	7	29	0	4	4	33
FISH & WILDLIFE	136	1	137	4	4	8	145
KY HORSE PARK	7	1	8	0	0	0	8
KY STATE POLICE	1,088	30	1,118	390	389	779	1,897
PARK RANGERS	47	3	50	0	0	0	50
ENFORCEMENT	113	19	132	1	13	14	146
GAMING	5	2	7	0	1	1	8
TOTAL	1,443	68	1,511	410	426	836	2,347

TOTAL OF ALL AGENCIES	7,643	537	8,180	789	1,283	2,072	10,252
------------------------------	--------------	------------	--------------	------------	--------------	--------------	---------------

LAW ENFORCEMENT OFFICERS ASSAULTED

A total of 1,757 police officers were assaulted in Kentucky during 2010. The chart below shows the type of activity the officer was performing: type of weapon used in the assault, and type of officer assignment.

Of the 1,757 officers assaulted, 342 officers received personal injury. This number represents 19.4% of the total number of officers assaulted. 96.4% of the police assaults were cleared.

TYPE OF ACTIVITY	TYPE OF WEAPON					TYPE OF ASSIGNMENT						
	TOTAL ASSAULT BY WEAPON	FIRE-ARM	KNIFE OR OTHER CUTTING INSTRUMENT	OTHER DANGEROUS WEAPONS	HANDS, FISTS, FEET, ETC.	TWO-OFFICER VEHICLE	ONE-OFFICER VEHICLE		DETECTIVE OR SPECIAL ASSIGNMENT		OTHER	
							ALONE	ASSISTED	ALONE	ASSISTED	ALONE	ASSISTED
Responding to "Disturbance" calls (family quarrels, man with gun, etc.)	474	25	9	35	405	84	165	213	2	1	4	5
Burglaries in progress or pursuing burglary suspects	15	0	0	4	11	4	7	4	0	0	0	0
Robberies in progress or pursuing robbery suspects	16	3	0	3	10	9	3	3	0	0	1	0
Attempting other arrests	283	3	3	37	240	36	90	122	4	16	7	8
Civil disorder (riot, mass disobedience)	10	2	0	0	8	0	4	3	0	0	1	2
Handling, transporting, custody of prisoners	92	0	0	7	85	9	39	32	1	1	2	8
Investigating suspicious persons or circumstances	198	13	5	45	135	17	78	75	4	12	5	7
Ambush, no warning	14	1	1	3	9	5	5	4	0	0	0	0
Mentally deranged	24	5	2	7	10	0	11	7	0	5	0	1
Traffic pursuits and stops	364	0	3	286	75	12	222	112	7	8	2	1
All other	267	15	22	75	155	21	113	82	13	7	20	11
TOTAL	1,757	67	45	502	1,143	197	737	657	31	50	42	43

2010 Electronic Fingerprint Submissions by Facility

KRS 441.046 mandates that persons in adult or juvenile detention facilities to be fingerprinted. KAR 14:010 further defines the responsibility of the Kentucky State Police Automated Fingerprint Identification Section (AFIS) to maintain and store all fingerprint submissions.

Listed below is a list of all detention facilities in the state and the number of fingerprints submitted to the Kentucky State Police in 2010.

Adair County Jail	353
Adair Youth Development Center	348
Allen County Detention Center	634
Ballard County Jail	401
Barren County Correction Center	2,073
Bell County Jail	1,107
Big Sandy Reg. Detention Center	3,474
Boone County Jail	2,579
Bourbon County Detention Center	780
Boyd County Detention Center	1,875
Boyd Juvenile Detention Center	234
Boyle County Detention Center	1,592
Breathitt Juvenile Detention	363
Breckinridge County Jail	279
Bullitt County Jail	403
Butler County Jail	480
Caldwell County Detention Center	936
Calloway County Detention Center	785
Campbell County Detention Center	4,666
Campbell Regional Juvenile	480
Carroll County Detention Center	1,396
Carter County Jail	358
Casey County Detention Center	696
Christian County Jail	5,007
Clark County Detention Center	1,157
Clay County Detention Center	1,711
Clinton County Jail	527
Crittenden County Jail	397
Daviess County Detention Center	5,936
Eastern Kentucky Correctional Complex	2
Estill County Jail	193
Fayette County Detention Center	19,522
Fayette County Juvenile Detention	585
Floyd County Detention Center	1,144
Franklin County Detention Center	3,513
Fulton County Detention Center	346

Grant County Detention Center	1,145
Graves County Detention Center	210
Grayson County Jail	550
Greenup County Detention Center	377
Hardin County Detention Center	4,201
Harlan County Detention Center	781
Hart County Jail	731
Henderson County Detention Center	3,505
Hickman County Jail	217
Hopkins County Detention Center	3,339
Jackson County Jail	422
Jefferson County Detention Center	42,006
Jefferson County Youth Center	602
Jessamine County Detention Center	390
Kenton County Jail	8,973
Leslie County Jail	795
Kentucky Correctional Institute for Women	492
Kentucky State Penitentiary	84
Kentucky State Reformatory	374
Knox County Jail	104
LaRue County Detention Center	317
Laurel County Detention Center	2,986
Lee Adjustment Center	32
Lee County Jail	302
Letcher County Jail	703
Lewis County Jail	3
Lincoln County Jail	803
Lincoln Village Youth Development	820
Little Sandy Correctional Complex	104
Logan County Jail	1,119
Luther Luckett Correctional Complex	22
Madison County Detention Center	2,598
Marion County Detention Center	1,134
Marshall County Detention Center	951
Mason County Detention Center	1,312
McCracken County Regional Jail	3,944

McCracken Juvenile Detention Center	795
McCreary County Jail	708
Meade County Jail	507
Monroe County Correctional Center	341
Montgomery County Regional Jail	676
Muhlenberg County Jail	1,366
Nelson County Jail	1,563
Northpoint Training Center	85
Ohio County Jail	242
Oldham County Detention Center	711
Perry County Jail	752
Pike County Detention Center	405
Powell County Jail	411
Pulaski County Detention Center	1,311
Rhoderer Correctional Complex	5,130
Rockcastle County Detention Center	635

Rowan County Detention Center	1,607
Russell County Detention Center	3
Scott County Detention Center	583
Shelby County Detention Center	2,184
Simpson County Detention Center	924
Taylor County Jail	598
Todd County Jail	261
Green River Correctional Complex	79
Union County Jail	611
Warren County Detention Center	7,209
Warren County Regional Juvenile	462
Wayne County Jail	270
Webster County Detention Center	529
Western Kentucky Correctional Complex	68
Whitley County Jail	1,705
Woodford County Detention Center	947

Methamphetamine Lab Response for Kentucky
 *Numbers Provided by EPIC, ACS Container Program, Louisville Metro Police Department
 2001-present
 state & local response

