

CRIME IN KENTUCKY

COMMONWEALTH OF KENTUCKY
2005 CRIME REPORT

ERNIE FLETCHER
GOVERNOR

MARK MILLER
COMMISSIONER
KENTUCKY STATE POLICE



KENTUCKY STATE POLICE

Ernie Fletcher
Governor

919 Versailles Road
Frankfort, Kentucky 40601
www.kentucky.gov

Mark L. Miller
Commissioner

Crime in Kentucky recipient:

Enclosed is your copy of ***Crime in Kentucky – 2005***. This publication would not have been possible to produce without the continued cooperation of all Kentucky law enforcement agencies.

Questions concerning this annual Kentucky State Police publication should be directed to Ms. Melissa Pratt at (502) 226-2169. Questions concerning the statistics provided by your individual law enforcement agency should be directed to Ms. Dorothy Lockett, at (502) 227-8790. These statistics will also be available in the future on the Kentucky State Police website www.kentuckystatepolice.org.

Respectfully,

A handwritten signature in cursive script that reads "Capt. C. L. Cross".

Captain C. L. Cross
Commander, Criminal Identification
& Records Branch

Enclosure



COMMONWEALTH OF KENTUCKY
OFFICE OF THE GOVERNOR

ERNIE FLETCHER
GOVERNOR

700 CAPITOL AVENUE
SUITE 100
FRANKFORT, KY 40601
(502) 564-2611
FAX: (502) 564-2517

My Fellow Kentuckians:


Crime affects the lives of all Kentuckians. This 2005 **Crime in Kentucky** report presents a statewide overview of serious crimes that have occurred within our Commonwealth.

As concerned citizens, we strive to make our state a safer place in which to live. I hope that the information contained in this report will aid in your awareness of the reality of crime and the necessity for developing effective strategies to combat criminal acts.

It is extremely important for all citizens of Kentucky to become actively involved in crime prevention. As Governor, I urge you to continue to support our law enforcement officials in their daily fight against crime.



Sincerely,


Ernie Fletcher



AN EQUAL OPPORTUNITY EMPLOYER M/F/D



KENTUCKY STATE POLICE

Ernie Fletcher
Governor

919 Versailles Road
Frankfort, Kentucky 40601
www.kentucky.gov

Mark L. Miller
Commissioner

The Honorable Ernie Fletcher
Governor of Kentucky
The Capitol
Frankfort, Kentucky 40601

Dear Governor Fletcher:

In accordance with Chapter 17 of the Kentucky Revised Statutes, I am pleased to submit to you and the citizens of Kentucky the 36th annual **Crime in Kentucky Report**.

It must be noted that these crime statistics could not have been accurately compiled without the dedication and cooperation of all law enforcement agencies throughout the Commonwealth.

The Kentucky State Police pledges its continued support to improving the quality, accuracy and timeliness of Kentucky's Uniform Crime Reporting System.



Respectfully submitted,

A handwritten signature in black ink, appearing to read "M. L. Miller".

Mark L. Miller
Commissioner

DEDICATION

This 2005 Crime in Kentucky Report is dedicated to:

SERGEANT LARRY DALE COTTINGHAM

(Henderson County Sheriff's Office)

OFFICER PETER GRIGNON


(Louisville Metro Police Department)

and

DEPUTY SHERIFF ROGER DALE LYNCH

(Livingston County Sheriff's Department)

***WHO PAID THE SUPREME SACRIFICE OF THEIR LIVES
ON BEHALF OF THE CITIZENS
OF THE COMMONWEALTH OF KENTUCKY***



SERGEANT LARRY DALE COTTINGHAM

On January 1, 2005, Sergeant Larry Cottingham, 64, of the Henderson County Sheriff's Office, suffered a fatal heart attack after disarming a suicidal woman.

Sergeant Cottingham had responded to the scene, calmed and disarmed the woman, and then escorted her to the local emergency room.

Shortly after returning to the station, Sergeant Cottingham started to feel ill. He was immediately transported to the hospital. Doctors determined that he was too weak to undergo surgery. He remained in intensive care until passing away two days later.

Sergeant Cottingham was a US Army veteran of the Korean War, and served with the Henderson County Sheriff's Office for 25 years. Sergeant Cottingham is survived by his wife, three sons, two sisters, and two grandchildren.




OFFICER PETER GRIGNON

On March 23, 2005, at approximately 6:30 a.m., Louisville Metro Police Officer Peter Grignon, 27, responded to a complaint of a truck striking a house. Subsequent calls to police indicated the vehicle had been abandoned by two white males and was on fire.

Officer Grignon located two suspects and was at the rear of his police vehicle questioning them. As Grignon turned his head to examine the contents of the suspects' bag, Travis Ballard, 17, produced a handgun and shot officer Grignon in the neck. As the officer fell Ballard shot him three additional times in the face, side of the head, and back of the head.

Two officers responding to the scene observed Ballard holding a pistol. The officers demanded Ballard drop the weapon, at which time, he placed his weapon to the side of his head, and fatally shot himself. The second suspect immediately surrendered to police, and was subsequently charged with crimes unrelated to the murder of officer Grignon. Officer Grignon was transported to University Hospital where he died during surgery. The suspect was pronounced dead at the scene.

Officer Grignon had served with the Louisville Metro Police Department for two years. He is survived by his wife.



DEPUTY SHERIFF ROGER DALE LYNCH

On June 2, 2005, Livingston County Deputy Sheriff, Roger Dale Lynch, 51, responded to a 911 call of a domestic in progress. Upon entering the residence, Deputy Lynch was confronted by Joseph Calendar, who was armed with an SKS Semi-Auto Rifle, and a 9mm handgun. The offender shot four rounds from his rifle at Deputy Lynch. Two rounds struck Deputy Lynch in his gun belt and one round struck his hand. Deputy Lynch fired one round from his service weapon, striking Calendar in the chest. Joseph Calendar responded firing four additional rounds with one round striking Deputy Lynch in the head killing him. Mr. Calendar also died at the scene. Mr. Calendar's 18-year-old daughter who had reported the incident was wounded during the exchange of gunfire.

Deputy Lynch was a five-year veteran of the Livingston County Sheriff's and is survived by his wife and two children.


2005 KENTUCKY CRIME FACTS

- 115,323 serious crimes were committed in 2005.
- A serious crime was committed every 4 minutes, 33 seconds.
- Murder was committed every 45 hours, 52 minutes.
- Firearms were used in 70% of all murders.
- 74% of all murder victims were white; 64% were male.
- Rape was committed every 6 hours, 48 minutes.
- Robbery was committed every 2 hours, 18 minutes.
- 47.4% of violent crimes were solved.
- 1,090 police officers were assaulted.
- 18.1% of property crimes were solved.
- Property crimes outnumbered violent crimes by 9.5 to 1.
- 28,785 persons were arrested for DUI.
- 46,679 arrests were made for drug violations.
- A total of 285,506 arrests were made in 2005.

2005 TABLE OF CONTENTS

Message from the Governor	iii
Letter of Transmittal, Commissioner, Kentucky State Police	v
Dedication	vii
Kentucky Crime Facts	xv
Table of Contents	xvii
KENTUCKY'S UNIFORM CRIME REPORTING	1
KENTUCKY UNIFORM CRIME REPORTING SYSTEM.....	3
STATE OFFENSE DATA	4
OFFENSE DATA	4
CLEARANCE RATES	6
MURDER	7
RAPE	9
ROBBERY	10
AGGRAVATED ASSAULT	11
BURGLARY	12
LARCENY	13
VALUE OF PROPERTY STOLEN/RECOVERED.....	14
AUTO THEFT	15
ARSON	16
KENTUCKY OFFENSES BY COUNTY AND AGENCY	17
PROGRAMS OF INTEREST	33
DOMESTIC VIOLENCE.....	35
HATE/BIAS CRIME.....	37
DRIVING UNDER THE INFLUENCE... ..	39
DUI CONVICTIONS BY COUNTY.....	41

STATE ARREST DATA.....	45
STATE ARREST DATA.....	49
2005 TOTAL ARRESTS BY AGE-JUVENILE.....	50
2005 TOTAL ARRESTS BY AGE-ADULT.....	51
2005 TOTAL ARRESTS BY SEX.....	53
2005 TOTAL ARRESTS BY RACE.....	54
TOTAL ARRESTS BY COUNTY-ADULT AND JUVENILE.....	55
2005 DRUG ARRESTS:	
BY AREA DEVELOPMENT DISTRICT AND DRUG TYPE.....	95
BY COUNTY AND DRUG TYPE.....	96
2005 DUI ARRESTS BY AGE, SEX, AND RACE.....	99
LAW ENFORCEMENT EMPLOYEES:	
MUNICIPAL POLICE DEPARTMENTS.....	102
SHERIFFS' DEPARTMENTS.....	107
COUNTY POLICE DEPARTMENTS.....	109
DRUG TASK FORCES.....	110
OTHER LAW ENFORCEMENT AGENCIES.....	110
COLLEGES, SCHOOLS, AND UNIVERSITY DEPARTMENTS.....	111
STATE AGENCIES.....	111
LAW ENFORCEMENT OFFICERS ASSAULTED.....	112



**KENTUCKY'S
UNIFORM
CRIME
REPORTING
SYSTEM**

KENTUCKY'S UNIFORM CRIME REPORTING SYSTEM

Prior to July 1, 1987, Kentucky's Uniform Crime Reporting System was based on monthly summary counts of criminal offenses and arrests. This data submitted by state and local law enforcement agencies was adequate for broad analysis of general crime trends; however, it did not provide necessary tools for detailed studies required to meet the needs of criminal justice professionals, the law enforcement community and Kentucky Legislators. **After July 1, 1987**, law enforcement agencies were required to submit "Incident" information which differed from "Summary" in that it provided full detail crime specifics. This marked the beginning of Kentucky's Incident Based Reporting System, which required the submission of either the Uniform Offense Report (UOR1) or the uniform data elements as contained in the statewide database. The state has been certified for NIBRS reporting, which is already taking place in selected law enforcement agencies. As more agencies become technologically able to submit incident based information, our crime data will become more complete – thus greatly enhancing our query capabilities.

1998 through 2005

You should be aware that, in an effort to improve the quality of the Crime in Kentucky report, several adaptations were made in 1998 data reporting and have continued through 2005. These changes are in accordance with UCR guidelines, and will affect your ability to compare the numbers published in the 1998 through 2005 reports with previously published data. Definitions of Part I crimes are listed on each individual offense page; however, the following list is intended to help clarify the data classification process: 1) The offense of Murder does not contain suicides, negligent manslaughters, accidental deaths, assaults to murder, traffic fatalities and attempted murders. 2) Rape reflects the number of offenses for each female victim raped or upon whom an assault to rape or attempt to rape has been made. 3) Robbery is a crime committed in the presence of the victim who is directly confronted by the perpetrator and is threatened with force or put in fear that force will be used. 4) In the absence of force or threat of force (as in pocket-picking or purse-snatching), the offense is classified as larceny. 5) Aggravated Assaults include all assaults by one person upon another with the intent to kill, maim, or inflict severe bodily injury with the use of any dangerous weapon. If a dangerous weapon is used, it is not necessary that injury result from the assault. 6) The offense of Burglary includes all offenses known as burglary (any degree) plus attempts to commit burglary. 7) Motor Vehicle Theft also includes attempted theft of a motor vehicle. 8) The offense of Arson, in keeping with the passage of the Anti-Arson Act of 1982, includes only fires determined through investigation to have been willfully or maliciously set.

In a multiple-offense situation (committed by the same person or group of persons) the *Hierarchy Rule* is applied. This requires counting only the highest offense for statistical comparison purposes. This applies only to crime reporting and does not affect the number of charges for which the defendant may be prosecuted in the courts. An exception to the Hierarchy Rule is Arson, in which each offense (even in the case of multiple charges) is counted for statistical analysis.

STATE OFFENSE DATA

PART I CRIMES	OFFENSES REPORTED			
CLASSIFICATION	2004	2005	% CHANGE	% DIST.
MURDER	216	191	-11.6%	0.2%
RAPE	1,251	1,289	+3.0%	1.1%
ROBBERY	3,372	3,817	+13.2%	3.3%
AGGRAVATED ASSAULT	5,232	5,685	+8.7%	4.9%
BURGLARY	25,784	25,673	-0.4%	22.3%
LARCENY THEFT	68,478	69,123	+0.9%	59.9%
AUTO THEFT	8,669	8,635	-0.4%	7.5%
ARSON	633	919	+45.2%	0.8%
TOTAL	113,635	115,332	+1.5%	100.0%

The total number of Part I crimes reported by law enforcement agencies in Kentucky during 2004 and 2005 is shown in the chart above. These overall statistics reflect only offenses reported to or known by the police. **The total number of Part I crimes cannot be compared to years prior to 1998** due to the fact that Arson was not a category included in the chart of Part I offenses.

There were 1,697 more Part I offenses reported in 2005, a 1.5% increase from 2004. The categories that show an increase are Rape, Robbery, Aggravated Assault, Larceny Theft and Arson. The offenses of Murder, Burglary, and Auto Theft reflect decreases.

When making comparisons between years, the following should be taken into account: (1) Part I offenses are not inclusive of all offenses reported to the police; (2) Increases or decreases in the number of crimes reported can be attributed to a variety of factors, including methods of reporting and tabulating on the part of the law enforcement agencies; (3) Differing levels of citizen awareness and their responsibility to report crimes have a direct impact on the number of reports received by police.

The largest **percentage of increase** was in the Arson category, showing 286 greater reported offenses (+45.2%). The offense of Murder shows a decrease of 11.6 percent. In viewing and comparing this data, it should be noted that these crime statistics are being reported by the number of victims rather than the number of offenses against the same victim. In keeping with Uniform Crime Reporting guidelines, the Hierarchy Rule is applied in multiple-offense situations. An exception to this rule is Arson, in which each offense (even in the case of multiple charges) is counted for statistical analysis.

OFFENSE DATA COLLEGES AND UNIVERSITIES

JURISDICTION	MURDER	RAPE	ROBBERY	ASSAULT	BURGLARY	LARCENY	AUTO THEFT	ARSON	TOTAL
EASTERN KY UNIV	0	0	0	1	22	183	2	16	224
JEFF COMM COLLEGE	0	0	0	0	0	0	0	0	0
KY STATE UNIV	0	0	1	0	10	18	1	0	30
MOREHEAD UNIV	0	2	0	0	6	68	2	6	84
MURRAY ST UNIV	0	1	2	1	19	93	2	2	120
NORTHERN KY UNIV	0	1	0	1	5	172	0	1	180
UNIV OF KENTUCKY	0	8	6	7	36	638	7	7	709
UNIV OF LOUISVILLE	0	0	2	0	12	320	14	2	350
WESTERN KY UNIV	0	0	2	1	30	187	7	3	230
TOTAL	0	12	13	11	140	1,679	35	37	1,927

*The chart above shows Part I offenses which were reported by college and university campuses with security/police departments.

KENTUCKY “CRIME INDEX” = *2,765.76

The crime index, or rate, is used nationally and is derived from the following formula:

Population divided by 100,000 = X

Number of offenses divided by X = crime index.

Kentucky’s crime index for 2005 is based on the current estimated population of 4.17 million.

**A SERIOUS CRIME OCCURS IN
KENTUCKY EVERY
4 MINUTES
55 SECONDS**

Below, Part I offenses are shown for those jurisdictions over 10,000 in population.

JURISDICTION OVER 10,000 POPULATION

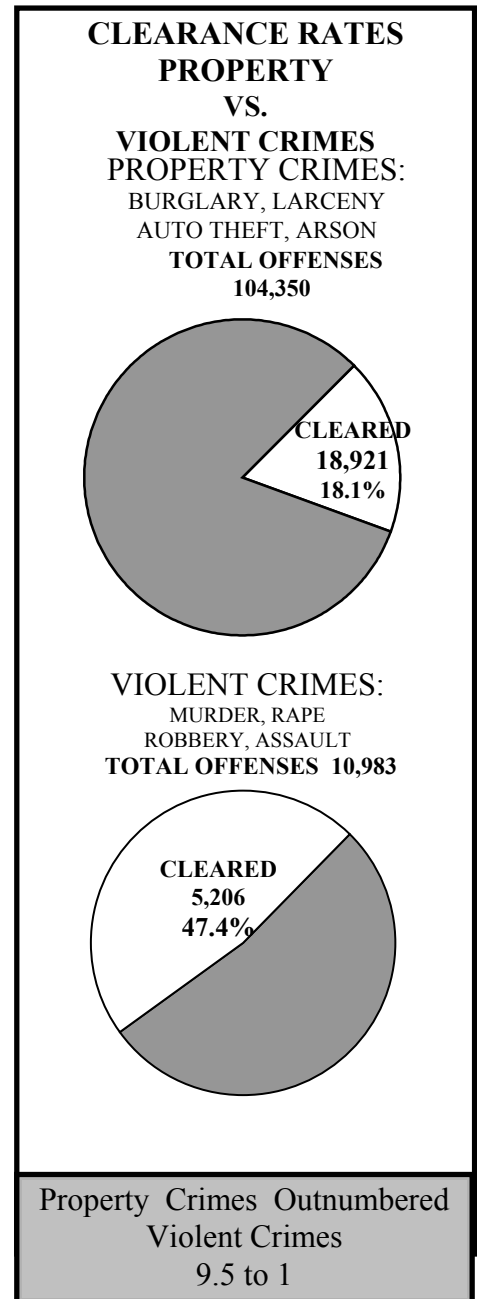
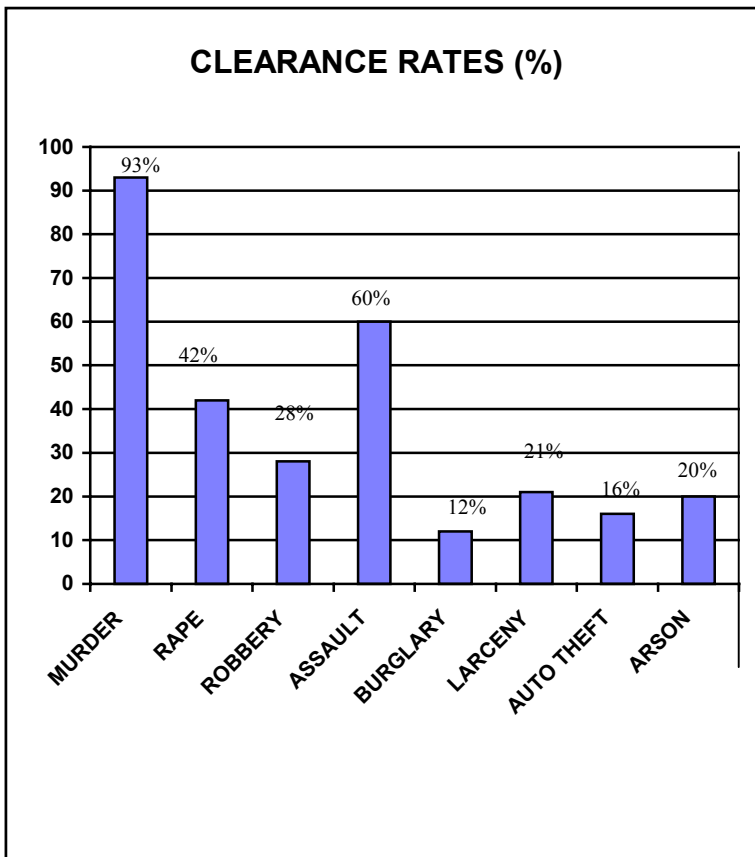
JURISDICTION	MURDER	RAPE	ROBBERY	ASSAULT	BURGLARY	LARCENY	AUTO THEFT	ARSON	TOTAL
ASHLAND	2	11	20	55	202	840	61	5	1,196
BOWLING GREEN	3	47	88	190	584	2,282	154	1	3,349
CAMPBELLSVILLE	0	5	13	14	91	304	19	3	449
COVINGTON	6	26	148	76	414	1,213	147	0	2,030
DANVILLE	0	5	17	24	105	355	18	5	529
ELIZABETHTOWN	0	14	23	39	182	848	58	5	1,169
ERLANGER	0	5	8	11	69	363	33	3	492
FLORENCE	1	6	32	52	148	1,175	90	5	1,509
FRANKFORT	0	14	25	42	259	847	94	12	1,293
FT THOMAS	0	8	2	2	29	153	19	0	213
GEORGETOWN	0	2	9	24	159	822	62	4	1,082
GLASGOW	0	4	7	11	97	183	20	1	323
HENDERSON	0	7	18	31	189	607	34	0	886
HOPKINSVILLE	1	26	52	67	409	1,253	70	8	1,886
INDEPENDENCE	0	4	3	9	55	163	20	0	254
JEFFERSONTOWN	0	4	28	18	111	422	70	1	654
LEXINGTON	16	147	575	739	2,172	7,391	745	22	11,807
LOUISVILLE	55	209	1,822	1,810	7,146	17,150	3,150	281	31,623
MADISONVILLE	1	3	8	32	99	464	33	0	640
MAYFIELD	0	4	7	15	55	96	15	1	193
MIDDLESBORO	1	3	7	10	76	433	30	0	560
MURRAY	0	8	10	21	134	458	25	1	657
NEWPORT	4	16	64	42	193	827	131	0	1,277
NICHOLASVILLE	0	8	28	35	206	705	81	9	1,072
OWENSBORO	4	16	50	78	438	1,564	70	3	2,223
PADUCAH	0	21	44	135	253	1,386	143	5	1,987
RADCLIFF	0	14	23	48	137	572	29	0	823
RICHMOND	0	8	22	76	203	862	59	7	1,237
SHIVELY	1	8	57	39	162	450	89	3	809
SOMERSET	0	4	18	25	117	515	33	4	716
ST MATTHEWS	1	1	29	49	113	604	36	0	833
WINCHESTER	0	7	15	21	160	661	45	2	911
TOTALS	96	665	3,272	3,840	14,767	45,968	5,683	391	74,682

CLEARANCE RATES

Clearance rates are the percentages of cases cleared (through arrest or exceptional means) when compared with the total number of offenses reported to or known by the police. As shown in the chart, clearance rates for property crimes are traditionally low. With the exception of robbery, clearance rates for violent crimes are high. High clearance rates for murder, rape, and aggravated assault are attributable to the fact that the perpetrator is known, recognizable, or in some way usually associated with the victim. Low clearance rates for property crimes can be attributed to the difficulty of the victim identifying the perpetrator.

The chart on the right depicts the relative clearance rates of property versus violent Part I crimes.

The chart below depicts relative clearance rates for each of the eight Part I crimes.



MURDER

DEFINITION

Murder is the unlawful killing of a human being with malice aforethought. Suicides, accidental deaths, negligent manslaughters, assaults to murder, traffic fatalities, and attempted murders are not included.

NUMBER REPORTED	CLEARANCES	RATE
191	178	93.2%

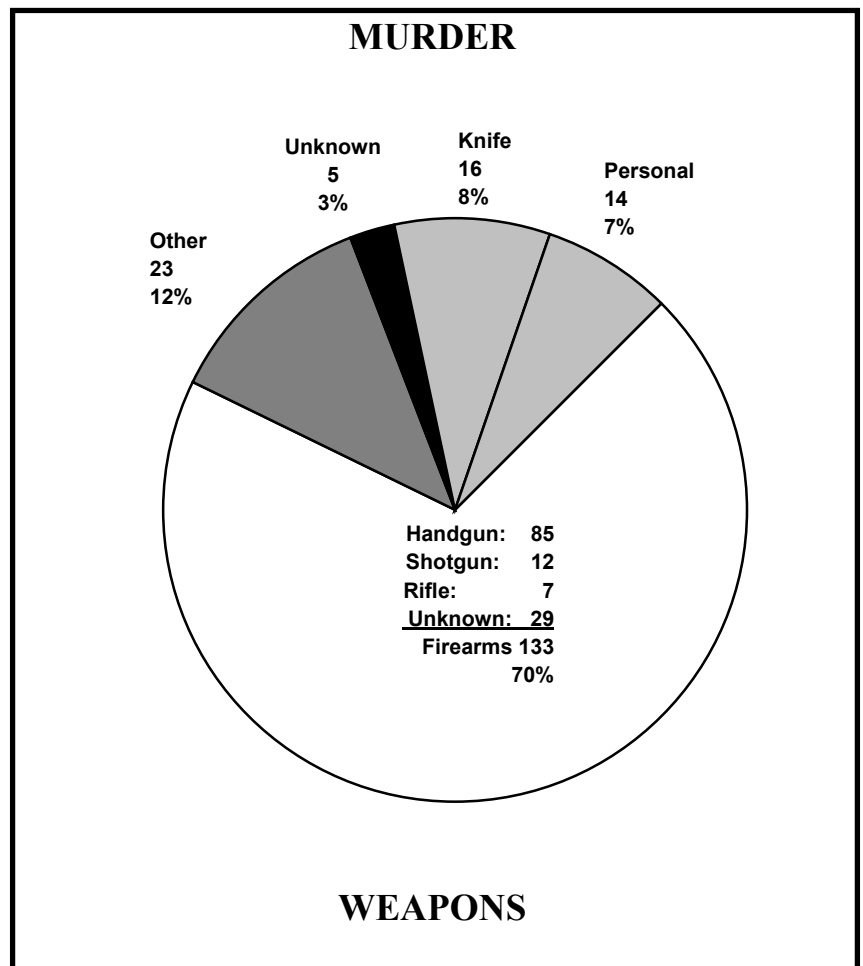
Murder is the most serious of all Part I crimes. The clearance rate is one of the highest of all Part I crimes, at **93.2%**. Although some murders are difficult to solve, the intensity of police investigations, together with solvability factors, account for the high clearance rate for murder.

MURDER WAS COMMITTED EVERY 45 HOURS, 52 MINUTES

MURDER CIRCUMSTANCES/WEAPONS

CIRCUMSTANCES	
ARGUMENT	51
FELONY INVOLVED	25
LOVER'S QUARREL	7
GANGLAND	0
OTHER	34
UNKNOWN	74
TOTAL	191

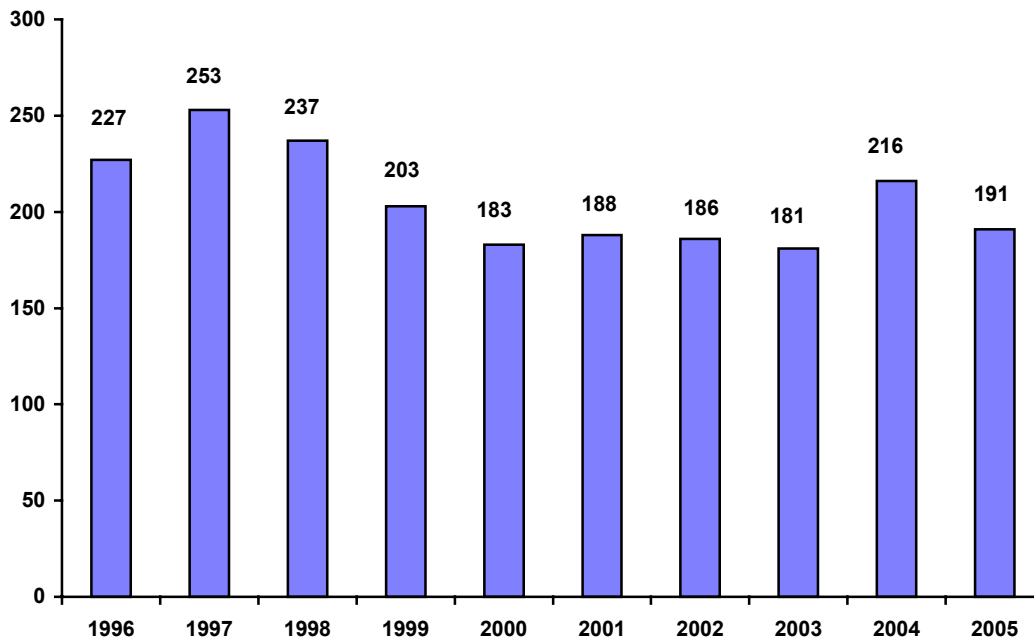
These charts depict murder weapons and circumstances as reported by police officers. The unknown category reflects instances where the weapons/circumstances were not known at the time the report was submitted, or were not specified on the report. Seventy percent of the victims were killed with a firearm.



MURDER

AGE	VICTIM							OFFENDER						
	SEX			RACE				SEX			RACE			
	M	F	U	W	B	O	U	M	F	U	W	B	O	U
UNDER 1	6	1	0	7	0	0	0	0	0	0	0	0	0	0
1-4	1	2	0	3	0	0	0	0	0	0	0	0	0	0
5-9	0	0	0	0	0	0	0	0	0	0	0	0	0	0
10-14	0	0	0	0	0	0	0	1	0	0	1	0	0	0
15-19	16	4	0	10	10	0	0	18	1	0	10	9	0	0
20-24	21	5	0	13	13	0	0	18	4	0	11	10	0	1
25-29	20	2	0	12	10	0	0	24	4	0	18	8	0	2
30-34	14	7	0	16	5	0	0	10	4	0	10	4	0	0
35-39	12	7	0	18	1	0	0	9	1	0	7	3	0	0
40-44	16	10	0	21	5	0	0	18	0	0	15	1	0	2
45-49	14	3	0	12	5	0	0	11	1	0	12	0	0	0
50-54	8	0	0	7	1	0	0	10	1	0	9	2	0	0
55-59	6	1	0	5	2	0	0	3	1	0	3	1	0	0
60-64	0	1	0	1	0	0	0	3	1	0	3	1	0	0
65-69	4	1	0	5	0	0	0	2	1	0	3	0	0	0
70-74	2	2	0	4	0	0	0	0	0	0	0	0	0	0
75+	1	1	0	2	0	0	0	0	0	0	0	0	0	0
UNK	0	2	1	1	1	0	1	5	2	54	2	4	0	55
TOTAL	141	49	1	137	53	0	1	132	21	54	104	43	0	60
%	74%	26%	0%	72%	28%	0%	0%	64%	10%	26%	50%	21%	0%	29%

M=MALE, F=FEMALE, U=UNKNOWN, W=WHITE, B=BLACK, O=OTHER, U=UNKNOWN



10 YEAR MURDER VICTIM TREND

RAPE

DEFINITION

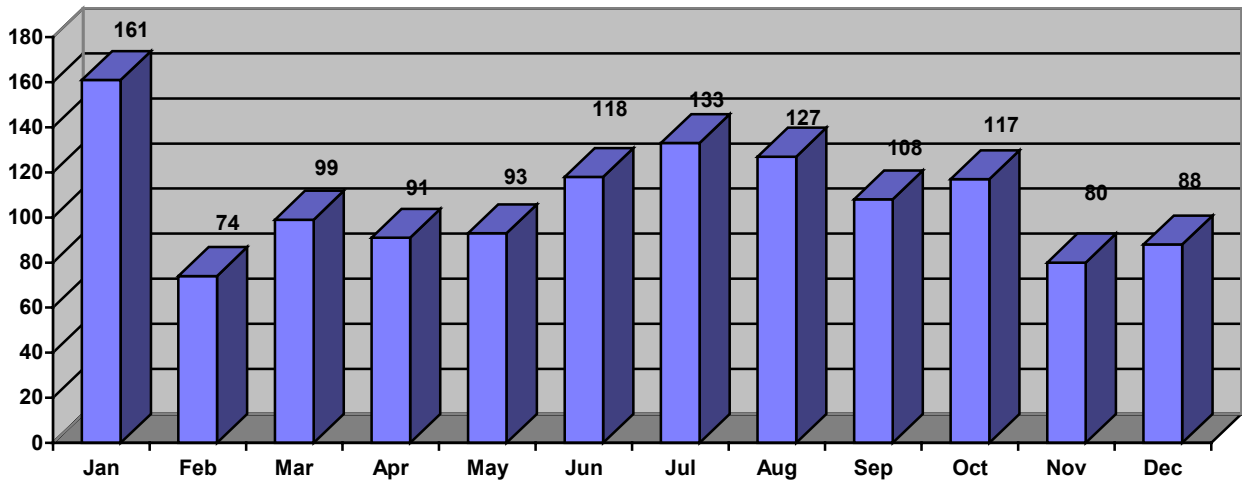
Rape is defined as the carnal knowledge of a person, forcibly or otherwise, against the person's will. Only forcible rapes are included, together with assaults for the purpose of rape and attempted forcible rapes. Excluded are rapes where the victim is under the age of consent and no force is used.

NUMBER REPORTED	CLEARANCES	RATE
1,289	546	42.4%

The 42.4% clearance rate for rape is high when compared with property crimes. One explanation for the number of rapes cleared is the fact that the victim and the offender are frequently acquainted or related.

**RAPE
WAS COMMITTED EVERY
6 HOURS, 48 MINUTES**

NUMBER OF RAPES BY MONTH



ROBBERY

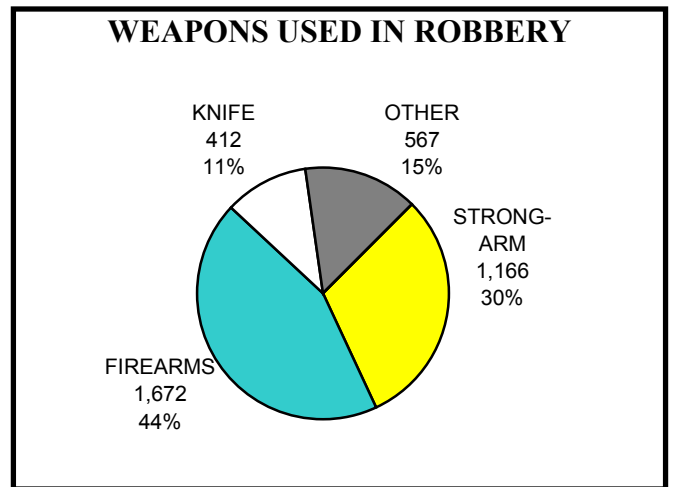
DEFINITION

Robbery is the felonious taking of the property of another by force, the threat of force, violence, and/or by putting the victim in fear. All attempted robberies are included. Robberies are reported in two general categories: armed (any weapon or threatening object is used) and strong-arm (to include muggings and similar offenses where no weapon is used but strong-arm tactics are employed).

NUMBER REPORTED	CLEARANCES	RATE
3,817	1,064	27.9%

Robbery is considered to be a serious crime because the element of fear and personal confrontation with a weapon or strong-arm tactic is always present. The **27.9%** clearance rate for robbery is higher than for other crimes motivated by the theft of property, but low in comparison to murder, and assault in which the element of personal confrontation is also present. This is attributed to the fact that the perpetrator usually conceals his personal identity from the victim.

Reported robberies increased by **13.2%** in Kentucky in 2005.



ROBBERY WAS COMMITTED EVERY 2 HOURS, 18 MINUTES

ROBBERY - PLACE OF OCCURRENCE

CLASSIFICATION	NUMBER OF OFFENSES	PERCENT OF DISTRIBUTION	TOTAL VALUE	AVERAGE VALUE
Highway	1,057	27.7%	\$859,990.09	\$813.61
Commercial House	319	8.4%	\$216,417.04	\$678.42
Gas-Service Station	104	2.7%	\$37,988.00	\$365.27
Chain Store	272	7.1%	\$113,410.85	\$416.95
Residence	511	13.4%	\$352,674.77	\$690.17
Bank	118	3.1%	\$302,602.72	\$2,564.43
Miscellaneous	1,436	37.6%	\$801,051.67	\$557.84
TOTAL	3,817	100.0%	\$2,684,135.14	\$703.21

Robbery classifications denote the type of robbery reported. Highway robberies occur on any roadway, whether it be a highway, county road, or city street. Commercial house robberies are those perpetrated in hotels, motels, restaurants, and like businesses. Chain store robberies include convenience type stores, groceries, and like businesses. Residences include homes and apartments and other dwellings.

AGGRAVATED ASSAULT

DEFINITION

Assault is the unlawful attack by one person upon another for purpose of inflicting severe or aggravated bodily injury. It is not necessary that injury result from an aggravated assault when a gun, knife, or other weapon is used which could, and probably would, result in serious personal injury. Therefore, all assault attempts where serious injury would have been likely to occur are included. Excluded from the Part I crime of aggravated assault are all assaults which do not include the use of a dangerous weapon and there was no serious or aggravated injury (assault 4th). These simple assaults are counted as Part II crimes.

NUMBER REPORTED	CLEARANCES	RATE
5,685	3,418	60.1%

The **60.1%** clearance rate is high because the victim is frequently related to or acquainted with the assailant.

**AGGRAVATED ASSAULT WAS COMMITTED
EVERY 1 HOUR, 32 MINUTES**

The category of aggravated assault includes the following offenses: attempts to murder, poisoning, assault with a dangerous or deadly weapon; maiming; assault with explosives; and all attempts to commit said offenses.

Weapons used in aggravated assault are shown in the chart below.

WEAPONS USED IN AGGRAVATED ASSAULT		
TYPE WEAPON	NUMBER	% OF TOTAL
PERSONAL WEAPONS	1,548	27.2%
OTHER WEAPONS	2,278	40.1%
FIREARMS	1,026	18.0%
KNIVES	833	14.7%
TOTAL	5,685	100.0%

BURGLARY

DEFINITION

Burglary is the unlawful entering or remaining in a building with the intent to commit a crime. This includes entries where force of any kind is used to gain entrance, entries where no force was used (an unlocked door or by concealment), and attempts to enter forcibly (even though entry was not gained).

NUMBER REPORTED	CLEARANCES	RATE
25,673	3,071	12.0%

Burglary decreased **0.4%** from 25,784 in 2004, to 25,673 in 2005.

BURGLARY WAS COMMITTED EVERY 20 MINUTES, 28 SECONDS.

THE COST OF BURGLARY

Burglary is a crime of opportunity and is most likely to occur when a home or business is not occupied. The burglaries have been separated into residential and non-residential categories. The totals listed below include both day and night occurrences, and the value of property losses reported.

CLASSIFICATION	NUMBER OF OFFENSES	PERCENT OF DISTRIBUTION	TOTAL VALUE	AVERAGE VALUE
RESIDENTIAL				
NIGHT	3,477	13.5%	\$4,102,505.53	\$1,181.26
DAY	4,794	18.7%	\$7,816,068.03	\$1,631.75
UNKNOWN	2,371	9.2%	\$4,597,122.66	\$1,940.53
	10,642	41.4%	\$16,515,696.22	\$1,553.40
NON-RESIDENTIAL				
NIGHT	7,051	27.5%	\$11,160,314.05	\$1,582.80
DAY	5,138	20.0%	\$8,937,661.85	\$1,739.52
UNKNOWN	2,842	11.1%	\$3,016,702.88	\$1,061.47
SUBTOTAL	15,031	58.6%	\$23,114,678.78	\$1,537.80
TOTAL	25,673	100.0%	\$39,630,375.00	\$1,544.26

LARCENY

DEFINITION

Larceny, or larceny-theft, is the unlawful taking of property or articles of value without the use of force, violence, or fraudulent conversion. Included are such offenses as pocket picking, purse snatching (where little or no force is used), shoplifting, thefts from autos, thefts of auto parts and accessories, bicycle thefts, and thefts from buildings when the perpetrator entered legally. Con games, forgeries and bad checks, embezzlement, and obtaining money under false pretenses are not included under the category of larceny.

NUMBER REPORTED	CLEARANCES	RATE
69,123	14,282	20.7%

Larceny is the most frequently committed Part I crime. Other than the stolen property itself, there are normally few clues on which to base an investigation. Consequently, the clearance rate for larceny is low at 20.7% in 2005.

**LARCENY WAS COMMITTED EVERY
7 MINUTES, 36 SECONDS.**

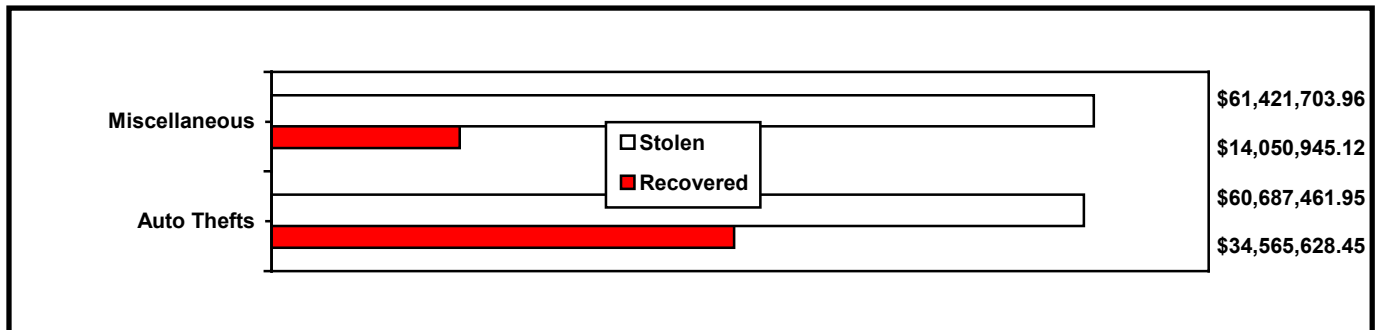
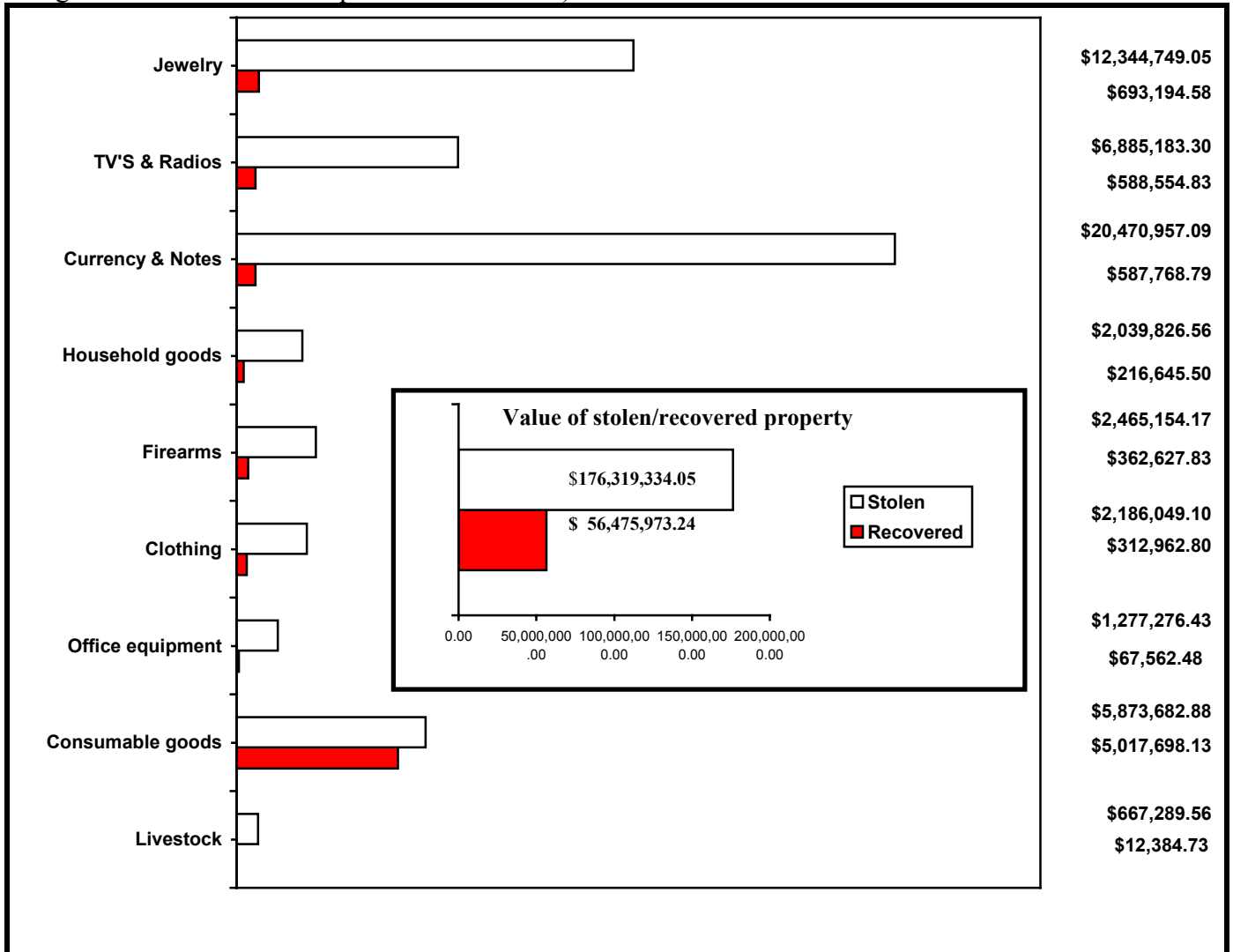
THE COST OF LARCENY

The table below shows the different types of larcenies reported in Kentucky during 2005 by classifications. The number of offenses in each classification as well as the value of the stolen property is shown below.

CLASSIFICATION	NUMBER OF OFFENSES	PERCENT OF DISTRIBUTION	TOTAL VALUE	AVERAGE VALUE
Pocket Picking	307	0.4%	\$114,683.10	\$373.56
Purse Snatching	741	1.1%	\$155,341.41	\$209.64
Shoplifting	10,954	15.8%	\$1,495,543.35	\$136.53
From Autos	17,440	25.2%	\$10,082,852.97	\$578.15
Auto Parts and Accessories	4,970	7.2%	\$651,572.16	\$131.10
Bicycles	1,278	1.9%	\$242,271.01	\$189.57
From Buildings	7,255	10.5%	\$7,379,184.85	\$1,017.12
From Coin Operated Machines	534	0.8%	\$111,682.38	\$209.14
Livestock	119	0.2%	\$193,270.00	\$1,624.12
Farm Equipment	292	0.4%	\$1,328,810.39	\$4,550.72
All Other	25,233	36.5%	\$36,228,437.22	\$1,435.76
TOTAL	69,123	100.0%	\$57,983,648.84	\$838.85

VALUE OF PROPERTY STOLEN/RECOVERED

The estimated value of property reported stolen and recovered in Kentucky during 2005 is illustrated by the graph below. (Graph only shows stolen and recovered value ratios for each category. Categories should not be compared to each other.)



AUTO THEFT

DEFINITION

Auto Theft includes all thefts and attempted thefts of motor vehicles.

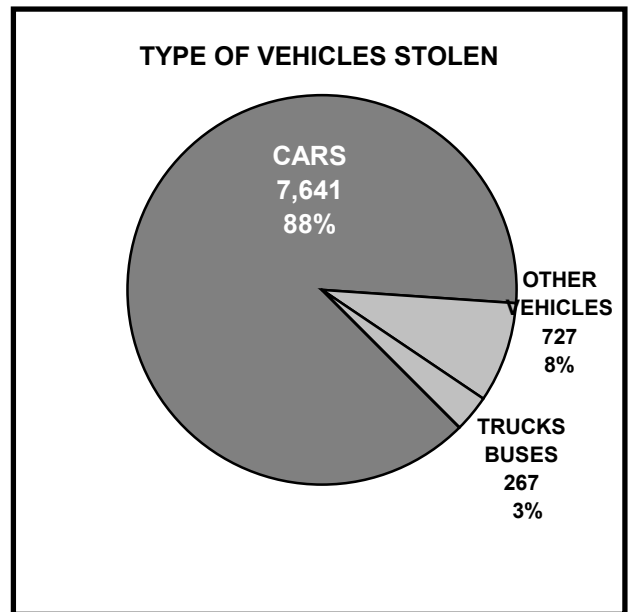
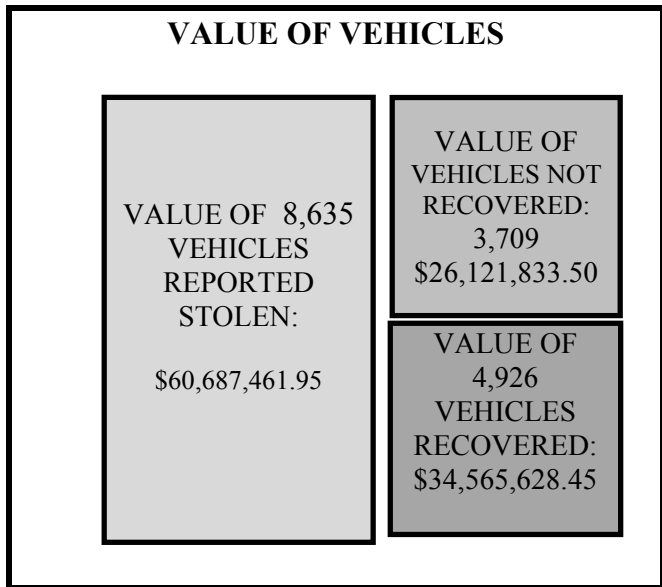
NUMBER REPORTED	CLEARANCES	RATE
8,635	1,384	16.0%

AUTO THEFT WAS COMMITTED EVERY 1 HOUR, 1 MINUTE

The value of stolen vehicles as well as recovered and non-recovered vehicles is shown in the chart below.

Of the **8,635** vehicles stolen, **57.0%** were recovered. These figures do not include vehicles stolen out of state and recovered in Kentucky.

A breakdown, by type of vehicles stolen, is shown in the chart below. Cars include automobiles, taxi cabs, and other passenger vehicles. Other vehicles stolen include mopeds, motorcycles, motor scooters, trailbikes, etc.



ARSON

DEFINITION

Arson includes any willful or malicious burning or attempt to burn (with or without intent to defraud) a residence, public building, motor vehicle or aircraft, personal property of another, etc. Only fires determined to have been willfully or maliciously set are classified as arson.

NUMBER REPORTED	CLEARANCES	RATE
919	184	20.0%

The chart below shows the number of arsons by property classification, total arsons cleared, and the estimated value of property damage or destruction.

**ARSON WAS COMMITTED EVERY
9 HOURS, 32 MINUTES**

PROPERTY CLASSIFICATION	NUMBER OF OFFENSES	ESTIMATED VALUE OF PROPERTY DAMAGED
Single Occupancy Residential (Houses, Townhouses, Duplexes, etc.)	297	\$7,209,098.00
Other Residential (Apartments, Flats, Hotels, Motels, Dorms, etc.)	100	\$1,577,580.00
Storage (Barns, Garages, Warehouses, etc.)	40	\$330,411.00
Industrial/Manufacturing	3	\$50,000,100.00
Other Commercial (Stores, Restaurants, Offices, etc.)	37	\$2,423,972.00
Community/Public (Churches, Jails, Schools, Colleges, Hospitals, etc.)	40	\$863,947.00
All Other Structures (Outbuildings, Monuments, Buildings under Construction, etc.)	39	\$178,345.00
TOTAL STRUCTURE	556	\$62,583,453.00
Motor Vehicles (Autos, Trucks, Buses, Motorcycles, etc.)	161	\$333,460.00
Other Mobile Property (Trailers, Recreational Vehicles, Airplanes, Boats, etc.)	10	\$16,211.00
TOTAL MOBILE	171	\$349,671.00
TOTAL OTHER (fences, crops, timber, etc.)	192	\$2,236,310.00
GRAND TOTAL	919	\$65,169,434.00

2005 KENTUCKY OFFENSES BY COUNTY AND AGENCY

COUNTY CONTRIBUTING AGENCY	MURDER	RAPE	ROBBERY	ASSAULT	BURGLARY	LARCENY	AUTO THEFT	ARSON	TOTAL
ADAIR	0	3	2	11	61	69	12	2	160
STATE POLICE	0	3	1	9	35	14	6	2	70
SHERIFF	0	0	0	0	0	0	0	0	0
COLUMBIA	0	0	1	2	26	55	6	0	90
ALL OTHER AGENCIES	0	0	0	0	0	0	0	0	0
ALLEN	3	5	0	6	49	72	10	3	148
STATE POLICE	3	0	0	1	2	8	0	2	16
SHERIFF	0	3	0	1	31	37	4	0	76
SCOTTSVILLE	0	2	0	4	16	27	6	1	56
ALL OTHER AGENCIES	0	0	0	0	0	0	0	0	0
ANDERSON	2	6	1	14	111	359	14	4	511
STATE POLICE	2	0	0	0	20	68	4	4	98
SHERIFF	0	6	1	4	33	54	1	0	99
LAWRENCEBURG	0	0	0	9	56	237	9	0	311
ANDERSON CO P.D.	0	0	0	1	2	0	0	0	3
ALL OTHER AGENCIES	0	0	0	0	0	0	0	0	0
BALLARD	2	1	1	4	36	49	8	0	101
STATE POLICE	0	1	0	3	0	2	0	0	6
SHERIFF	2	0	1	1	36	47	6	0	93
BARLOW	0	0	0	0	0	0	0	0	0
LACENTER	0	0	0	0	0	0	2	0	2
WICKLIFFE	0	0	0	0	0	0	0	0	0
ALL OTHER AGENCIES	0	0	0	0	0	0	0	0	0
BARREN	0	8	8	21	170	378	45	3	633
STATE POLICE	0	4	0	6	4	45	9	2	70
SHERIFF	0	0	0	0	36	121	11	0	168
GLASGOW	0	4	7	11	97	183	20	1	323
CAVE CITY	0	0	1	4	33	29	5	0	72
PARK CITY	0	0	0	0	0	0	0	0	0
ALL OTHER AGENCIES	0	0	0	0	0	0	0	0	0
BATH	2	4	4	6	49	66	14	1	146
STATE POLICE	2	4	3	5	34	24	7	1	80
SHERIFF	0	0	0	0	0	0	0	0	0
OWINGSVILLE	0	0	1	1	15	42	7	0	66
ALL OTHER AGENCIES	0	0	0	0	0	0	0	0	0
BELL	1	5	10	18	168	618	50	6	876
STATE POLICE	0	2	1	3	31	41	6	4	88
SHERIFF	0	0	2	5	46	68	13	2	136
MIDDLESBORO	1	3	7	10	76	433	30	0	560
PINEVILLE	0	0	0	0	15	76	1	0	92
ALL OTHER AGENCIES	0	0	0	0	0	0	0	0	0
BOONE	2	20	50	124	405	2,060	234	10	2,905
STATE POLICE	0	0	0	0	0	0	0	0	0
SHERIFF	1	14	18	72	256	801	93	5	1,260
FLORENCE	1	6	32	52	148	1,175	90	5	1,509
CIN - N KY AIRPORT	0	0	0	0	1	84	51	0	136
ALL OTHER AGENCIES	0	0	0	0	0	0	0	0	0

2005 KENTUCKY OFFENSES BY COUNTY AND AGENCY

COUNTY CONTRIBUTING AGENCY	MURDER	RAPE	ROBBERY	ASSAULT	BURGLARY	LARCENY	AUTO THEFT	ARSON	TOTAL
BOURBON	3	4	9	23	105	202	20	5	371
STATE POLICE	3	2	1	7	29	28	7	3	80
SHERIFF	0	0	0	1	8	5	0	0	14
PARIS	0	2	8	15	64	159	13	2	263
MILLERSBURG	0	0	0	0	4	10	0	0	14
ALL OTHER AGENCIES	0	0	0	0	0	0	0	0	0
BOYD	2	17	25	71	310	1,121	110	9	1,665
STATE POLICE	0	1	0	4	12	32	6	2	57
SHERIFF	0	4	4	8	65	132	36	0	249
ASHLAND	2	11	20	55	202	840	61	5	1,196
CATLETTSBURG	0	1	1	2	20	55	4	2	85
FIVCO DRUG TASK FORCE	0	0	0	0	0	4	0	0	4
BOYD CO PD	0	0	0	2	11	58	3	0	74
ALL OTHER AGENCIES	0	0	0	0	0	0	0	0	0
BOYLE	1	7	17	31	138	388	23	6	611
STATE POLICE	1	2	0	4	7	9	1	0	24
SHERIFF	0	0	0	3	26	23	4	1	57
DANVILLE	0	5	17	24	105	355	18	5	529
JUNCTION CITY	0	0	0	0	0	1	0	0	1
PERRYVILLE	0	0	0	0	0	0	0	0	0
ALL OTHER AGENCIES	0	0	0	0	0	0	0	0	0
BRACKEN	0	0	1	2	4	1	1	1	10
STATE POLICE	0	0	1	2	4	1	1	1	10
SHERIFF	0	0	0	0	0	0	0	0	0
AUGUSTA	0	0	0	0	0	0	0	0	0
BROOKSVILLE	0	0	0	0	0	0	0	0	0
ALL OTHER AGENCIES	0	0	0	0	0	0	0	0	0
BREATHITT	1	6	5	10	88	98	16	9	233
STATE POLICE	1	6	3	9	56	41	14	8	138
SHERIFF	0	0	0	0	0	0	0	0	0
JACKSON	0	0	2	1	32	57	2	1	95
ALL OTHER AGENCIES	0	0	0	0	0	0	0	0	0
BRECKINRIDGE	0	1	2	2	47	28	16	1	97
STATE POLICE	0	0	1	2	4	4	0	1	12
SHERIFF	0	1	0	0	38	13	7	0	59
HARDINSBURG	0	0	1	0	2	5	6	0	14
CLOVERPORT	0	0	0	0	1	1	0	0	2
IRVINGTON	0	0	0	0	2	5	3	0	10
ALL OTHER AGENCIES	0	0	0	0	0	0	0	0	0
BULLITT	0	11	21	33	319	813	111	1	1,309
STATE POLICE	0	0	2	5	1	5	2	0	15
SHERIFF	0	5	6	6	156	274	58	0	505
SHEPHERDSVILLE	0	5	4	8	79	310	25	0	431
LEBANON JUNCTION	0	0	0	1	3	18	4	0	26
MT WASHINGTON	0	1	3	6	43	101	11	1	166
HILLVIEW	0	0	4	7	28	91	11	0	141
PIONEER VILLAGE	0	0	2	0	9	14	0	0	25
ALL OTHER AGENCIES	0	0	0	0	0	0	0	0	0

2005 KENTUCKY OFFENSES BY COUNTY AND AGENCY

COUNTY CONTRIBUTING AGENCY	MURDER	RAPE	ROBBERY	ASSAULT	BURGLARY	LARCENY	AUTO THEFT	ARSON	TOTAL
BUTLER	1	3	0	6	9	12	5	3	39
STATE POLICE	1	3	0	5	3	7	2	3	24
SHERIFF	0	0	0	1	6	5	3	0	15
MORGANTOWN	0	0	0	0	0	0	0	0	0
ALL OTHER AGENCIES	0	0	0	0	0	0	0	0	0
CALDWELL	1	6	5	27	70	166	13	5	293
STATE POLICE	1	3	2	4	4	3	0	3	20
SHERIFF	0	0	0	6	16	23	3	1	49
PRINCETON	0	3	3	17	50	140	10	1	224
ALL OTHER AGENCIES	0	0	0	0	0	0	0	0	0
CALLOWAY	0	17	15	30	290	726	45	6	1,129
STATE POLICE	0	4	0	1	8	7	0	1	21
SHERIFF	0	4	3	7	129	168	18	2	331
MURRAY	0	8	10	21	134	458	25	1	657
MURRAY STATE UNIV	0	1	2	1	19	93	2	2	120
ALL OTHER AGENCIES	0	0	0	0	0	0	0	0	0
CAMPBELL	6	58	76	77	407	1,770	232	5	2,631
STATE POLICE	0	0	0	0	0	0	0	1	1
SHERIFF	0	0	0	0	0	0	0	0	0
BELLEVUE	0	0	0	0	0	1	0	0	1
CAMPBELL CO PD	2	25	1	9	77	175	27	3	319
DAYTON	0	3	3	5	27	67	20	0	125
FT THOMAS	0	8	2	2	29	153	19	0	213
HIGHLAND HEIGHTS	0	2	0	1	13	35	6	0	57
NEWPORT	4	16	64	42	193	827	131	0	1,277
ALEXANDRIA	0	3	1	13	35	174	17	0	243
COLD SPRINGS	0	0	4	0	8	112	3	0	127
SILVER GROVE	0	0	1	0	1	9	0	0	11
WILDER	0	0	0	0	2	17	2	0	21
NORTHERN KY UNIV	0	1	0	1	5	172	0	1	180
SOUTHGATE	0	0	0	4	17	28	7	0	56
ALL OTHER AGENCIES	0	0	0	0	0	0	0	0	0
CARLISLE	0	1	0	1	16	10	1	1	30
STATE POLICE	0	1	0	1	4	6	1	1	14
SHERIFF	0	0	0	0	12	4	0	0	16
BARDWELL	0	0	0	0	0	0	0	0	0
ALL OTHER AGENCIES	0	0	0	0	0	0	0	0	0
CARROLL	0	6	3	41	19	103	7	1	180
STATE POLICE	0	3	0	6	6	24	3	1	43
SHERIFF	0	0	0	0	0	0	0	0	0
CARROLLTON	0	3	3	35	13	79	4	0	137
ALL OTHER AGENCIES	0	0	0	0	0	0	0	0	0
CARTER	0	9	2	8	88	106	27	19	259
STATE POLICE	0	6	1	3	36	33	15	12	106
SHERIFF	0	1	1	2	11	8	2	0	25
GRAYSON	0	2	0	2	39	62	4	7	116
OLIVE HILL	0	0	0	1	2	3	6	0	12
ALL OTHER AGENCIES	0	0	0	0	0	0	0	0	0

2005 KENTUCKY OFFENSES BY COUNTY AND AGENCY

COUNTY CONTRIBUTING AGENCY	MURDER	RAPE	ROBBERY	ASSAULT	BURGLARY	LARCENY	AUTO THEFT	ARSON	TOTAL
CASEY	0	4	1	5	35	31	6	2	84
STATE POLICE	0	4	1	5	14	10	1	2	37
SHERIFF	0	0	0	0	18	15	3	0	36
LIBERTY	0	0	0	0	3	6	2	0	11
ALL OTHER AGENCIES	0	0	0	0	0	0	0	0	0
CHRISTIAN	4	34	71	109	656	1,595	111	17	2,597
STATE POLICE	2	1	3	7	42	37	7	0	99
SHERIFF	1	2	7	4	108	133	12	3	270
CHRISTIAN COUNTY P. D.	0	0	0	14	1	10	0	0	25
HOPKINSVILLE	1	26	52	67	409	1,253	70	8	1,886
CROFTON	0	0	0	0	3	9	0	0	12
PEMBROKE	0	0	0	0	0	0	0	0	0
PENNYRILE NARC TF	0	0	0	0	0	1	0	0	1
OAK GROVE	0	5	9	17	93	152	22	6	304
ALL OTHER AGENCIES	0	0	0	0	0	0	0	0	0
CLARK	0	11	16	35	239	813	58	4	1,176
STATE POLICE	0	0	0	1	2	2	0	0	5
SHERIFF	0	4	1	12	77	147	13	2	256
WINCHESTER	0	7	15	21	160	661	45	2	911
CLARK CO. SCHOOL ENFC.	0	0	0	1	0	3	0	0	4
ALL OTHER AGENCIES	0	0	0	0	0	0	0	0	0
CLAY	3	10	6	18	78	109	41	4	269
STATE POLICE	3	10	3	8	36	23	14	2	99
SHERIFF	0	0	1	6	37	56	23	1	124
MANCHESTER	0	0	2	3	5	30	4	1	45
CLAY CO SCHOOLS PD	0	0	0	1	0	0	0	0	1
ALL OTHER AGENCIES	0	0	0	0	0	0	0	0	0
CLINTON	1	5	1	5	10	10	2	0	34
STATE POLICE	1	5	0	4	2	3	1	0	16
SHERIFF	0	0	0	0	3	0	0	0	3
ALBANY	0	0	1	1	5	7	1	0	15
ALL OTHER AGENCIES	0	0	0	0	0	0	0	0	0
CRITTENDEN	0	1	0	7	47	87	11	3	156
STATE POLICE	0	1	0	2	9	4	3	3	22
SHERIFF	0	0	0	1	28	48	5	0	82
MARION	0	0	0	4	10	35	3	0	52
ALL OTHER AGENCIES	0	0	0	0	0	0	0	0	0
CUMBERLAND	0	1	0	2	3	5	1	0	12
STATE POLICE	0	1	0	2	2	4	0	0	9
SHERIFF	0	0	0	0	0	1	0	0	1
BURKESVILLE	0	0	0	0	1	0	1	0	2
ALL OTHER AGENCIES	0	0	0	0	0	0	0	0	0
DAVISS	5	26	57	111	639	1,925	88	8	2,859
STATE POLICE	0	6	1	2	58	66	7	0	140
SHERIFF	1	4	6	31	143	295	11	5	496
OWENSBORO	4	16	50	78	438	1,564	70	3	2,223
ALL OTHER AGENCIES	0	0	0	0	0	0	0	0	0
EDMONSON	1	6	0	7	41	52	5	2	114
STATE POLICE	1	6	0	1	17	8	1	2	36
SHERIFF	0	0	0	4	21	23	2	0	50
BROWNSVILLE	0	0	0	2	3	21	2	0	28
ALL OTHER AGENCIES	0	0	0	0	0	0	0	0	0

2005 KENTUCKY OFFENSES BY COUNTY AND AGENCY

COUNTY CONTRIBUTING AGENCY	MURDER	RAPE	ROBBERY	ASSAULT	BURGLARY	LARCENY	AUTO THEFT	ARSON	TOTAL
ELLIOTT	0	0	0	2	13	9	4	1	29
STATE POLICE	0	0	0	2	13	9	4	1	29
SHERIFF	0	0	0	0	0	0	0	0	0
ELLIOTT COUNTY P. D.	0	0	0	0	0	0	0	0	0
ALL OTHER AGENCIES	0	0	0	0	0	0	0	0	0
ESTILL	1	7	2	6	73	113	15	2	219
STATE POLICE	1	6	1	4	29	16	4	2	63
SHERIFF	0	0	1	2	23	22	7	0	55
IRVINE	0	1	0	0	19	67	3	0	90
RAVENNA	0	0	0	0	2	8	1	0	11
ALL OTHER AGENCIES	0	0	0	0	0	0	0	0	0
FAYETTE	16	157	581	748	2,211	8,061	755	29	12,558
STATE POLICE	0	2	0	2	1	3	3	0	11
SHERIFF	0	0	0	0	0	0	0	0	0
LEXINGTON	16	147	575	739	2,172	7,391	745	22	11,807
UK PD	0	8	6	7	36	638	7	7	709
FAYETTE CO SCHOOLS	0	0	0	0	0	0	0	0	0
BLUEGRASS AIRPORT	0	0	0	0	0	1	0	0	1
KY HORSE PARK	0	0	0	0	2	28	0	0	30
ALL OTHER AGENCIES	0	0	0	0	0	0	0	0	0
FLEMING	2	4	3	4	23	60	4	2	102
STATE POLICE	2	3	2	1	15	22	2	2	49
SHERIFF	0	0	0	2	4	20	1	0	27
FLEMINGSBURG	0	1	1	1	4	18	1	0	26
ALL OTHER AGENCIES	0	0	0	0	0	0	0	0	0
FLOYD	0	16	8	35	200	258	52	15	584
STATE POLICE	0	13	7	28	154	107	30	14	353
SHERIFF	0	1	0	6	34	93	15	1	150
ALLEN	0	0	0	0	0	0	0	0	0
MARTIN	0	0	0	0	0	0	0	0	0
PRESTONSBURG	0	2	1	1	12	56	7	0	79
WAYLAND	0	0	0	0	0	2	0	0	2
WHEELWRIGHT	0	0	0	0	0	0	0	0	0
ALL OTHER AGENCIES	0	0	0	0	0	0	0	0	0
FRANKLIN	0	19	34	61	361	1,052	125	19	1,671
STATE POLICE	0	3	4	4	36	75	8	6	136
SHERIFF	0	2	4	8	53	86	20	0	173
ALCOHOL BEVERAGE CONTROL	0	0	0	0	0	0	0	0	0
FISH & WILDLIFE	0	0	0	0	0	0	0	0	0
PARK SECURITY	0	0	0	0	3	22	1	1	27
FRANKFORT	0	14	25	42	259	847	94	12	1,293
KY STATE UNIVERSITY	0	0	1	0	10	18	1	0	30
MOTOR VEHICLE ENFC.	0	0	0	7	0	4	1	0	12
KY. INSURANCE FRAUD	0	0	0	0	0	0	0	0	0
ALL OTHER AGENCIES	0	0	0	0	0	0	0	0	0
FULTON	0	3	2	7	49	201	14	8	284
STATE POLICE	0	0	0	0	3	1	0	5	9
SHERIFF	0	1	1	0	9	21	3	1	36
FULTON	0	1	1	7	28	152	7	2	198
HICKMAN	0	1	0	0	9	27	4	0	41
ALL OTHER AGENCIES	0	0	0	0	0	0	0	0	0

2005 KENTUCKY OFFENSES BY COUNTY AND AGENCY

COUNTY CONTRIBUTING AGENCY	MURDER	RAPE	ROBBERY	ASSAULT	BURGLARY	LARCENY	AUTO THEFT	ARSON	TOTAL
GALLATIN	0	2	0	7	21	31	6	3	70
STATE POLICE	0	2	0	2	6	5	2	3	20
SHERIFF	0	0	0	1	4	11	1	0	17
GALLATIN COUNTY P. D.	0	0	0	0	0	0	0	0	0
GLENCOE	0	0	0	1	4	2	0	0	7
SPARTA	0	0	0	0	0	0	0	0	0
WARSAW	0	0	0	3	7	13	3	0	26
ALL OTHER AGENCIES	0	0	0	0	0	0	0	0	0
GARRARD	0	4	4	7	74	151	21	1	262
STATE POLICE	0	3	3	2	23	14	2	0	47
SHERIFF	0	0	0	0	11	65	10	0	86
LANCASTER	0	1	1	5	40	72	9	1	129
ALL OTHER AGENCIES	0	0	0	0	0	0	0	0	0
GRANT	1	14	3	12	95	148	35	3	311
STATE POLICE	0	11	2	5	44	59	18	3	142
SHERIFF	1	3	1	0	29	54	13	0	101
WILLIAMSTOWN	0	0	0	7	22	35	4	0	68
ALL OTHER AGENCIES	0	0	0	0	0	0	0	0	0
GRAVES	0	10	7	35	179	251	45	3	530
STATE POLICE	0	1	0	11	39	55	18	1	125
SHERIFF	0	5	0	9	85	97	12	1	209
MAYFIELD	0	4	7	15	55	96	15	1	193
WINGO	0	0	0	0	0	3	0	0	3
ALL OTHER AGENCIES	0	0	0	0	0	0	0	0	0
GRAYSON	0	10	0	23	147	186	29	2	397
STATE POLICE	0	4	0	16	13	11	5	0	49
SHERIFF	0	4	0	7	67	51	15	1	145
CANEYVILLE	0	0	0	0	0	0	0	0	0
CLARKSON	0	0	0	0	0	1	0	0	1
LEITCHFIELD	0	2	0	0	67	123	9	1	202
ALL OTHER AGENCIES	0	0	0	0	0	0	0	0	0
GREEN	0	2	1	3	8	3	0	2	19
STATE POLICE	0	2	1	3	8	3	0	2	19
SHERIFF	0	0	0	0	0	0	0	0	0
GREENSBURG	0	0	0	0	0	0	0	0	0
ALL OTHER AGENCIES	0	0	0	0	0	0	0	0	0
GREENUP	1	6	9	16	73	154	30	6	295
STATE POLICE	1	4	2	8	45	24	17	5	106
SHERIFF	0	0	1	0	9	12	5	0	27
BELLEFONTE	0	0	0	0	0	0	0	0	0
FLATWOODS	0	2	0	6	11	19	3	0	41
GREENUP	0	0	0	0	0	0	0	0	0
RACELAND	0	0	0	1	5	26	1	0	33
SOUTH SHORE	0	0	0	0	1	2	0	0	3
RUSSELL	0	0	6	1	2	71	4	1	85
WORTHINGTON	0	0	0	0	0	0	0	0	0
WURLAND	0	0	0	0	0	0	0	0	0
ALL OTHER AGENCIES	0	0	0	0	0	0	0	0	0

2005 KENTUCKY OFFENSES BY COUNTY AND AGENCY

COUNTY CONTRIBUTING AGENCY	MURDER	RAPE	ROBBERY	ASSAULT	BURGLARY	LARCENY	AUTO THEFT	ARSON	TOTAL
HANCOCK	0	2	0	0	12	23	3	0	40
STATE POLICE	0	2	0	0	3	3	2	0	10
SHERIFF	0	0	0	0	6	11	1	0	18
HAWESVILLE	0	0	0	0	0	0	0	0	0
LEWISPORT	0	0	0	0	3	9	0	0	12
ALL OTHER AGENCIES	0	0	0	0	0	0	0	0	0
HARDIN	0	34	50	111	455	1,658	130	13	2,451
STATE POLICE	0	6	2	17	88	129	33	0	275
SHERIFF	0	0	1	3	33	53	6	5	101
ELIZABETHTOWN	0	14	23	39	182	848	58	5	1,169
RADCLIFF	0	14	23	48	137	572	29	0	823
VINE GROVE	0	0	0	2	14	51	2	3	72
WEST POINT	0	0	0	1	1	4	2	0	8
GTR HARDIN TASK FORCE	0	0	1	1	0	1	0	0	3
ALL OTHER AGENCIES	0	0	0	0	0	0	0	0	0
HARLAN	1	13	11	51	225	409	48	28	786
STATE POLICE	1	10	2	21	152	179	30	17	412
SHERIFF	0	0	1	16	23	42	9	8	99
BENHAM	0	0	0	0	1	1	0	0	2
CUMBERLAND	0	1	0	2	11	11	0	0	25
EVARTS	0	0	1	1	1	4	1	0	8
HARLAN	0	1	7	7	21	163	7	3	209
WALLINS	0	0	0	2	1	6	1	0	10
LYNCH	0	1	0	2	15	3	0	0	21
ALL OTHER AGENCIES	0	0	0	0	0	0	0	0	0
HARRISON	0	5	5	14	84	261	26	0	395
STATE POLICE	0	1	2	2	10	8	3	0	26
SHERIFF	0	0	0	0	13	18	1	0	32
CYNTHIANA	0	4	3	12	61	235	22	0	337
ALL OTHER AGENCIES	0	0	0	0	0	0	0	0	0
HART	1	7	4	13	64	94	18	4	205
STATE POLICE	1	7	2	5	36	37	8	4	100
SHERIFF	0	0	0	0	14	30	6	0	50
HORSE CAVE	0	0	1	3	8	16	1	0	29
MUNFORDVILLE	0	0	1	5	6	11	3	0	26
ALL OTHER AGENCIES	0	0	0	0	0	0	0	0	0
HENDERSON	0	15	18	33	238	661	45	3	1,013
STATE POLICE	0	5	0	2	9	18	1	3	38
SHERIFF	0	3	0	0	40	36	10	0	89
HENDERSON	0	7	18	31	189	607	34	0	886
ALL OTHER AGENCIES	0	0	0	0	0	0	0	0	0
HENRY	0	10	3	6	34	42	13	3	111
STATE POLICE	0	4	0	4	24	25	10	3	70
SHERIFF	0	0	0	0	2	0	0	0	2
CAMPBELLSBURG	0	0	0	0	0	0	0	0	0
EMINENCE	0	6	3	2	8	15	2	0	36
NEW CASTLE	0	0	0	0	0	2	1	0	3
PLEASUREVILLE	0	0	0	0	0	0	0	0	0
ALL OTHER AGENCIES	0	0	0	0	0	0	0	0	0

2005 KENTUCKY OFFENSES BY COUNTY AND AGENCY

COUNTY CONTRIBUTING AGENCY	MURDER	RAPE	ROBBERY	ASSAULT	BURGLARY	LARCENY	AUTO THEFT	ARSON	TOTAL
HICKMAN	1	2	1	1	20	7	3	0	35
STATE POLICE	0	1	1	1	3	1	2	0	9
SHERIFF	0	0	0	0	0	0	0	0	0
CLINTON	1	1	0	0	17	6	1	0	26
ALL OTHER AGENCIES	0	0	0	0	0	0	0	0	0
HOPKINS	3	7	11	52	222	686	63	9	1,053
STATE POLICE	2	3	2	6	20	44	6	3	86
SHERIFF	0	0	1	10	68	131	23	2	235
DAWSON SPRINGS	0	1	0	2	18	14	1	3	39
EARLINGTON	0	0	0	2	11	28	0	1	42
MADISONVILLE	1	3	8	32	99	464	33	0	640
MORTONS GAP	0	0	0	0	2	0	0	0	2
NORTONVILLE	0	0	0	0	4	5	0	0	9
ALL OTHER AGENCIES	0	0	0	0	0	0	0	0	0
JACKSON	1	5	0	11	27	24	3	4	75
STATE POLICE	1	5	0	11	23	16	1	4	61
SHERIFF	0	0	0	0	4	8	2	0	14
MCKEE	0	0	0	0	0	0	0	0	0
ALL OTHER AGENCIES	0	0	0	0	0	0	0	0	0
JEFFERSON	57	223	1,961	1,999	7,701	19,488	3,444	293	35,166
STATE POLICE	0	1	1	0	1	14	5	0	22
SHERIFF	0	0	2	0	1	6	13	0	22
LOUISVILLE METRO	55	209	1,822	1,810	7,146	17,150	3,150	281	31,623
ST MATTHEWS	1	1	29	49	113	604	36	0	833
SHIVELY	1	8	57	39	162	450	89	3	809
ANCHORAGE	0	0	0	0	8	40	2	0	50
JEFFERSONTOWN	0	4	28	18	111	422	70	1	654
WEST BUECHEL	0	0	11	1	13	211	17	0	253
U OF L SECURITY	0	0	2	0	12	320	14	2	350
FAIRGROUND SECURITY	0	0	0	0	0	77	4	0	81
INDIAN HILLS	0	0	1	1	6	18	0	0	26
AUDUBON PARK	0	0	2	1	16	19	2	0	40
LYNNVIEW	0	0	0	0	1	4	0	0	5
MINOR LANE HEIGHTS	0	0	0	1	13	7	4	0	25
PIONEER VILLAGE	0	0	1	0	1	3	1	0	6
PROSPECT	0	0	0	0	0	1	0	0	1
JEFFERSON COMM COLL	0	0	0	0	0	0	0	0	0
JEFF CO BD OF ED	0	0	5	79	94	100	1	6	285
REGIONAL AIRPORT AUTH.	0	0	0	0	0	9	33	0	42
GRAYMOOR/DEVONDALE	0	0	0	0	3	33	3	0	39
FOREST HILLS	0	0	0	0	0	0	0	0	0
ALL OTHER AGENCIES	0	0	0	0	0	0	0	0	0
JESSAMINE	0	10	32	57	461	1,084	120	11	1,775
STATE POLICE	0	1	2	11	132	211	20	1	378
SHERIFF	0	0	2	9	122	168	19	1	321
NICHOLASVILLE	0	8	28	35	206	705	81	9	1,072
WILMORE	0	1	0	2	1	0	0	0	4
ALL OTHER AGENCIES	0	0	0	0	0	0	0	0	0

2005 KENTUCKY OFFENSES BY COUNTY AND AGENCY

COUNTY CONTRIBUTING AGENCY	MURDER	RAPE	ROBBERY	ASSAULT	BURGLARY	LARCENY	AUTO THEFT	ARSON	TOTAL
JOHNSON	0	2	4	12	34	175	36	7	270
STATE POLICE	0	2	0	7	12	23	5	7	56
SHERIFF	0	0	2	3	13	22	21	0	61
PAINTSVILLE	0	0	2	2	9	130	10	0	153
ALL OTHER AGENCIES	0	0	0	0	0	0	0	0	0
KENTON	7	43	199	130	830	2,846	306	8	4,369
STATE POLICE	0	0	0	0	0	1	0	0	1
SHERIFF	0	0	0	3	0	4	3	0	10
COVINGTON	6	26	148	76	414	1,213	147	0	2,030
ELSMERE	0	0	7	9	38	112	16	0	182
ERLANGER	0	5	8	11	69	363	33	3	492
FT WRIGHT	0	0	16	2	42	256	24	0	340
KENTON CO PD	0	4	1	9	52	89	14	3	172
PARK HILLS	0	0	0	0	2	1	1	0	4
LUDLOW	0	2	3	5	49	126	13	1	199
LAKESIDE PARK	0	0	2	1	15	74	4	0	96
TAYLOR MILL	0	0	4	2	9	37	7	1	60
VILLA HILLS	0	1	0	0	9	50	0	0	60
FT MITCHELL	0	1	3	1	39	132	7	0	183
EDGEWOOD	0	0	2	0	22	113	9	0	146
INDEPENDENCE	0	4	3	9	55	163	20	0	254
CRESCENT SPRINGS	1	0	2	2	15	111	8	0	139
NORTHERN KY. TASK FORCE	0	0	0	0	0	1	0	0	1
ALL OTHER AGENCIES	0	0	0	0	0	0	0	0	0
KNOTT	1	0	3	13	75	117	22	8	239
STATE POLICE	1	0	3	12	63	71	18	8	176
SHERIFF	0	0	0	1	12	46	4	0	63
HINDMAN	0	0	0	0	0	0	0	0	0
PIPPA PASSES	0	0	0	0	0	0	0	0	0
ALL OTHER AGENCIES	0	0	0	0	0	0	0	0	0
KNOX	3	5	2	15	122	134	31	12	324
STATE POLICE	3	4	1	13	68	61	15	9	174
SHERIFF	0	0	1	2	44	48	10	2	107
BARBOURVILLE	0	1	0	0	10	25	6	1	43
ALL OTHER AGENCIES	0	0	0	0	0	0	0	0	0
LARUE	1	2	3	5	31	40	11	0	93
STATE POLICE	0	1	0	2	9	10	2	0	24
SHERIFF	0	0	1	1	15	21	6	0	44
HODGENVILLE	1	1	2	2	7	9	3	0	25
ALL OTHER AGENCIES	0	0	0	0	0	0	0	0	0
LAUREL	2	3	13	25	337	754	160	27	1,321
STATE POLICE	1	2	5	7	55	89	39	9	207
SHERIFF	1	1	0	11	227	385	79	16	720
LONDON	0	0	8	7	55	280	42	2	394
ALL OTHER AGENCIES	0	0	0	0	0	0	0	0	0
LAWRENCE	0	4	3	1	22	26	5	4	65
STATE POLICE	0	4	3	1	16	6	2	2	34
SHERIFF	0	0	0	0	0	0	0	0	0
LOUISA	0	0	0	0	6	20	3	2	31
ALL OTHER AGENCIES	0	0	0	0	0	0	0	0	0

2005 KENTUCKY OFFENSES BY COUNTY AND AGENCY

COUNTY CONTRIBUTING AGENCY	MURDER	RAPE	ROBBERY	ASSAULT	BURGLARY	LARCENY	AUTO THEFT	ARSON	TOTAL
LEE	1	0	2	5	21	17	1	2	49
STATE POLICE	1	0	2	5	18	13	1	2	42
SHERIFF	0	0	0	0	0	0	0	0	0
BEATTYVILLE	0	0	0	0	3	4	0	0	7
ALL OTHER AGENCIES	0	0	0	0	0	0	0	0	0
LESLIE	2	2	2	8	42	33	11	1	101
STATE POLICE	2	2	2	8	42	32	11	1	100
SHERIFF	0	0	0	0	0	0	0	0	0
HYDEN	0	0	0	0	0	1	0	0	1
ALL OTHER AGENCIES	0	0	0	0	0	0	0	0	0
LETCHER	2	4	8	19	105	99	16	2	255
STATE POLICE	2	4	6	14	70	46	12	2	156
SHERIFF	0	0	1	4	25	24	3	0	57
WHITESBURG	0	0	0	0	3	6	0	0	9
JENKINS	0	0	0	1	5	19	1	0	26
FLEMING-NEON	0	0	1	0	2	4	0	0	7
ALL OTHER AGENCIES	0	0	0	0	0	0	0	0	0
LEWIS	0	3	1	11	50	62	11	4	142
STATE POLICE	0	3	0	1	5	9	2	3	23
SHERIFF	0	0	0	3	31	28	8	1	71
VANCEBURG	0	0	1	7	14	25	1	0	48
ALL OTHER AGENCIES	0	0	0	0	0	0	0	0	0
LINCOLN	0	14	0	11	108	146	16	12	307
STATE POLICE	0	14	0	8	60	74	7	10	173
SHERIFF	0	0	0	1	36	57	5	1	100
CRAB ORCHARD	0	0	0	0	0	0	0	0	0
STANFORD	0	0	0	2	12	15	4	1	34
HUSTONVILLE	0	0	0	0	0	0	0	0	0
ALL OTHER AGENCIES	0	0	0	0	0	0	0	0	0
LIVINGSTON	2	5	4	5	73	108	10	2	209
STATE POLICE	2	1	2	2	6	7	1	2	23
SHERIFF	0	4	2	3	67	101	9	0	186
ALL OTHER AGENCIES	0	0	0	0	0	0	0	0	0
LOGAN	1	2	10	41	180	326	21	1	582
STATE POLICE	0	0	0	3	6	4	0	0	13
SHERIFF	0	0	4	17	69	77	10	0	177
RUSSELLVILLE	1	2	4	20	93	230	9	1	360
AUBURN	0	0	1	0	3	6	1	0	11
ADAIRVILLE	0	0	0	0	6	4	1	0	11
LEWISBURG	0	0	0	0	3	2	0	0	5
SOUTH CENTRAL TASK FC.	0	0	1	1	0	3	0	0	5
ALL OTHER AGENCIES	0	0	0	0	0	0	0	0	0
LYON	0	4	0	5	17	49	6	5	86
STATE POLICE	0	2	0	3	10	19	3	0	37
SHERIFF	0	0	0	0	0	2	0	0	2
EDDYVILLE	0	2	0	2	7	28	3	5	47
ALL OTHER AGENCIES	0	0	0	0	0	0	0	0	0
MCCRACKEN	1	25	44	139	262	1,410	145	8	2,034
STATE POLICE	1	4	0	4	3	11	1	2	26
SHERIFF	0	0	0	0	0	0	0	0	0
PADUCAH	0	21	44	135	253	1,386	143	5	1,987

2005 KENTUCKY OFFENSES BY COUNTY AND AGENCY

COUNTY CONTRIBUTING AGENCY	MURDER	RAPE	ROBBERY	ASSAULT	BURGLARY	LARCENY	AUTO THEFT	ARSON	TOTAL
LONE OAK	0	0	0	0	6	6	1	1	14
MCCRACKEN CO. SCHOOLS	0	0	0	0	0	7	0	0	7
ALL OTHER AGENCIES	0	0	0	0	0	0	0	0	0
MCCREARY	2	0	3	4	52	110	21	10	202
STATE POLICE	2	0	3	4	35	70	13	9	136
SHERIFF	0	0	0	0	17	40	8	1	66
ALL OTHER AGENCIES	0	0	0	0	0	0	0	0	0
MCLEAN	0	5	4	4	25	28	7	3	76
STATE POLICE	0	5	4	4	12	15	5	3	48
SHERIFF	0	0	0	0	9	4	2	0	15
MCLEAN CO. P.D.	0	0	0	0	0	0	0	0	0
CALHOUN	0	0	0	0	0	1	0	0	1
LIVERMORE	0	0	0	0	4	8	0	0	12
ALL OTHER AGENCIES	0	0	0	0	0	0	0	0	0
MADISON	0	13	30	102	480	1,498	124	25	2,272
STATE POLICE	0	5	6	17	83	105	27	2	245
SHERIFF	0	0	1	4	116	217	19	0	357
BEREA	0	0	1	4	56	131	17	0	209
RICHMOND	0	8	22	76	203	862	59	7	1,237
E K U SECURITY	0	0	0	1	22	183	2	16	224
ALL OTHER AGENCIES	0	0	0	0	0	0	0	0	0
MAGOFFIN	4	8	0	8	35	48	21	3	127
STATE POLICE	4	8	0	8	35	46	21	3	125
SHERIFF	0	0	0	0	0	2	0	0	2
SALYERSVILLE	0	0	0	0	0	0	0	0	0
ALL OTHER AGENCIES	0	0	0	0	0	0	0	0	0
MARION	0	4	9	32	79	154	29	1	308
STATE POLICE	0	4	3	10	25	17	4	1	64
SHERIFF	0	0	2	4	22	20	4	0	52
LEBANON	0	0	4	18	32	117	21	0	192
ALL OTHER AGENCIES	0	0	0	0	0	0	0	0	0
MARSHALL	2	6	5	31	140	266	30	2	482
STATE POLICE	0	3	0	1	4	16	1	1	26
SHERIFF	2	2	1	21	103	155	20	0	304
BENTON	0	0	3	5	18	69	7	1	103
CALVERT CITY	0	1	1	4	15	26	2	0	49
ALL OTHER AGENCIES	0	0	0	0	0	0	0	0	0
MARTIN	0	5	2	3	52	76	14	3	155
STATE POLICE	0	5	0	2	25	40	2	3	77
SHERIFF	0	0	2	1	27	36	12	0	78
INEZ	0	0	0	0	0	0	0	0	0
ALL OTHER AGENCIES	0	0	0	0	0	0	0	0	0
MASON	0	6	7	21	163	376	33	2	608
STATE POLICE	0	3	0	1	0	0	1	1	6
SHERIFF	0	1	0	2	35	59	9	1	107
MAYSVILLE	0	2	7	18	128	317	23	0	495
ALL OTHER AGENCIES	0	0	0	0	0	0	0	0	0

2005 KENTUCKY OFFENSES BY COUNTY AND AGENCY

COUNTY CONTRIBUTING AGENCY	MURDER	RAPE	ROBBERY	ASSAULT	BURGLARY	LARCENY	AUTO THEFT	ARSON	TOTAL
MEADE	0	4	2	9	80	89	21	1	206
STATE POLICE	0	3	0	4	12	14	4	1	38
SHERIFF	0	1	1	3	54	38	11	0	108
BRANDENBURG	0	0	1	0	8	26	1	0	36
MULDRAUGH	0	0	0	2	6	11	5	0	24
ALL OTHER AGENCIES	0	0	0	0	0	0	0	0	0
MENIFEE	0	1	0	3	44	29	7	0	84
STATE POLICE	0	1	0	3	33	15	6	0	58
SHERIFF	0	0	0	0	11	14	1	0	26
ALL OTHER AGENCIES	0	0	0	0	0	0	0	0	0
MERCER	1	4	8	25	102	121	14	0	275
STATE POLICE	0	1	0	1	10	6	1	0	19
SHERIFF	0	0	3	5	46	46	4	0	104
HARRODSBURG	1	3	5	19	46	69	9	0	152
ALL OTHER AGENCIES	0	0	0	0	0	0	0	0	0
METCALFE	0	4	0	8	9	29	10	1	61
STATE POLICE	0	4	0	2	3	4	0	0	13
SHERIFF	0	0	0	6	5	22	9	1	43
EDMONTON	0	0	0	0	1	3	1	0	5
ALL OTHER AGENCIES	0	0	0	0	0	0	0	0	0
MONROE	0	1	0	4	16	13	2	2	38
STATE POLICE	0	1	0	1	3	4	1	2	12
SHERIFF	0	0	0	1	1	2	0	0	4
FOUNTAIN RUN	0	0	0	0	0	0	0	0	0
TOMPKINSVILLE	0	0	0	2	12	7	1	0	22
ALL OTHER AGENCIES	0	0	0	0	0	0	0	0	0
MONTGOMERY	0	7	5	18	187	557	51	4	829
STATE POLICE	0	5	1	5	13	16	3	1	44
SHERIFF	0	0	0	8	143	220	31	2	404
MT STERLING	0	2	4	5	31	321	17	1	381
ALL OTHER AGENCIES	0	0	0	0	0	0	0	0	0
MORGAN	1	4	1	7	33	27	7	2	82
STATE POLICE	1	4	1	7	30	23	3	2	71
SHERIFF	0	0	0	0	3	0	2	0	5
WEST LIBERTY	0	0	0	0	0	4	2	0	6
ALL OTHER AGENCIES	0	0	0	0	0	0	0	0	0
MUHLENBERG	0	6	5	11	72	154	25	8	281
STATE POLICE	0	4	3	3	26	27	7	6	76
SHERIFF	0	0	1	2	19	19	7	1	49
GREENVILLE	0	0	1	1	4	15	5	0	26
CENTRAL CITY	0	2	0	5	19	78	4	1	109
POWDERLY	0	0	0	0	4	15	2	0	21
ALL OTHER AGENCIES	0	0	0	0	0	0	0	0	0
NELSON	0	5	7	21	143	278	27	4	485
STATE POLICE	0	1	0	1	2	4	1	1	10
SHERIFF	0	1	1	11	80	124	14	3	234
BARDSTOWN	0	3	6	9	61	147	11	0	237
BLOOMFIELD	0	0	0	0	0	3	1	0	4

2005 KENTUCKY OFFENSES BY COUNTY AND AGENCY

COUNTY CONTRIBUTING AGENCY	MURDER	RAPE	ROBBERY	ASSAULT	BURGLARY	LARCENY	AUTO THEFT	ARSON	TOTAL
NEW HAVEN	0	0	0	0	0	0	0	0	0
ALL OTHER AGENCIES	0	0	0	0	0	0	0	0	0
NICHOLAS	0	2	1	4	20	28	3	0	58
STATE POLICE	0	1	1	3	12	11	0	0	28
SHERIFF	0	0	0	0	0	0	0	0	0
CARLISLE	0	1	0	1	8	14	3	0	27
NICHOLAS CO. SCHOOL SEC	0	0	0	0	0	3	0	0	3
ALL OTHER AGENCIES	0	0	0	0	0	0	0	0	0
OHIO	0	10	1	16	86	128	14	6	261
STATE POLICE	0	10	1	5	23	17	1	4	61
SHERIFF	0	0	0	8	50	78	10	1	147
HARTFORD	0	0	0	3	13	33	3	1	53
BEAVER DAM	0	0	0	0	0	0	0	0	0
FORDSVILLE	0	0	0	0	0	0	0	0	0
ALL OTHER AGENCIES	0	0	0	0	0	0	0	0	0
OLDHAM	0	3	7	46	136	345	21	2	560
STATE POLICE	0	0	0	2	1	1	0	0	4
SHERIFF	0	0	0	0	5	6	1	0	12
LAGRANGE	0	0	3	37	32	92	4	0	168
PEWEE VALLEY	0	0	0	0	0	0	0	0	0
OLDHAM CO PD	0	3	4	7	98	246	16	2	376
ALL OTHER AGENCIES	0	0	0	0	0	0	0	0	0
OWEN	1	1	1	5	50	34	11	0	103
STATE POLICE	1	1	0	4	16	9	6	0	37
SHERIFF	0	0	1	0	31	20	5	0	57
OWENTON	0	0	0	1	3	5	0	0	9
ALL OTHER AGENCIES	0	0	0	0	0	0	0	0	0
OWSLEY	4	0	2	2	29	19	4	1	61
STATE POLICE	4	0	1	1	11	3	2	1	23
SHERIFF	0	0	1	1	18	16	2	0	38
BOONEVILLE	0	0	0	0	0	0	0	0	0
ALL OTHER AGENCIES	0	0	0	0	0	0	0	0	0
PENDLETON	0	3	1	12	78	125	17	5	241
STATE POLICE	0	2	0	11	28	44	7	3	95
SHERIFF	0	1	1	0	32	36	7	2	79
FALMOUTH	0	0	0	1	17	44	3	0	65
BUTLER	0	0	0	0	1	1	0	0	2
ALL OTHER AGENCIES	0	0	0	0	0	0	0	0	0
PERRY	2	16	14	39	318	437	48	16	890
STATE POLICE	1	10	4	20	113	114	31	11	304
SHERIFF	0	2	3	3	55	20	6	0	89
HAZARD	1	4	7	16	150	303	11	5	497
ALL OTHER AGENCIES	0	0	0	0	0	0	0	0	0
PIKE	11	8	23	61	437	856	124	14	1,534
STATE POLICE	11	8	15	51	364	429	83	11	972
SHERIFF	0	0	2	0	10	25	0	1	38
ELKHORN CITY	0	0	0	0	0	0	0	0	0
PIKEVILLE	0	0	6	10	63	402	41	2	524
ALL OTHER AGENCIES	0	0	0	0	0	0	0	0	0

2005 KENTUCKY OFFENSES BY COUNTY AND AGENCY


COUNTY CONTRIBUTING AGENCY	MURDER	RAPE	ROBBERY	ASSAULT	BURGLARY	LARCENY	AUTO THEFT	ARSON	TOTAL
POWELL	2	6	4	10	116	211	13	1	363
STATE POLICE	2	6	0	3	36	32	3	1	83
SHERIFF	0	0	0	0	24	47	2	0	73
CLAY CITY	0	0	1	5	17	34	2	0	59
STANTON	0	0	3	2	39	98	6	0	148
ALL OTHER AGENCIES	0	0	0	0	0	0	0	0	0
PULASKI	2	14	27	40	379	1,046	102	11	1,621
STATE POLICE	0	3	2	2	8	10	2	0	27
SHERIFF	2	7	7	12	247	506	59	7	847
SCIENCE HILL	0	0	0	0	3	0	0	0	3
SOMERSET	0	4	18	25	117	515	33	4	716
BURNSIDE	0	0	0	0	4	14	0	0	18
FERGUSON	0	0	0	0	0	0	0	0	0
LAKE CUMBERLAND TASK FC	0	0	0	1	0	1	0	0	2
UNITE DRUG TASK FORCE	0	0	0	0	0	0	8	0	8
ALL OTHER AGENCIES	0	0	0	0	0	0	0	0	0
ROBERTSON	0	0	0	1	4	4	0	1	10
STATE POLICE	0	0	0	1	4	4	0	1	10
SHERIFF	0	0	0	0	0	0	0	0	0
MT. OLIVET	0	0	0	0	0	0	0	0	0
ALL OTHER AGENCIES	0	0	0	0	0	0	0	0	0
ROCKCASTLE	1	6	3	17	43	77	22	9	178
STATE POLICE	0	0	0	5	8	10	1	5	29
SHERIFF	1	4	3	7	26	27	15	2	85
LIVINGSTON	0	0	0	0	0	0	0	0	0
BRODHEAD	0	0	0	0	2	1	0	0	3
MT VERNON	0	2	0	5	7	39	6	2	61
ALL OTHER AGENCIES	0	0	0	0	0	0	0	0	0
ROWAN	2	10	4	19	87	274	25	10	431
STATE POLICE	2	6	1	7	72	98	17	3	206
SHERIFF	0	0	0	0	0	2	0	0	2
MOREHEAD	0	2	3	12	9	106	6	1	139
MOREHEAD STATE UNIV	0	2	0	0	6	68	2	6	84
ALL OTHER AGENCIES	0	0	0	0	0	0	0	0	0
RUSSELL	0	4	0	14	49	73	4	2	146
STATE POLICE	0	4	0	7	19	22	2	2	56
SHERIFF	0	0	0	0	5	11	0	0	16
JAMESTOWN	0	0	0	5	22	34	2	0	63
RUSSELL SPRINGS	0	0	0	2	3	6	0	0	11
ALL OTHER AGENCIES	0	0	0	0	0	0	0	0	0
SCOTT	0	3	9	31	232	950	95	11	1,331
STATE POLICE	0	0	0	1	3	3	4	6	17
SHERIFF	0	1	0	6	69	125	29	1	231
GEORGETOWN	0	2	9	24	159	822	62	4	1,082
STAMPING GROUND	0	0	0	0	0	0	0	0	0
SADIEVILLE	0	0	0	0	1	0	0	0	1
ALL OTHER AGENCIES	0	0	0	0	0	0	0	0	0

2005 KENTUCKY OFFENSES BY COUNTY AND AGENCY

COUNTY CONTRIBUTING AGENCY	MURDER	RAPE	ROBBERY	ASSAULT	BURGLARY	LARCENY	AUTO THEFT	ARSON	TOTAL
SHELBY	0	9	26	44	168	525	76	4	852
STATE POLICE	0	2	0	4	5	2	8	1	22
SHERIFF	0	1	6	20	82	296	41	2	448
SHELBYVILLE	0	6	20	20	81	227	27	1	382
SIMPSONVILLE	0	0	0	0	0	0	0	0	0
ALL OTHER AGENCIES	0	0	0	0	0	0	0	0	0
SIMPSON	0	3	10	18	92	303	25	1	452
STATE POLICE	0	0	1	1	5	7	0	1	15
SHERIFF	0	0	2	4	20	55	5	0	86
FRANKLIN	0	3	7	13	67	241	20	0	351
ALL OTHER AGENCIES	0	0	0	0	0	0	0	0	0
SPENCER	0	2	1	6	32	30	5	0	76
STATE POLICE	0	1	0	0	14	8	1	0	24
SHERIFF	0	0	1	3	12	11	3	0	30
TAYLORSVILLE	0	1	0	3	6	11	1	0	22
ALL OTHER AGENCIES	0	0	0	0	0	0	0	0	0
TAYLOR	0	11	15	22	160	372	26	9	615
STATE POLICE	0	2	2	0	5	9	0	3	21
SHERIFF	0	4	0	8	64	59	7	3	145
CAMPBELLSVILLE	0	5	13	14	91	304	19	3	449
ALL OTHER AGENCIES	0	0	0	0	0	0	0	0	0
TODD	0	1	4	5	35	27	3	1	76
STATE POLICE	0	0	0	0	17	7	1	1	26
SHERIFF	0	0	0	0	2	2	1	0	5
ELKTON	0	1	4	5	16	17	1	0	44
GUTHRIE	0	0	0	0	0	0	0	0	0
TRENTON	0	0	0	0	0	1	0	0	1
ALL OTHER AGENCIES	0	0	0	0	0	0	0	0	0
TRIGG	1	4	5	15	66	138	9	3	241
STATE POLICE	1	3	0	1	3	5	1	3	17
SHERIFF	0	0	0	1	50	46	6	0	103
CADIZ	0	1	5	13	13	87	2	0	121
ALL OTHER AGENCIES	0	0	0	0	0	0	0	0	0
TRIMBLE	0	8	0	8	19	22	7	1	65
STATE POLICE	0	7	0	7	12	14	5	1	46
SHERIFF	0	1	0	1	7	8	2	0	19
ALL OTHER AGENCIES	0	0	0	0	0	0	0	0	0
UNION	0	6	11	26	59	237	17	5	361
STATE POLICE	0	3	2	11	16	36	6	5	79
SHERIFF	0	0	1	1	9	34	6	0	51
MORGANFIELD	0	3	4	13	23	124	3	0	170
STURGIS	0	0	3	1	7	39	1	0	51
UNIONTOWN	0	0	1	0	4	4	1	0	10
ALL OTHER AGENCIES	0	0	0	0	0	0	0	0	0
WARREN	3	57	92	209	754	2,743	193	9	4,060
STATE POLICE	0	10	2	10	65	70	12	5	174
SHERIFF	0	0	0	8	73	198	20	0	299
BOWLING GREEN	3	47	88	190	584	2,282	154	1	3,349
SMITHS GROVE	0	0	0	0	2	6	0	0	8
WESTERN KY UNIV	0	0	2	1	30	187	7	3	230
ALL OTHER AGENCIES	0	0	0	0	0	0	0	0	0

2005 KENTUCKY OFFENSES BY COUNTY AND AGENCY

COUNTY CONTRIBUTING AGENCY	MURDER	RAPE	ROBBERY	ASSAULT	BURGLARY	LARCENY	AUTO THEFT	ARSON	TOTAL
WASHINGTON	0	3	0	4	39	44	6	1	97
STATE POLICE	0	2	0	3	10	7	0	1	23
SHERIFF	0	1	0	0	23	26	5	0	55
SPRINGFIELD	0	0	0	1	6	11	1	0	19
ALL OTHER AGENCIES	0	0	0	0	0	0	0	0	0
WAYNE	2	1	0	6	51	49	9	1	119
STATE POLICE	0	0	0	0	7	3	0	0	10
SHERIFF	2	1	0	6	44	46	9	1	109
MONTICELLO	0	0	0	0	0	0	0	0	0
ALL OTHER AGENCIES	0	0	0	0	0	0	0	0	0
WEBSTER	1	1	1	7	14	21	6	5	56
STATE POLICE	1	0	0	2	5	5	0	4	17
SHERIFF	0	0	0	0	0	3	1	0	4
CLAY	0	0	0	0	0	0	0	0	0
PROVIDENCE	0	1	1	5	9	13	5	1	35
SEBREE	0	0	0	0	0	0	0	0	0
ALL OTHER AGENCIES	0	0	0	0	0	0	0	0	0
WHITLEY	0	8	5	29	178	363	58	8	649
STATE POLICE	0	5	1	9	19	29	12	1	76
SHERIFF	0	0	0	2	58	61	19	2	142
CORBIN	0	3	1	16	73	231	17	5	346
WILLIAMSBURG	0	0	3	2	28	42	10	0	85
ALL OTHER AGENCIES	0	0	0	0	0	0	0	0	0
WOLFE	0	2	3	8	54	57	13	2	139
STATE POLICE	0	2	3	8	45	33	8	2	101
SHERIFF	0	0	0	0	9	22	4	0	35
CAMPTON	0	0	0	0	0	2	1	0	3
ALL OTHER AGENCIES	0	0	0	0	0	0	0	0	0
WOODFORD	0	3	2	26	90	433	40	1	595
STATE POLICE	0	1	0	0	2	2	0	1	6
SHERIFF	0	0	0	0	3	16	1	0	20
VERSAILLES	0	2	2	26	85	415	39	0	569
ALL OTHER AGENCIES	0	0	0	0	0	0	0	0	0
TOTAL	191	1,289	3,817	5,685	25,673	69,123	8,635	919	115,332



PROGRAMS OF INTEREST

DOMESTIC VIOLENCE

DOMESTIC VIOLENCE is a problem that has been of major news focus both nationally and in Kentucky. The number of reported cases and victims assisted in protective shelters is proof that this is a serious public safety issue worthy of priority response. Domestic violence includes any of the following crimes when committed by one family member/partner against another: homicide, kidnapping, sex offenses, stalking, assault, and terroristic threatening. The statistics have been compiled for the Fiscal Year of 05 (FY05), which is July 1, 2004 to June 30, 2005.

ADMINISTRATIVE OFFICE OF THE COURTS (AOC)

In FY05, AOC reports that 26,959 **petitions were filed by persons seeking Domestic Violence Protective Orders**. There were 26,052 **disposition case closings**. (AOC does not distinguish between cases dismissed and types of orders issued).

* RESEARCH AND STATISTICS DISCLAIMER

Information received from COURTNET is subject to change, reprogramming, modifications of format, and availability at the direction of the Administrative Office of the Courts (AOC). Further, information received may not at any particular moment reflect the true status of court cases due to ordinary limitations, delay or errors in processing data, or delay or errors in the system's operation. The AOC disclaims and makes no warranty, express or implied, nor assumes any legal liability or responsibility, for the validity, accuracy, correctness, or completeness of any information that is available and/or obtained through COURTNET. The recipient is solely responsible for verifying the accuracy of information received from COURTNET through the cross-referencing of official court records held in the Office(s) of the Kentucky Circuit Court Clerk(s). Furthermore, the AOC shall not be liable to the recipient, the recipient's heirs and assigns, next of kin or to any third party, for any and all claims, demands, losses or damages arising from the usage of COURTNET and/or information contained therein.

Statistical Source: AOC

LAW INFORMATION NETWORK OF KY (LINK) DOMESTIC VIOLENCE FILE (ACTIVE & HISTORY) FY 05

	<u>2004</u>	<u>2005</u>
Emergency Temporary Orders	22,272	22,189
Emergency Temporary Orders - Caution	3,127	3,165
Emergency Protective Orders	11,514	11,163
Emergency Protective Orders - Caution	1,503	1,653
Domestic Violence Summons	-0-	-0-
Total	38,419	38,170

“LINK” Domestic Violence File records (active and history) reflect a 0.6% decrease from FY04 to FY05.

Kentucky law mandates Domestic Violence Protective Orders be entered into the LINK Domestic Violence File. LINK provides notice to officers of existence and status of protective orders including “Caution Indicators”. The caution indicators are: Weapon involved, and believed to be armed/dangerous.

Statistical Source: Kentucky State Police

DOMESTIC VIOLENCE

REPORTS TO THE DEPARTMENT FOR COMMUNITY BASED SERVICES (DCBS)

The 1976 Kentucky General Assembly enacted KRS 209, the Adult Protection Act, which mandates reporting any known or suspected cases of adult abuse, neglect or exploitation to the Cabinet for Health and Family Services, Division of Protection and Permanency, Department for Community Based Services (DCBS). DCBS protective and support services are provided to adult victims, upon request. In 1978, the statute was expanded to include the mandatory reporting and delivery of voluntary protective services to victims of spouse abuse. Law enforcement agencies continue to serve as the primary reporting source to DCBS and often work together in responding to violent families.

DCBS Adult and Child Abuse 24-Hour Toll-free Reporting Hotline 1-800-752-6200

Total Kentucky Adult Protection Reports Received by DSS in FY '05 (Adult Abuse, Spouse Abuse, Self Neglect, Caretaker Neglect and Exploitation)	47,796
Total Number of Resulting Allegations	30,625
Domestic Violence Allegations Investigated (Spouse, Ex-Spouse, Paramour)	19,693
Adult Abuse Allegations Investigated	3,693
Caretaker Neglect, Self Neglect and Exploitation Allegations Investigated	7,239
Percent of Total Adult Protection Allegations due to Domestic Violence	28.6%
Percent Decrease of Domestic Violence Allegations from FY '04	-13.1%

Kentucky has a regionalized network of 15 state-funded spouse abuse centers with shelter capacity for 409 people. Spouse abuse centers also provide crisis line services, advocacy, follow-up counseling, information and referral, community education programs and professional training.

Kentucky Domestic Violence Association:	502/209-5382
# Domestic Violence Related Calls Received FY '05	27,095
# Information and Referral Calls Received FY '05	62,999
Shelter Statistics FY'05 (unduplicated; reflect first time use of services)	
Women	2,146*
Men	10*
Children	1,728*
TOTAL SHELTERED	3,884*
TOTAL UNABLE TO SHELTER	(1,107)
TOTAL NON-RESIDENTIAL CLIENTS	21,470**



*These figures are unduplicated for the fiscal year (July 1 – June 30). A woman and her children may come to a domestic violence program facility several times over the course of a year, but these figures only reflect the first time they enter a facility, or receive non-residential services. In addition, outreach services are continually being increased across the state which has increased the availability of services in outlying counties.

**These clients did not receive emergency shelter, but did receive services from the shelter programs. Some of these services include individual and/or group counseling, legal and/or agency and/or hospital advocacy, as well as follow-up assistance.

Statistical Source: Cabinet for Health and Family Services, Division of Protection and Permanency, Department for Community Based Services

2005 HATE BIAS CRIME

DEFINITION:

A criminal offense committed against a person or property which is motivated, in whole or in part, by the offender's bias against a race, religion, disability, ethnicity/national origin, or sexual orientation. These criminal offenses are also known as "Hate Crimes."

Hate Crime offense information falls into the eight Part I crimes – Murder, Rape, Robbery, Aggravated Assault, Burglary, Larceny-Theft, Motor Vehicle Theft, and Arson – plus Part II crimes of Simple Assault, Intimidation and Vandalism. The most common offenses involving hate-bias crimes for 2005 were "Intimidation", and "Destruction/Damage Vandalism".

In 2005, the most commonly reported bias motivation was racial. The second largest percentage was ethnicity/national origin, followed by sexual orientation for third place, religious for fourth place, and disability for fifth place.

HATE BIAS CRIME OFFENSES		
Offense	No.	% of Total
Murder	0	0%
Rape	0	0%
Robbery	0	0%
Aggravated Assault	1	2.1%
Burglary	1	2.1%
Larceny-Theft	0	0%
Motor Vehicle Theft	0	0%
Arson	2	4.3%
Simple Assault	7	14.9%
Intimidation	18	38.3%
Destruction/Damage Vandalism	18	38.3%
TOTAL		100.0%

HATE BIAS CRIME MOTIVATION						
Bias Nature	Group %	Bias Type	Incidents	% of Total		
Racial	63.8%	Anti-White	1	2.1%		
		Anti-Black	27	57.4%		
		Anti-American Indian/ Alaskan Native	0	0.0%		
		Anti-Asian/Pacific Islander	1	2.1%		
		Anti-Multi-Racial Group	1	2.1%		
		Sexual Orientation	10.6%	Anti-Male Homosexual	1	2.1%
				Anti-Female Homosexual	3	6.4%
		Anti-Homosexual Male & Female	1	2.1%		
		Anti-Heterosexual	0	0.0%		
		Anti-Bisexual	0	0.0%		
Ethnicity National Origin	19.1%	Anti-Arab	0	0.0%		
		Anti-Hispanic	8	17.0%		
		Anti-Other Ethnic/ National Origin	1	2.1%		
		Religious	4.3%	Anti-Jewish	2	4.3%
		Anti-Catholic	0	0.0%		
		Anti-Protestant	0	0.0%		
		Anti-Islamic (Moslem)	0	0.0%		
		Anti-Other Religion	0	0.0%		
Disability	2.1%	Anti-Physical Disability	1	2.1%		
		Anti-Mental Disability	0	0.0%		

2005 HATE BIAS CRIMES

Victim types, in the hate crime data collection program are listed as: individual, business, financial institution, government, religious organization, society/public, other and unknown. Of these victim types, “individuals” were reported to be the main hate crime target.


HATE BIAS CRIMES BY VICTIM TYPES		
Victim Type	No.	% of total
Individual	38	80.9%
Business	1	2.1%
Financial Institution	0	0.0%
Government	6	12.8%
Religious Organization	1	2.1%
Society/Public	1	2.1%
Other	0	0.0%
Unknown	0	0.0%
TOTAL	47	100.0%

The most common race of suspected offender of hate crimes was white.

HATE BIAS CRIME OFFENDERS BY RACE		
Suspected Offenders'		
Race	No.	% of Total
White	24	32.9%
Black	2	2.7%
American Indian/ Alaskan Native	0	0.0%
Asian/Pacific Islander	2	2.7%
Multi-Racial Group	17	23.3%
Unknown	28	38.4%
TOTAL	73	100.0%

The most frequently reported location of bias crimes in 2005 was residence/homes. The second most common location was school/college.

HATE BIAS CRIME LOCATIONS		
Locations	Incidents	%
Air/Bus/Train Terminal	0	0.0%
Bank/Savings and Loan	0	0.0%
Bar/Nightclub	0	0.0%
Church/Synagogue/Temple	1	2.1%
Commercial/Office Building	1	2.1%
Construction Site	0	0.0%
Convenience Store	0	0.0%
Department/Discount Store	1	2.1%
Drug Store/Dr. Office/Hospital	0	0.0%
Field/Woods	0	0.0%
Government/Public Building	4	8.5%
Grocery/Supermarket	0	0.0%
Highway/Road/Alley/Street	3	6.4%
Hotel/Motel/Etc.	0	0.0%
Jail/Prison	0	0.0%
Lake/Waterway	0	0.0%
Liquor Store	0	0.0%
Parking Lot/Garages	5	10.6%
Rental Storage Facility	0	0.0%
Residence/Home	22	46.8%
Restaurant	1	2.1%
School/College	9	19.1%
Service/Gas Station	0	0.0%
Specialty Store (TV, Fur, Etc.)	0	0.0%
Other Unknown	0	0.0%



**DRIVING
UNDER THE
INFLUENCE
CONVICTIONS**

DUI CONVICTIONS BY COUNTY

*Please use caution in attempting to compare number of DUI arrests with number of DUI convictions due to the fact that the actual arrest and court conviction could appear in different years. Figures are compiled according to the date of the violation and the date the conviction was entered into the automated data system.

COUNTY	2001	2002	2003	2004	2005
ADAIR	180	211	165	174	123
ALLEN	113	124	131	111	107
ANDERSON	187	225	200	173	171
BALLARD	130	108	106	88	68
BARREN	314	325	247	277	226
BATH	101	77	68	70	71
BELL	388	261	297	372	407
BOONE	651	660	712	708	764
BOURBON	190	213	226	203	226
BOYD	314	358	414	452	355
BOYLE	161	125	160	237	224
BRACKEN	43	64	49	61	46
BREATHITT	122	100	116	145	140
BRECKINRIDGE	104	123	84	78	76
BULLITT	437	282	332	349	381
BUTLER	64	93	98	94	113
CALDWELL	111	117	97	67	69
CALLOWAY	213	274	333	268	272
CAMPBELL	699	1,046	894	723	654
CARLISLE	33	21	20	22	25
CARROLL	141	191	211	190	183
CARTER	345	305	247	215	147
CASEY	106	156	203	168	199
CHRISTIAN	805	611	660	583	550
CLARK	333	313	402	376	301
CLAY	219	165	150	226	233
CLINTON	82	114	106	114	136
CRITTENDEN	100	107	51	52	40
CUMBERLAND	80	114	98	96	94
DAVIESS	877	874	983	930	878
EDMONSON	27	42	50	38	47
ELLIOTT	41	59	44	59	46
ESTILL	133	138	116	102	76
FAYETTE	2,181	2,264	2,323	2,230	2,335
FLEMING	107	108	92	81	83
FLOYD	416	485	493	482	459
FRANKLIN	469	453	458	435	415
FULTON	122	111	108	77	58
GALLATIN	131	118	91	123	99
GARRARD	133	99	107	145	98

*Statistical Source: KY Transportation Cabinet, Division Of Driver Licensing

DUI CONVICTIONS BY COUNTY

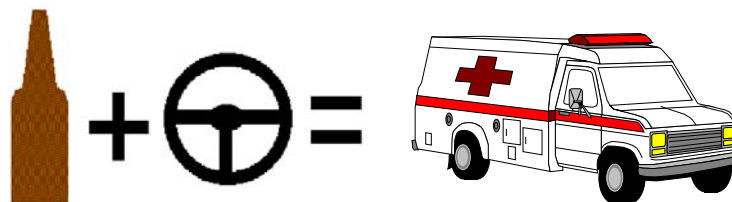
COUNTY	2001	2002	2003	2004	2005
GRANT	155	230	303	279	238
GRAVES	403	379	272	318	301
GRAYSON	129	184	166	139	142
GREEN	53	47	62	84	91
GREENUP	422	505	368	309	270
HANCOCK	39	57	52	44	56
HARDIN	573	761	728	798	808
HARLAN	420	412	417	483	443
HARRISON	111	100	94	110	109
HART	84	90	91	96	95
HENDERSON	545	669	590	588	422
HENRY	133	127	120	181	166
HICKMAN	25	53	33	23	32
HOPKINS	482	492	328	368	354
JACKSON	85	112	93	93	64
JEFFERSON	3,208	4,190	3,524	3,590	2,967
JESSAMINE	505	658	420	388	320
JOHNSON	269	176	159	205	188
KENTON	1,224	1,035	826	784	787
KNOTT	134	120	94	139	117
KNOX	196	285	320	295	263
LARUE	66	62	50	77	57
LAUREL	658	463	487	578	578
LAWRENCE	199	140	142	229	204
LEE	52	60	38	48	44
LESLIE	121	48	68	164	85
LETCHER	106	175	143	179	181
LEWIS	113	98	89	106	103
LINCOLN	127	103	123	141	108
LIVINGSTON	70	63	95	84	74
LOGAN	215	247	230	227	237
LYON	94	113	112	138	126
MCCRACKEN	591	658	699	676	604
MCCREARY	102	105	108	199	175
MCLEAN	60	65	84	65	67
MADISON	750	874	658	697	748
MAGOFFIN	132	85	152	165	128
MARION	177	343	264	193	177
MARSHALL	200	178	198	245	224
MARTIN	140	184	104	118	130
MASON	173	173	109	127	124
MEADE	184	208	203	217	176
MENIFEE	33	42	87	49	33
MERCER	135	127	164	188	226


*Statistical Source: KY Transportation Cabinet, Division Of Driver Licensing

DUI CONVICTIONS BY COUNTY

COUNTY	2001	2002	2003	2004	2005
METCALFE	48	49	55	41	54
MONROE	58	81	58	50	43
MONTGOMERY	133	232	183	211	182
MORGAN	95	138	85	89	117
MUHLENBERG	217	255	202	216	239
NELSON	346	435	359	307	266
NICHOLAS	51	66	47	41	23
OHIO	139	197	146	168	140
OLDHAM	193	298	232	202	201
OWEN	33	51	56	66	57
OWSLEY	80	50	44	40	28
PENDLETON	97	137	84	73	74
PERRY	374	367	239	292	284
PIKE	642	708	840	854	710
POWELL	141	184	122	165	231
PULASKI	321	413	385	469	513
ROBERTSON	12	9	4	15	4
ROCKCASTLE	261	161	176	147	176
ROWAN	313	358	270	274	310
RUSSELL	138	153	174	189	153
SCOTT	274	270	218	164	177
SHELBY	296	313	409	553	590
SIMPSON	186	127	143	146	135
SPENCER	91	96	73	126	95
TAYLOR	159	198	261	219	187
TODD	87	77	76	111	116
TRIGG	156	141	77	89	81
TRIMBLE	29	29	58	40	36
UNION	191	219	166	143	164
WARREN	945	1,210	1,435	1,409	1,011
WASHINGTON	71	92	93	76	43
WAYNE	122	81	71	96	102
WEBSTER	81	94	90	93	87
WHITLEY	208	226	260	239	226
WOLFE	91	81	121	98	101
WOODFORD	242	294	264	278	206
MILITARY BASES	142	112	90	91	105
TOTALS	32,159	34,932	32,875	33,498	31,104

*Statistical Source: KY Transportation Cabinet, Division Of Driver Licensing





STATE ARREST DATA

2005 ARREST DATA NOTICE

In analyzing the statistics supplied in the 2005 Arrest Data, you should be aware of the processes involved in deriving these figures:

Due to severe weather-related computer problems experienced in 1996 the Kentucky State Police (KSP) has been unable to produce arrest information for the 1996 through 2001 Crime in Kentucky publications. The Administrative Office of the Courts (AOC) cooperated with this agency by providing arrest data from their court records.

Starting with the 2002 Crime in Kentucky the arrest data is compiled strictly from the citations and summary reports submitted to the Kentucky State Police. This will provide more accurate crime statistics and will allow the Kentucky State Police to produce the Crime in Kentucky more efficiently.

The above mentioned changes are in accordance with the Uniform Crime Reporting (UCR) guidelines as set forth by the Federal Bureau of Investigation. You will, however, notice a fluctuation in some of the categories simply because of the type of data collection. For this reason, **comparisons of 1997 thru 2001 arrest data are not advised.**

If you have specific data questions, please feel free to contact our Statistics Section at (502) 226-2169.

STATE ARREST DATA

PART I CRIME ARRESTS	2004 ARRESTS	% OF TOTAL	2005 ARRESTS	% OF TOTAL
MURDER	407	0.1%	351	0.1%
FORCIBLE RAPE	572	0.2%	547	0.2%
ROBBERY	1,235	0.5%	1,691	0.6%
AGGRAVATED ASSAULT	3,033	1.2%	3,573	1.3%
BURGLARY	3,999	1.6%	4,917	1.7%
LARCENY-THEFT (EXCEPT AUTO)	13,812	5.6%	15,689	5.5%
AUTO THEFT	1,233	0.5%	1,192	0.4%
ARSON	279	0.1%	298	0.1%
TOTAL PART I CRIME ARRESTS	24,570	9.8%	28,258	9.9%

PART II CRIME ARRESTS	2004 ARRESTS	% OF TOTAL	2005 ARRESTS	% OF TOTAL
MANSLAUGHTER BY NEGLIGENCE	23	0.0%	61	0.0%
OTHER ASSAULTS	17,828	7.0%	19,502	6.8%
FORGERY & COUNTERFEITING	5,905	2.4%	5,984	2.1%
FRAUD	20,062	8.0%	20,571	7.2%
EMBEZZLEMENT	458	0.2%	462	0.2%
STOLEN PROPERTY; BUYING, RECEIVING, POSSESSION	3,724	1.5%	4,168	1.4%
VANDALISM	3,461	1.4%	3,724	1.3%
WEAPONS: CARRYING, POSSESSION, ETC.	2,132	0.8%	2,748	0.1%
PROSTITUTION & COMMERCIALIZED VICE	597	0.2%	795	0.3%
SEX OFFENSES	2,489	1.0%	3,735	1.3%
NARCOTIC DRUG LAWS	40,793	16.2%	46,679	16.3%
GAMBLING	28	0.0%	57	0.0%
OFFENSES AGAINST FAMILY	5,786	2.3%	6,489	2.3%
DRIVING UNDER INFLUENCE	23,444	9.3%	28,785	10.1%
LIQUOR LAWS	5,552	2.2%	6,619	2.3%
DRUNKENNESS	28,952	11.5%	30,448	10.7%
DISORDERLY CONDUCT	11,491	4.5%	12,065	4.2%
ALL OTHER OFFENSES (EXCEPT TRAFFIC)	54,466	21.5%	63,833	23.3%
CURFEW & LOITERING LAWS	170	0.1%	232	0.1%
RUNAWAYS	367	0.1%	291	0.1%
TOTAL PART II CRIME ARRESTS	227,728	90.2%	257,248	90.1%

TOTAL CRIME ARRESTS	252,298	100.00%	285,506	100.00%
----------------------------	----------------	----------------	----------------	----------------

2005 TOTAL ARRESTS BY AGE - JUVENILE

PART I CRIME ARRESTS	10 AND UNDER	11-12	13-14	15	16	17	UNK	TOTAL JUVENILE
MURDER	0	0	3	4	4	8	0	19
FORCIBLE RAPE	0	5	23	16	32	13	0	89
ROBBERY	1	13	84	72	96	112	2	380
AGGRAVATED ASSAULT	10	70	140	119	113	143	4	599
BURGLARY	6	44	195	210	212	216	2	885
LARCENY-THEFT (EXCEPT AUTO)	38	145	615	493	553	669	16	2,529
AUTO THEFT	4	15	70	73	64	67	1	294
ARSON	4	4	13	7	11	6	4	49
TOTAL PART I CRIME ARRESTS	63	296	1,143	994	1,085	1,234	29	4,844

PART II CRIME ARRESTS	10 AND UNDER	11-12	13-14	15	16	17	UNK	TOTAL JUVENILE
MANSLAUGHTER BY NEGLIGENCE	0	0	0	0	3	2	0	5
OTHER ASSAULTS	23	54	258	192	256	299	20	1,102
FORGERY & COUNTERFEITING	1	0	9	5	7	13	0	35
FRAUD	34	0	1	9	22	20	4	90
EMBEZZLEMENT	0	0	0	0	0	1	0	1
STOLEN PROPERTY; BUYING, RECEIVING, POSSESSION	5	5	46	54	81	74	4	269
VANDALISM	12	39	128	97	106	136	16	534
WEAPONS: CARRYING, POSSESSION, ETC.	1	0	3	4	17	26	4	55
PROSTITUTION & COMMERCIALIZED VICE	1	0	0	5	1	0	0	7
SEX OFFENSES (EXCEPT FORCIBLE RAPE & PROSTITUTION)	7	20	64	46	39	34	4	214
NARCOTIC DRUG LAWS	44	32	226	315	711	1,108	26	2,462
GAMBLING	0	0	0	0	0	0	0	0
OFFENSES AGAINST FAMILY	4	4	15	17	16	13	0	69
DRIVING UNDER INFLUENCE	9	5	25	20	63	199	1	322
LIQUOR LAWS	3	2	17	31	73	184	4	314
DRUNKENNESS	18	6	66	97	181	232	8	608
DISORDERLY CONDUCT	14	56	284	236	269	327	32	1,218
ALL OTHER OFFENSES (EXC. TRAFFIC)	61	81	522	531	702	800	33	2,730
CURFEW & LOITERING LAWS	0	5	32	27	36	37	0	137
RUNAWAYS	0	5	34	53	52	80	2	226
TOTAL PART II CRIME ARRESTS	237	314	1,730	1,739	2,635	3,585	158	10,398

TOTAL CRIME ARRESTS	300	610	2,873	2,733	3,720	4,819	187	15,242
----------------------------	------------	------------	--------------	--------------	--------------	--------------	------------	---------------

2005 TOTAL ARRESTS BY AGE – ADULT

PART I CRIME ARRESTS	18	19	20	21	22	23	24	25-29	30-34
MURDER	8	15	9	21	11	16	10	65	28
FORCIBLE RAPE	19	15	17	18	4	7	18	62	60
ROBBERY	108	96	90	63	77	86	78	198	161
AGGRAVATED ASSAULT	110	122	119	138	135	143	124	441	394
BURGLARY	350	429	267	204	213	158	166	778	425
LARCENY-THEFT (EXCEPT AUTO)	872	772	597	541	511	554	463	1,291	1,665
AUTO THEFT	73	54	42	45	40	43	51	180	117
ARSON	9	19	11	6	13	9	19	41	26
TOTAL PART I CRIME ARRESTS	1,549	1,522	1,152	1,036	1,004	1,016	929	3,056	2,876

PART II CRIME ARRESTS	18	19	20	21	22	23	24	25-29	30-34
MANSLAUGHTER BY NEGLIGENCE	0	0	2	1	0	0	0	10	8
OTHER ASSAULTS	526	603	666	686	727	701	666	3,057	2,511
FORGERY & COUNTERFEITING	78	162	181	195	230	366	242	1,157	1,055
FRAUD	117	532	602	594	667	686	718	3,628	3,694
EMBEZZLEMENT	0	13	8	8	11	11	11	62	95
STOLEN PROPERTY; BUYING, RECEIVING, POSSESSION	250	244	197	166	168	142	145	694	436
VANDALISM	209	209	161	163	135	126	121	469	337
WEAPONS: CARRYING, POSSESSION, ETC.	111	111	98	103	108	101	112	430	280
PROSTITUTION & COMMERCIALIZED VICE	6	10	21	21	12	13	45	105	125
SEX OFFENSES (EXCEPT FORCIBLE RAPE & PROSTITUTION)	47	58	63	61	47	44	49	263	281
NARCOTIC DRUG LAWS	1,886	2,198	1,438	2,119	2,002	2,007	1,907	7,878	5,770
GAMBLING	1	0	1	1	3	0	0	4	5
OFFENSES AGAINST FAMILY	160	210	167	186	195	240	240	1,228	1,221
DRIVING UNDER INFLUENCE	653	874	994	1,186	1,249	1,204	1,163	4,807	3,670
LIQUOR LAWS	418	486	474	300	199	216	200	789	650
DRUNKENNESS	756	1,093	1,147	1,370	1,303	1,239	1,142	4,647	3,530
DISORDERLY CONDUCT	471	507	522	570	530	478	478	1,843	1,337
ALL OTHER OFFENSES (EXCEPT TRAFFIC)	1,322	1,846	2,096	2,244	2,415	2,357	2,721	12,248	9,490
CURFEW & LOITERING LAWS	4	3	5	1	4	5	3	12	10
RUNAWAYS	27	2	1	1	1	2	4	11	3
TOTAL PART II CRIME ARRESTS	7,042	9,161	8,844	9,976	10,006	9,938	9,967	43,342	34,508

TOTAL CRIME ARRESTS	8,591	10,683	9,996	11,012	11,010	10,954	10,896	46,398	37,384
----------------------------	--------------	---------------	--------------	---------------	---------------	---------------	---------------	---------------	---------------

2005 TOTAL ARRESTS BY AGE – ADULT

PART I CRIME ARRESTS	35-39	40-44	45-49	50-54	55-59	60-64	65 & OVER	UNK	TOTAL ADULT
MURDER	41	41	31	15	9	3	9	0	332
FORCIBLE RAPE	50	41	32	10	10	10	3	82	458
ROBBERY	126	88	60	17	7	2	3	51	1,311
AGGRAVATED ASSAULT	337	329	184	132	71	21	31	143	2,974
BURGLARY	393	318	176	60	32	18	12	33	4,032
LARCENY-THEFT (EXCEPT AUTO)	1,496	1,384	991	478	259	93	91	1,102	13,160
AUTO THEFT	92	72	42	24	9	5	6	3	898
ARSON	15	34	25	7	5	0	8	2	249
TOTAL PART I CRIME ARRESTS	2,550	2,307	1,541	743	402	152	163	1,416	23,414

PART II CRIME ARRESTS	35-39	40-44	45-49	50-54	55-59	60-64	65 & OVER	UNK	TOTAL ADULT
MANSLAUGHTER BY NEGLIGENCE	1	4	2	3	1	0	2	22	56
OTHER ASSAULTS	2,379	2,108	1,337	705	364	179	282	903	18,400
FORGERY & COUNTERFEITING	791	485	330	205	86	13	12	361	5,949
FRAUD	2,820	2,214	1,461	783	443	174	272	1,076	20,481
EMBEZZLEMENT	53	67	36	21	7	7	42	9	461
STOLEN PROPERTY; BUYING, RECEIVING, POSSESSION	313	286	204	127	45	17	9	456	3,899
VANDALISM	303	257	139	95	23	12	20	411	3,190
WEAPONS: CARRYING, POSSESSION, ETC.	246	240	188	170	45	39	30	281	2,693
PROSTITUTION & COMMERCIALIZED VICE	113	132	65	39	16	7	1	57	788
SEX OFFENSES (EXCEPT FORCIBLE RAPE & PROSTITUTION)	449	1,035	250	107	93	56	75	543	3,521
NARCOTIC DRUG LAWS	5,130	4,716	3,410	1,584	729	291	305	847	44,217
GAMBLING	9	6	7	7	3	6	4	0	57
OFFENSES AGAINST FAMILY	1,093	735	412	162	72	33	39	27	6,420
DRIVING UNDER INFLUENCE	3,282	3,539	2,593	1,566	838	415	313	117	28,463
LIQUOR LAWS	588	705	563	358	154	80	69	56	6,305
DRUNKENNESS	3,441	3,790	3,019	1,729	810	353	266	205	29,840
DISORDERLY CONDUCT	1,245	1,153	774	416	210	120	69	124	10,847
ALL OTHER OFFENSES (EXCEPT TRAFFIC)	7,911	6,934	4,641	2,285	1,098	502	422	571	61,103
CURFEW & LOITERING LAWS	16	13	6	5	4	2	2	0	95
RUNAWAYS	5	2	3	0	0	1	0	2	65
TOTAL PART II CRIME ARRESTS	30,188	28,421	19,440	10,367	5,041	2,307	2,234	6,068	246,850

TOTAL CRIME ARRESTS	32,738	30,728	20,981	11,110	5,443	2,459	2,397	7,484	270,264
----------------------------	---------------	---------------	---------------	---------------	--------------	--------------	--------------	--------------	----------------

2005 TOTAL ARRESTS BY SEX

PART I CRIME ARRESTS	PERSONS ARRESTED					
	MALE	%	FEMALE	%	UNK	%
MURDER	316	90.0%	35	10.0%	0	0.0%
FORCIBLE RAPE	484	88.5%	59	10.8%	4	0.7%
ROBBERY	1,429	84.5%	254	15.0%	8	0.5%
AGGRAVATED ASSAULT	2,798	78.3%	752	21.0%	23	0.7%
BURGLARY	4,275	86.9%	637	13.0%	5	0.1%
LARCENY-THEFT (EXCEPT AUTO)	9,256	59.0%	6,406	40.8%	27	0.2%
AUTO THEFT	909	76.3%	283	23.7%	0	0.0%
ARSON	247	82.9%	46	15.4%	5	1.7%
TOTAL PART I CRIME ARRESTS	19,714	69.8%	8,472	30.0%	72	0.2%

PART II CRIME ARRESTS	MALE	%	FEMALE	%	UNK	%
MANSLAUGHTER BY NEGLIGENCE	46	75.4%	15	24.6%	0	0.0%
OTHER ASSAULTS	15,051	77.2%	4,418	22.6%	33	0.2%
FORGERY/COUNTERFEITING	3,151	52.7%	2,832	47.3%	1	0.0%
FRAUD	9,892	48.1%	10,621	51.6%	58	0.3%
EMBEZZLEMENT	296	64.1%	165	35.7%	1	0.2%
STOLEN PROPERTY; BUYING, RECEIVING, POSSESSION	3,395	81.5%	772	18.5%	1	0.0%
VANDALISM	3,149	84.6%	566	15.2%	9	0.2%
WEAPONS: CARRYING, POSSESSION, ETC.	2,410	87.7%	257	9.3%	81	3.0%
PROSTITUTION & COMM. VICE	276	34.7%	518	65.2%	1	0.1%
SEX OFFENSES	3,535	94.7%	196	5.2%	4	0.1%
NARCOTIC DRUG LAWS	35,298	75.6%	11,312	24.2%	69	0.2%
GAMBLING	43	75.4%	14	24.6%	0	0.0%
OFF. AGAINST FAM/CHILDREN	5,075	78.2%	1,408	21.7%	6	0.1%
DRIVING UNDER INFLUENCE	23,447	81.4%	5,322	18.5%	16	0.1%
LIQUOR LAWS	5,482	82.8%	1,121	16.9%	16	0.3%
DRUNKENNESS	25,209	82.8%	5,207	16.9%	32	0.3%
DISORDERLY CONDUCT	8,879	73.6%	3,165	26.2%	21	0.2%
ALL OTHER OFFENSES (EXCEPT TRAFFIC)	47,936	75.1%	15,801	24.8%	96	0.1%
CURFEW & LOITERING LAWS	158	68.1%	74	31.9%	0	0.0%
RUNAWAYS	148	50.8%	141	48.5%	2	0.7%
TOTAL PART II CRIME ARRESTS	192,876	75.0%	63,925	24.8%	447	0.2%

TOTAL CRIME ARRESTS	212,590	74.5%	72,397	25.3%	519	0.2%
----------------------------	----------------	--------------	---------------	--------------	------------	-------------

*Percentages shown in Total categories are not intended to reflect column totals.
Percentages reflect the sex of the individual arrested for each offense type.

2005 TOTAL ARRESTS BY RACE

PART I CRIME ARRESTS	WHITE	BLACK	AMERICAN INDIAN OR ALASKAN NATIVE	ASIAN OR PACIFIC ISLANDER	UNKNOWN
MURDER	275	75	0	0	1
FORCIBLE RAPE	454	81	0	7	5
ROBBERY	851	814	0	5	21
AGGRAVATED ASSAULT	2,521	983	2	22	45
BURGLARY	3,912	948	1	15	41
LARCENY-THEFT (EXCEPT AUTO)	12,271	3,168	2	139	109
AUTO THEFT	887	299	0	0	6
ARSON	266	27	0	0	5
TOTAL PART I CRIME ARRESTS	21,437	6,395	5	188	233

PART II CRIME ARRESTS	WHITE	BLACK	AMERICAN INDIAN OR ALASKAN NATIVE	ASIAN OR PACIFIC ISLANDER	UNKNOWN
MANSLAUGHTER BY NEGLIGENCE	54	7	0	0	0
OTHER ASSAULTS	15,998	3,289	6	83	126
FORGERY & COUNTERFEITING	5,186	688	8	46	56
FRAUD	17,600	2,569	2	26	374
EMBEZZLEMENT	415	44	0	0	3
STOLEN PROPERTY: BUYING, RECEIVING, POSSESSION	3,133	1,002	1	17	15
VANDALISM	3,145	543	1	6	29
WEAPONS: CARRYING, POSSESSION, ETC.	1,948	690	3	11	96
PROSTITUTION & COMMERCIAL VICE	517	240	2	30	6
SEX OFFENSES	3,536	171	0	9	19
NARCOTIC DRUG LAWS	36,942	9,342	9	63	323
GAMBLING	53	4	0	0	0
OFFENSES AGAINST FAMILY	5,176	1,240	2	8	63
DRIVING UNDER INFLUENCE	26,033	2,183	42	388	139
LIQUOR LAWS	5,840	721	2	8	48
DRUNKENNESS	26,333	3,089	21	741	264
DISORDERLY CONDUCT	9,374	2,510	10	58	113
ALL OTHER OFFENSES (EXCEPT TRAFFIC)	50,511	12,532	30	178	582
CURFEW & LOITERING LAWS	169	62	0	1	0
RUNAWAYS	213	75	0	0	3
TOTAL PART II CRIME ARRESTS	212,176	41,001	139	1,673	2,259

TOTAL CRIME ARRESTS	233,613	47,396	144	1,861	2,492
----------------------------	----------------	---------------	------------	--------------	--------------

2005 TOTAL ARRESTS BY COUNTY-ADULT AND JUVENILE

PART I CRIMES	ADAIR				ALLEN				ANDERSON			
	ADULT	JUV	UNK	TOTAL	ADULT	JUV	UNK	TOTAL	ADULT	JUV	UNK	TOTAL
MURDER	1	0	0	1	4	0	0	4	1	0	0	1
FORCIBLE RAPE	8	0	0	8	3	0	0	3	0	0	0	0
ROBBERY	0	0	0	0	0	0	0	0	2	0	0	2
AGGRAVATED ASSAULT	12	1	0	13	20	0	0	20	10	0	0	10
BURGLARY	9	5	0	14	12	7	0	19	18	0	0	18
LARCENY-THEFT	8	0	0	8	36	14	0	50	99	1	2	102
AUTO THEFT	4	3	0	7	4	2	0	6	2	0	0	2
ARSON	0	0	0	0	3	0	0	3	0	0	0	0
TOTAL FOR PART I CRIMES	42	9	0	51	82	23	0	105	132	1	2	135

PART II CRIMES												
MANSLAUGHTER BY NEGLIGENCE	0	0	0	0	0	0	0	0	0	0	0	0
OTHER ASSAULTS	29	2	1	32	149	5	1	155	118	1	3	122
FORGERY & COUNTERFEITING	5	0	0	5	10	0	0	10	81	0	2	83
FRAUD	25	0	1	26	36	0	1	37	344	0	63	407
EMBEZZLEMENT	0	0	0	0	0	0	0	0	5	0	0	5
STOLEN PROPERTY: BUYING, RECEIVING, POSSESSION	0	1	0	1	21	3	0	24	10	0	0	10
VANDALISM	8	1	0	9	19	11	0	30	13	0	0	13
WEAPONS: CARRYING, POSSESSION, ETC.	7	1	0	8	21	0	0	21	12	0	0	12
PROSTITUTION & COMMERCIALIZED VICE	0	0	0	0	0	0	0	0	0	0	0	0
SEX OFFENSES (EXCEPT RAPE & PROSTITUTION)	16	3	0	19	15	6	0	21	23	0	2	25
NARCOTIC DRUG LAWS	63	2	0	65	337	6	2	345	155	1	1	157
GAMBLING	0	0	0	0	0	0	0	0	0	0	0	0
OFFENSES AGAINST FAMILY	3	0	0	3	35	0	0	35	59	0	1	60
DRIVING UNDER THE INFLUENCE	55	1	1	57	109	1	0	110	147	1	1	149
LIQUOR LAWS	17	0	0	17	31	1	0	32	43	0	1	44
DRUNKENNESS	21	1	2	24	87	1	1	89	108	1	1	110
DISORDERLY CONDUCT	21	1	0	22	31	0	0	31	44	4	1	49
ALL OTHER OFFENSES (EXCEPT TRAFFIC)	178	12	10	200	451	7	2	460	377	2	10	389
CURFEW & LOITERING LAW VIOLATIONS	2	0	0	2	0	0	0	0	0	0	0	0
RUNAWAYS	0	0	0	0	0	0	0	0	0	0	0	0
TOTAL FOR PART II CRIMES	450	25	15	490	1,352	41	7	1,400	1,539	10	86	1,635

TOTAL CRIMES	492	34	15	541	1,434	64	7	1,505	1,671	11	88	1,770
---------------------	-----	----	----	-----	-------	----	---	-------	-------	----	----	-------

2005 TOTAL ARRESTS BY COUNTY-ADULT AND JUVENILE

PART I CRIMES	BALLARD				BARREN				BATH			
	ADULT	JUV	UNK	TOTAL	ADULT	JUV	UNK	TOTAL	ADULT	JUV	UNK	TOTAL
MURDER	0	0	0	0	10	1	0	11	2	0	0	2
FORCIBLE RAPE	1	0	0	1	1	4	0	5	2	0	0	2
ROBBERY	0	0	0	0	7	1	0	8	1	0	0	1
AGGRAVATED ASSAULT	1	0	0	1	37	1	0	38	4	0	0	4
BURGLARY	0	0	0	0	43	0	0	43	12	1	1	14
LARCENY-THEFT	1	0	0	1	98	0	0	98	9	1	0	10
AUTO THEFT	0	0	0	0	9	0	0	9	1	3	0	4
ARSON	0	0	0	0	0	0	0	0	0	2	0	2
TOTAL FOR PART I CRIMES	3	0	0	3	205	7	0	212	31	7	1	39

PART II CRIMES												
MANSLAUGHTER BY NEGLIGENCE	0	0	0	0	0	0	0	0	0	0	0	0
OTHER ASSAULTS	6	1	0	7	337	4	1	342	32	4	0	36
FORGERY & COUNTERFEITING	0	0	0	0	80	0	0	80	5	0	0	5
FRAUD	7	0	2	9	194	0	10	204	26	0	0	26
EMBEZZLEMENT	0	0	0	0	1	0	0	1	0	0	0	0
STOLEN PROPERTY: BUYING, RECEIVING, POSSESSION	0	0	0	0	42	0	0	42	4	0	0	4
VANDALISM	0	0	0	0	59	0	0	59	1	4	0	5
WEAPONS: CARRYING, POSSESSION, ETC.	1	0	0	1	32	0	0	32	3	0	0	3
PROSTITUTION & COMMERCIALIZED VICE	0	0	0	0	1	0	0	1	0	0	0	0
SEX OFFENSES (EXCEPT RAPE & PROSTITUTION)	4	0	0	4	19	0	0	19	7	3	0	10
NARCOTIC DRUG LAWS	31	2	0	33	939	0	4	943	28	4	0	32
GAMBLING	0	0	0	0	0	0	0	0	0	0	0	0
OFFENSES AGAINST FAMILY	2	0	0	2	114	0	0	114	11	0	0	11
DRIVING UNDER THE INFLUENCE	16	0	1	17	267	3	1	271	32	0	0	32
LIQUOR LAWS	7	0	0	7	59	0	0	59	18	0	0	18
DRUNKENNESS	6	0	0	6	274	0	2	276	18	1	0	19
DISORDERLY CONDUCT	0	1	0	1	195	2	1	198	3	1	0	4
ALL OTHER OFFENSES (EXCEPT TRAFFIC)	56	1	2	59	844	5	4	853	165	1	1	167
CURFEW & LOITERING LAW VIOLATIONS	0	0	0	0	0	0	0	0	0	0	0	0
RUNAWAYS	0	0	0	0	0	1	0	1	0	0	0	0
TOTAL FOR PART II CRIMES	136	5	5	146	3,457	15	23	3,495	353	18	1	372

TOTAL CRIMES	139	5	5	149	3,662	22	23	3,707	384	25	2	411
---------------------	------------	----------	----------	------------	--------------	-----------	-----------	--------------	------------	-----------	----------	------------

2005 TOTAL ARRESTS BY COUNTY-ADULT AND JUVENILE

PART I CRIMES	BELL				BOONE				BOURBON			
	ADULT	JUV	UNK	TOTAL	ADULT	JUV	UNK	TOTAL	ADULT	JUV	UNK	TOTAL
MURDER	1	0	0	1	0	0	0	0	1	0	0	1
FORCIBLE RAPE	0	0	0	0	5	2	0	7	0	0	0	0
ROBBERY	2	0	0	2	8	4	0	12	14	0	0	14
AGGRAVATED ASSAULT	15	0	0	15	20	21	0	41	16	1	0	17
BURGLARY	4	0	0	4	3	6	0	9	20	2	1	23
LARCENY-THEFT	11	0	0	11	141	55	0	196	38	0	0	38
AUTO THEFT	2	0	0	2	7	2	0	9	4	0	2	6
ARSON	1	0	0	1	0	0	0	0	3	0	0	3
TOTAL FOR PART I CRIMES	36	0	0	36	184	90	0	274	96	3	3	102

PART II CRIMES												
MANSLAUGHTER BY NEGLIGENCE	0	0	0	0	0	0	0	0	1	0	0	1
OTHER ASSAULTS	48	1	2	51	154	70	0	224	120	0	1	121
FORGERY & COUNTERFEITING	31	1	0	32	40	6	0	46	118	0	0	118
FRAUD	20	0	1	21	172	7	13	192	31	0	1	32
EMBEZZLEMENT	0	0	0	0	5	0	0	5	2	0	0	2
STOLEN PROPERTY: BUYING, RECEIVING, POSSESSION	15	0	3	18	86	22	0	108	43	0	0	43
VANDALISM	12	0	0	12	173	33	0	206	6	0	1	7
WEAPONS: CARRYING, POSSESSION, ETC.	9	0	0	9	85	6	0	91	22	0	0	22
PROSTITUTION & COMMERCIALIZED VICE	0	0	0	0	10	0	0	10	1	0	0	1
SEX OFFENSES (EXCEPT RAPE & PROSTITUTION)	5	0	0	5	75	4	2	81	9	0	0	9
NARCOTIC DRUG LAWS	153	3	6	162	1,809	166	0	1,975	385	3	1	389
GAMBLING	1	0	0	1	4	0	0	4	0	0	0	0
OFFENSES AGAINST FAMILY	10	0	0	10	378	0	1	379	35	0	0	35
DRIVING UNDER THE INFLUENCE	241	2	3	246	710	7	0	717	225	2	2	229
LIQUOR LAWS	26	0	0	26	232	60	0	292	43	0	0	43
DRUNKENNESS	95	1	2	98	640	26	0	666	251	1	4	256
DISORDERLY CONDUCT	47	0	2	49	281	111	1	393	88	2	0	90
ALL OTHER OFFENSES (EXCEPT TRAFFIC)	696	2	42	740	2,044	64	3	2,111	291	1	5	297
CURFEW & LOITERING LAW VIOLATIONS	0	0	0	0	70	35	0	105	0	0	0	0
RUNAWAYS	0	0	0	0	36	12	0	48	0	0	0	0
TOTAL FOR PART II CRIMES	1,409	10	61	1,480	7,004	629	20	7,653	1,671	9	15	1,695

TOTAL CRIMES	1,445	10	61	1,516	7,188	719	20	7,927	1,767	12	18	1,797
---------------------	-------	----	----	-------	-------	-----	----	-------	-------	----	----	-------

2005 TOTAL ARRESTS BY COUNTY-ADULT AND JUVENILE

PART I CRIMES	BOYD				BOYLE				BRACKEN			
	ADULT	JUV	UNK	TOTAL	ADULT	JUV	UNK	TOTAL	ADULT	JUV	UNK	TOTAL
MURDER	3	0	0	3	0	1	0	1	0	0	0	0
FORCIBLE RAPE	5	0	0	5	1	0	0	1	0	0	0	0
ROBBERY	21	0	0	21	13	3	0	16	0	0	0	0
AGGRAVATED ASSAULT	57	1	0	58	22	0	0	22	2	0	0	2
BURGLARY	91	17	1	109	21	4	2	27	2	0	0	2
LARCENY-THEFT	200	43	2	245	102	11	5	118	3	0	1	4
AUTO THEFT	17	0	1	18	7	0	0	7	0	0	0	0
ARSON	2	0	0	2	1	1	1	3	0	0	0	0
TOTAL FOR PART I CRIMES	396	61	4	461	167	20	8	195	7	0	1	8

PART II CRIMES												
MANSLAUGHTER BY NEGLIGENCE	0	0	0	0	1	0	0	1	2	0	0	2
OTHER ASSAULTS	151	24	1	176	148	11	0	159	19	1	0	20
FORGERY & COUNTERFEITING	46	0	1	47	62	0	3	65	3	0	0	3
FRAUD	222	0	2	224	239	0	39	278	2	0	0	2
EMBEZZLEMENT	3	0	0	3	1	0	0	1	1	0	0	1
STOLEN PROPERTY: BUYING, RECEIVING, POSSESSION	62	4	0	66	24	1	2	27	1	0	0	1
VANDALISM	19	2	0	21	32	8	0	40	1	2	0	3
WEAPONS: CARRYING,	17	0	0	17	11	1	0	12	3	0	0	3
PROSTITUTION & COMMERCIALIZED VICE	0	0	0	0	0	0	0	0	0	0	0	0
SEX OFFENSES (EXCEPT RAPE & PROSTITUTION)	18	1	0	19	10	0	0	10	0	7	0	7
NARCOTIC DRUG LAWS	450	16	0	466	334	12	2	348	20	1	1	22
GAMBLING	0	0	0	0	0	0	0	0	0	0	0	0
OFFENSES AGAINST FAMILY	65	1	0	66	61	0	0	61	4	0	1	5
DRIVING UNDER THE INFLUENCE	352	2	2	356	234	2	3	239	19	0	0	19
LIQUOR LAWS	22	0	0	22	39	2	0	41	3	0	0	3
DRUNKENNESS	349	11	0	360	115	2	4	121	16	0	2	18
DISORDERLY CONDUCT	82	3	0	85	69	3	1	73	15	0	3	18
ALL OTHER OFFENSES (EXCEPT TRAFFIC)	678	36	3	717	474	3	9	486	72	1	2	75
CURFEW & LOITERING LAW VIOLATIONS	1	0	0	1	0	0	0	0	0	0	0	0
RUNAWAYS	0	1	0	1	0	0	0	0	0	0	0	0
TOTAL FOR PART II CRIMES	2,537	101	9	2,647	1,854	45	63	1,962	181	12	9	202

TOTAL CRIMES	2,933	162	13	3,108	2,021	65	71	2,157	188	12	10	210
---------------------	-------	-----	----	-------	-------	----	----	-------	-----	----	----	-----

2005 TOTAL ARRESTS BY COUNTY-ADULT AND JUVENILE

PART I CRIMES	BREATHITT				BRECKINRIDGE				BULLITT			
	ADULT	JUV	UNK	TOTAL	ADULT	JUV	UNK	TOTAL	ADULT	JUV	UNK	TOTAL
MURDER	1	0	0	1	2	0	0	2	1	0	0	1
FORCIBLE RAPE	0	0	0	0	3	0	0	3	7	2	0	9
ROBBERY	1	0	0	1	1	0	0	1	22	3	0	25
AGGRAVATED ASSAULT	9	0	0	9	9	0	0	9	40	7	1	48
BURGLARY	20	0	0	20	18	3	0	21	67	20	0	87
LARCENY-THEFT	58	1	0	59	22	0	1	23	179	12	1	192
AUTO THEFT	2	0	0	2	1	0	1	2	34	10	0	44
ARSON	3	0	0	3	0	0	0	0	4	0	0	4
TOTAL FOR PART I CRIMES	94	1	0	95	56	3	2	61	354	54	2	410

PART II CRIMES												
MANSLAUGHTER BY NEGLIGENCE	1	0	0	1	0	0	0	0	0	0	0	0
OTHER ASSAULTS	88	7	0	95	85	7	3	95	390	19	7	416
FORGERY & COUNTERFEITING	21	0	0	21	17	0	1	18	75	0	0	75
FRAUD	17	0	0	17	333	0	76	409	493	2	15	510
EMBEZZLEMENT	1	0	0	1	7	0	0	7	5	0	0	5
STOLEN PROPERTY: BUYING, RECEIVING, POSSESSION	5	0	0	5	5	0	0	5	65	12	1	78
VANDALISM	5	0	0	5	13	2	3	18	110	20	0	130
WEAPONS: CARRYING, POSSESSION, ETC.	6	0	0	6	5	0	0	5	50	5	1	56
PROSTITUTION & COMMERCIALIZED VICE	0	0	0	0	0	0	0	0	7	0	0	7
SEX OFFENSES (EXCEPT RAPE & PROSTITUTION)	4	0	0	4	11	0	1	12	18	1	1	20
NARCOTIC DRUG LAWS	132	1	9	142	150	0	4	154	622	24	11	657
GAMBLING	0	0	0	0	0	0	0	0	0	0	0	0
OFFENSES AGAINST FAMILY	28	0	0	28	41	0	3	44	87	0	1	88
DRIVING UNDER THE INFLUENCE	131	1	1	133	65	1	2	68	427	3	3	433
LIQUOR LAWS	12	0	2	14	13	0	0	13	94	4	2	100
DRUNKENNESS	146	6	0	152	42	0	1	43	432	22	6	460
DISORDERLY CONDUCT	53	2	0	55	25	0	1	26	272	12	13	297
ALL OTHER OFFENSES (EXCEPT TRAFFIC)	205	1	5	211	169	1	6	176	1,046	22	23	1,091
CURFEW & LOITERING LAW VIOLATIONS	0	0	0	0	0	0	0	0	0	0	0	0
RUNAWAYS	0	1	0	1	0	0	0	0	0	0	0	0
TOTAL FOR PART II CRIMES	855	19	17	891	981	11	101	1,093	4,193	146	84	4,423

TOTAL CRIMES	949	20	17	986	1,037	14	103	1,154	4,547	200	86	4,833
---------------------	------------	-----------	-----------	------------	--------------	-----------	------------	--------------	--------------	------------	-----------	--------------

2005 TOTAL ARRESTS BY COUNTY-ADULT AND JUVENILE

PART I CRIMES	BUTLER				CALDWELL				CALLOWAY			
	ADULT	JUV	UNK	TOTAL	ADULT	JUV	UNK	TOTAL	ADULT	JUV	UNK	TOTAL
MURDER	2	0	0	2	2	0	0	2	2	0	0	2
FORCIBLE RAPE	10	0	0	10	1	0	0	1	6	0	0	6
ROBBERY	2	0	0	2	4	0	0	4	13	5	0	18
AGGRAVATED ASSAULT	11	1	0	12	14	3	0	17	32	8	0	40
BURGLARY	8	5	4	17	5	2	0	7	61	3	0	64
LARCENY-THEFT	17	1	2	20	44	26	0	70	203	15	2	220
AUTO THEFT	1	1	0	2	3	0	0	3	15	6	2	23
ARSON	1	0	0	1	4	0	0	4	2	0	0	2
TOTAL FOR PART I CRIMES	52	8	6	66	77	31	0	108	334	37	4	375

PART II CRIMES												
MANSLAUGHTER BY NEGLIGENCE	0	0	0	0	0	0	0	0	3	0	0	3
OTHER ASSAULTS	60	6	3	69	69	8	1	78	256	6	0	262
FORGERY & COUNTERFEITING	24	0	0	24	44	1	2	47	106	2	0	108
FRAUD	11	0	2	13	159	0	35	194	966	0	7	973
EMBEZZLEMENT	0	0	0	0	1	0	0	1	12	0	0	12
STOLEN PROPERTY: BUYING, RECEIVING, POSSESSION	16	0	0	16	11	4	0	15	52	1	0	53
VANDALISM	19	2	0	21	8	5	0	13	35	0	0	35
WEAPONS: CARRYING, POSSESSION, ETC.	13	0	0	13	7	1	0	8	45	0	0	45
PROSTITUTION & COMMERCIALIZED VICE	0	0	0	0	0	0	0	0	0	0	0	0
SEX OFFENSES (EXCEPT RAPE & PROSTITUTION)	42	0	0	42	13	2	1	16	29	3	0	32
NARCOTIC DRUG LAWS	242	5	3	250	135	20	1	156	537	9	3	549
GAMBLING	0	0	0	0	0	0	0	0	1	0	0	1
OFFENSES AGAINST FAMILY	53	0	1	54	44	0	5	49	103	1	0	104
DRIVING UNDER THE INFLUENCE	131	2	5	138	53	1	1	55	425	3	0	428
LIQUOR LAWS	51	1	3	55	23	2	0	25	69	4	0	73
DRUNKENNESS	98	4	5	107	51	1	0	52	149	0	1	150
DISORDERLY CONDUCT	45	2	0	47	23	5	0	28	70	1	0	71
ALL OTHER OFFENSES (EXCEPT TRAFFIC)	124	14	3	141	123	5	11	139	1,022	6	1	1,029
CURFEW & LOITERING LAW VIOLATIONS	0	0	0	0	0	0	0	0	0	0	0	0
RUNAWAYS	0	0	0	0	0	0	0	0	0	2	0	2
TOTAL FOR PART II CRIMES	929	36	25	990	764	55	57	876	3,880	38	12	3,930

TOTAL CRIMES	981	44	31	1,056	841	86	57	984	4,214	75	16	4,305
---------------------	-----	----	----	-------	-----	----	----	-----	-------	----	----	-------

2005 TOTAL ARRESTS BY COUNTY-ADULT AND JUVENILE

PART I CRIMES	CAMPBELL				CARLISLE				CARROLL			
	ADULT	JUV	UNK	TOTAL	ADULT	JUV	UNK	TOTAL	ADULT	JUV	UNK	TOTAL
MURDER	9	2	0	11	1	0	0	1	1	1	0	2
FORCIBLE RAPE	8	7	0	15	1	0	0	1	0	0	0	0
ROBBERY	28	25	0	53	0	0	0	0	3	2	0	5
AGGRAVATED ASSAULT	38	22	1	61	0	0	0	0	8	7	0	15
BURGLARY	77	39	1	117	1	0	0	1	5	2	0	7
LARCENY-THEFT	312	63	1	376	8	0	3	11	22	9	0	31
AUTO THEFT	13	10	0	23	0	0	0	0	2	0	0	2
ARSON	10	5	0	15	0	0	0	0	0	0	0	0
TOTAL FOR PART I CRIMES	495	173	3	671	11	0	3	14	41	21	0	62

PART II CRIMES												
MANSLAUGHTER BY NEGLIGENCE	1	0	0	1	0	0	0	0	2	0	0	2
OTHER ASSAULTS	427	85	2	514	23	2	4	29	44	9	0	53
FORGERY & COUNTERFEITING	88	13	0	101	0	0	0	0	5	3	0	8
FRAUD	181	16	0	197	9	0	17	26	13	3	0	16
EMBEZZLEMENT	0	0	0	0	0	0	0	0	1	0	0	1
STOLEN PROPERTY: BUYING, RECEIVING, POSSESSION	109	54	0	163	2	0	0	2	12	0	0	12
VANDALISM	54	101	1	156	4	2	0	6	13	5	0	18
WEAPONS: CARRYING, POSSESSION, ETC.	64	21	0	85	2	0	0	2	4	1	0	5
PROSTITUTION & COMMERCIALIZED VICE	52	54	0	106	0	0	0	0	0	0	0	0
SEX OFFENSES (EXCEPT RAPE & PROSTITUTION)	17	4	0	21	0	0	0	0	8	0	0	8
NARCOTIC DRUG LAWS	1,220	208	4	1,432	93	2	3	98	192	22	0	214
GAMBLING	0	0	0	0	0	0	0	0	0	0	0	0
OFFENSES AGAINST FAMILY	161	14	0	175	7	0	2	9	10	1	0	11
DRIVING UNDER THE INFLUENCE	699	22	1	722	24	0	1	25	165	9	0	174
LIQUOR LAWS	225	22	2	249	6	0	0	6	58	1	0	59
DRUNKENNESS	1,137	45	7	1,189	6	0	0	6	143	1	0	144
DISORDERLY CONDUCT	696	123	8	827	3	0	6	9	19	2	0	21
ALL OTHER OFFENSES (EXCEPT TRAFFIC)	1,903	333	5	2,241	37	2	1	40	540	2	8	550
CURFEW & LOITERING LAW VIOLATIONS	0	2	0	2	0	0	0	0	0	0	0	0
RUNAWAYS	4	22	0	26	0	0	0	0	0	0	0	0
TOTAL FOR PART II CRIMES	7,038	1,139	30	8,207	216	8	34	258	1,229	59	8	1,296

TOTAL CRIMES	7,533	1,312	33	8,878	227	8	37	272	1,270	80	8	1,358
---------------------	-------	-------	----	-------	-----	---	----	-----	-------	----	---	-------

2005 TOTAL ARRESTS BY COUNTY-ADULT AND JUVENILE

PART I CRIMES	CARTER				CASEY				CHRISTIAN			
	ADULT	JUV	UNK	TOTAL	ADULT	JUV	UNK	TOTAL	ADULT	JUV	UNK	TOTAL
MURDER	1	0	0	1	0	0	0	0	28	4	0	32
FORCIBLE RAPE	5	0	0	5	2	0	0	2	11	1	0	12
ROBBERY	1	0	0	1	0	0	0	0	62	16	0	78
AGGRAVATED ASSAULT	5	0	0	5	3	0	0	3	145	40	1	186
BURGLARY	7	3	0	10	0	0	0	0	183	43	0	226
LARCENY-THEFT	11	3	0	14	0	0	0	0	323	85	2	410
AUTO THEFT	3	0	0	3	0	0	0	0	44	17	0	61
ARSON	5	0	0	5	1	0	0	1	5	5	0	10
TOTAL FOR PART I CRIMES	38	6	0	44	6	0	0	6	801	211	3	1,015

PART II CRIMES												
MANSLAUGHTER BY NEGLIGENCE	1	0	0	1	0	0	0	0	1	5	0	6
OTHER ASSAULTS	44	0	0	44	11	0	0	11	1,031	115	4	1,150
FORGERY & COUNTERFEITING	2	0	0	2	7	1	0	8	296	12	1	309
FRAUD	13	0	0	13	4	0	1	5	1,160	4	5	1,169
EMBEZZLEMENT	1	0	0	1	0	0	0	0	18	0	0	18
STOLEN PROPERTY: BUYING, RECEIVING, POSSESSION	13	0	0	13	3	0	0	3	136	16	0	152
VANDALISM	5	2	0	7	3	0	0	3	157	22	2	181
WEAPONS: CARRYING, POSSESSION, ETC.	16	0	0	16	6	0	0	6	168	2	0	170
PROSTITUTION & COMMERCIALIZED VICE	0	0	0	0	0	0	0	0	0	0	0	0
SEX OFFENSES (EXCEPT RAPE & PROSTITUTION)	14	0	0	14	5	0	0	5	114	22	3	139
NARCOTIC DRUG LAWS	145	4	3	152	78	6	5	89	1,451	58	5	1,514
GAMBLING	0	0	0	0	0	0	0	0	1	0	0	1
OFFENSES AGAINST FAMILY	9	0	0	9	5	0	0	5	708	3	0	711
DRIVING UNDER THE INFLUENCE	163	2	0	165	97	2	5	104	767	5	5	777
LIQUOR LAWS	47	0	0	47	20	0	1	21	189	6	1	196
DRUNKENNESS	51	0	1	52	38	0	1	39	697	12	3	712
DISORDERLY CONDUCT	21	0	0	21	13	0	1	14	449	95	1	545
ALL OTHER OFFENSES (EXCEPT TRAFFIC)	128	0	0	128	88	0	1	89	2,193	188	6	2,387
CURFEW & LOITERING LAW VIOLATIONS	0	0	0	0	0	0	0	0	0	0	0	0
RUNAWAYS	0	0	0	0	0	0	0	0	0	0	0	0
TOTAL FOR PART II CRIMES	673	8	4	685	378	9	15	402	9,536	565	36	10,137

TOTAL CRIMES	711	14	4	729	384	9	15	408	10,337	776	39	11,152
---------------------	-----	----	---	-----	-----	---	----	-----	--------	-----	----	--------

2005 TOTAL ARRESTS BY COUNTY-ADULT AND JUVENILE

PART I CRIMES	CLARK				CLAY				CLINTON			
	ADULT	JUV	UNK	TOTAL	ADULT	JUV	UNK	TOTAL	ADULT	JUV	UNK	TOTAL
MURDER	0	0	0	0	8	0	0	8	1	0	0	1
FORCIBLE RAPE	3	0	0	3	2	0	0	2	0	0	0	0
ROBBERY	7	0	0	7	15	0	0	15	4	0	0	4
AGGRAVATED ASSAULT	13	0	0	13	29	2	0	31	4	0	0	4
BURGLARY	19	0	1	20	57	0	2	59	1	0	0	1
LARCENY-THEFT	114	4	5	123	172	9	2	183	11	0	0	11
AUTO THEFT	5	0	0	5	6	0	0	6	2	0	0	2
ARSON	2	0	0	2	5	0	0	5	0	0	0	0
TOTAL FOR PART I CRIMES	163	4	6	173	294	11	4	309	23	0	0	23

PART II CRIMES												
MANSLAUGHTER BY NEGLIGENCE	0	0	0	0	1	0	0	1	0	0	0	0
OTHER ASSAULTS	118	2	4	124	365	15	14	394	40	0	0	40
FORGERY & COUNTERFEITING	60	0	1	61	26	0	0	26	32	0	0	32
FRAUD	150	0	11	161	54	2	1	57	5	0	0	5
EMBEZZLEMENT	9	0	0	9	9	0	0	9	0	0	0	0
STOLEN PROPERTY: BUYING, RECEIVING, POSSESSION	32	0	0	32	37	2	0	39	4	0	0	4
VANDALISM	30	0	2	32	58	5	5	68	4	0	0	4
WEAPONS: CARRYING, POSSESSION, ETC.	11	0	0	11	28	0	0	28	3	0	0	3
PROSTITUTION & COMMERCIALIZED VICE	0	0	0	0	4	0	0	4	0	0	0	0
SEX OFFENSES (EXCEPT RAPE & PROSTITUTION)	16	0	1	17	7	1	2	10	5	1	0	6
NARCOTIC DRUG LAWS	416	0	0	416	694	14	1	709	110	1	0	111
GAMBLING	0	0	0	0	0	0	0	0	0	0	0	0
OFFENSES AGAINST FAMILY	77	0	1	78	75	4	1	80	8	0	0	8
DRIVING UNDER THE INFLUENCE	199	0	0	199	465	3	1	469	115	0	1	116
LIQUOR LAWS	63	0	0	63	57	2	2	61	31	2	0	33
DRUNKENNESS	685	2	9	696	708	8	6	722	79	2	1	82
DISORDERLY CONDUCT	156	3	2	161	218	15	17	250	67	1	1	69
ALL OTHER OFFENSES (EXCEPT TRAFFIC)	288	1	7	296	1,155	13	14	1,182	79	0	0	79
CURFEW & LOITERING LAW VIOLATIONS	0	0	0	0	0	0	0	0	0	0	0	0
RUNAWAYS	0	0	0	0	0	0	0	0	0	0	0	0
TOTAL FOR PART II CRIMES	2,310	8	38	2,356	3,961	84	64	4,109	582	7	3	592

TOTAL CRIMES	2,473	12	44	2,529	4,255	95	68	4,418	605	7	3	615
---------------------	-------	----	----	-------	-------	----	----	-------	-----	---	---	-----

2005 TOTAL ARRESTS BY COUNTY-ADULT AND JUVENILE

PART I CRIMES	CRITTENDEN				CUMBERLAND				DAVISS			
	ADULT	JUV	UNK	TOTAL	ADULT	JUV	UNK	TOTAL	ADULT	JUV	UNK	TOTAL
MURDER	0	0	0	0	0	0	0	0	8	1	0	9
FORCIBLE RAPE	0	0	0	0	0	0	0	0	10	10	0	20
ROBBERY	0	0	0	0	0	0	0	0	91	39	2	132
AGGRAVATED ASSAULT	3	0	0	3	7	0	0	7	159	67	0	226
BURGLARY	5	0	0	5	2	0	0	2	205	22	1	228
LARCENY-THEFT	19	0	1	20	13	0	0	13	647	167	1	815
AUTO THEFT	2	0	0	2	0	0	0	0	70	14	0	84
ARSON	0	0	0	0	0	0	0	0	3	5	0	8
TOTAL FOR PART I CRIMES	29	0	1	30	22	0	0	22	1,193	325	4	1,522

PART II CRIMES												
MANSLAUGHTER BY NEGLIGENCE	1	0	0	1	0	0	0	0	0	18	0	18
OTHER ASSAULTS	44	0	0	44	49	4	0	53	1,121	197	3	1,321
FORGERY & COUNTERFEITING	8	0	0	8	14	0	0	14	237	23	0	260
FRAUD	21	0	1	22	54	0	1	55	1,127	11	14	1,152
EMBEZZLEMENT	7	0	0	7	1	0	0	1	65	8	1	74
STOLEN PROPERTY: BUYING, RECEIVING, POSSESSION	15	0	0	15	3	0	0	3	228	21	1	250
VANDALISM	11	0	0	11	11	0	0	11	86	67	0	153
WEAPONS: CARRYING, POSSESSION, ETC.	10	0	0	10	6	0	0	6	123	54	0	177
PROSTITUTION & COMMERCIALIZED VICE	0	0	0	0	0	0	0	0	5	1	0	6
SEX OFFENSES (EXCEPT RAPE & PROSTITUTION)	2	0	0	2	6	0	0	6	66	8	0	74
NARCOTIC DRUG LAWS	135	0	0	135	56	0	1	57	2,985	138	8	3,131
GAMBLING	0	0	0	0	0	0	0	0	12	0	0	12
OFFENSES AGAINST FAMILY	24	0	0	24	10	0	0	10	368	0	0	368
DRIVING UNDER THE INFLUENCE	38	0	0	38	101	2	1	104	1,791	20	6	1,817
LIQUOR LAWS	9	0	0	9	36	1	0	37	183	12	0	195
DRUNKENNESS	16	0	0	16	62	0	0	62	2,205	53	6	2,264
DISORDERLY CONDUCT	15	0	0	15	55	1	0	56	753	63	2	818
ALL OTHER OFFENSES (EXCEPT TRAFFIC)	76	0	0	76	83	4	2	89	3,344	116	5	3,465
CURFEW & LOITERING LAW VIOLATIONS	0	0	0	0	0	0	0	0	0	0	0	0
RUNAWAYS	0	0	0	0	0	0	0	0	4	16	0	20
TOTAL FOR PART II CRIMES	432	0	1	433	547	12	5	564	14,703	826	46	15,575

TOTAL CRIMES	461	0	2	463	569	12	5	586	15,896	1,151	50	17,097
---------------------	-----	---	---	-----	-----	----	---	-----	--------	-------	----	--------

2005 TOTAL ARRESTS BY COUNTY-ADULT AND JUVENILE

PART I CRIMES	EDMONSON				ELLIOTT				ESTILL			
	ADULT	JUV	UNK	TOTAL	ADULT	JUV	UNK	TOTAL	ADULT	JUV	UNK	TOTAL
MURDER	2	0	0	2	0	0	0	0	6	0	0	6
FORCIBLE RAPE	62	0	0	62	0	0	0	0	2	0	0	2
ROBBERY	0	0	0	0	0	0	0	0	2	0	0	2
AGGRAVATED ASSAULT	0	0	0	0	5	0	0	5	8	0	0	8
BURGLARY	2	1	0	3	12	0	0	12	10	3	0	13
LARCENY-THEFT	6	1	1	8	5	0	0	5	22	5	1	28
AUTO THEFT	0	0	0	0	2	0	0	2	1	0	0	1
ARSON	0	0	0	0	0	0	0	0	1	0	0	1
TOTAL FOR PART I CRIMES	72	2	1	75	24	0	0	24	52	8	1	61

PART II CRIMES												
MANSLAUGHTER BY NEGLIGENCE	0	0	0	0	0	0	0	0	0	0	0	0
OTHER ASSAULTS	12	2	0	14	44	0	0	44	42	2	2	46
FORGERY & COUNTERFEITING	0	0	0	0	5	0	0	5	10	0	0	10
FRAUD	7	0	1	8	5	0	0	5	7	0	0	7
EMBEZZLEMENT	0	0	0	0	0	0	0	0	1	0	0	1
STOLEN PROPERTY: BUYING, RECEIVING, POSSESSION	0	0	0	0	4	0	0	4	4	0	0	4
VANDALISM	2	1	0	3	21	0	0	21	4	3	0	7
WEAPONS: CARRYING, POSSESSION, ETC.	2	0	0	2	9	0	1	10	5	0	0	5
PROSTITUTION & COMMERCIALIZED VICE	0	0	0	0	0	0	0	0	1	0	0	1
SEX OFFENSES (EXCEPT RAPE & PROSTITUTION)	180	4	0	184	3	0	0	3	2	0	0	2
NARCOTIC DRUG LAWS	54	2	0	56	56	5	1	62	214	2	6	222
GAMBLING	0	0	0	0	0	0	0	0	0	0	0	0
OFFENSES AGAINST FAMILY	7	0	0	7	5	0	0	5	12	0	0	12
DRIVING UNDER THE INFLUENCE	29	0	1	30	58	1	1	60	86	0	1	87
LIQUOR LAWS	15	0	0	15	17	0	0	17	26	0	0	26
DRUNKENNESS	24	0	0	24	19	0	0	19	117	2	3	122
DISORDERLY CONDUCT	8	0	0	8	12	0	0	12	40	2	3	45
ALL OTHER OFFENSES (EXCEPT TRAFFIC)	97	2	0	99	73	0	0	73	162	4	1	167
CURFEW & LOITERING LAW VIOLATIONS	0	0	0	0	0	0	0	0	0	0	0	0
RUNAWAYS	0	0	0	0	0	0	0	0	0	3	0	3
TOTAL FOR PART II CRIMES	437	11	2	450	331	6	3	340	733	18	16	767

TOTAL CRIMES	509	13	3	525	355	6	3	364	785	26	17	828
---------------------	-----	----	---	-----	-----	---	---	-----	-----	----	----	-----

2005 TOTAL ARRESTS BY COUNTY-ADULT AND JUVENILE

PART I CRIMES	FAYETTE				FLEMING				FLOYD			
	ADULT	JUV	UNK	TOTAL	ADULT	JUV	UNK	TOTAL	ADULT	JUV	UNK	TOTAL
MURDER	24	1	0	25	0	0	0	0	3	0	0	3
FORCIBLE RAPE	24	3	0	27	0	0	0	0	2	0	0	2
ROBBERY	115	26	0	141	0	0	0	0	8	0	0	8
AGGRAVATED ASSAULT	96	20	0	116	0	0	0	0	29	1	0	30
BURGLARY	152	47	0	199	1	0	0	1	17	4	0	21
LARCENY-THEFT	1,009	231	0	1,240	10	0	0	10	79	2	2	83
AUTO THEFT	0	5	0	5	0	0	0	0	5	0	0	5
ARSON	3	2	0	5	0	0	0	0	4	0	0	4
TOTAL FOR PART I CRIMES	1,423	335	0	1,758	11	0	0	11	147	7	2	156

PART II CRIMES												
MANSLAUGHTER BY NEGLIGENCE	0	0	0	0	0	0	0	0	1	0	0	1
OTHER ASSAULTS	567	66	0	633	3	2	0	5	188	6	1	195
FORGERY & COUNTERFEITING	163	2	2	167	6	8	0	14	82	0	0	82
FRAUD	110	8	0	118	2	0	0	2	93	0	0	93
EMBEZZLEMENT	0	0	0	0	2	0	0	2	1	0	0	1
STOLEN PROPERTY: BUYING, RECEIVING, POSSESSION	255	74	0	329	0	0	0	0	13	0	0	13
VANDALISM	25	17	0	42	0	0	0	0	20	4	0	24
WEAPONS: CARRYING, POSSESSION, ETC.	86	8	0	94	0	0	0	0	22	0	0	22
PROSTITUTION & COMMERCIALIZED VICE	75	0	0	75	0	0	0	0	0	0	0	0
SEX OFFENSES (EXCEPT RAPE & PROSTITUTION)	44	12	0	56	9	0	0	9	16	5	0	21
NARCOTIC DRUG LAWS	132	108	1	241	20	2	0	22	292	9	3	304
GAMBLING	11	0	0	11	0	0	0	0	0	0	0	0
OFFENSES AGAINST FAMILY	193	1	0	194	19	0	0	19	40	0	0	40
DRIVING UNDER THE INFLUENCE	1,979	3	0	1,982	29	0	0	29	319	5	4	328
LIQUOR LAWS	45	7	0	52	5	0	0	5	89	2	1	92
DRUNKENNESS	4,886	23	2	4,911	9	0	0	9	331	1	3	335
DISORDERLY CONDUCT	633	69	1	703	0	0	0	0	145	4	0	149
ALL OTHER OFFENSES (EXCEPT TRAFFIC)	2,538	129	3	2,670	88	0	0	88	501	6	7	514
CURFEW & LOITERING LAW VIOLATIONS	0	0	0	0	0	0	0	0	0	0	0	0
RUNAWAYS	2	4	0	6	0	0	0	0	0	0	0	0
TOTAL FOR PART II CRIMES	11,744	531	9	12,284	192	12	0	204	2,153	42	19	2,214

TOTAL CRIMES	13,167	866	9	14,042	203	12	0	215	2,300	49	21	2,370
---------------------	--------	-----	---	--------	-----	----	---	-----	-------	----	----	-------

2005 TOTAL ARRESTS BY COUNTY-ADULT AND JUVENILE

PART I CRIMES	FRANKLIN				FULTON				GALLATIN			
	ADULT	JUV	UNK	TOTAL	ADULT	JUV	UNK	TOTAL	ADULT	JUV	UNK	TOTAL
MURDER	7	0	0	7	4	0	0	4	0	0	0	0
FORCIBLE RAPE	4	0	0	4	1	0	0	1	1	0	0	1
ROBBERY	11	0	1	12	3	0	0	3	0	0	0	0
AGGRAVATED ASSAULT	26	5	3	34	11	0	0	11	4	0	0	4
BURGLARY	55	8	3	66	11	0	0	11	2	3	0	5
LARCENY-THEFT	76	9	1	86	33	0	0	33	5	0	1	6
AUTO THEFT	7	5	1	13	2	0	0	2	5	1	0	6
ARSON	0	3	0	3	2	0	0	2	1	2	0	3
TOTAL FOR PART I CRIMES	186	30	9	225	67	0	0	67	18	6	1	25

PART II CRIMES												
MANSLAUGHTER BY NEGLIGENCE	0	0	0	0	0	0	0	0	0	0	0	0
OTHER ASSAULTS	151	16	7	174	107	0	3	110	46	1	1	48
FORGERY & COUNTERFEITING	58	0	0	58	26	0	1	27	1	0	0	1
FRAUD	298	0	14	312	221	0	80	301	4	0	0	4
EMBEZZLEMENT	31	0	0	31	0	0	0	0	0	0	0	0
STOLEN PROPERTY: BUYING, RECEIVING, POSSESSION	43	0	2	45	10	0	0	10	3	0	0	3
VANDALISM	27	10	4	41	20	0	0	20	5	2	0	7
WEAPONS: CARRYING, POSSESSION, ETC.	10	0	1	11	9	0	0	9	3	0	0	3
PROSTITUTION & COMMERCIALIZED VICE	0	0	0	0	1	0	0	1	0	0	0	0
SEX OFFENSES (EXCEPT RAPE & PROSTITUTION)	34	0	0	34	2	1	0	3	4	0	0	4
NARCOTIC DRUG LAWS	235	18	11	264	213	0	0	213	93	11	0	104
GAMBLING	0	0	0	0	0	0	0	0	0	0	0	0
OFFENSES AGAINST FAMILY	67	0	1	68	18	0	0	18	10	0	0	10
DRIVING UNDER THE INFLUENCE	187	3	1	191	60	0	0	60	105	2	4	111
LIQUOR LAWS	66	1	1	68	9	2	0	11	44	2	2	48
DRUNKENNESS	74	5	5	84	49	0	0	49	72	6	2	80
DISORDERLY CONDUCT	90	18	6	114	43	0	0	43	22	7	0	29
ALL OTHER OFFENSES (EXCEPT TRAFFIC)	788	47	37	872	219	0	3	222	105	1	0	106
CURFEW & LOITERING LAW VIOLATIONS	0	0	0	0	0	0	0	0	0	0	0	0
RUNAWAYS	1	6	1	8	0	0	0	0	0	0	0	0
TOTAL FOR PART II CRIMES	2,160	124	91	2,375	1,007	3	87	1,097	517	32	9	558

TOTAL CRIMES	2,346	154	100	2,600	1,074	3	87	1,164	535	38	10	583
---------------------	-------	-----	-----	-------	-------	---	----	-------	-----	----	----	-----

2005 TOTAL ARRESTS BY COUNTY-ADULT AND JUVENILE

PART I CRIMES	GARRARD				GRANT				GRAVES			
	ADULT	JUV	UNK	TOTAL	ADULT	JUV	UNK	TOTAL	ADULT	JUV	UNK	TOTAL
MURDER	0	0	0	0	2	0	0	2	3	0	0	3
FORCIBLE RAPE	2	0	0	2	5	0	0	5	26	2	1	29
ROBBERY	1	0	0	1	2	1	0	3	9	1	0	10
AGGRAVATED ASSAULT	10	2	0	12	11	1	0	12	42	2	0	44
BURGLARY	9	5	0	14	20	2	0	22	49	18	0	67
LARCENY-THEFT	11	5	0	16	67	12	0	79	100	24	3	127
AUTO THEFT	2	0	0	2	7	1	0	8	21	3	0	24
ARSON	0	0	0	0	0	0	0	0	3	1	2	6
TOTAL FOR PART I CRIMES	35	12	0	47	114	17	0	131	253	51	6	310

PART II CRIMES												
MANSLAUGHTER BY NEGLIGENCE	0	0	0	0	1	0	0	1	0	0	0	0
OTHER ASSAULTS	97	5	3	105	156	23	2	181	339	23	2	364
FORGERY & COUNTERFEITING	18	0	0	18	20	8	1	29	212	1	1	214
FRAUD	17	0	0	17	103	4	6	113	793	4	46	843
EMBEZZLEMENT	2	0	0	2	3	0	0	3	29	0	0	29
STOLEN PROPERTY: BUYING, RECEIVING, POSSESSION	8	0	0	8	14	2	1	17	49	7	1	57
VANDALISM	14	5	0	19	39	17	0	56	36	27	0	63
WEAPONS: CARRYING, POSSESSION, ETC.	7	0	0	7	7	0	0	7	51	0	1	52
PROSTITUTION & COMMERCIALIZED VICE	0	0	0	0	2	0	0	2	1	0	0	1
SEX OFFENSES (EXCEPT RAPE & PROSTITUTION)	24	0	0	24	13	5	0	18	87	5	0	92
NARCOTIC DRUG LAWS	213	4	0	217	221	9	3	233	1,310	34	2	1,346
GAMBLING	0	0	0	0	1	0	0	1	0	0	0	0
OFFENSES AGAINST FAMILY	9	0	0	9	90	1	2	93	121	0	0	121
DRIVING UNDER THE INFLUENCE	112	1	1	114	235	4	3	242	398	6	4	408
LIQUOR LAWS	27	0	0	27	40	3	1	44	142	6	3	151
DRUNKENNESS	60	0	3	63	133	5	2	140	254	4	4	262
DISORDERLY CONDUCT	54	3	2	59	83	11	0	94	146	7	4	157
ALL OTHER OFFENSES (EXCEPT TRAFFIC)	205	7	1	213	366	11	6	383	894	30	12	936
CURFEW & LOITERING LAW VIOLATIONS	0	0	0	0	1	0	0	1	0	0	0	0
RUNAWAYS	0	0	0	0	0	0	0	0	1	1	0	2
TOTAL FOR PART II CRIMES	867	25	10	902	1,528	103	27	1,658	4,863	155	80	5,098

TOTAL CRIMES	902	37	10	949	1,642	120	27	1,789	5,116	206	86	5,408
---------------------	-----	----	----	-----	-------	-----	----	-------	-------	-----	----	-------

2005 TOTAL ARRESTS BY COUNTY-ADULT AND JUVENILE

PART I CRIMES	GRAYSON				GREEN				GREENUP			
	ADULT	JUV	UNK	TOTAL	ADULT	JUV	UNK	TOTAL	ADULT	JUV	UNK	TOTAL
MURDER	6	2	0	8	2	0	0	2	0	0	0	0
FORCIBLE RAPE	3	0	0	3	4	0	0	4	1	0	0	1
ROBBERY	1	0	0	1	1	0	0	1	3	0	0	3
AGGRAVATED ASSAULT	15	1	0	16	9	0	0	9	11	1	0	12
BURGLARY	26	0	0	26	5	0	1	6	19	1	0	20
LARCENY-THEFT	104	0	0	104	4	0	1	5	14	3	1	18
AUTO THEFT	9	0	0	9	1	0	0	1	1	1	0	2
ARSON	3	0	0	3	1	0	0	1	4	0	0	4
TOTAL FOR PART I CRIMES	167	3	0	170	27	0	2	29	53	6	1	60

PART II CRIMES												
MANSLAUGHTER BY NEGLIGENCE	0	0	0	0	0	0	0	0	1	0	0	1
OTHER ASSAULTS	130	1	3	134	38	5	0	43	48	1	0	49
FORGERY & COUNTERFEITING	42	0	0	42	3	0	0	3	0	0	0	0
FRAUD	655	1	50	706	37	0	12	49	19	0	0	19
EMBEZZLEMENT	3	0	0	3	1	0	0	1	0	0	0	0
STOLEN PROPERTY: BUYING, RECEIVING, POSSESSION	26	0	0	26	4	0	0	4	7	0	0	7
VANDALISM	14	0	0	14	13	0	0	13	5	0	0	5
WEAPONS: CARRYING, POSSESSION, ETC.	16	0	0	16	1	0	0	1	2	0	0	2
PROSTITUTION & COMMERCIALIZED VICE	0	0	0	0	0	0	0	0	0	0	0	0
SEX OFFENSES (EXCEPT RAPE & PROSTITUTION)	11	0	0	11	6	0	0	6	7	0	0	7
NARCOTIC DRUG LAWS	286	2	0	288	64	0	0	64	105	5	0	110
GAMBLING	0	0	0	0	0	0	0	0	0	0	0	0
OFFENSES AGAINST FAMILY	82	0	1	83	13	0	0	13	4	0	0	4
DRIVING UNDER THE INFLUENCE	138	0	2	140	52	0	0	52	97	1	1	99
LIQUOR LAWS	33	1	0	34	9	0	0	9	8	0	2	10
DRUNKENNESS	118	2	0	120	13	0	0	13	32	2	0	34
DISORDERLY CONDUCT	59	0	0	59	3	0	0	3	12	2	0	14
ALL OTHER OFFENSES (EXCEPT TRAFFIC)	217	6	6	229	111	0	3	114	94	0	2	96
CURFEW & LOITERING LAW VIOLATIONS	0	0	0	0	0	0	0	0	0	0	0	0
RUNAWAYS	0	0	0	0	0	1	0	1	0	0	0	0
TOTAL FOR PART II CRIMES	1,830	13	62	1,905	368	6	15	389	441	11	5	457

TOTAL CRIMES	1,997	16	62	2,075	395	6	17	418	494	17	6	517
---------------------	-------	----	----	-------	-----	---	----	-----	-----	----	---	-----

2005 TOTAL ARRESTS BY COUNTY-ADULT AND JUVENILE

PART I CRIMES	HANCOCK				HARDIN				HARLAN			
	ADULT	JUV	UNK	TOTAL	ADULT	JUV	UNK	TOTAL	ADULT	JUV	UNK	TOTAL
MURDER	2	0	0	2	4	0	0	4	4	0	0	4
FORCIBLE RAPE	0	0	0	0	20	1	0	21	2	0	0	2
ROBBERY	0	0	0	0	92	1	0	93	5	0	0	5
AGGRAVATED ASSAULT	4	1	0	5	68	20	1	89	36	1	0	37
BURGLARY	7	0	0	7	82	18	0	100	39	0	0	39
LARCENY-THEFT	15	0	0	15	343	90	1	434	114	3	1	118
AUTO THEFT	7	0	0	7	23	6	0	29	22	2	0	24
ARSON	0	0	0	0	10	1	0	11	10	2	0	12
TOTAL FOR PART I CRIMES	35	1	0	36	642	137	2	781	232	8	1	241

PART II CRIMES												
MANSLAUGHTER BY NEGLIGENCE	0	0	0	0	0	0	0	0	0	0	0	0
OTHER ASSAULTS	51	7	0	58	516	56	3	575	309	18	8	335
FORGERY & COUNTERFEITING	3	0	1	4	242	1	2	245	92	0	0	92
FRAUD	13	0	2	15	2,082	0	150	2,232	525	6	2	533
EMBEZZLEMENT	1	0	0	1	16	0	1	17	14	0	2	16
STOLEN PROPERTY: BUYING, RECEIVING, POSSESSION	4	0	0	4	127	18	0	145	82	1	2	85
VANDALISM	10	1	0	11	85	26	2	113	61	11	1	73
WEAPONS: CARRYING, POSSESSION, ETC.	8	0	0	8	105	10	0	115	12	0	0	12
PROSTITUTION & COMMERCIALIZED VICE	0	0	0	0	0	0	0	0	2	0	0	2
SEX OFFENSES (EXCEPT RAPE & PROSTITUTION)	6	4	0	10	89	12	0	101	4	1	0	5
NARCOTIC DRUG LAWS	149	0	4	153	1,192	49	2	1,243	468	14	3	485
GAMBLING	0	0	0	0	2	0	0	2	1	0	0	1
OFFENSES AGAINST FAMILY	29	0	0	29	196	0	3	199	46	0	1	47
DRIVING UNDER THE INFLUENCE	65	2	0	67	885	10	3	898	385	6	4	395
LIQUOR LAWS	32	2	0	34	193	17	1	211	34	0	0	34
DRUNKENNESS	34	1	0	35	399	28	5	432	342	14	3	359
DISORDERLY CONDUCT	21	2	0	23	192	46	5	243	239	13	3	255
ALL OTHER OFFENSES (EXCEPT TRAFFIC)	136	4	2	142	2,128	182	25	2,335	1,035	6	8	1,049
CURFEW & LOITERING LAW VIOLATIONS	0	0	0	0	0	82	0	82	0	0	0	0
RUNAWAYS	0	0	0	0	0	68	0	68	0	0	0	0
TOTAL FOR PART II CRIMES	562	23	9	594	8,449	605	202	9,256	3,651	90	37	3,778

TOTAL CRIMES	597	24	9	630	9,091	742	204	10,037	3,883	98	38	4,019
---------------------	-----	----	---	-----	-------	-----	-----	--------	-------	----	----	-------

2005 TOTAL ARRESTS BY COUNTY-ADULT AND JUVENILE

PART I CRIMES	HARRISON				HART				HENDERSON			
	ADULT	JUV	UNK	TOTAL	ADULT	JUV	UNK	TOTAL	ADULT	JUV	UNK	TOTAL
MURDER	0	0	0	0	3	0	0	3	1	0	0	1
FORCIBLE RAPE	3	0	0	3	2	0	0	2	0	0	0	0
ROBBERY	1	0	0	1	3	0	0	3	5	17	0	22
AGGRAVATED ASSAULT	13	1	0	14	15	0	0	15	20	25	0	45
BURGLARY	22	1	0	23	36	2	0	38	38	37	0	75
LARCENY-THEFT	36	1	0	37	45	5	4	54	112	82	0	194
AUTO THEFT	4	1	0	5	5	0	0	5	5	12	0	17
ARSON	0	0	0	0	2	0	0	2	4	0	0	4
TOTAL FOR PART I CRIMES	79	4	0	83	111	7	4	122	185	173	0	358

PART II CRIMES												
MANSLAUGHTER BY NEGLIGENCE	0	0	0	0	0	0	0	0	0	0	0	0
OTHER ASSAULTS	143	6	2	151	100	1	0	101	268	44	0	312
FORGERY & COUNTERFEITING	39	1	1	41	48	0	0	48	49	12	0	61
FRAUD	379	0	7	386	278	0	76	354	218	32	3	253
EMBEZZLEMENT	1	0	0	1	8	0	0	8	0	0	0	0
STOLEN PROPERTY: BUYING, RECEIVING, POSSESSION	7	0	0	7	21	0	0	21	14	19	0	33
VANDALISM	21	0	0	21	25	3	1	29	23	41	0	64
WEAPONS: CARRYING, POSSESSION, ETC.	12	0	0	12	26	0	0	26	17	11	0	28
PROSTITUTION & COMMERCIALIZED VICE	0	0	0	0	0	0	0	0	0	0	0	0
SEX OFFENSES (EXCEPT RAPE & PROSTITUTION)	10	6	0	16	8	8	0	16	3	13	0	16
NARCOTIC DRUG LAWS	114	1	1	116	288	0	0	288	303	67	7	377
GAMBLING	0	0	0	0	0	0	0	0	2	0	0	2
OFFENSES AGAINST FAMILY	80	0	1	81	20	0	0	20	35	9	0	44
DRIVING UNDER THE INFLUENCE	145	3	1	149	89	0	0	89	290	3	7	300
LIQUOR LAWS	26	0	0	26	23	0	0	23	29	2	2	33
DRUNKENNESS	173	4	5	182	37	2	1	40	242	3	2	247
DISORDERLY CONDUCT	87	2	1	90	34	0	4	38	102	0	0	102
ALL OTHER OFFENSES (EXCEPT TRAFFIC)	435	4	10	449	523	2	3	528	963	8	7	978
CURFEW & LOITERING LAW VIOLATIONS	0	0	0	0	0	0	0	0	0	0	0	0
RUNAWAYS	0	1	0	1	0	0	0	0	0	4	0	4
TOTAL FOR PART II CRIMES	1,672	28	29	1,729	1,528	16	85	1,629	2,558	268	28	2,854

TOTAL CRIMES	1,751	32	29	1,812	1,639	23	89	1,751	2,743	441	28	3,212
---------------------	-------	----	----	-------	-------	----	----	-------	-------	-----	----	-------

2005 TOTAL ARRESTS BY COUNTY-ADULT AND JUVENILE

PART I CRIMES	HENRY				HICKMAN				HOPKINS			
	ADULT	JUV	UNK	TOTAL	ADULT	JUV	UNK	TOTAL	ADULT	JUV	UNK	TOTAL
MURDER	3	0	0	3	0	0	0	0	4	1	0	5
FORCIBLE RAPE	1	0	0	1	0	0	0	0	4	1	0	5
ROBBERY	0	0	0	0	0	0	0	0	5	15	0	20
AGGRAVATED ASSAULT	4	0	0	4	0	0	0	0	27	23	0	50
BURGLARY	12	0	1	13	0	0	0	0	68	28	0	96
LARCENY-THEFT	13	0	0	13	0	0	0	0	130	37	7	174
AUTO THEFT	2	0	0	2	2	0	0	2	11	17	0	28
ARSON	0	0	0	0	0	0	0	0	5	0	0	5
TOTAL FOR PART I CRIMES	35	0	1	36	2	0	0	2	254	122	7	383

PART II CRIMES												
MANSLAUGHTER BY NEGLIGENCE	0	0	0	0	0	0	0	0	0	0	0	0
OTHER ASSAULTS	77	1	0	78	5	2	0	7	312	64	4	380
FORGERY & COUNTERFEITING	9	0	0	9	3	0	0	3	229	8	1	238
FRAUD	49	0	0	49	0	0	0	0	918	7	78	1,003
EMBEZZLEMENT	1	0	0	1	0	0	0	0	7	1	0	8
STOLEN PROPERTY: BUYING, RECEIVING, POSSESSION	1	0	0	1	6	0	0	6	55	15	0	70
VANDALISM	5	2	0	7	1	0	0	1	40	13	0	53
WEAPONS: CARRYING, POSSESSION, ETC.	8	0	0	8	0	0	0	0	59	3	1	63
PROSTITUTION & COMMERCIALIZED VICE	0	0	0	0	0	0	0	0	0	0	0	0
SEX OFFENSES (EXCEPT RAPE & PROSTITUTION)	6	1	0	7	1	1	0	2	50	10	0	60
NARCOTIC DRUG LAWS	156	1	3	160	7	0	0	7	598	32	5	635
GAMBLING	0	0	0	0	0	0	0	0	0	0	0	0
OFFENSES AGAINST FAMILY	30	0	0	30	9	0	0	9	77	0	1	78
DRIVING UNDER THE INFLUENCE	121	1	1	123	8	0	0	8	261	2	3	266
LIQUOR LAWS	62	0	0	62	3	0	0	3	81	3	1	85
DRUNKENNESS	35	1	1	37	2	0	0	2	217	9	2	228
DISORDERLY CONDUCT	13	0	0	13	1	0	0	1	145	11	1	157
ALL OTHER OFFENSES (EXCEPT TRAFFIC)	334	2	4	340	16	0	0	16	636	18	6	660
CURFEW & LOITERING LAW VIOLATIONS	0	0	0	0	0	0	0	0	0	0	0	0
RUNAWAYS	0	0	0	0	0	0	0	0	0	1	0	1
TOTAL FOR PART II CRIMES	907	9	9	925	62	3	0	65	3,685	197	103	3,985

TOTAL CRIMES	942	9	10	961	64	3	0	67	3,939	319	110	4,368
---------------------	-----	---	----	-----	----	---	---	----	-------	-----	-----	-------

2005 TOTAL ARRESTS BY COUNTY-ADULT AND JUVENILE

PART I CRIMES	JACKSON				JEFFERSON				JESSAMINE			
	ADULT	JUV	UNK	TOTAL	ADULT	JUV	UNK	TOTAL	ADULT	JUV	UNK	TOTAL
MURDER	1	0	0	1	17	3	0	20	2	0	0	2
FORCIBLE RAPE	2	0	0	2	11	4	0	15	1	0	0	1
ROBBERY	0	0	0	0	404	134	0	538	17	0	0	17
AGGRAVATED ASSAULT	7	1	0	8	720	143	0	863	25	1	0	26
BURGLARY	8	0	0	8	998	340	0	1,338	37	1	0	38
LARCENY-THEFT	9	1	0	10	3,310	1,086	3	4,399	58	0	4	62
AUTO THEFT	0	0	0	0	226	114	0	340	10	0	0	10
ARSON	2	0	0	2	25	2	0	27	0	0	0	0
TOTAL FOR PART I CRIMES	29	2	0	31	5,711	1,826	3	7,540	150	2	4	156

PART II CRIMES												
MANSLAUGHTER BY NEGLIGENCE	0	0	0	0	2	0	0	2	1	0	1	2
OTHER ASSAULTS	23	3	0	26	1,568	344	1	1,913	161	0	37	198
FORGERY & COUNTERFEITING	2	0	0	2	533	24	0	557	72	1	4	77
FRAUD	1	0	0	1	389	20	11	420	86	0	64	150
EMBEZZLEMENT	0	0	0	0	9	0	0	9	1	0	0	1
STOLEN PROPERTY: BUYING, RECEIVING, POSSESSION	9	0	0	9	497	255	0	752	36	1	1	38
VANDALISM	4	0	0	4	248	235	0	483	29	0	6	35
WEAPONS: CARRYING, POSSESSION, ETC.	5	0	0	5	309	88	1	398	9	0	1	10
PROSTITUTION & COMMERCIALIZED VICE	0	0	0	0	447	6	0	453	0	0	0	0
SEX OFFENSES (EXCEPT RAPE & PROSTITUTION)	12	0	0	12	58	6	1	65	31	0	4	35
NARCOTIC DRUG LAWS	44	5	0	49	6,609	797	6	7,412	142	4	6	152
GAMBLING	0	0	0	0	4	0	0	4	0	0	0	0
OFFENSES AGAINST FAMILY	5	0	0	5	335	2	1	338	139	1	14	154
DRIVING UNDER THE INFLUENCE	42	0	0	42	2,354	15	3	2,372	97	0	0	97
LIQUOR LAWS	4	0	0	4	760	44	1	805	20	1	0	21
DRUNKENNESS	42	0	0	42	1,979	40	3	2,022	68	2	1	71
DISORDERLY CONDUCT	12	0	0	12	750	309	0	1,059	30	2	22	54
ALL OTHER OFFENSES (EXCEPT TRAFFIC)	145	0	3	148	8,013	671	8	8,692	641	8	38	687
CURFEW & LOITERING LAW VIOLATIONS	0	0	0	0	0	16	0	16	0	0	0	0
RUNAWAYS	0	0	0	0	3	26	0	29	0	3	0	3
TOTAL FOR PART II CRIMES	350	8	3	361	24,867	2,898	36	27,801	1,563	23	199	1,785

TOTAL CRIMES	379	10	3	392	30,578	4,724	39	35,341	1,713	25	203	1,941
---------------------	-----	----	---	-----	--------	-------	----	--------	-------	----	-----	-------

2005 TOTAL ARRESTS BY COUNTY-ADULT AND JUVENILE

PART I CRIMES	JOHNSON				KENTON				KNOTT			
	ADULT	JUV	UNK	TOTAL	ADULT	JUV	UNK	TOTAL	ADULT	JUV	UNK	TOTAL
MURDER	1	0	1	2	6	0	0	6	6	0	0	6
FORCIBLE RAPE	0	0	0	0	16	0	0	16	3	0	0	3
ROBBERY	0	0	0	0	65	5	0	70	8	0	0	8
AGGRAVATED ASSAULT	34	0	1	35	109	25	0	134	30	0	0	30
BURGLARY	14	0	1	15	135	28	2	165	34	0	0	34
LARCENY-THEFT	36	1	1	38	524	31	1	556	90	0	4	94
AUTO THEFT	3	0	0	3	20	5	0	25	10	0	0	10
ARSON	3	0	0	3	3	0	0	3	3	0	0	3
TOTAL FOR PART I CRIMES	91	1	4	96	878	94	3	975	184	0	4	188

PART II CRIMES												
MANSLAUGHTER BY NEGLIGENCE	0	0	0	0	1	0	0	1	0	0	0	0
OTHER ASSAULTS	152	2	5	159	699	51	7	757	260	7	1	268
FORGERY & COUNTERFEITING	47	0	0	47	123	0	0	123	28	0	0	28
FRAUD	66	0	0	66	633	17	174	824	54	0	0	54
EMBEZZLEMENT	4	0	0	4	17	0	2	19	9	0	0	9
STOLEN PROPERTY: BUYING, RECEIVING, POSSESSION	17	0	0	17	144	10	2	156	26	0	0	26
VANDALISM	21	0	0	21	90	22	1	113	47	1	1	49
WEAPONS: CARRYING, POSSESSION, ETC.	10	1	0	11	127	5	2	134	24	0	0	24
PROSTITUTION & COMMERCIALIZED VICE	0	0	0	0	108	0	1	109	0	0	0	0
SEX OFFENSES (EXCEPT RAPE & PROSTITUTION)	34	6	1	41	66	18	0	84	11	0	0	11
NARCOTIC DRUG LAWS	453	0	4	457	2,483	61	9	2,553	270	0	2	272
GAMBLING	0	0	0	0	0	0	0	0	0	0	0	0
OFFENSES AGAINST FAMILY	53	0	0	53	362	19	5	386	24	0	0	24
DRIVING UNDER THE INFLUENCE	154	0	0	154	886	30	1	917	168	0	1	169
LIQUOR LAWS	27	0	0	27	156	8	0	164	40	2	0	42
DRUNKENNESS	196	1	4	201	2,509	14	27	2,550	205	1	1	207
DISORDERLY CONDUCT	66	0	0	66	995	16	17	1,028	173	0	3	176
ALL OTHER OFFENSES (EXCEPT TRAFFIC)	364	3	15	382	2,158	88	84	2,330	320	1	3	324
CURFEW & LOITERING LAW VIOLATIONS	0	0	0	0	17	2	0	19	0	0	0	0
RUNAWAYS	0	0	0	0	3	10	0	13	0	0	0	0
TOTAL FOR PART II CRIMES	1,664	13	29	1,706	11,577	371	332	12,280	1,659	12	12	1,683

TOTAL CRIMES	1,755	14	33	1,802	12,455	465	335	13,255	1,843	12	16	1,871
---------------------	--------------	-----------	-----------	--------------	---------------	------------	------------	---------------	--------------	-----------	-----------	--------------

2005 TOTAL ARRESTS BY COUNTY-ADULT AND JUVENILE

PART I CRIMES	KNOX				LARUE				LAUREL			
	ADULT	JUV	UNK	TOTAL	ADULT	JUV	UNK	TOTAL	ADULT	JUV	UNK	TOTAL
MURDER	3	0	0	3	1	0	0	1	5	0	0	5
FORCIBLE RAPE	1	0	0	1	2	1	0	3	1	0	0	1
ROBBERY	2	0	0	2	0	0	0	0	5	0	0	5
AGGRAVATED ASSAULT	12	0	0	12	2	0	0	2	19	3	0	22
BURGLARY	13	1	0	14	3	2	0	5	35	6	0	41
LARCENY-THEFT	73	6	0	79	7	1	0	8	263	21	2	286
AUTO THEFT	1	0	0	1	1	1	0	2	12	1	0	13
ARSON	4	1	0	5	2	0	0	2	1	2	0	3
TOTAL FOR PART I CRIMES	109	8	0	117	18	5	0	23	341	33	2	376

PART II CRIMES												
MANSLAUGHTER BY NEGLIGENCE	0	0	0	0	0	0	0	0	0	0	0	0
OTHER ASSAULTS	69	2	2	73	16	5	0	21	88	16	1	105
FORGERY & COUNTERFEITING	21	0	0	21	1	0	0	1	57	0	0	57
FRAUD	28	0	0	28	60	0	0	60	71	0	1	72
EMBEZZLEMENT	0	0	0	0	0	0	0	0	1	0	0	1
STOLEN PROPERTY: BUYING, RECEIVING, POSSESSION	9	0	0	9	1	0	0	1	29	1	0	30
VANDALISM	8	1	0	9	3	6	0	9	44	10	0	54
WEAPONS: CARRYING, POSSESSION, ETC.	9	0	0	9	0	0	0	0	17	1	0	18
PROSTITUTION & COMMERCIALIZED VICE	0	0	0	0	0	0	0	0	2	0	0	2
SEX OFFENSES (EXCEPT RAPE & PROSTITUTION)	9	0	0	9	2	1	0	3	36	5	0	41
NARCOTIC DRUG LAWS	170	1	3	174	29	19	0	48	371	4	1	376
GAMBLING	3	0	0	3	0	0	0	0	7	0	0	7
OFFENSES AGAINST FAMILY	12	0	1	13	8	0	0	8	49	0	0	49
DRIVING UNDER THE INFLUENCE	188	1	3	192	12	0	1	13	566	7	0	573
LIQUOR LAWS	12	0	0	12	13	1	0	14	41	3	1	45
DRUNKENNESS	137	7	1	145	8	2	2	12	337	9	0	346
DISORDERLY CONDUCT	50	1	0	51	5	1	0	6	86	20	0	106
ALL OTHER OFFENSES (EXCEPT TRAFFIC)	462	11	8	481	132	1	7	140	1,127	8	11	1,146
CURFEW & LOITERING LAW VIOLATIONS	0	0	0	0	0	0	0	0	0	0	0	0
RUNAWAYS	0	0	0	0	0	0	0	0	0	0	0	0
TOTAL FOR PART II CRIMES	1,187	24	18	1,229	290	36	10	336	2,929	84	15	3,028

TOTAL CRIMES	1,296	32	18	1,346	308	41	10	359	3,270	117	17	3,404
---------------------	-------	----	----	-------	-----	----	----	-----	-------	-----	----	-------

2005 TOTAL ARRESTS BY COUNTY-ADULT AND JUVENILE

PART I CRIMES	LAWRENCE				LEE				LESLIE			
	ADULT	JUV	UNK	TOTAL	ADULT	JUV	UNK	TOTAL	ADULT	JUV	UNK	TOTAL
MURDER	0	0	0	0	9	0	0	9	2	0	0	2
FORCIBLE RAPE	1	0	0	1	0	0	0	0	2	0	0	2
ROBBERY	1	0	0	1	8	0	0	8	2	0	0	2
AGGRAVATED ASSAULT	0	0	0	0	6	1	1	8	5	0	0	5
BURGLARY	1	0	0	1	11	0	1	12	13	0	0	13
LARCENY-THEFT	1	0	0	1	16	0	1	17	32	0	0	32
AUTO THEFT	0	0	0	0	0	0	0	0	0	1	0	1
ARSON	0	0	0	0	2	0	0	2	0	0	0	0
TOTAL FOR PART I CRIMES	4	0	0	4	52	1	3	56	56	1	0	57

PART II CRIMES												
MANSLAUGHTER BY NEGLIGENCE	0	0	0	0	0	0	0	0	0	0	0	0
OTHER ASSAULTS	12	0	0	12	22	0	6	28	81	2	0	83
FORGERY & COUNTERFEITING	0	0	0	0	7	0	0	7	6	0	0	6
FRAUD	3	0	0	3	3	0	9	12	3	0	0	3
EMBEZZLEMENT	0	0	0	0	36	0	0	36	0	0	0	0
STOLEN PROPERTY: BUYING, RECEIVING, POSSESSION	5	1	0	6	16	0	0	16	7	0	0	7
VANDALISM	1	0	0	1	3	0	0	3	15	5	0	20
WEAPONS: CARRYING, POSSESSION, ETC.	7	0	0	7	2	0	0	2	9	0	0	9
PROSTITUTION & COMMERCIALIZED VICE	0	0	0	0	0	0	0	0	0	0	0	0
SEX OFFENSES (EXCEPT RAPE & PROSTITUTION)	0	1	0	1	0	0	2	2	4	0	0	4
NARCOTIC DRUG LAWS	58	1	2	61	69	0	5	74	98	1	1	100
GAMBLING	0	0	0	0	0	0	0	0	0	0	0	0
OFFENSES AGAINST FAMILY	4	0	0	4	14	0	0	14	5	0	1	6
DRIVING UNDER THE INFLUENCE	33	2	0	35	72	3	1	76	124	0	1	125
LIQUOR LAWS	14	0	0	14	18	1	1	20	28	1	0	29
DRUNKENNESS	13	0	0	13	70	0	1	71	63	1	1	65
DISORDERLY CONDUCT	2	0	0	2	18	1	2	21	39	1	0	40
ALL OTHER OFFENSES (EXCEPT TRAFFIC)	71	1	0	72	360	2	17	379	97	0	1	98
CURFEW & LOITERING LAW VIOLATIONS	0	0	0	0	0	0	0	0	0	0	0	0
RUNAWAYS	0	0	0	0	1	0	0	1	0	0	0	0
TOTAL FOR PART II CRIMES	223	6	2	231	711	7	44	762	579	11	5	595

TOTAL CRIMES	227	6	2	235	763	8	47	818	635	12	5	652
---------------------	-----	---	---	-----	-----	---	----	-----	-----	----	---	-----

2005 TOTAL ARRESTS BY COUNTY-ADULT AND JUVENILE

PART I CRIMES	LETCHER				LEWIS				LINCOLN			
	ADULT	JUV	UNK	TOTAL	ADULT	JUV	UNK	TOTAL	ADULT	JUV	UNK	TOTAL
MURDER	6	0	0	6	0	0	0	0	0	0	0	0
FORCIBLE RAPE	3	0	0	3	1	0	0	1	1	1	0	2
ROBBERY	5	0	0	5	0	0	0	0	0	0	0	0
AGGRAVATED ASSAULT	22	1	0	23	3	1	0	4	7	0	0	7
BURGLARY	39	4	0	43	6	0	1	7	16	16	0	32
LARCENY-THEFT	45	0	0	45	17	0	1	18	22	12	0	34
AUTO THEFT	9	1	0	10	0	0	0	0	2	0	0	2
ARSON	2	0	0	2	0	0	0	0	12	0	0	12
TOTAL FOR PART I CRIMES	131	6	0	137	27	1	2	30	60	29	0	89

PART II CRIMES												
MANSLAUGHTER BY NEGLIGENCE	0	0	0	0	0	0	0	0	0	0	0	0
OTHER ASSAULTS	156	2	0	158	45	1	0	46	57	11	0	68
FORGERY & COUNTERFEITING	22	0	0	22	2	0	0	2	1	0	0	1
FRAUD	27	0	0	27	7	0	1	8	11	1	0	12
EMBEZZLEMENT	5	0	0	5	0	0	0	0	0	0	0	0
STOLEN PROPERTY: BUYING, RECEIVING, POSSESSION	16	0	0	16	5	0	0	5	6	0	0	6
VANDALISM	31	0	0	31	7	0	1	8	12	17	0	29
WEAPONS: CARRYING, POSSESSION, ETC.	48	0	0	48	6	0	0	6	3	1	0	4
PROSTITUTION & COMMERCIALIZED VICE	0	0	0	0	0	0	0	0	0	0	0	0
SEX OFFENSES (EXCEPT RAPE & PROSTITUTION)	38	0	0	38	5	1	0	6	7	3	0	10
NARCOTIC DRUG LAWS	209	2	0	211	103	1	3	107	84	1	0	85
GAMBLING	0	0	0	0	0	0	0	0	0	0	0	0
OFFENSES AGAINST FAMILY	49	0	1	50	7	0	0	7	14	0	0	14
DRIVING UNDER THE INFLUENCE	140	1	1	142	83	1	0	84	86	2	0	88
LIQUOR LAWS	43	1	1	45	7	1	0	8	26	0	0	26
DRUNKENNESS	247	5	0	252	82	1	1	84	39	0	0	39
DISORDERLY CONDUCT	111	4	1	116	29	0	0	29	14	0	0	14
ALL OTHER OFFENSES (EXCEPT TRAFFIC)	347	3	6	356	69	0	0	69	214	5	0	219
CURFEW & LOITERING LAW VIOLATIONS	0	0	0	0	0	0	0	0	0	0	0	0
RUNAWAYS	0	0	0	0	0	0	0	0	0	0	0	0
TOTAL FOR PART II CRIMES	1,489	18	10	1,517	457	6	6	469	574	41	0	615

TOTAL CRIMES	1,620	24	10	1,654	484	7	8	499	634	70	0	704
---------------------	-------	----	----	-------	-----	---	---	-----	-----	----	---	-----

2005 TOTAL ARRESTS BY COUNTY-ADULT AND JUVENILE

PART I CRIMES	LIVINGSTON				LOGAN				LYON			
	ADULT	JUV	UNK	TOTAL	ADULT	JUV	UNK	TOTAL	ADULT	JUV	UNK	TOTAL
MURDER	5	0	0	5	3	0	0	3	1	0	0	1
FORCIBLE RAPE	17	0	0	17	5	0	0	5	0	0	0	0
ROBBERY	1	0	0	1	8	0	2	10	0	0	0	0
AGGRAVATED ASSAULT	2	0	0	2	50	3	4	57	9	0	0	9
BURGLARY	2	5	0	7	37	1	0	38	4	3	0	7
LARCENY-THEFT	7	4	0	11	87	0	0	87	4	0	0	4
AUTO THEFT	0	0	0	0	12	0	2	14	2	0	0	2
ARSON	0	0	0	0	1	0	0	1	0	0	0	0
TOTAL FOR PART I CRIMES	34	9	0	43	203	4	8	215	20	3	0	23

PART II CRIMES												
MANSLAUGHTER BY NEGLIGENCE	0	0	0	0	0	0	0	0	0	0	0	0
OTHER ASSAULTS	19	6	0	25	189	3	0	192	15	1	0	16
FORGERY & COUNTERFEITING	1	1	0	2	235	0	5	240	5	0	0	5
FRAUD	8	1	3	12	348	0	10	358	14	0	3	17
EMBEZZLEMENT	0	0	0	0	3	0	0	3	0	0	0	0
STOLEN PROPERTY: BUYING, RECEIVING, POSSESSION	3	2	0	5	26	1	0	27	3	0	0	3
VANDALISM	1	7	0	8	40	0	0	40	8	0	0	8
WEAPONS: CARRYING, POSSESSION, ETC.	9	0	0	9	27	0	1	28	5	0	0	5
PROSTITUTION & COMMERCIALIZED VICE	0	0	0	0	0	0	0	0	0	0	0	0
SEX OFFENSES (EXCEPT RAPE & PROSTITUTION)	95	0	0	95	31	4	1	36	0	0	0	0
NARCOTIC DRUG LAWS	102	5	0	107	300	3	7	310	130	5	0	135
GAMBLING	0	0	0	0	0	0	0	0	0	0	0	0
OFFENSES AGAINST FAMILY	9	0	0	9	53	0	0	53	3	0	0	3
DRIVING UNDER THE INFLUENCE	98	7	0	105	132	0	1	133	88	0	0	88
LIQUOR LAWS	24	4	0	28	34	0	1	35	58	0	0	58
DRUNKENNESS	19	4	1	24	53	1	2	56	19	1	0	20
DISORDERLY CONDUCT	3	1	0	4	82	0	4	86	11	0	0	11
ALL OTHER OFFENSES (EXCEPT TRAFFIC)	68	1	3	72	397	14	14	425	79	0	1	80
CURFEW & LOITERING LAW VIOLATIONS	0	0	0	0	0	0	0	0	0	0	0	0
RUNAWAYS	0	0	0	0	0	1	0	1	0	0	0	0
TOTAL FOR PART II CRIMES	459	39	7	505	1,950	27	46	2,023	438	7	4	449

TOTAL CRIMES	493	48	7	548	2,153	31	54	2,238	458	10	4	472
---------------------	-----	----	---	-----	-------	----	----	-------	-----	----	---	-----

2005 TOTAL ARRESTS BY COUNTY-ADULT AND JUVENILE

PART I CRIMES	MCCRACKEN				MCCREARY				MCLEAN			
	ADULT	JUV	UNK	TOTAL	ADULT	JUV	UNK	TOTAL	ADULT	JUV	UNK	TOTAL
MURDER	2	1	0	3	5	0	0	5	0	0	0	0
FORCIBLE RAPE	10	46	0	56	0	0	0	0	1	1	0	2
ROBBERY	18	82	0	100	8	0	0	8	0	0	0	0
AGGRAVATED ASSAULT	70	65	0	135	3	0	0	3	4	0	0	4
BURGLARY	18	44	0	62	6	0	0	6	1	2	0	3
LARCENY-THEFT	302	36	0	338	68	1	0	69	6	0	0	6
AUTO THEFT	5	20	0	25	4	0	0	4	3	0	1	4
ARSON	0	3	0	3	2	0	0	2	0	0	0	0
TOTAL FOR PART I CRIMES	425	297	0	722	96	1	0	97	15	3	1	19

PART II CRIMES												
MANSLAUGHTER BY NEGLIGENCE	1	1	0	2	0	0	0	0	0	0	0	0
OTHER ASSAULTS	232	100	3	335	27	3	0	30	6	5	1	12
FORGERY & COUNTERFEITING	47	47	0	94	65	0	0	65	25	0	0	25
FRAUD	60	13	4	77	65	0	0	65	3	0	1	4
EMBEZZLEMENT	1	0	0	1	0	0	0	0	1	0	0	1
STOLEN PROPERTY: BUYING, RECEIVING, POSSESSION	34	21	1	56	27	0	0	27	1	0	0	1
VANDALISM	19	20	0	39	1	1	0	2	0	0	0	0
WEAPONS: CARRYING, POSSESSION, ETC.	30	13	1	44	5	0	0	5	0	0	0	0
PROSTITUTION & COMMERCIALIZED VICE	0	0	0	0	0	0	0	0	0	0	0	0
SEX OFFENSES (EXCEPT RAPE & PROSTITUTION)	13	13	0	26	4	1	0	5	1	4	0	5
NARCOTIC DRUG LAWS	587	64	2	653	86	0	0	86	29	0	0	29
GAMBLING	0	0	0	0	0	0	0	0	0	0	0	0
OFFENSES AGAINST FAMILY	7	1	0	8	14	0	0	14	2	0	0	2
DRIVING UNDER THE INFLUENCE	486	4	0	490	135	1	0	136	43	0	1	44
LIQUOR LAWS	77	5	0	82	30	0	0	30	13	0	0	13
DRUNKENNESS	451	6	0	457	47	1	0	48	9	0	1	10
DISORDERLY CONDUCT	103	24	0	127	20	2	0	22	2	0	0	2
ALL OTHER OFFENSES (EXCEPT TRAFFIC)	476	168	19	663	241	0	0	241	25	2	0	27
CURFEW & LOITERING LAW VIOLATIONS	0	0	0	0	0	0	0	0	0	0	0	0
RUNAWAYS	4	15	0	19	0	0	0	0	0	0	0	0
TOTAL FOR PART II CRIMES	2,628	515	30	3,173	767	9	0	776	160	11	4	175

TOTAL CRIMES	3,053	812	30	3,895	863	10	0	873	175	14	5	194
---------------------	-------	-----	----	-------	-----	----	---	-----	-----	----	---	-----

2005 TOTAL ARRESTS BY COUNTY-ADULT AND JUVENILE

PART I CRIMES	MADISON				MAGOFFIN				MARION			
	ADULT	JUV	UNK	TOTAL	ADULT	JUV	UNK	TOTAL	ADULT	JUV	UNK	TOTAL
MURDER	1	0	0	1	3	0	0	3	3	0	0	3
FORCIBLE RAPE	3	0	0	3	1	1	0	2	2	0	0	2
ROBBERY	17	0	0	17	0	0	0	0	1	0	0	1
AGGRAVATED ASSAULT	44	7	0	51	9	0	0	9	12	7	0	19
BURGLARY	45	2	3	50	3	0	0	3	9	1	0	10
LARCENY-THEFT	206	47	5	258	11	4	0	15	18	9	0	27
AUTO THEFT	8	2	0	10	0	0	0	0	1	1	0	2
ARSON	2	0	6	8	1	0	0	1	0	0	0	0
TOTAL FOR PART I CRIMES	326	58	14	398	28	5	0	33	46	18	0	64

PART II CRIMES												
MANSLAUGHTER BY NEGLIGENCE	0	0	0	0	0	0	0	0	0	0	0	0
OTHER ASSAULTS	239	38	10	287	56	2	1	59	56	17	0	73
FORGERY & COUNTERFEITING	77	0	1	78	0	0	0	0	17	1	0	18
FRAUD	101	0	5	106	0	0	0	0	23	0	2	25
EMBEZZLEMENT	1	0	0	1	0	0	0	0	1	0	0	1
STOLEN PROPERTY: BUYING, RECEIVING, POSSESSION	95	16	5	116	3	0	0	3	6	2	0	8
VANDALISM	24	10	10	44	3	0	0	3	8	2	0	10
WEAPONS: CARRYING, POSSESSION, ETC.	31	3	0	34	4	0	0	4	12	2	0	14
PROSTITUTION & COMMERCIALIZED VICE	0	0	0	0	0	0	0	0	0	0	0	0
SEX OFFENSES (EXCEPT RAPE & PROSTITUTION)	17	5	0	22	3	0	0	3	945	0	1	946
NARCOTIC DRUG LAWS	805	66	9	880	86	0	0	86	170	4	1	175
GAMBLING	7	0	0	7	0	0	0	0	0	0	0	0
OFFENSES AGAINST FAMILY	70	0	0	70	11	0	0	11	8	2	1	11
DRIVING UNDER THE INFLUENCE	641	5	4	650	117	1	1	119	168	6	3	177
LIQUOR LAWS	144	14	1	159	26	0	0	26	103	2	2	107
DRUNKENNESS	1,005	38	8	1,051	42	2	0	44	157	2	0	159
DISORDERLY CONDUCT	246	29	9	284	39	2	0	41	47	0	0	47
ALL OTHER OFFENSES (EXCEPT TRAFFIC)	1,228	74	17	1,319	106	1	0	107	170	0	2	172
CURFEW & LOITERING LAW VIOLATIONS	1	0	0	1	0	0	0	0	0	0	0	0
RUNAWAYS	1	4	1	6	0	0	0	0	0	0	0	0
TOTAL FOR PART II CRIMES	4,733	302	80	5,115	496	8	2	506	1,891	40	12	1,943

TOTAL CRIMES	5,059	360	94	5,513	524	13	2	539	1,937	58	12	2,007
---------------------	-------	-----	----	-------	-----	----	---	-----	-------	----	----	-------

2005 TOTAL ARRESTS BY COUNTY-ADULT AND JUVENILE

PART I CRIMES	MARSHALL				MARTIN				MASON			
	ADULT	JUV	UNK	TOTAL	ADULT	JUV	UNK	TOTAL	ADULT	JUV	UNK	TOTAL
MURDER	1	0	0	1	1	0	0	1	0	0	0	0
FORCIBLE RAPE	1	0	0	1	1	0	0	1	0	0	0	0
ROBBERY	6	0	0	6	1	0	0	1	0	0	0	0
AGGRAVATED ASSAULT	14	2	0	16	10	0	0	10	0	1	0	1
BURGLARY	14	1	0	15	14	0	0	14	0	0	0	0
LARCENY-THEFT	32	2	0	34	27	0	0	27	2	0	0	2
AUTO THEFT	4	0	0	4	5	0	0	5	0	0	0	0
ARSON	1	0	0	1	1	0	0	1	0	0	0	0
TOTAL FOR PART I CRIMES	73	5	0	78	60	0	0	60	2	1	0	3

PART II CRIMES												
MANSLAUGHTER BY NEGLIGENCE	0	0	0	0	0	0	0	0	0	0	0	0
OTHER ASSAULTS	78	3	0	81	84	2	2	88	5	0	0	5
FORGERY & COUNTERFEITING	8	0	0	8	14	0	0	14	1	0	0	1
FRAUD	99	0	0	99	14	0	0	14	2	0	1	3
EMBEZZLEMENT	2	0	1	3	4	0	0	4	13	0	0	13
STOLEN PROPERTY: BUYING, RECEIVING, POSSESSION	10	1	0	11	11	0	1	12	0	0	0	0
VANDALISM	11	0	0	11	6	0	0	6	0	0	0	0
WEAPONS: CARRYING, POSSESSION, ETC.	17	0	0	17	8	0	0	8	0	0	0	0
PROSTITUTION & COMMERCIALIZED VICE	0	0	0	0	0	0	0	0	0	0	0	0
SEX OFFENSES (EXCEPT RAPE & PROSTITUTION)	5	0	0	5	4	1	0	5	0	0	0	0
NARCOTIC DRUG LAWS	331	8	0	339	168	3	0	171	4	0	0	4
GAMBLING	0	0	0	0	0	0	0	0	0	0	0	0
OFFENSES AGAINST FAMILY	52	0	0	52	13	0	0	13	1	0	0	1
DRIVING UNDER THE INFLUENCE	194	4	0	198	73	0	2	75	22	0	1	23
LIQUOR LAWS	46	0	0	46	6	0	0	6	6	0	0	6
DRUNKENNESS	84	5	0	89	72	0	1	73	4	0	1	5
DISORDERLY CONDUCT	25	0	0	25	34	0	0	34	0	0	0	0
ALL OTHER OFFENSES (EXCEPT TRAFFIC)	602	4	7	613	333	0	6	339	27	0	0	27
CURFEW & LOITERING LAW VIOLATIONS	1	0	0	1	0	0	0	0	0	0	0	0
RUNAWAYS	0	1	0	1	0	0	0	0	0	0	0	0
TOTAL FOR PART II CRIMES	1,565	26	8	1,599	844	6	12	862	85	0	3	88

TOTAL CRIMES	1,638	31	8	1,677	904	6	12	922	87	1	3	91
---------------------	--------------	-----------	----------	--------------	------------	----------	-----------	------------	-----------	----------	----------	-----------

2005 TOTAL ARRESTS BY COUNTY-ADULT AND JUVENILE

PART I CRIMES	MEADE				MENIFEE				MERCER			
	ADULT	JUV	UNK	TOTAL	ADULT	JUV	UNK	TOTAL	ADULT	JUV	UNK	TOTAL
MURDER	2	0	0	2	0	0	0	0	1	0	0	1
FORCIBLE RAPE	4	0	0	4	0	0	0	0	1	1	0	2
ROBBERY	2	0	0	2	0	0	0	0	6	0	0	6
AGGRAVATED ASSAULT	20	2	0	22	0	0	0	0	21	0	0	21
BURGLARY	17	4	0	21	5	0	0	5	28	1	0	29
LARCENY-THEFT	33	8	1	42	0	0	0	0	39	3	0	42
AUTO THEFT	9	0	0	9	0	0	0	0	1	0	0	1
ARSON	0	0	0	0	0	0	0	0	2	0	0	2
TOTAL FOR PART I CRIMES	87	14	1	102	5	0	0	5	99	5	0	104

PART II CRIMES												
MANSLAUGHTER BY NEGLIGENCE	0	0	0	0	0	0	0	0	0	0	0	0
OTHER ASSAULTS	113	10	5	128	17	0	0	17	118	9	0	127
FORGERY & COUNTERFEITING	30	0	0	30	2	0	0	2	40	0	0	40
FRAUD	512	0	37	549	0	0	0	0	55	0	0	55
EMBEZZLEMENT	4	0	0	4	0	0	0	0	2	0	0	2
STOLEN PROPERTY: BUYING, RECEIVING, POSSESSION	22	1	2	25	2	0	0	2	10	3	0	13
VANDALISM	17	5	0	22	3	0	0	3	19	20	0	39
WEAPONS: CARRYING, POSSESSION, ETC.	19	0	0	19	2	0	0	2	12	0	0	12
PROSTITUTION & COMMERCIALIZED VICE	0	0	0	0	0	0	0	0	0	0	0	0
SEX OFFENSES (EXCEPT RAPE & PROSTITUTION)	24	0	0	24	1	2	0	3	18	3	0	21
NARCOTIC DRUG LAWS	248	7	5	260	17	0	0	17	297	19	1	317
GAMBLING	0	0	0	0	0	0	0	0	0	0	0	0
OFFENSES AGAINST FAMILY	85	0	1	86	0	0	0	0	50	2	0	52
DRIVING UNDER THE INFLUENCE	143	2	1	146	17	0	0	17	234	3	2	239
LIQUOR LAWS	30	7	0	37	5	0	0	5	62	0	0	62
DRUNKENNESS	76	2	1	79	8	0	0	8	86	2	1	89
DISORDERLY CONDUCT	30	5	1	36	4	0	0	4	54	1	1	56
ALL OTHER OFFENSES (EXCEPT TRAFFIC)	544	6	7	557	24	0	0	24	262	13	2	277
CURFEW & LOITERING LAW VIOLATIONS	0	0	0	0	0	0	0	0	0	0	0	0
RUNAWAYS	0	0	0	0	0	0	0	0	1	2	0	3
TOTAL FOR PART II CRIMES	1,897	45	60	2,002	102	2	0	104	1,320	77	7	1,404
TOTAL CRIMES	1,984	59	61	2,104	107	2	0	109	1,419	82	7	1,508

2005 TOTAL ARRESTS BY COUNTY-ADULT AND JUVENILE

PART I CRIMES	METCALFE				MONROE				MONTGOMERY			
	ADULT	JUV	UNK	TOTAL	ADULT	JUV	UNK	TOTAL	ADULT	JUV	UNK	TOTAL
MURDER	3	0	0	3	0	0	0	0	0	0	0	0
FORCIBLE RAPE	2	0	0	2	2	0	0	2	2	0	0	2
ROBBERY	0	0	0	0	3	0	0	3	4	0	0	4
AGGRAVATED ASSAULT	3	0	0	3	8	1	1	10	12	2	0	14
BURGLARY	2	0	0	2	13	0	0	13	18	0	1	19
LARCENY-THEFT	0	0	0	0	33	1	0	34	124	11	1	136
AUTO THEFT	0	0	0	0	9	2	0	11	5	1	0	6
ARSON	1	0	0	1	1	0	0	1	1	0	0	1
TOTAL FOR PART I CRIMES	11	0	0	11	69	4	1	74	166	14	2	182

PART II CRIMES												
MANSLAUGHTER BY NEGLIGENCE	0	0	0	0	0	0	0	0	0	0	0	0
OTHER ASSAULTS	8	0	0	8	41	4	5	50	118	3	1	122
FORGERY & COUNTERFEITING	1	0	0	1	20	0	0	20	52	1	1	54
FRAUD	2	0	0	2	36	0	1	37	191	1	25	217
EMBEZZLEMENT	0	0	0	0	0	0	0	0	9	0	0	9
STOLEN PROPERTY: BUYING, RECEIVING, POSSESSION	1	0	0	1	11	0	0	11	35	2	1	38
VANDALISM	2	0	0	2	17	3	0	20	13	0	1	14
WEAPONS: CARRYING, POSSESSION, ETC.	0	0	0	0	8	0	0	8	8	0	1	9
PROSTITUTION & COMMERCIALIZED VICE	0	0	0	0	0	0	0	0	1	0	2	3
SEX OFFENSES (EXCEPT RAPE & PROSTITUTION)	2	0	0	2	15	0	0	15	6	0	0	6
NARCOTIC DRUG LAWS	39	0	0	39	176	2	4	182	270	2	7	279
GAMBLING	0	0	0	0	0	0	0	0	0	0	0	0
OFFENSES AGAINST FAMILY	2	0	0	2	10	0	0	10	50	0	0	50
DRIVING UNDER THE INFLUENCE	10	0	0	10	49	3	0	52	196	0	2	198
LIQUOR LAWS	14	1	0	15	13	3	0	16	41	0	1	42
DRUNKENNESS	3	0	0	3	128	3	4	135	444	1	8	453
DISORDERLY CONDUCT	1	0	0	1	31	2	4	37	134	5	6	145
ALL OTHER OFFENSES (EXCEPT TRAFFIC)	32	0	0	32	87	1	4	92	800	3	21	824
CURFEW & LOITERING LAW VIOLATIONS	0	0	0	0	0	0	0	0	0	0	0	0
RUNAWAYS	0	0	0	0	0	0	0	0	0	1	0	1
TOTAL FOR PART II CRIMES	117	1	0	118	642	21	22	685	2,368	19	77	2,464

TOTAL CRIMES	128	1	0	129	711	25	23	759	2,534	33	79	2,646
---------------------	-----	---	---	-----	-----	----	----	-----	-------	----	----	-------

2005 TOTAL ARRESTS BY COUNTY-ADULT AND JUVENILE

PART I CRIMES	MORGAN				MUHLENBERG				NELSON			
	ADULT	JUV	UNK	TOTAL	ADULT	JUV	UNK	TOTAL	ADULT	JUV	UNK	TOTAL
MURDER	3	0	0	3	0	0	0	0	1	0	0	1
FORCIBLE RAPE	6	0	0	6	3	0	0	3	13	0	0	13
ROBBERY	2	0	0	2	5	0	0	5	10	0	0	10
AGGRAVATED ASSAULT	6	1	0	7	11	1	0	12	49	0	1	50
BURGLARY	5	0	0	5	29	3	0	32	66	5	1	72
LARCENY-THEFT	10	2	0	12	79	4	4	87	235	14	6	255
AUTO THEFT	1	0	0	1	6	1	0	7	12	0	0	12
ARSON	0	0	0	0	0	0	0	0	19	0	0	19
TOTAL FOR PART I CRIMES	33	3	0	36	133	9	4	146	405	19	8	432

PART II CRIMES												
MANSLAUGHTER BY NEGLIGENCE	0	0	0	0	0	0	0	0	1	0	0	1
OTHER ASSAULTS	64	2	0	66	141	6	1	148	244	3	0	247
FORGERY & COUNTERFEITING	30	0	0	30	10	0	0	10	144	1	4	149
FRAUD	69	0	4	73	68	0	5	73	515	0	4	519
EMBEZZLEMENT	1	0	0	1	1	0	0	1	5	0	0	5
STOLEN PROPERTY: BUYING, RECEIVING, POSSESSION	11	1	0	12	13	0	1	14	18	3	1	22
VANDALISM	7	0	1	8	11	0	0	11	104	9	0	113
WEAPONS: CARRYING, POSSESSION, ETC.	3	0	0	3	90	0	0	90	19	0	1	20
PROSTITUTION & COMMERCIALIZED VICE	0	0	0	0	0	0	0	0	0	0	0	0
SEX OFFENSES (EXCEPT RAPE & PROSTITUTION)	4	1	0	5	22	3	0	25	112	0	0	112
NARCOTIC DRUG LAWS)	136	2	2	140	328	5	6	339	675	5	2	682
GAMBLING	0	0	0	0	0	0	0	0	0	0	0	0
OFFENSES AGAINST FAMILY	21	0	0	21	25	0	0	25	141	0	0	141
DRIVING UNDER THE INFLUENCE	149	1	2	152	232	2	1	235	288	4	2	294
LIQUOR LAWS	32	1	1	34	33	0	0	33	122	2	4	128
DRUNKENNESS	77	1	1	79	110	0	1	111	333	2	3	338
DISORDERLY CONDUCT	29	0	0	29	49	0	1	50	100	0	2	102
ALL OTHER OFFENSES (EXCEPT TRAFFIC)	125	1	3	129	150	7	7	164	700	3	13	716
CURFEW & LOITERING LAW VIOLATIONS	1	0	0	1	0	0	0	0	1	0	0	1
RUNAWAYS	0	0	0	0	0	1	0	1	0	0	0	0
TOTAL FOR PART II CRIMES	759	10	14	783	1,283	24	23	1,330	3,522	32	36	3,590

TOTAL CRIMES	792	13	14	819	1,416	33	27	1,476	3,927	51	44	4,022
---------------------	------------	-----------	-----------	------------	--------------	-----------	-----------	--------------	--------------	-----------	-----------	--------------

2005 TOTAL ARRESTS BY COUNTY-ADULT AND JUVENILE

PART I CRIMES	NICHOLAS				OHIO				OLDHAM			
	ADULT	JUV	UNK	TOTAL	ADULT	JUV	UNK	TOTAL	ADULT	JUV	UNK	TOTAL
MURDER	0	0	0	0	0	0	0	0	1	0	0	1
FORCIBLE RAPE	1	0	0	1	7	0	0	7	0	0	0	0
ROBBERY	0	0	0	0	5	0	0	5	0	0	0	0
AGGRAVATED ASSAULT	3	1	0	4	31	0	0	31	2	0	0	2
BURGLARY	5	0	0	5	38	5	1	44	1	0	0	1
LARCENY-THEFT	2	3	0	5	77	4	3	84	3	0	0	3
AUTO THEFT	0	0	0	0	5	4	0	9	0	0	0	0
ARSON	0	0	0	0	5	0	0	5	0	0	0	0
TOTAL FOR PART I CRIMES	11	4	0	15	168	13	4	185	7	0	0	7

PART II CRIMES												
MANSLAUGHTER BY NEGLIGENCE	0	0	0	0	0	0	0	0	0	0	0	0
OTHER ASSAULTS	38	0	0	38	215	10	1	226	3	0	0	3
FPRGERY & COUNTERFEITING	15	0	0	15	38	0	0	38	3	0	0	3
FRAUD	2	0	0	2	193	0	36	229	11	0	0	11
EMBEZZLEMENT	0	0	0	0	1	0	0	1	0	0	0	0
STOLEN PROPERTY: BUYING, RECEIVING, POSSESSION	14	0	0	14	13	3	5	21	0	0	0	0
VANDALISM	7	0	0	7	23	4	0	27	0	0	0	0
WEAPONS: CARRYING, POSSESSION, ETC.	0	0	0	0	19	0	0	19	1	0	0	1
PROSTITUTION & COMMERCIALIZED VICE	0	0	0	0	0	0	0	0	0	0	0	0
SEX OFFENSES (EXCEPT RAPE & PROSTITUTION)	3	0	0	3	59	1	0	60	2	0	0	2
NARCOTIC DRUG LAWS	60	0	0	60	362	6	26	394	21	2	0	23
GAMBLING	0	0	0	0	0	0	0	0	0	0	0	0
OFFENSES AGAINST FAMILY	1	0	0	1	51	0	0	51	2	0	0	2
DRIVING UNDER THE INFLUENCE	27	0	0	27	204	2	1	207	14	1	0	15
LIQUOR LAWS	15	2	0	17	39	0	0	39	7	0	1	8
DRUNKENNESS	24	3	1	28	66	3	3	72	5	0	1	6
DISORDERLY CONDUCT	17	5	0	22	39	4	1	44	2	0	0	2
ALL OTHER OFFENSES (EXCEPT TRAFFIC)	207	4	2	213	238	7	16	261	51	0	1	52
CURFEW & LOITERING LAW VIOLATIONS	0	0	0	0	0	0	0	0	0	0	0	0
RUNAWAYS	0	0	0	0	0	1	0	1	0	0	0	0
TOTAL FOR PART II CRIMES	430	14	3	447	1,560	41	89	1,690	122	3	3	128

TOTAL CRIMES	441	18	3	462	1,728	54	93	1,875	129	3	3	135
---------------------	-----	----	---	-----	-------	----	----	-------	-----	---	---	-----

2005 TOTAL ARRESTS BY COUNTY-ADULT AND JUVENILE

PART I CRIMES	OWEN				OWSLEY				PENDLETON			
	ADULT	JUV	UNK	TOTAL	ADULT	JUV	UNK	TOTAL	ADULT	JUV	UNK	TOTAL
MURDER	2	0	0	2	1	0	0	1	0	0	0	0
FORCIBLE RAPE	1	0	0	1	0	0	0	0	0	0	0	0
ROBBERY	0	0	0	0	0	0	0	0	0	0	0	0
AGGRAVATED ASSAULT	3	1	0	4	3	0	0	3	12	0	0	12
BURGLARY	5	2	0	7	31	1	0	32	3	1	0	4
LARCENY-THEFT	4	0	0	4	2	0	0	2	51	1	0	52
AUTO THEFT	1	1	0	2	0	0	0	0	1	4	0	5
ARSON	0	0	0	0	0	0	0	0	2	1	0	3
TOTAL FOR PART I CRIMES	16	4	0	20	37	1	0	38	69	7	0	76

PART II CRIMES												
MANSLAUGHTER BY NEGLIGENCE	0	0	0	0	0	0	0	0	1	0	0	1
OTHER ASSAULTS	32	2	0	34	11	0	0	11	23	1	0	24
FORGERY & COUNTERFEITING	4	0	0	4	1	0	0	1	0	0	0	0
FRAUD	4	0	0	4	6	0	0	6	2	0	0	2
EMBEZZLEMENT	0	0	0	0	0	0	0	0	0	0	0	0
STOLEN PROPERTY: BUYING, RECEIVING, POSSESSION	5	1	0	6	1	0	0	1	0	0	0	0
VANDALISM	2	0	0	2	1	0	0	1	9	2	0	11
WEAPONS: CARRYING, POSSESSION, ETC.	1	0	0	1	1	0	0	1	4	0	0	4
PROSTITUTION & COMMERCIALIZED VICE	0	0	0	0	2	0	0	2	0	0	0	0
SEX OFFENSES (EXCEPT RAPE & PROSTITUTION)	5	1	2	8	15	3	0	18	10	0	0	10
NARCOTIC DRUG LAWS	35	8	0	43	58	0	3	61	32	2	0	34
GAMBLING	0	0	0	0	0	0	0	0	0	0	0	0
OFFENSES AGAINST FAMILY	10	0	1	11	5	0	0	5	8	0	0	8
DRIVING UNDER THE INFLUENCE	34	0	1	35	29	0	0	29	63	1	0	64
LIQUOR LAWS	19	3	0	22	6	0	0	6	21	0	0	21
DRUNKENNESS	22	3	0	25	31	1	0	32	30	2	1	33
DISORDERLY CONDUCT	9	0	0	9	2	2	0	4	23	1	0	24
ALL OTHER OFFENSES (EXCEPT TRAFFIC)	49	1	1	51	55	1	1	57	177	2	1	180
CURFEW & LOITERING LAW VIOLATIONS	0	0	0	0	0	0	0	0	0	0	0	0
RUNAWAYS	0	0	0	0	0	0	0	0	0	0	0	0
TOTAL FOR PART II CRIMES	231	19	5	255	224	7	4	235	403	11	2	416

TOTAL CRIMES	247	23	5	275	261	8	4	273	472	18	2	492
---------------------	-----	----	---	-----	-----	---	---	-----	-----	----	---	-----

2005 TOTAL ARRESTS BY COUNTY-ADULT AND JUVENILE

PART I CRIMES	PERRY				PIKE				POWELL			
	ADULT	JUV	UNK	TOTAL	ADULT	JUV	UNK	TOTAL	ADULT	JUV	UNK	TOTAL
MURDER	3	0	0	3	13	0	0	13	2	0	0	2
FORCIBLE RAPE	5	0	0	5	3	0	0	3	1	0	0	1
ROBBERY	14	1	0	15	19	0	0	19	0	0	0	0
AGGRAVATED ASSAULT	38	1	0	39	34	4	0	38	2	0	0	2
BURGLARY	123	0	4	127	62	8	1	71	8	0	1	9
LARCENY-THEFT	269	26	3	298	364	27	2	393	9	0	0	9
AUTO THEFT	10	0	0	10	21	1	0	22	0	0	0	0
ARSON	12	0	0	12	4	1	0	5	2	0	0	2
TOTAL FOR PART I CRIMES	474	28	7	509	520	41	3	564	24	0	1	25

PART II CRIMES												
MANSLAUGHTER BY NEGLIGENCE	0	0	0	0	1	0	0	1	0	0	0	0
OTHER ASSAULTS	197	6	2	205	452	24	2	478	18	0	1	19
FORGERY & COUNTERFEITING	228	0	0	228	60	0	0	60	12	0	0	12
FRAUD	154	0	0	154	81	0	1	82	23	0	0	23
EMBEZZLEMENT	1	0	0	1	4	0	0	4	1	0	0	1
STOLEN PROPERTY: BUYING, RECEIVING, POSSESSION	88	1	0	89	46	1	1	48	4	0	0	4
VANDALISM	32	3	0	35	70	0	2	72	6	0	0	6
WEAPONS: CARRYING, POSSESSION, ETC.	20	0	0	20	42	1	0	43	3	0	0	3
PROSTITUTION & COMMERCIALIZED VICE	0	0	0	0	0	0	0	0	0	0	0	0
SEX OFFENSES (EXCEPT RAPE & PROSTITUTION)	16	0	0	16	9	2	0	11	4	1	0	5
NARCOTIC DRUG LAWS	505	8	12	525	941	29	11	981	190	0	0	190
GAMBLING	0	0	0	0	0	0	0	0	0	0	0	0
OFFENSES AGAINST FAMILY	29	0	0	29	60	1	0	61	9	0	0	9
DRIVING UNDER THE INFLUENCE	293	0	0	293	844	9	8	861	214	3	2	219
LIQUOR LAWS	69	0	0	69	192	6	5	203	65	1	1	67
DRUNKENNESS	492	9	8	509	900	27	8	935	64	0	0	64
DISORDERLY CONDUCT	155	2	8	165	250	11	7	268	14	1	0	15
ALL OTHER OFFENSES (EXCEPT TRAFFIC)	361	7	4	372	654	8	6	668	75	1	3	79
CURFEW & LOITERING LAW VIOLATIONS	0	0	0	0	0	0	0	0	0	0	0	0
RUNAWAYS	0	4	0	4	0	0	0	0	0	0	0	0
TOTAL FOR PART II CRIMES	2,640	40	34	2,714	4,606	119	51	4,776	702	7	7	716

TOTAL CRIMES	3,114	68	41	3,223	5,126	160	54	5,340	726	7	8	741
---------------------	-------	----	----	-------	-------	-----	----	-------	-----	---	---	-----

2005 TOTAL ARRESTS BY COUNTY-ADULT AND JUVENILE

PART I CRIMES	PULASKI				ROBERTSON				ROCKCASTLE			
	ADULT	JUV	UNK	TOTAL	ADULT	JUV	UNK	TOTAL	ADULT	JUV	UNK	TOTAL
MURDER	1	0	0	1	0	0	0	0	0	0	0	0
FORCIBLE RAPE	1	0	0	1	0	0	0	0	11	0	0	11
ROBBERY	18	0	2	20	0	0	0	0	2	0	0	2
AGGRAVATED ASSAULT	16	1	2	19	0	0	0	0	18	0	0	18
BURGLARY	46	0	0	46	0	0	0	0	20	0	0	20
LARCENY-THEFT	241	26	13	280	71	1	0	72	51	0	0	51
AUTO THEFT	3	0	0	3	0	0	0	0	7	0	0	7
ARSON	0	2	0	2	1	0	0	1	0	0	0	0
TOTAL FOR PART I CRIMES	326	29	17	372	72	1	0	73	109	0	0	109

PART II CRIMES												
MANSLAUGHTER BY NEGLIGENCE	0	0	0	0	0	0	0	0	2	0	0	2
OTHER ASSAULTS	81	15	1	97	5	0	0	5	108	4	3	115
FORGERY & COUNTERFEITING	56	0	0	56	0	0	0	0	32	0	0	32
FRAUD	70	0	0	70	0	0	0	0	73	0	2	75
EMBEZZLEMENT	0	0	0	0	0	0	0	0	6	0	0	6
STOLEN PROPERTY: BUYING, RECEIVING, POSSESSION	37	2	0	39	0	0	0	0	21	0	0	21
VANDALISM	15	1	3	19	0	0	0	0	20	0	0	20
WEAPONS: CARRYING, POSSESSION, ETC.	31	1	3	35	0	0	0	0	10	0	0	10
PROSTITUTION & COMMERCIALIZED VICE	0	0	0	0	0	0	0	0	0	0	0	0
SEX OFFENSES (EXCEPT RAPE & PROSTITUTION)	3	0	1	4	3	0	0	3	50	0	0	50
NARCOTIC DRUG LAWS	393	15	19	427	2	0	0	2	381	4	5	390
GAMBLING	0	0	0	0	0	0	0	0	0	0	0	0
OFFENSES AGAINST FAMILY	50	0	2	52	0	0	0	0	46	0	0	46
DRIVING UNDER THE INFLUENCE	308	2	3	313	0	0	0	0	214	4	3	221
LIQUOR LAWS	46	5	0	51	0	0	0	0	80	0	1	81
DRUNKENNESS	210	10	2	222	0	0	0	0	203	0	0	203
DISORDERLY CONDUCT	62	3	6	71	0	0	0	0	53	0	0	53
ALL OTHER OFFENSES (EXCEPT TRAFFIC)	745	20	8	773	7	0	0	7	388	1	6	395
CURFEW & LOITERING LAW VIOLATIONS	0	0	0	0	0	0	0	0	0	0	0	0
RUNAWAYS	0	0	0	0	0	0	0	0	0	0	0	0
TOTAL FOR PART II CRIMES	2,107	74	48	2,229	17	0	0	17	1,687	13	20	1,720

TOTAL CRIMES	2,433	103	65	2,601	89	1	0	90	1,796	13	20	1,829
---------------------	-------	-----	----	-------	----	---	---	----	-------	----	----	-------

2005 TOTAL ARRESTS BY COUNTY-ADULT AND JUVENILE

PART I CRIMES	ROWAN				RUSSELL				SCOTT			
	ADULT	JUV	UNK	TOTAL	ADULT	JUV	UNK	TOTAL	ADULT	JUV	UNK	TOTAL
MURDER	2	0	0	2	2	0	0	2	0	0	0	0
FORCIBLE RAPE	1	0	0	1	5	0	0	5	0	0	0	0
ROBBERY	1	0	0	1	3	0	0	3	0	0	0	0
AGGRAVATED ASSAULT	7	4	0	11	17	0	1	18	1	0	0	1
BURGLARY	16	7	0	23	12	0	0	12	3	0	0	3
LARCENY-THEFT	62	6	1	69	36	8	0	44	4	0	0	4
AUTO THEFT	1	1	0	2	1	0	0	1	0	0	0	0
ARSON	0	0	0	0	5	0	0	5	0	0	0	0
TOTAL FOR PART I CRIMES	90	18	1	109	81	8	1	90	8	0	0	8

PART II CRIMES												
MANSLAUGHTER BY NEGLIGENCE	0	0	0	0	0	0	0	0	1	0	0	1
OTHER ASSAULTS	102	18	1	121	70	1	0	71	3	0	0	3
FORGERY & COUNTERFEITING	49	0	0	49	16	0	0	16	2	0	2	4
FRAUD	145	1	1	147	15	0	0	15	8	0	0	8
EMBEZZLEMENT	2	0	0	2	0	0	0	0	1	0	0	1
STOLEN PROPERTY: BUYING, RECEIVING, POSSESSION	25	5	0	30	9	0	0	9	0	0	0	0
VANDALISM	10	2	0	12	1	0	0	1	2	0	0	2
WEAPONS: CARRYING, POSSESSION, ETC.	7	1	0	8	3	0	0	3	4	0	0	4
PROSTITUTION & COMMERCIALIZED VICE	0	0	0	0	0	0	0	0	0	0	0	0
SEX OFFENSES (EXCEPT RAPE & PROSTITUTION)	4	2	0	6	4	1	0	5	9	0	0	9
NARCOTIC DRUG LAWS	253	3	0	256	135	1	3	139	53	0	0	53
GAMBLING	0	0	0	0	0	0	0	0	0	0	0	0
OFFENSES AGAINST FAMILY	37	0	0	37	13	0	0	13	6	0	0	6
DRIVING UNDER THE INFLUENCE	281	3	1	285	211	3	3	217	31	0	0	31
LIQUOR LAWS	66	0	1	67	27	1	0	28	16	1	0	17
DRUNKENNESS	246	2	3	251	152	6	2	160	15	1	0	16
DISORDERLY CONDUCT	38	4	1	43	32	1	1	34	4	0	0	4
ALL OTHER OFFENSES (EXCEPT TRAFFIC)	238	3	1	242	309	3	1	313	83	0	0	83
CURFEW & LOITERING LAW VIOLATIONS	0	0	0	0	0	0	0	0	0	0	0	0
RUNAWAYS	1	1	0	2	0	0	0	0	0	0	0	0
TOTAL FOR PART II CRIMES	1,504	45	9	1,558	997	17	10	1,024	238	2	2	242

TOTAL CRIMES	1,594	63	10	1,667	1,078	25	11	1,114	246	2	2	250
---------------------	-------	----	----	-------	-------	----	----	-------	-----	---	---	-----

2005 TOTAL ARRESTS BY COUNTY-ADULT AND JUVENILE

PART I CRIMES	SHELBY				SIMPSON				SPENCER			
	ADULT	JUV	UNK	TOTAL	ADULT	JUV	UNK	TOTAL	ADULT	JUV	UNK	TOTAL
MURDER	2	0	0	2	1	0	0	1	0	0	0	0
FORCIBLE RAPE	4	0	0	4	0	0	0	0	0	0	0	0
ROBBERY	5	0	0	5	3	0	0	3	0	0	0	0
AGGRAVATED ASSAULT	37	4	2	43	7	4	0	11	0	0	0	0
BURGLARY	42	2	0	44	3	0	0	3	2	1	0	3
LARCENY-THEFT	125	16	2	143	31	1	0	32	0	1	0	1
AUTO THEFT	9	3	0	12	1	0	0	1	0	0	0	0
ARSON	0	0	0	0	0	0	0	0	0	0	0	0
TOTAL FOR PART I CRIMES	224	25	4	253	46	5	0	51	2	2	0	4

PART II CRIMES												
MANSLAUGHTER BY NEGLIGENCE	0	0	0	0	2	0	0	2	0	0	0	0
OTHER ASSAULTS	104	24	2	130	84	6	0	90	4	0	0	4
FORGERY & COUNTERFEITING	67	0	5	72	12	0	0	12	0	0	0	0
FRAUD	125	0	79	204	3	1	0	4	3	0	0	3
EMBEZZLEMENT	2	0	0	2	0	0	0	0	0	0	0	0
STOLEN PROPERTY: BUYING, RECEIVING, POSSESSION	16	0	0	16	11	0	0	11	1	0	0	1
VANDALISM	25	9	1	35	10	0	0	10	0	0	0	0
WEAPONS: CARRYING, POSSESSION, ETC.	16	0	0	16	9	0	0	9	2	0	0	2
PROSTITUTION & COMMERCIALIZED VICE	5	0	0	5	1	0	0	1	0	0	0	0
SEX OFFENSES (EXCEPT RAPE & PROSTITUTION)	46	2	0	48	4	0	0	4	0	0	0	0
NARCOTIC DRUG LAWS	350	9	1	360	324	4	0	328	54	1	2	57
GAMBLING	0	0	0	0	0	0	0	0	0	0	0	0
OFFENSES AGAINST FAMILY	40	0	1	41	14	0	0	14	3	0	0	3
DRIVING UNDER THE INFLUENCE	537	3	4	544	133	4	3	140	58	1	0	59
LIQUOR LAWS	144	8	2	154	50	2	2	54	32	0	1	33
DRUNKENNESS	197	6	22	225	98	1	3	102	14	0	0	14
DISORDERLY CONDUCT	69	15	6	90	41	2	1	44	1	0	0	1
ALL OTHER OFFENSES (EXCEPT TRAFFIC)	831	10	19	860	162	7	1	170	43	0	0	43
CURFEW & LOITERING LAW VIOLATIONS	0	0	0	0	0	0	0	0	0	0	0	0
RUNAWAYS	0	0	0	0	0	0	0	0	0	0	0	0
TOTAL FOR PART II CRIMES	2,574	86	142	2,802	958	27	10	995	215	2	3	220

TOTAL CRIMES	2,798	111	146	3,055	1,004	32	10	1,046	217	4	3	224
---------------------	--------------	------------	------------	--------------	--------------	-----------	-----------	--------------	------------	----------	----------	------------

2005 TOTAL ARRESTS BY COUNTY-ADULT AND JUVENILE

PART I CRIMES	TAYLOR				TODD				TRIGG			
	ADULT	JUV	UNK	TOTAL	ADULT	JUV	UNK	TOTAL	ADULT	JUV	UNK	TOTAL
MURDER	3	0	0	3	0	0	0	0	8	0	0	8
FORCIBLE RAPE	6	0	0	6	0	0	0	0	2	0	1	3
ROBBERY	8	0	0	8	5	3	0	8	1	0	0	1
AGGRAVATED ASSAULT	25	2	0	27	3	0	0	3	4	3	0	7
BURGLARY	56	1	1	58	3	0	0	3	6	1	1	8
LARCENY-THEFT	183	16	3	202	8	0	0	8	26	3	2	31
AUTO THEFT	7	0	0	7	2	0	0	2	3	0	0	3
ARSON	9	0	0	9	0	0	0	0	1	0	0	1
TOTAL FOR PART I CRIMES	297	19	4	320	21	3	0	24	51	7	4	62

PART II CRIMES												
MANSLAUGHTER BY NEGLIGENCE	0	0	0	0	0	0	0	0	0	0	0	0
OTHER ASSAULTS	267	14	1	282	23	3	0	26	53	3	2	58
FORGERY & COUNTERFEITING	154	0	0	154	39	0	0	39	3	0	0	3
FRAUD	344	0	24	368	1	0	0	1	30	0	1	31
EMBEZZLEMENT	4	0	0	4	0	0	0	0	2	0	0	2
STOLEN PROPERTY: BUYING, RECEIVING, POSSESSION	23	0	1	24	2	0	0	2	7	0	0	7
VANDALISM	28	5	0	33	0	0	0	0	11	2	0	13
WEAPONS: CARRYING, POSSESSION, ETC.	16	0	0	16	14	1	0	15	5	0	0	5
PROSTITUTION & COMMERCIALIZED VICE	0	0	0	0	0	0	0	0	0	0	0	0
SEX OFFENSES (EXCEPT RAPE & PROSTITUTION)	191	1	0	192	18	4	0	22	15	2	0	17
NARCOTIC DRUG LAWS	236	7	3	246	140	4	0	144	145	8	0	153
GAMBLING	0	0	0	0	0	0	0	0	0	0	0	0
OFFENSES AGAINST FAMILY	77	0	2	79	9	0	0	9	19	1	0	20
DRIVING UNDER THE INFLUENCE	203	2	2	207	47	0	0	47	90	4	0	94
LIQUOR LAWS	62	0	0	62	4	0	0	4	19	0	0	19
DRUNKENNESS	205	7	7	219	31	1	0	32	28	2	0	30
DISORDERLY CONDUCT	56	1	3	60	11	0	0	11	40	5	2	47
ALL OTHER OFFENSES (EXCEPT TRAFFIC)	495	9	21	525	39	2	1	42	106	5	1	112
CURFEW & LOITERING LAW VIOLATIONS	0	0	0	0	0	0	0	0	0	0	0	0
RUNAWAYS	0	0	0	0	0	1	0	1	0	0	0	0
TOTAL FOR PART II CRIMES	2,361	46	64	2,471	378	16	1	395	573	32	6	611

TOTAL CRIMES	2,658	65	68	2,791	399	19	1	419	624	39	10	673
---------------------	-------	----	----	-------	-----	----	---	-----	-----	----	----	-----

2005 TOTAL ARRESTS BY COUNTY-ADULT AND JUVENILE

PART I CRIMES	TRIMBLE				UNION				WARREN			
	ADULT	JUV	UNK	TOTAL	ADULT	JUV	UNK	TOTAL	ADULT	JUV	UNK	TOTAL
MURDER	0	0	0	0	0	0	0	0	1	1	0	2
FORCIBLE RAPE	1	0	0	1	2	0	0	2	5	1	0	6
ROBBERY	0	0	0	0	4	0	0	4	7	4	0	11
AGGRAVATED ASSAULT	3	1	0	4	9	1	0	10	39	5	0	44
BURGLARY	7	6	0	13	12	3	0	15	48	7	0	55
LARCENY-THEFT	3	0	0	3	21	2	0	23	139	9	0	148
AUTO THEFT	2	0	0	2	5	0	0	5	10	6	0	16
ARSON	1	0	0	1	2	0	0	2	2	1	0	3
TOTAL FOR PART I CRIMES	17	7	0	24	55	6	0	61	251	34	0	285

PART II CRIMES												
MANSLAUGHTER BY NEGLIGENCE	0	0	0	0	0	0	0	0	2	0	0	2
OTHER ASSAULTS	39	3	0	42	87	0	0	87	248	38	1	287
FORGERY & COUNTERFEITING	9	0	0	9	43	0	0	43	63	0	0	63
FRAUD	7	0	0	7	73	0	8	81	706	1	5	712
EMBEZZLEMENT	0	0	0	0	0	0	0	0	7	0	0	7
STOLEN PROPERTY: BUYING, RECEIVING, POSSESSION	1	0	0	1	6	1	0	7	95	3	0	98
VANDALISM	2	0	0	2	3	2	0	5	48	12	0	60
WEAPONS: CARRYING, POSSESSION, ETC.	4	0	0	4	5	0	0	5	66	2	1	69
PROSTITUTION & COMMERCIALIZED VICE	0	0	0	0	0	0	0	0	2	0	0	2
SEX OFFENSES (EXCEPT RAPE & PROSTITUTION)	5	0	0	5	5	0	0	5	15	8	3	26
NARCOTIC DRUG LAWS	61	4	0	65	169	0	2	171	951	44	5	1,000
GAMBLING	0	0	0	0	0	0	0	0	0	0	0	0
OFFENSES AGAINST FAMILY	2	0	0	2	36	0	0	36	104	0	2	106
DRIVING UNDER THE INFLUENCE	38	0	1	39	141	1	3	145	513	3	1	517
LIQUOR LAWS	12	0	1	13	34	1	1	36	135	7	1	143
DRUNKENNESS	20	0	0	20	43	0	0	43	255	14	6	275
DISORDERLY CONDUCT	4	1	0	5	13	2	0	15	105	19	1	125
ALL OTHER OFFENSES (EXCEPT TRAFFIC)	46	2	0	48	143	6	1	150	1,021	43	5	1,069
CURFEW & LOITERING LAW VIOLATIONS	0	0	0	0	0	0	0	0	0	0	0	0
RUNAWAYS	0	0	0	0	0	0	0	0	1	8	0	9
TOTAL FOR PART II CRIMES	250	10	2	262	801	13	15	829	4,337	202	31	4,570

TOTAL CRIMES	267	17	2	286	856	19	15	890	4,588	236	31	4,855
---------------------	-----	----	---	-----	-----	----	----	-----	-------	-----	----	-------

2005 TOTAL ARRESTS BY COUNTY-ADULT AND JUVENILE

PART I CRIMES	WASHINGTON				WAYNE				WEBSTER			
	ADULT	JUV	UNK	TOTAL	ADULT	JUV	UNK	TOTAL	ADULT	JUV	UNK	TOTAL
MURDER	4	0	0	4	13	0	0	13	1	0	0	1
FORCIBLE RAPE	2	0	0	2	1	0	0	1	1	0	0	1
ROBBERY	0	0	0	0	1	0	0	1	1	0	0	1
AGGRAVATED ASSAULT	19	1	0	20	17	0	0	17	4	0	0	4
BURGLARY	16	0	0	16	18	0	0	18	7	4	0	11
LARCENY-THEFT	18	1	1	20	31	2	0	33	12	0	0	12
AUTO THEFT	2	0	2	4	3	0	0	3	3	0	0	3
ARSON	0	0	0	0	1	0	0	1	0	1	0	1
TOTAL FOR PART I CRIMES	61	2	3	66	85	2	0	87	29	5	0	34

PART II CRIMES												
MANSLAUGHTER BY NEGLIGENCE	2	0	0	2	1	0	0	1	0	0	0	0
OTHER ASSAULTS	90	3	0	93	156	2	7	165	116	5	0	121
FORGERY & COUNTERFEITING	73	0	0	73	30	0	0	30	22	0	0	22
FRAUD	173	0	7	180	97	0	11	108	46	0	2	48
EMBEZZLEMENT	1	0	0	1	5	0	0	5	1	0	0	1
STOLEN PROPERTY: BUYING, RECEIVING, POSSESSION	3	1	0	4	19	1	0	20	2	1	0	3
VANDALISM	9	5	0	14	25	0	3	28	7	3	0	10
WEAPONS: CARRYING, POSSESSION, ETC.	1	0	0	1	11	0	0	11	10	0	0	10
PROSTITUTION & COMMERCIALIZED VICE	0	0	0	0	0	0	0	0	0	0	0	0
SEX OFFENSES (EXCEPT RAPE & PROSTITUTION)	15	5	0	20	9	0	0	9	4	0	0	4
NARCOTIC DRUG LAWS	95	0	2	97	113	1	4	118	307	11	2	320
GAMBLING	0	0	0	0	0	0	0	0	0	0	0	0
OFFENSES AGAINST FAMILY	14	0	0	14	70	0	4	74	37	2	0	39
DRIVING UNDER THE INFLUENCE	72	0	5	77	49	0	1	50	80	1	0	81
LIQUOR LAWS	25	0	2	27	8	0	0	8	32	0	0	32
DRUNKENNESS	33	0	0	33	45	5	1	51	37	1	3	41
DISORDERLY CONDUCT	17	1	0	18	57	5	2	64	23	3	2	28
ALL OTHER OFFENSES (EXCEPT TRAFFIC)	107	4	1	112	284	0	9	293	279	6	2	287
CURFEW & LOITERING LAW VIOLATIONS	0	0	0	0	0	0	0	0	0	0	0	0
RUNAWAYS	0	0	0	0	0	0	0	0	1	0	0	1
TOTAL FOR PART II CRIMES	730	19	17	766	979	14	42	1,035	1,004	33	11	1,048

TOTAL CRIMES	791	21	20	832	1,064	16	42	1,122	1,033	38	11	1,082
---------------------	-----	----	----	-----	-------	----	----	-------	-------	----	----	-------

2005 TOTAL ARRESTS BY COUNTY-ADULT AND JUVENILE

PART I CRIMES	WHITLEY				WOLFE				WOODFORD			
	ADULT	JUV	UNK	TOTAL	ADULT	JUV	UNK	TOTAL	ADULT	JUV	UNK	TOTAL
MURDER	2	0	0	2	4	0	0	4	1	0	0	1
FORCIBLE RAPE	5	0	0	5	0	0	0	0	3	0	1	4
ROBBERY	2	0	0	2	0	0	0	0	3	0	0	3
AGGRAVATED ASSAULT	15	3	0	18	8	0	0	8	17	2	0	19
BURGLARY	14	2	0	16	10	0	0	10	7	2	1	10
LARCENY-THEFT	66	7	1	74	4	0	0	4	48	2	11	61
AUTO THEFT	3	0	0	3	2	0	0	2	1	0	0	1
ARSON	0	0	0	0	0	0	0	0	0	0	0	0
TOTAL FOR PART I CRIMES	107	12	1	120	28	0	0	28	80	6	13	99

PART II CRIMES												
MANSLAUGHTER BY NEGLIGENCE	0	0	0	0	0	0	0	0	0	0	0	0
OTHER ASSAULTS	78	8	0	86	36	3	1	40	125	6	0	131
FORGERY & COUNTERFEITING	10	0	0	10	9	0	0	9	63	0	0	63
FRAUD	19	1	0	20	5	0	0	5	51	0	1	52
EMBEZZLEMENT	2	0	0	2	0	0	0	0	0	0	0	0
STOLEN PROPERTY: BUYING, RECEIVING, POSSESSION	56	11	0	67	4	0	0	4	17	0	0	17
VANDALISM	19	7	1	27	5	1	0	6	10	0	0	10
WEAPONS: CARRYING, POSSESSION, ETC.	10	0	0	10	0	0	0	0	11	0	0	11
PROSTITUTION & COMMERCIALIZED VICE	1	0	0	1	0	0	0	0	0	0	0	0
SEX OFFENSES (EXCEPT RAPE & PROSTITUTION)	30	0	0	30	3	1	0	4	52	0	0	52
NARCOTIC DRUG LAWS	248	7	1	256	139	5	3	147	162	3	0	165
GAMBLING	0	0	0	0	0	0	0	0	0	0	0	0
OFFENSES AGAINST FAMILY	47	1	1	49	7	0	1	8	36	0	0	36
DRIVING UNDER THE INFLUENCE	216	2	2	220	83	1	0	84	361	8	0	369
LIQUOR LAWS	37	2	0	39	29	0	0	29	46	0	0	46
DRUNKENNESS	264	10	3	277	41	1	1	43	214	0	4	218
DISORDERLY CONDUCT	67	3	3	73	14	2	1	17	32	0	0	32
ALL OTHER OFFENSES (EXCEPT TRAFFIC)	343	8	8	359	59	4	6	69	268	9	6	283
CURFEW & LOITERING LAW VIOLATIONS	0	0	0	0	0	0	0	0	0	0	0	0
RUNAWAYS	1	0	0	1	0	1	0	1	0	0	0	0
TOTAL FOR PART II CRIMES	1,448	60	19	1,527	434	19	13	466	1,448	26	11	1,485

TOTAL CRIMES	1,555	72	20	1,647	462	19	13	494	1,528	32	24	1,584
---------------------	-------	----	----	-------	-----	----	----	-----	-------	----	----	-------

2005 DRUG ARRESTS
BY AREA DEVELOPMENT DISTRICT AND DRUG TYPE

AREA DEVELOPMENT DISTRICTS	OPIUM OR COCAINE AND THEIR DERIVATIVES	MARIJUANA	SYNTHETIC NARCOTICS WHICH CAN CAUSE DRUG ADDICTION	OTHER DANGEROUS NON-NARCOTIC DRUGS	TOTAL DRUG LAW ARRESTS
PURCHASE	391	1,052	259	1,532	3,234
PENNYRILE	404	1,279	156	1,474	3,313
GREEN RIVER	425	1,409	327	2,414	4,575
BARREN RIVER	260	1,105	291	2,085	3,741
LINCOLN TRAIL	293	1,042	190	1,422	2,947
KIPDA	1,614	5,056	302	1,762	8,734
NORTHERN KENTUCKY	1,656	1,920	1,138	1,874	6,588
BUFFALO TRACE	3	67	0	87	157
GATEWAY	60	243	3	418	724
FIVCO	103	281	21	419	824
BIG SANDY	78	466	44	1,411	1,999
KENTUCKY RIVER	57	360	25	1,090	1,532
CUMBERLAND VALLEY	78	742	133	1,648	2,601
LAKE CUMBERLAND	91	408	54	849	1,402
BLUEGRASS	628	1,483	93	2,104	4,308
PARK SECURITY	0	0	0	0	0
OTHER AGENCIES	0	0	0	0	0
TOTAL	6,141	16,913	3,036	20,589	46,679

BY COUNTY AND DRUG TYPE

COUNTY	OPIUM OR COCAINE AND THEIR DERIVATIVES	MARIJUANA	SYNTHETIC NARCOTICS WHICH CAN CAUSE DRUG ADDICTION	OTHER DANGEROUS NON-NARCOTIC DRUGS	TOTAL DRUG LAW ARRESTS
ADAIR	7	28	2	28	65
ALLEN	15	112	30	188	345
ANDERSON	18	52	2	85	157
BALLARD	1	17	2	13	33
BARREN	31	251	70	591	943
BATH	0	14	0	18	32
BELL	9	53	0	100	162
BOONE	814	171	776	214	1,975
BOURBON	70	102	3	214	389
BOYD	75	149	20	222	466

**2005 DRUG ARRESTS
BY COUNTY AND DRUG TYPE**

COUNTY	OPIUM OR COCAINE AND THEIR DERIVATIVES	MARIJUANA	SYNTHETIC NARCOTICS WHICH CAN CAUSE DRUG ADDICTION	OTHER DANGEROUS NON-NARCOTIC DRUGS	TOTAL DRUG LAW ARRESTS
BOYLE	76	120	0	152	348
BRACKEN	2	10	0	10	22
BREATHITT	0	43	1	98	142
BRECKINRIDGE	2	72	9	71	154
BULLITT	39	252	35	331	657
BUTLER	2	73	18	157	250
CALDWELL	13	61	4	78	156
CALLOWAY	34	172	34	309	549
CAMPBELL	236	539	201	456	1,432
CARLISLE	2	43	0	53	98
CARROLL	43	92	9	70	214
CARTER	10	58	1	83	152
CASEY	1	42	1	45	89
CHRISTIAN	265	678	60	511	1,514
CLARK	67	114	2	233	416
CLAY	23	182	63	441	709
CLINTON	3	13	18	77	111
CRITTENDEN	3	44	1	87	135
CUMBERLAND	0	22	0	35	57
DAVISS	341	999	131	1,660	3,131
EDMONSON	0	19	8	29	56
ELLIOTT	4	30	0	28	62
ESTILL	22	52	4	144	222
FAYETTE	49	101	16	75	241
FLEMING	1	7	0	14	22
FLOYD	16	74	5	209	304
FRANKLIN	55	110	1	98	264
FULTON	57	54	14	88	213
GALLATIN	3	48	0	53	104
GARRARD	64	52	0	101	217
GRANT	17	93	8	115	233
GRAVES	164	353	134	695	1,346
GRAYSON	5	89	26	168	288
GREEN	0	33	6	25	64
GREENUP	9	32	0	69	110
HANCOCK	1	42	17	93	153
HARDIN	112	469	89	573	1,243
HARLAN	26	94	10	355	485
HARRISON	27	38	0	51	116
HART	28	80	43	137	288
HENDERSON	52	105	102	118	377
HENRY	6	75	1	78	160
HICKMAN	0	3	1	3	7
HOPKINS	64	213	44	314	635

**2005 DRUG ARRESTS
BY COUNTY AND DRUG TYPE**

COUNTY	OPIUM OR COCAINE AND THEIR DERIVATIVES	MARIJUANA	SYNTHETIC NARCOTICS WHICH CAN CAUSE DRUG ADDICTION	OTHER DANGEROUS NON-NARCOTIC DRUGS	TOTAL DRUG LAW ARRESTS
JACKSON	0	20	4	25	49
JEFFERSON	1,507	4,494	261	1,150	7,412
JESSAMINE	22	44	3	83	152
JOHNSON	3	87	36	331	457
KENTON	539	940	143	931	2,553
KNOTT	15	52	0	205	272
KNOX	9	45	10	110	174
LARUE	0	14	4	30	48
LAUREL	6	127	21	222	376
LAWRENCE	5	12	0	44	61
LEE	3	21	0	50	74
LESLIE	1	33	1	65	100
LETCHER	9	64	4	134	211
LEWIS	0	47	0	60	107
LINCOLN	2	39	4	40	85
LIVINGSTON	1	38	9	59	107
LOGAN	41	89	20	160	310
LYON	5	62	0	68	135
MCCRACKEN	125	299	63	166	653
MCCREARY	5	30	5	46	86
MCLEAN	0	10	2	17	29
MADISON	99	370	49	365	880
MAGOFFIN	1	20	0	65	86
MARION	10	56	23	86	175
MARSHALL	8	111	11	209	339
MARTIN	6	38	0	127	171
MASON	0	2	0	2	4
MEADE	17	100	26	117	260
MENIFEE	0	7	0	10	17
MERCER	20	130	8	159	317
METCALFE	0	14	0	25	39
MONROE	5	38	20	119	182
MONTGOMERY	41	75	1	162	279
MORGAN	3	53	1	83	140
MUHLENBERG	6	81	30	222	339
NELSON	115	216	13	338	682
NICHOLAS	7	27	0	26	60
OHIO	5	122	45	222	394
OLDHAM	2	15	0	6	23
OWEN	2	22	0	19	43
OWSLEY	0	21	12	28	61
PENDLETON	2	15	1	16	34
PERRY	27	84	1	413	525
PIKE	52	247	3	679	981

**2005 DRUG ARRESTS
BY COUNTY AND DRUG TYPE**

COUNTY	OPIUM OR COCAINE AND THEIR DERIVATIVES	MARIJUANA	SYNTHETIC NARCOTICS WHICH CAN CAUSE DRUG ADDICTION	OTHER DANGEROUS NON-NARCOTIC DRUGS	TOTAL DRUG LAW ARRESTS
POWELL	5	57	4	124	190
PULASKI	13	118	7	289	427
ROBERTSON	0	1	0	1	2
ROCKCASTLE	1	126	16	247	390
ROWAN	16	94	1	145	256
RUSSELL	3	23	0	113	139
SCOTT	2	30	0	21	53
SHELBY	60	159	2	139	360
SIMPSON	55	111	6	156	328
SPENCER	0	34	1	22	57
TAYLOR	58	71	3	114	246
TODD	16	44	7	77	144
TRIGG	31	58	1	63	153
TRIMBLE	0	27	2	36	65
UNION	8	49	12	102	171
WARREN	83	318	76	523	1,000
WASHINGTON	32	26	0	39	97
WAYNE	1	28	12	77	118
WEBSTER	18	82	18	202	320
WHITLEY	4	95	9	148	256
WOLFE	2	42	6	97	147
WOODFORD	23	45	0	97	165
TOTAL	6,141	16,913	3,036	20,589	46,679

2005 DUI ARRESTS BY AGE, SEX, AND RACE

COUNTY	AGE			SEX			RACE				TOTAL
	ADULT	JUV	UNK	MALE	FEMALE	UNK	BLACK	WHITE	OTHER	UNK	
ADAIR	55	1	1	49	8	0	1	56	0	0	57
ALLEN	109	1	0	91	19	0	3	106	0	1	110
ANDERSON	147	1	1	113	36	0	5	143	0	1	149
BALLARD	16	0	1	17	0	0	3	14	0	0	17
BARREN	267	3	1	230	41	0	17	253	0	1	271
BATH	32	0	0	28	4	0	0	31	0	1	32
BELL	241	2	3	202	44	0	4	239	0	3	246
BOONE	710	7	0	555	162	0	18	694	4	1	717
BOURBON	225	2	2	186	43	0	13	210	0	6	229
BOYD	352	2	2	293	61	2	10	344	0	2	356
BOYLE	234	2	3	196	43	0	21	212	0	6	239
BRACKEN	19	0	0	15	4	0	0	19	0	0	19
BREATHITT	131	1	1	100	33	0	0	133	0	0	133
BRECKINRIDGE	65	1	2	56	12	0	2	66	0	0	68
BULLITT	427	3	3	362	70	1	11	417	0	5	433
BUTLER	131	2	5	124	14	0	1	132	0	5	138
CALDWELL	53	1	1	47	8	0	5	50	0	0	55
CALLOWAY	425	3	0	317	111	0	20	407	0	1	428
CAMPBELL	699	23	0	563	159	0	46	672	0	4	722
CARLISLE	24	0	1	21	4	0	0	24	0	1	25
CARROLL	165	9	0	144	30	0	12	161	0	1	174
CARTER	163	2	0	139	26	0	0	162	0	3	165
CASEY	97	2	5	86	17	1	1	102	0	1	104
CHRISTIAN	765	5	7	654	123	0	233	537	1	6	777
CLARK	199	0	0	169	30	0	14	183	0	2	199
CLAY	465	3	1	366	103	0	9	459	0	1	469
CLINTON	115	0	1	95	21	0	0	116	0	0	116
CRITTENDEN	38	0	0	29	9	0	1	37	0	0	38
CUMBERLAND	100	2	2	79	25	0	101	3	0	0	104
DAVIESS	1,791	20	6	1,449	368	0	146	1,663	4	4	1,817
EDMONSON	29	0	1	26	4	0	0	30	0	0	30
ELLIOTT	58	1	1	56	3	1	0	59	0	1	60
ESTILL	86	0	1	70	17	0	0	87	0	0	87
FAYETTE	1,979	3	0	1,560	422	0	228	1,392	362	0	1,982
FLEMING	29	0	0	24	5	0	1	28	0	0	29
FLOYD	319	5	4	258	69	1	3	322	0	3	328
FRANKLIN	187	3	1	164	27	0	27	164	0	0	191
FULTON	60	0	0	51	9	0	11	49	0	0	60
GALLATIN	105	2	4	93	18	0	8	102	0	1	111
GARRARD	112	1	1	95	19	0	14	98	0	2	114
GRANT	235	4	3	205	37	0	9	231	0	2	242
GRAVES	398	6	4	345	61	2	36	364	0	8	408
GRAYSON	138	0	2	124	16	0	4	136	0	0	140
GREEN	52	0	0	43	9	0	2	50	0	0	52
GREENUP	97	1	1	83	16	0	2	96	1	0	99

2005 DUI ARRESTS BY AGE, SEX, AND RACE

COUNTY	AGE			SEX			RACE				TOTAL
	ADULT	JUV	UNK	MALE	FEMALE	UNK	BLACK	WHITE	OTHER	UNK	
HANCOCK	65	2	0	52	15	0	0	67	0	0	67
HARDIN	885	10	3	747	150	1	155	734	0	9	898
HARLAN	385	6	4	292	103	0	13	380	0	2	395
HARRISON	145	3	1	125	24	0	4	144	0	1	149
HART	89	0	0	76	13	0	14	74	0	1	89
HENDERSON	290	3	7	250	50	0	35	263	1	1	300
HENRY	121	1	1	105	18	0	17	106	0	0	123
HICKMAN	8	0	0	7	1	0	1	7	0	0	8
HOPKINS	261	2	3	224	42	0	20	245	0	1	266
JACKSON	42	0	0	33	9	0	0	42	0	0	42
JEFFERSON	2,354	15	3	1,817	554	1	460	1,893	13	6	2,372
JESSAMINE	97	0	0	84	12	1	2	93	0	2	97
JOHNSON	154	0	0	124	30	0	1	152	0	1	154
KENTON	885	30	2	714	203	0	52	861	0	4	917
KNOTT	168	0	1	145	24	0	0	166	0	3	169
KNOX	188	1	3	156	36	0	0	192	0	0	192
LARUE	12	0	1	13	0	0	0	13	0	0	13
LAUREL	566	7	0	454	119	0	17	553	1	2	573
LAWRENCE	33	2	0	24	11	0	0	35	0	0	35
LEE	72	3	1	61	15	0	0	76	0	0	76
LESLIE	124	0	1	108	17	0	0	125	0	0	125
LETCHER	140	1	1	110	31	1	1	140	0	1	142
LEWIS	83	1	0	80	4	0	0	84	0	0	84
LINCOLN	86	2	0	78	10	0	5	83	0	0	88
LIVINGSTON	98	7	0	83	22	0	1	104	0	0	105
LOGAN	132	0	1	110	23	0	18	111	0	4	133
LYON	88	0	0	69	19	0	9	78	0	1	88
MCCRACKEN	486	4	0	388	102	0	57	429	4	0	490
MCCREARY	135	1	0	112	24	0	0	134	0	2	136
MCLEAN	43	0	1	39	5	0	0	44	0	0	44
MADISON	594	52	4	523	127	0	150	494	2	4	650
MAGOFFIN	117	1	1	92	27	0	1	118	0	0	119
MARION	168	6	3	137	40	0	18	158	0	1	177
MARSHALL	194	4	0	159	39	0	4	194	0	0	198
MARTIN	73	0	2	61	14	0	0	75	0	0	75
MASON	22	0	1	16	7	0	1	22	0	0	23
MEADE	143	2	1	110	36	0	12	133	0	1	146
MENIFEE	17	0	0	17	0	0	0	17	0	0	17
MERCER	234	3	2	193	46	0	11	227	0	1	239
METCALFE	10	0	0	9	1	0	0	10	0	0	10
MONROE	49	3	0	49	3	0	0	52	0	0	52
MONTGOMERY	196	0	2	165	33	0	8	187	0	3	198
MORGAN	149	1	2	126	26	0	0	151	0	1	152
MUHLENBERG	232	2	1	192	43	0	10	224	0	1	235
NELSON	288	4	2	254	39	1	28	261	0	5	294
NICHOLAS	27	0	0	21	6	0	3	24	0	0	27
OHIO	204	2	1	182	25	0	2	202	0	3	207
OLDHAM	14	1	0	12	3	0	4	11	0	0	15
OWEN	34	0	1	30	5	0	0	34	0	1	35
OWSLEY	29	0	0	23	6	0	0	29	0	0	29

2005 DUI ARRESTS BY AGE, SEX, AND RACE

COUNTY	AGE			SEX			RACE				TOTAL
	ADULT	JUV	UNK	MALE	FEMALE	UNK	BLACK	WHITE	OTHER	UNK	
PENDLETON	63	1	0	53	11	0	0	64	0	0	64
PERRY	293	0	0	235	57	1	3	288	0	2	293
PIKE	844	9	8	664	196	1	13	841	0	7	861
POWELL	214	3	2	192	27	0	4	212	1	2	219
PULASKI	308	2	3	263	50	0	13	299	0	1	313
ROBERTSON	0	0	0	0	0	0	0	0	0	0	0
ROCKCASTLE	214	4	3	167	54	0	5	214	0	2	221
ROWAN	281	3	1	247	38	0	2	280	0	3	285
RUSSELL	211	3	3	181	36	0	33	184	0	0	217
SCOTT	31	0	0	24	7	0	2	28	0	1	31
SHELBY	537	3	4	476	68	0	56	473	0	15	544
SIMPSON	133	4	3	111	29	0	14	126	0	0	140
SPENCER	58	1	0	52	7	0	0	59	0	0	59
TAYLOR	203	2	2	177	29	1	17	187	0	3	207
TODD	47	0	0	44	3	0	4	43	0	0	47
TRIGG	90	4	0	82	12	0	17	74	0	3	94
TRIMBLE	38	0	1	36	3	0	0	39	0	0	39
UNION	141	1	3	120	25	0	11	134	0	0	145
WARREN	513	3	1	423	94	0	46	464	0	7	517
WASHINGTON	72	0	5	67	10	0	3	74	0	0	77
WAYNE	49	0	1	44	6	0	0	49	0	1	50
WEBSTER	79	2	0	66	15	0	4	75	0	2	81
WHITLEY	216	2	2	189	31	0	0	220	0	0	220
WOLFE	83	1	0	68	16	0	0	84	0	0	84
WOODFORD	362	7	0	314	55	0	23	340	2	4	369
STATE TOTALS	28,253	361	171	23,318	5,451	16	2,446	25,755	396	188	28,785

**MUNICIPAL POLICE DEPARTMENTS
2005**

MUNICIPALITY	FULL TIME LAW ENFORCEMENT OFFICERS			FULL TIME CIVILIAN EMPLOYEES			TOTAL EMPLOYEES
	MALE	FEMALE	TOTAL	MALE	FEMALE	TOTAL	
ADAIRVILLE	1	0	1	0	0	0	1
ALBANY	9	0	9	1	0	1	10
ALEXANDRIA	11	1	12	1	2	3	15
ALLEN	10	0	10	0	2	2	12
ANCHORAGE	10	0	10	0	4	4	14
ASHLAND	41	2	43	2	6	8	51
AUBURN	2	0	2	0	0	0	2
AUDUBON PARK	8	0	8	0	1	1	9
AUGUSTA	3	0	3	0	0	0	3
BARBOURVILLE	14	0	14	1	2	3	17
BARDSTOWN	20	2	22	1	5	6	28
BARDWELL	1	0	1	0	0	0	1
BARLOW	0	0	0	0	0	0	0
BEATTYVILLE	5	0	5	0	2	2	7
BEAVER DAM	6	0	6	0	0	0	6
BELLEFONTE	2	0	2	0	0	0	2
BELLEVUE	10	0	10	0	1	1	11
BENHAM	2	0	2	0	0	0	2
BENTON	7	0	7	0	2	2	9
BEREA	24	2	26	1	6	7	33
BLOOMFIELD	1	0	1	0	0	0	1
BOONEVILLE	3	0	3	0	0	0	3
BOWLING GREEN	84	9	93	3	27	30	123
BRANDENBURG	3	0	3	0	0	0	3
BRODHEAD	1	0	1	0	0	0	1
BROOKSVILLE	1	0	1	0	0	0	1
BROWNSVILLE	3	0	3	0	0	0	3
BURGIN	0	0	0	0	0	0	0
BURKESVILLE	5	0	5	3	2	5	10
BURNSIDE	3	0	3	0	0	0	3
BUTLER	1	0	1	0	0	0	1
CADIZ	7	1	8	0	1	1	9
CALHOUN	1	0	1	0	0	0	1
CALVERT CITY	6	0	6	0	1	1	7
CAMPBELLSBURG	1	0	1	0	0	0	1
CAMPBELLSVILLE	18	1	19	8	2	10	29
CAMPTON	1	0	1	0	0	0	1
CANEYILLE	1	0	1	0	0	0	1
CARLISLE	1	0	1	0	1	1	2
CARROLTON	11	0	11	0	1	1	12
CATLETTSBURG	8	0	8	0	0	0	8
CAVE CITY	6	0	6	0	0	0	6
CENTRAL CITY	11	0	11	0	1	1	12
CLARKSON	2	0	2	0	0	0	2
CLAY CITY	2	0	2	0	0	0	2
CLAY	2	0	2	0	0	0	2
CLINTON	4	0	4	0	0	0	4
CLOVERPORT	2	0	2	0	0	0	2
COLD SPRINGS	10	1	11	0	0	0	11
COLUMBIA	10	0	10	0	0	0	10
CORIN	21	0	21	4	4	8	29
COVINGTON	106	9	115	4	10	14	129
CRAB ORCHARD	1	0	1	0	0	0	1

**MUNICIPAL POLICE DEPARTMENTS
2005**

MUNICIPALITY	FULL TIME LAW ENFORCEMENT OFFICERS			FULL TIME CIVILIAN EMPLOYEES			TOTAL EMPLOYEES
	MALE	FEMALE	TOTAL	MALE	FEMALE	TOTAL	
CRESCENT SPRINGS	8	0	8	0	0	0	8
CROFTON	1	0	1	0	0	0	1
CUMBERLAND	5	0	5	2	0	2	7
CYNTHIANA	15	0	15	0	1	1	16
DANVILLE	28	3	31	0	2	2	33
DAWSON SPRINGS	5	0	5	3	1	4	9
DAYTON	7	0	7	1	0	1	8
EARLINGTON	2	0	2	0	0	0	2
EDDYVILLE	4	1	5	0	0	0	5
EDGEWOOD	12	0	12	0	0	0	12
EDMONTON	7	0	7	0	0	0	7
ELIZABETHTOWN	40	2	42	9	7	16	58
ELKHORN CITY	4	0	4	1	0	1	5
ELKTON	8	0	8	0	0	0	8
ELSMERE	11	0	11	0	1	1	12
EMINENCE	7	0	7	0	0	0	7
ERLANGER	34	2	36	3	4	7	43
FERGUSON	1	0	1	0	0	0	1
EUBANK	1	0	1	1	0	1	2
EVARTS	4	0	4	0	0	0	4
FALMOUTH	7	0	7	0	1	1	8
FLATWOODS	10	0	10	0	1	1	11
FLEMING-NEON	2	0	2	0	1	1	3
FLEMINGSBURG	7	0	7	0	0	0	7
FLORENCE	50	2	52	0	4	4	56
FOREST HILLS	1	0	1	0	0	0	1
FRANKFORT	65	3	68	1	4	5	73
FRANKLIN	21	1	22	1	0	1	23
FT MITCHELL	13	0	13	0	0	0	13
FT THOMAS	20	1	21	1	0	1	22
FT WRIGHT	10	0	10	0	1	1	11
FULTON	9	0	9	3	1	4	13
GAMALIEL	1	0	1	0	0	0	1
GEORGETOWN	47	2	49	1	5	6	55
GLASGOW	32	1	33	1	8	9	42
GLENCOE	1	0	1	0	0	0	1
GRAYMOOR- DEVONDALE	4	0	4	0	0	0	4
GRAYSON	9	1	10	0	0	0	10
GREENSBURG	6	0	6	0	0	0	6
GREENUP	3	0	3	0	0	0	3
GREENVILLE	9	0	9	0	0	0	9
GUTHRIE	4	0	4	0	0	0	4
HARDINSBURG	4	0	4	0	0	0	4
HARLAN	11	0	11	2	1	3	14
HARRODSBURG	15	0	15	3	7	10	25
HARTFORD	6	0	6	0	0	0	6
HAWESVILLE	1	0	1	0	0	0	1
HAZARD	18	0	18	6	0	6	24
HENDERSON	52	4	56	5	16	21	77
HICKMAN	4	0	4	1	2	3	7
HIGHLAND HEIGHTS	9	1	10	0	0	0	10
HILLVIEW	11	1	12	0	0	0	12
HINDMAN	1	0	1	0	0	0	1
HODGENVILLE	8	0	8	0	0	0	8

**MUNICIPAL POLICE DEPARTMENTS
2005**

MUNICIPALITY	FULL TIME LAW ENFORCEMENT OFFICERS			FULL TIME CIVILIAN EMPLOYEES			TOTAL EMPLOYEES
	MALE	FEMALE	TOTAL	MALE	FEMALE	TOTAL	
HOPKINSVILLE	72	4	76	3	5	8	84
HORSE CAVE	4	0	4	0	0	0	4
HUSTONVILLE	1	0	1	0	0	0	1
HYDEN	4	0	4	0	0	0	4
INDEPENDENCE	27	1	28	0	1	1	29
INDIAN HILLS	5	2	7	0	0	0	7
INEZ	2	0	2	0	0	0	2
IRVINE	6	0	6	0	0	0	6
IRVINGTON	4	0	4	0	0	0	4
JACKSON	11	0	11	2	0	2	13
JAMESTOWN	4	1	5	0	0	0	5
JEFFERSONTOWN	44	6	50	2	7	9	59
JENKINS	5	0	5	0	1	1	6
JUNCTION CITY	3	0	3	0	0	0	3
LACENTER	2	0	2	0	0	0	2
LAGRANGE	11	0	11	0	0	0	11
LAKESIDE PARK	10	0	10	0	1	1	11
LANCASTER	6	1	7	0	0	0	7
LAWRENCEBURG	12	2	14	3	5	8	22
LEBANON JCT	5	0	5	0	0	0	5
LEBANON	16	1	17	3	4	7	24
LEITCHFIELD	14	0	14	0	1	1	15
LEWISBURG	1	0	1	0	0	0	1
LEWISPORT	3	0	3	0	0	0	3
LEXINGTON	462	49	511	34	108	142	653
LIBERTY	5	0	5	0	0	0	5
LIVERMORE	2	0	2	0	0	0	2
LIVINGSTON	0	0	0	0	0	0	0
LONDON	31	0	31	0	3	3	34
LONE OAK	2	0	2	0	1	1	3
LOUISA	7	0	7	0	0	0	7
LOUISVILLE	970	178	1,148	54	197	251	1,399
LOYALL	1	0	1	0	0	0	1
LUDLOW	10	0	10	1	0	1	11
LYNCH	2	0	2	0	0	0	2
LYNNVIEW	1	0	1	0	0	0	1
MADISONVILLE	41	1	42	5	8	13	55
MANCHESTER	12	0	12	0	0	0	12
MARION	8	0	8	0	0	0	8
MARTIN	3	0	3	0	0	0	3
MAYFIELD	22	2	24	0	1	1	25
MAYSVILLE	23	1	24	5	1	6	30
MCKEE	1	0	1	0	0	0	1
MIDDLESBORO	21	0	21	1	3	4	25
MILLERSBURG	2	0	2	0	0	0	2
MONTICELLO	9	0	9	0	0	0	9
MOREHEAD	19	0	19	5	5	10	29
MORGANFIELD	8	0	8	0	5	5	13

**MUNICIPAL POLICE DEPARTMENTS
2005**

MUNICIPALITY	FULL TIME LAW ENFORCEMENT OFFICERS			FULL TIME CIVILIAN EMPLOYEES			TOTAL EMPLOYEES
	MALE	FEMALE	TOTAL	MALE	FEMALE	TOTAL	
MORGANTOWN	4	0	4	0	0	0	4
MORTONS GAP	1	0	1	0	0	0	1
MT. OLIVET	1	0	1	0	0	0	1
MT STERLING	22	1	23	0	2	2	25
MT. VERNON	8	0	8	0	0	0	8
MT WASHINGTON	15	1	16	0	1	1	17
MULDRAUGH	3	0	3	0	0	0	3
MUNFORDVILLE	4	0	4	0	0	0	4
MURRAY	29	3	32	1	4	5	37
NEW CASTLE	1	0	1	0	0	0	1
NEW HAVEN	1	0	1	0	0	0	1
NEWPORT	49	2	51	1	4	5	56
NICHOLASVILLE	47	3	50	3	3	6	56
NORTONVILLE	1	0	1	0	0	0	1
OAK GROVE	13	1	14	0	4	4	18
OLIVE HILL	6	0	6	0	0	0	6
OWENSBORO	101	3	104	4	26	30	134
OWENTON	4	0	4	0	0	0	4
OWINGSVILLE	7	0	7	0	0	0	7
PADUCAH	67	7	74	1	13	14	88
PAINTSVILLE	12	0	12	0	0	0	12
PARIS	24	0	24	4	6	10	34
PARK CITY	1	0	1	0	0	0	1
PARK HILLS	6	0	6	0	0	0	6
PEEWEE VALLEY	1	0	1	0	0	0	1
PEMBROKE	1	0	1	1	0	1	2
PERRYVILLE	1	0	1	0	0	0	1
PIKEVILLE	18	1	19	4	4	8	27
PINEVILLE	8	0	8	0	0	0	8
PIONEER VILLAGE	5	0	5	0	0	0	5
PIPPA PASSES	1	0	1	0	0	0	1
PLEASUREVILLE	1	0	1	0	0	0	1
POWDERLY	1	0	1	0	0	0	1
PRESTONSBURG	16	0	16	0	0	0	16
PRINCETON	15	1	16	0	1	1	17
PROSPECT	6	2	8	0	1	1	9
PROVIDENCE	7	0	7	0	0	0	7
RACELAND	4	1	5	0	0	0	5
RADCLIFF	35	2	37	4	11	15	52
RAVENNA	2	0	2	0	0	0	2
RICHMOND	55	5	60	10	14	24	84
RUSSELL	12	0	12	0	0	0	12
RUSSELL SPRINGS	6	1	7	0	1	1	8
RUSSELLVILLE	23	1	24	0	2	2	26
SADIEVILLE	1	0	1	0	0	0	1
SALYERSVILLE	1	0	1	0	0	0	1
SCOTTSVILLE	13	0	13	0	0	0	13
SEBREE	1	0	1	0	0	0	1
SHELBYVILLE	19	1	20	0	1	1	21
SHEPHERDSVILLE	19	0	19	1	4	5	24
SHIVELY	17	2	19	1	4	5	24

**MUNICIPAL POLICE DEPARTMENTS
2005**

MUNICIPALITY	FULL TIME LAW ENFORCEMENT OFFICERS			FULL TIME CIVILIAN EMPLOYEES			TOTAL EMPLOYEES
	MALE	FEMALE	TOTAL	MALE	FEMALE	TOTAL	
SILVER GROVE	1	0	1	0	0	0	1
SIMPSONVILLE	3	0	3	0	0	0	3
SMITH'S GROVE	1	0	1	0	0	0	1
SOMERSET	38	0	38	1	2	3	41
SOUTHGATE	7	0	7	0	0	0	7
SOUTH SHORE	2	0	2	0	0	0	2
SPRINGFIELD	6	4	10	2	3	5	15
ST MATTHEWS	26	4	30	0	6	6	36
STAMPING GROUND	1	0	1	0	0	0	1
STANFORD	7	0	7	0	0	0	7
STANTON	8	0	8	0	0	0	8
STRATHMOR VILLAGE	2	0	2	0	0	0	2
STURGIS	4	0	4	0	0	0	4
TAYLOR MILL	7	2	9	0	1	1	10
TAYLORSVILLE	4	0	4	0	0	0	4
TOMPKINSVILLE	7	0	7	2	1	3	10
TRENTON	0	0	0	0	0	0	0
UNIONTOWN	2	0	2	0	0	0	2
VANCEBURG	6	0	6	0	0	0	6
VERSAILLES	33	4	37	8	2	10	47
VILLA HILLS	8	0	8	0	1	1	9
VINE GROVE	6	1	7	0	0	0	7
WARSAW	4	0	4	0	0	0	4
WAYLAND	1	0	1	0	0	0	1
WALLINS	1	0	1	0	0	0	1
WEST BUECHEL	6	1	7	0	0	0	7
WEST LIBERTY	5	0	5	4	2	6	11
WEST POINT	3	0	3	0	0	0	3
WHEELWRIGHT	1	0	1	0	0	0	1
WHITESBURG	5	0	5	0	0	0	5
WILDER	7	0	7	0	0	0	7
WILLIAMSBURG	9	1	10	0	1	1	11
WILLIAMSTOWN	5	0	5	0	1	1	6
WILMORE	8	1	9	0	1	1	10
WINCHESTER	34	0	34	15	0	15	49
WINGO	1	0	1	0	0	0	1
WORTHINGTON	4	0	4	0	0	0	4
WURLAND	1	0	1	0	0	0	1
TOTAL	4,122	358	4,480	259	635	894	5,374

SHERIFFS' DEPARTMENTS 2005

COUNTY	FULL TIME LAW ENFORCEMENT OFFICERS			FULL TIME CIVILIAN EMPLOYEES			TOTAL EMPLOYEES
	MALE	FEMALE	TOTAL	MALE	FEMALE	TOTAL	
ADAIR	3	0	3	0	2	2	5
ALLEN	10	0	10	0	0	0	10
ANDERSON	9	2	11	0	1	1	12
BALLARD	10	1	11	0	0	0	11
BARREN	10	2	12	1	1	2	14
BATH	4	0	4	0	1	1	5
BELL	10	2	12	0	3	3	15
BOONE	127	6	133	2	8	10	143
BOURBON	5	0	5	1	0	1	6
BOYD	19	0	19	0	4	4	23
BOYLE	9	1	10	0	0	0	10
BRACKEN	3	0	3	0	1	1	4
BREATHITT	2	0	2	0	0	0	2
BRECKINRIDGE	6	0	6	0	2	2	8
BULLITT	34	2	36	0	6	6	42
BUTLER	2	0	2	0	2	2	4
CALDWELL	4	1	5	0	2	2	7
CALLOWAY	14	3	17	3	3	6	23
CAMPBELL	9	1	10	3	0	3	13
CARLISLE	1	0	1	0	1	1	2
CARROLL	3	1	4	0	1	1	5
CARTER	5	1	6	0	2	2	8
CASEY	5	2	7	0	0	0	7
CHRISTIAN	23	1	24	0	5	5	29
CLARK	13	0	13	1	2	3	16
CLAY	5	0	5	0	0	0	5
CLINTON	4	0	4	0	1	1	5
CRITTENDEN	3	0	3	0	1	1	4
CUMBERLAND	4	0	4	0	1	1	5
DAVISS	38	2	40	14	11	25	65
EDMONSON	2	0	2	2	0	2	4
ELLIOTT	2	0	2	0	1	1	3
ESTILL	2	0	2	0	1	1	3
FAYETTE	35	6	41	9	23	32	73
FLEMING	9	2	11	0	0	0	11
FLOYD	6	2	8	4	4	8	16
FRANKLIN	18	0	18	0	1	1	19
FULTON	3	1	4	0	0	0	4
GALLATIN	5	0	5	0	2	2	7
GARRARD	4	0	4	1	1	2	6
GRANT	16	1	17	0	2	2	19
GRAVES	10	0	10	0	4	4	14
GRAYSON	8	0	8	0	0	0	8
GREEN	3	0	3	1	0	1	4
GREENUP	11	1	12	0	1	1	13
HANCOCK	6	0	6	0	1	1	7
HARDIN	29	5	34	0	2	2	36
HARLAN	12	0	12	0	3	3	15
HARRISON	8	0	8	0	0	0	8
HART	5	0	5	0	1	1	6
HENDERSON	15	2	17	2	2	4	21

SHERIFFS' DEPARTMENTS 2005

COUNTY	FULL TIME LAW ENFORCEMENT OFFICERS			FULL TIME CIVILIAN EMPLOYEES			TOTAL EMPLOYEES
	MALE	FEMALE	TOTAL	MALE	FEMALE	TOTAL	
HENRY	5	1	6	0	0	0	6
HICKMAN	2	1	3	0	0	0	3
HOPKINS	17	1	18	0	7	7	25
JACKSON	4	0	4	0	2	2	6
JEFFERSON	192	37	229	30	19	49	278
JESSAMINE	19	1	20	2	4	6	26
JOHNSON	10	0	10	0	4	4	14
KENTON	23	1	24	1	4	5	29
KNOTT	5	0	5	0	3	3	8
KNOX	6	0	6	5	3	8	14
LARUE	0	2	2	0	0	0	2
LAUREL	24	0	24	0	5	5	29
LAWRENCE	6	0	6	0	2	2	8
LEE	2	0	2	0	1	1	3
LESLIE	6	0	6	0	3	3	9
LETCHER	5	1	6	3	2	5	11
LEWIS	5	0	5	0	2	2	7
LINCOLN	8	1	9	0	0	0	9
LIVINGSTON	6	1	7	0	0	0	7
LOGAN	16	3	19	0	0	0	19
LYON	4	1	5	0	0	0	5
MADISON	34	3	37	0	0	0	37
MAGOFFIN	3	0	3	1	1	2	5
MARION	6	0	6	0	2	2	8
MARSHALL	15	2	17	1	1	2	19
MARTIN	5	0	5	0	2	2	7
MASON	9	0	9	0	2	2	11
MCCRACKEN	4	0	4	0	0	0	4
MCCREARY	5	0	5	0	1	1	6
MCLEAN	6	0	6	0	2	2	8
MEADE	9	0	9	0	2	2	11
MENIFEE	6	0	6	0	0	0	6
MERCER	7	2	9	0	1	1	10
METCALFE	3	0	3	0	1	1	4
MONROE	3	0	3	0	1	1	4
MONTGOMERY	11	1	12	0	3	3	15
MORGAN	3	0	3	3	2	5	8
MUHLENBERG	8	3	11	0	0	0	11
NELSON	22	1	23	2	4	6	29
NICHOLAS	1	0	1	0	1	1	2
OHIO	17	2	19	1	2	3	22
OLDHAM	12	4	16	0	1	1	17
OWEN	5	0	5	0	2	2	7
OWSLEY	4	0	4	0	1	1	5
PENDLETON	6	0	6	0	1	1	7
PERRY	10	2	12	0	1	1	13
PIKE	12	1	13	2	8	10	23
POWELL	6	0	6	0	2	2	8
PULASKI	26	0	26	1	8	9	35
ROBERTSON	1	0	1	0	0	0	1
ROCKCASTLE	8	0	8	2	0	2	10

**SHERIFFS' DEPARTMENTS
2005**

COUNTY	FULL TIME LAW ENFORCEMENT OFFICERS			FULL TIME CIVILIAN EMPLOYEES			TOTAL EMPLOYEES
	MALE	FEMALE	TOTAL	MALE	FEMALE	TOTAL	
ROWAN	10	0	10	0	3	3	13
RUSSELL	8	1	9	0	1	1	10
SCOTT	27	2	29	0	2	2	31
SHELBY	21	2	23	0	1	1	24
SIMPSON	11	0	11	1	2	3	14
SPENCER	6	0	6	0	1	1	7
TAYLOR	10	0	10	1	2	3	13
TODD	3	0	3	1	0	1	4
TRIGG	5	2	7	0	0	0	7
TRIMBLE	2	0	2	0	1	1	3
UNION	7	1	8	0	1	1	9
WARREN	38	4	42	5	12	17	59
WASHINGTON	4	1	5	0	0	0	5
WAYNE	6	1	7	0	2	2	9
WEBSTER	5	0	5	0	2	2	7
WHITLEY	9	0	9	0	2	2	11
WOLFE	2	0	2	1	0	1	3
WOODFORD	7	0	7	0	0	0	7
TOTAL	1,416	134	1,550	107	255	362	1,912

COUNTY POLICE DEPARTMENTS

COUNTY	FULL TIME LAW ENFORCEMENT OFFICERS			FULL TIME CIVILIAN EMPLOYEES			TOTAL EMPLOYEES
	MALE	FEMALE	TOTAL	MALE	FEMALE	TOTAL	
ANDERSON	14	2	16	3	5	8	24
BOYD	4	0	4	1	0	1	5
CAMPBELL	28	3	31	0	1	1	32
CHRISTIAN	7	0	7	0	1	1	8
ELLIOTT	3	0	3	0	1	1	4
GALLATIN	1	0	1	0	0	0	1
KENTON	38	1	39	14	12	26	65
OLDHAM	30	0	30	0	3	3	33
TOTAL	125	6	131	18	23	41	172

DRUG TASK FORCES 2005

AGENCY	FULL TIME LAW ENFORCEMENT OFFICERS			FULL TIME CIVILIAN EMPLOYEES			TOTAL EMPLOYEES
	MALE	FEMALE	TOTAL	MALE	FEMALE	TOTAL	
BARREN COUNTY DRUG TASK FORCE	4	0	4	0	1	1	5
BUFFALO TRACE / GATEWAY NARCOTIC TASK FORCE	2	1	3	0	0	0	3
LAKE CUMBERLAND DRUG TASK FORCE	5	0	5	0	1	1	6
F IVCO AREA DRUG TASK FORCE (F A D E)	6	0	6	0	1	1	7
GREATER HARDIN COUNTY NARCOTICS TASK FORCE	10	0	10	0	1	1	11
NORTHERN KENTUCKY NARCOTICS ENFORCEMENT	2	0	2	0	1	1	3
PENNYRILE NARCOTICS TASK FORCE	11	1	12	0	2	2	14
SOUTH CENTRAL DRUG TASK FORCE	1	0	1	0	1	1	2
UNLAWFUL NARC INVEST TREAT EDUC	31	1	32	5	13	18	50
TOTAL	72	3	75	5	21	26	101

OTHER LAW ENFORCEMENT AGENCIES

AGENCY	FULL TIME LAW ENFORCEMENT OFFICERS			FULL TIME CIVILIAN EMPLOYEES			TOTAL EMPLOYEES
	MALE	FEMALE	TOTAL	MALE	FEMALE	TOTAL	
BLUE GRASS AIRPORT	45	20	65	17	0	17	82
CINCINNATI - NORTHERN KENTUCKY AIRPORT	52	3	55	9	7	16	71
LOUISVILLE/JEFFERSON COUNTY AIRPORT POLICE	17	1	18	0	0	0	18
TOTAL	114	24	138	26	7	33	171

**COLLEGES, SCHOOLS AND UNIVERSITIES
2005**

AGENCY	FULL TIME LAW ENFORCEMENT OFFICERS			FULL TIME CIVILIAN EMPLOYEES			TOTAL EMPLOYEES
	MALE	FEMALE	TOTAL	MALE	FEMALE	TOTAL	
CLARK COUNTY SCHOOLS	2	0	2	0	0	0	2
CLAY COUNTY SCHOOLS	2	0	2	0	0	0	2
EASTERN KY UNIVERSITY	21	3	24	11	6	17	41
FAYETTE CO SCHOOLS	17	8	25	2	2	4	29
JEFFERSON CO SCHOOL SEC	12	2	14	10	2	12	26
KENTUCKY STATE UNIVERSITY	8	1	9	2	3	5	14
MCCRACKEN CO. PUB SCHOOLS	4	0	4	0	0	0	4
MOREHEAD STATE UNIVERSITY	14	1	15	5	6	11	26
MURRAY STATE UNIVERSITY	14	2	16	3	3	6	22
NICHOLAS COUNTY SCHOOLS	1	0	1	0	0	0	1
NORTHERN KY UNIVERSITY	15	1	16	3	5	8	24
UNIVERSITY OF KENTUCKY	31	10	41	5	5	10	51
UNIVERSITY OF LOUISVILLE	26	1	27	22	11	33	60
WESTERN KY UNIVERSITY	23	1	24	0	9	9	33
TOTAL	190	30	220	63	52	115	335

STATE AGENCIES

AGENCY	FULL TIME LAW ENFORCEMENT OFFICERS			FULL TIME CIVILIAN EMPLOYEES			TOTAL EMPLOYEES
	MALE	FEMALE	TOTAL	MALE	FEMALE	TOTAL	
ALCOHOLIC BEVERAGE CONTROL	34	3	37	0	2	2	39
DEPARTMENT OF INSURANCE FRAUD	10	0	10	7	0	7	17
KENTUCKY DIVISION OF FORESTRY ENFORCEMENT	152	24	176	3	22	25	201
KENTUCKY BUREAU OF INVESTIGATION	29	6	35	2	9	11	46
FAIR GROUND SECURITY	1	0	1	1	0	1	2
FISH & WILDLIFE RESOURCES/ KENTUCKY WATER PATROL	127	2	129	6	2	8	137
KENTUCKY HORSE PARK	8	0	8	0	0	0	8
KENTUCKY STATE POLICE	887	30	917	381	364	745	1,662
MOTOR VEHICLE ENFORCEMENT	155	4	159	39	40	79	238
PARK SECURITY	64	2	66	0	0	0	66
TOTAL	1,467	71	1,538	439	439	878	2,416

TOTAL ALL AGENCIES	7,506	626	8,132	917	1,432	2,349	10,481
---------------------------	--------------	------------	--------------	------------	--------------	--------------	---------------

”

LAW ENFORCEMENT OFFICERS ASSAULTED

A total of 1,090 police officers were assaulted in Kentucky during 2005. The chart below shows the type of activity the officer was performing; type of weapon used in the assault, and type of officer assignment.

Of the 1,090 officers assaulted, 308 officers received personal injury. This number represents 28.3% of the total number of officers assaulted. 95.4% of the police assaults were cleared.

TYPE OF ACTIVITY	TOTAL ASSAULT BY WEAPON	TYPE OF WEAPON				TYPE OF ASSIGNMENT						
		FIRE-ARM	KNIFE OR OTHER CUTTING INSTRUMENT	OTHER DANGEROUS WEAPONS	HANDS, FISTS, FEET, ETC.	TWO-OFFICER VEHICLE	ONE-OFFICER VEHICLE		DETECTIVE OR SPECIAL ASSIGN		OTHER	
							ALONE	ASSIS- TED	ALONE	ASSIS- TED	ALONE	ASSIS- TED
Responding to "Disturbance" calls (family quarrels, man with gun, etc.)	190	17	6	34	133	14	64	104	3	0	3	2
Burglaries in progress or pursuing burglary suspects	21	1	1	5	14	7	9	2	1	0	2	0
Robberies in progress or pursuing robbery suspects	6	0	0	2	4	0	3	3	0	0	0	0
Attempting other arrests	183	13	6	24	140	9	78	67	12	7	5	5
Civil disorder (riot, mass disobedience)	5	1	0	1	3	0	0	3	0	0	0	2
Handling, transporting, custody of prisoners	86	2	1	10	73	0	27	32	11	1	12	3
Investigating suspicious persons or circumstances	99	5	3	17	74	7	59	23	0	5	4	1
Ambush, no warning	6	3	0	0	3	0	2	4	0	0	0	0
Mentally deranged	46	32	1	1	12	0	3	41	1	0	1	0
Traffic pursuits and stops	334	10	2	250	72	25	195	97	11	0	1	5
All other	114	7	2	56	49	3	56	28	5	4	10	8
TOTAL	1,090	91	22	400	577	65	496	404	44	17	38	26